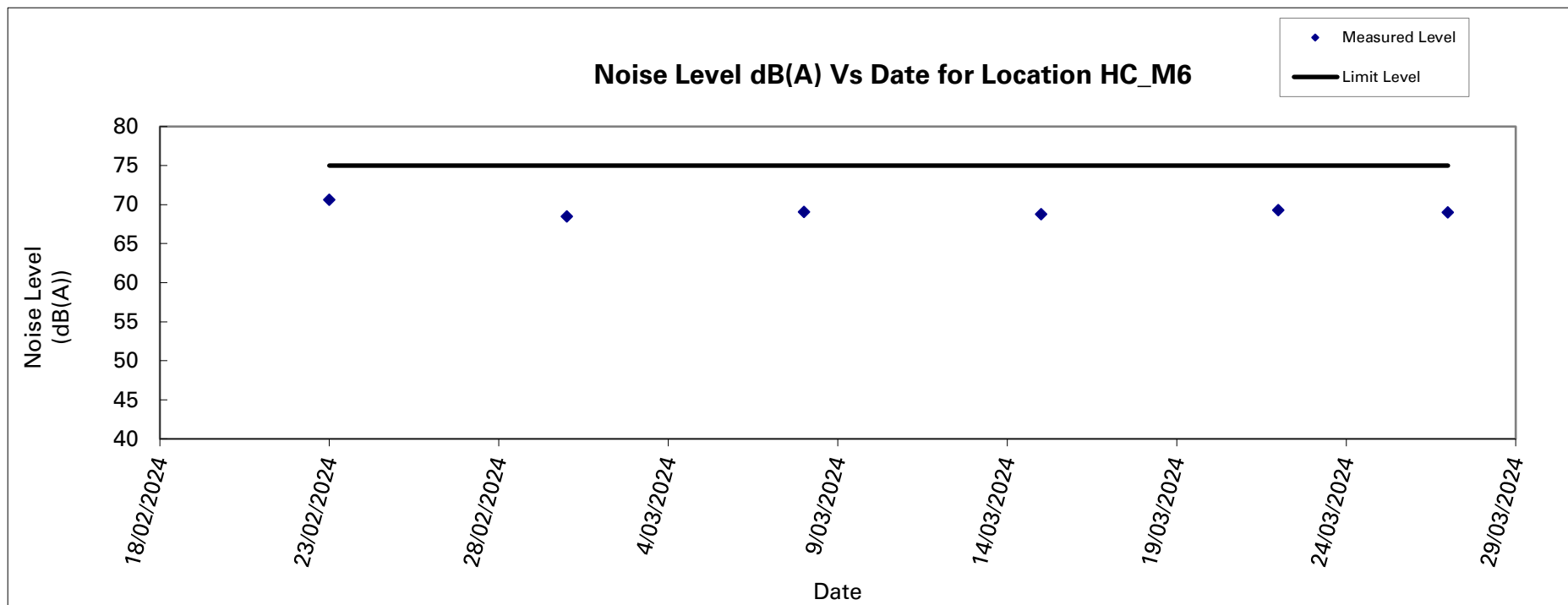
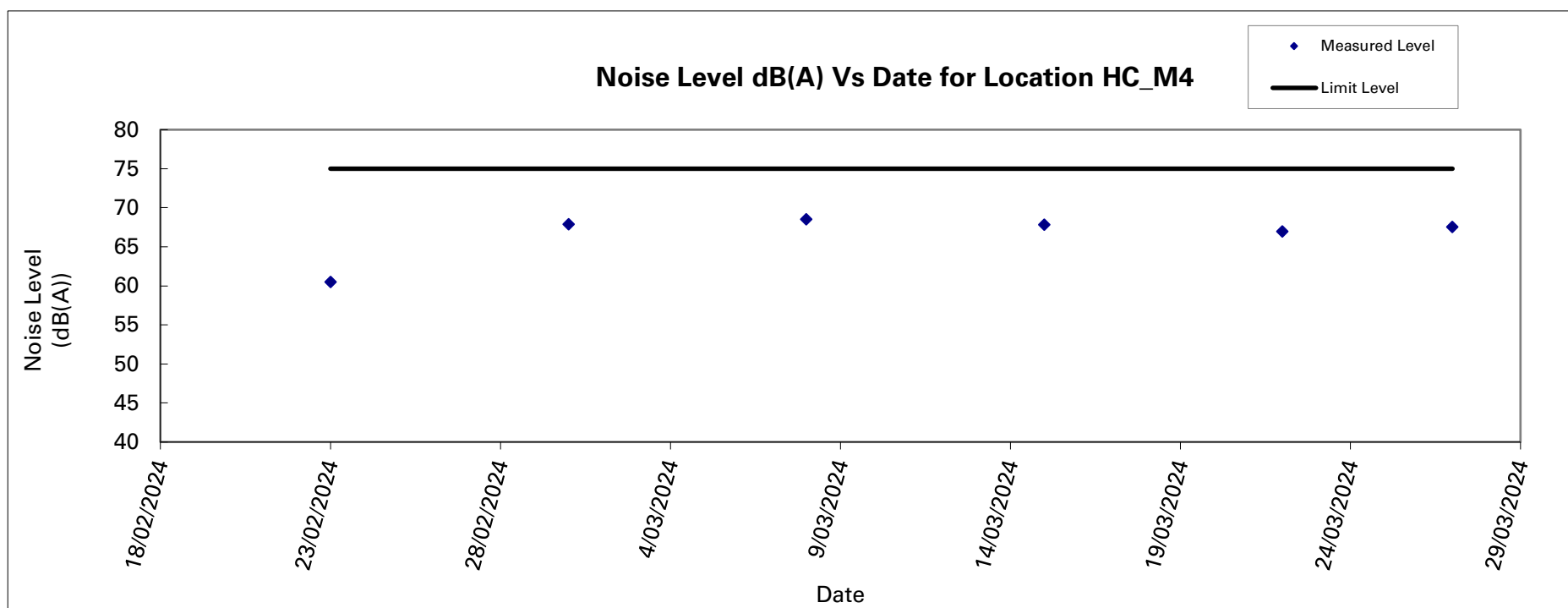
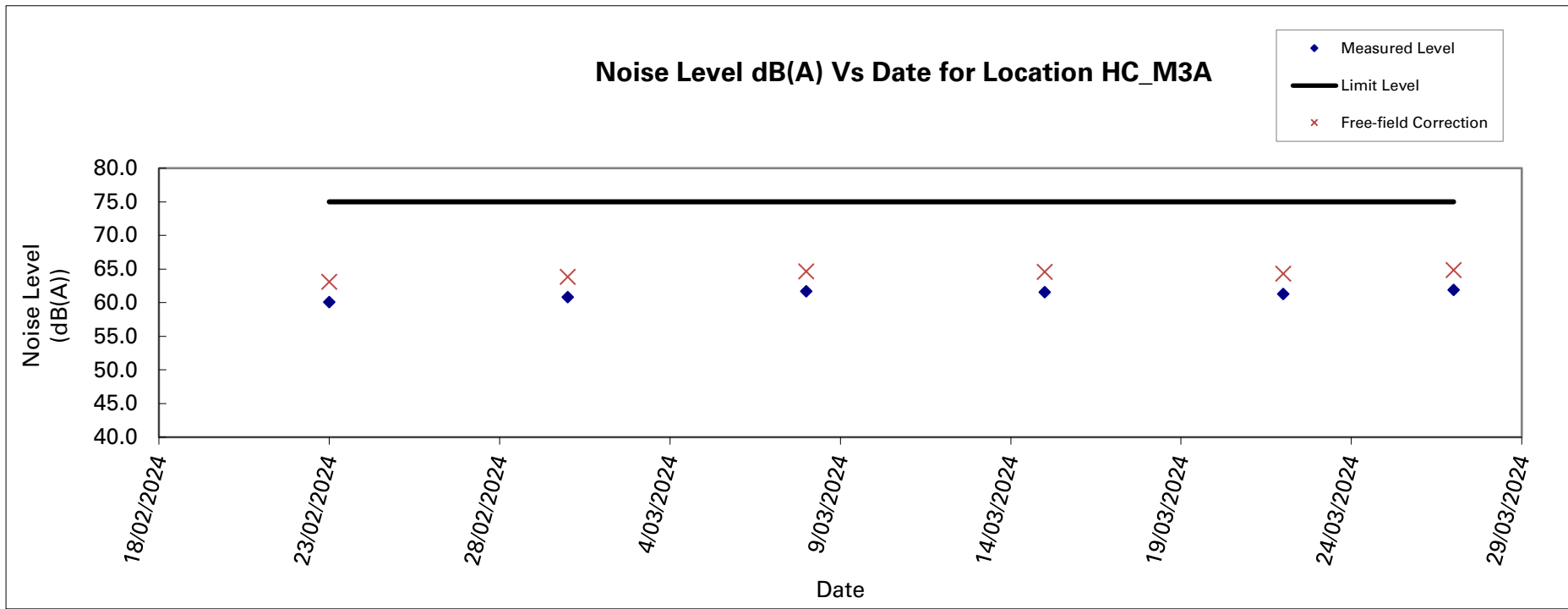
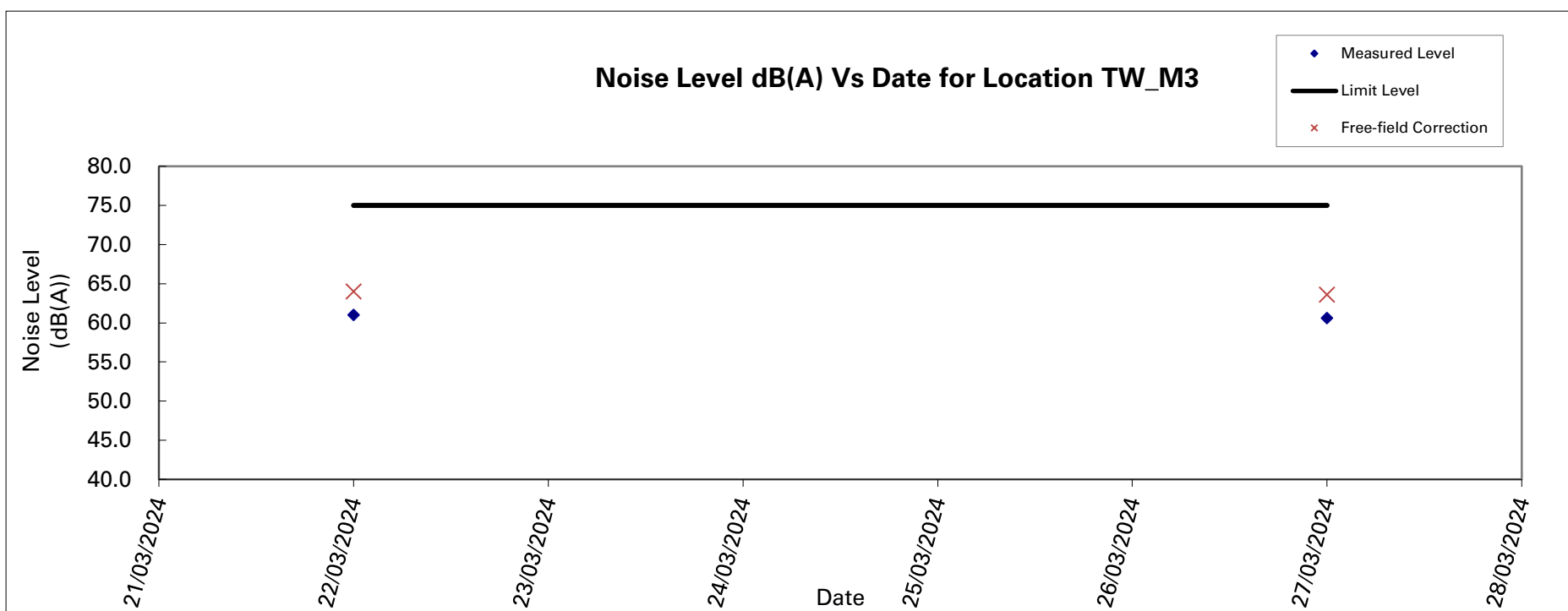
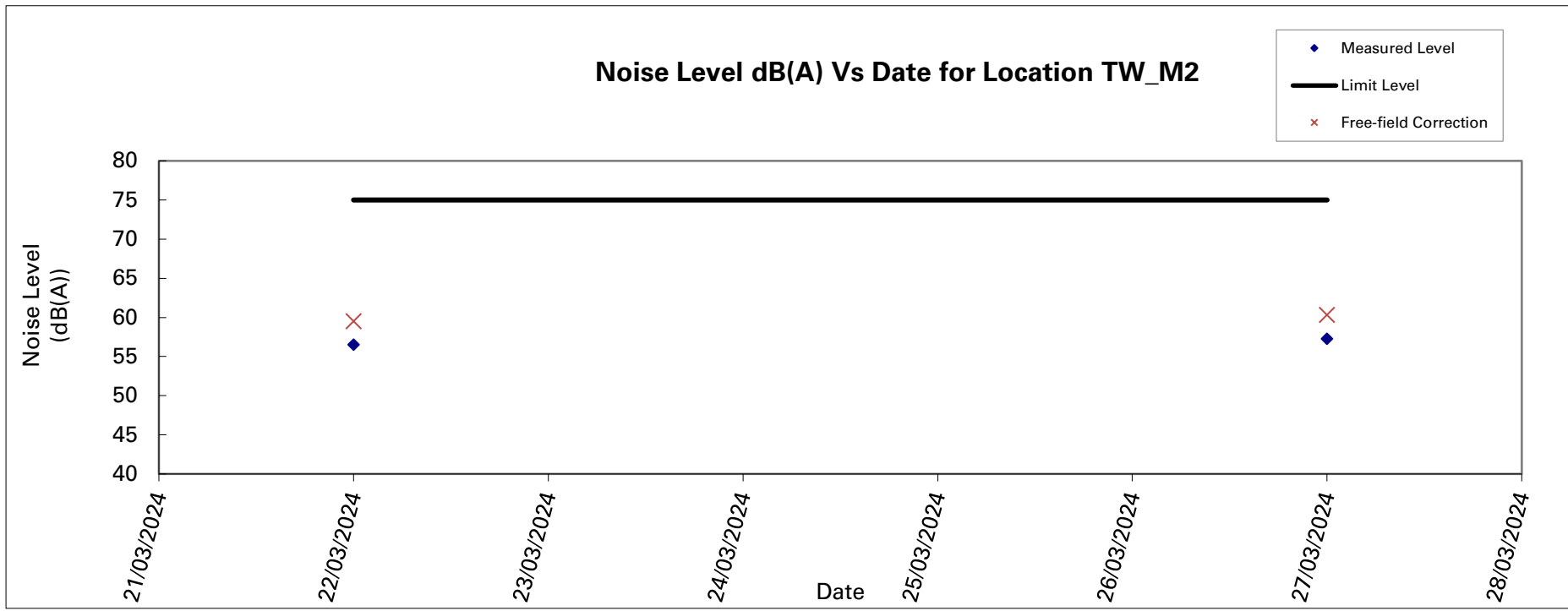
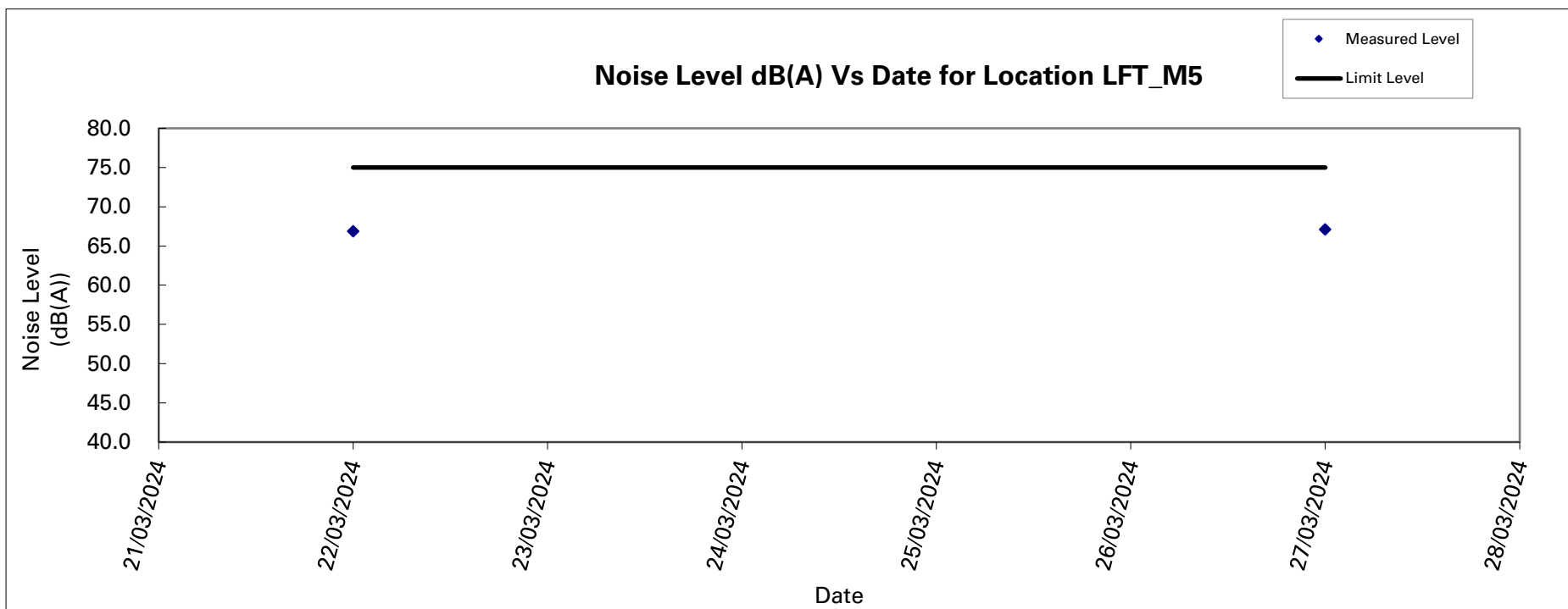
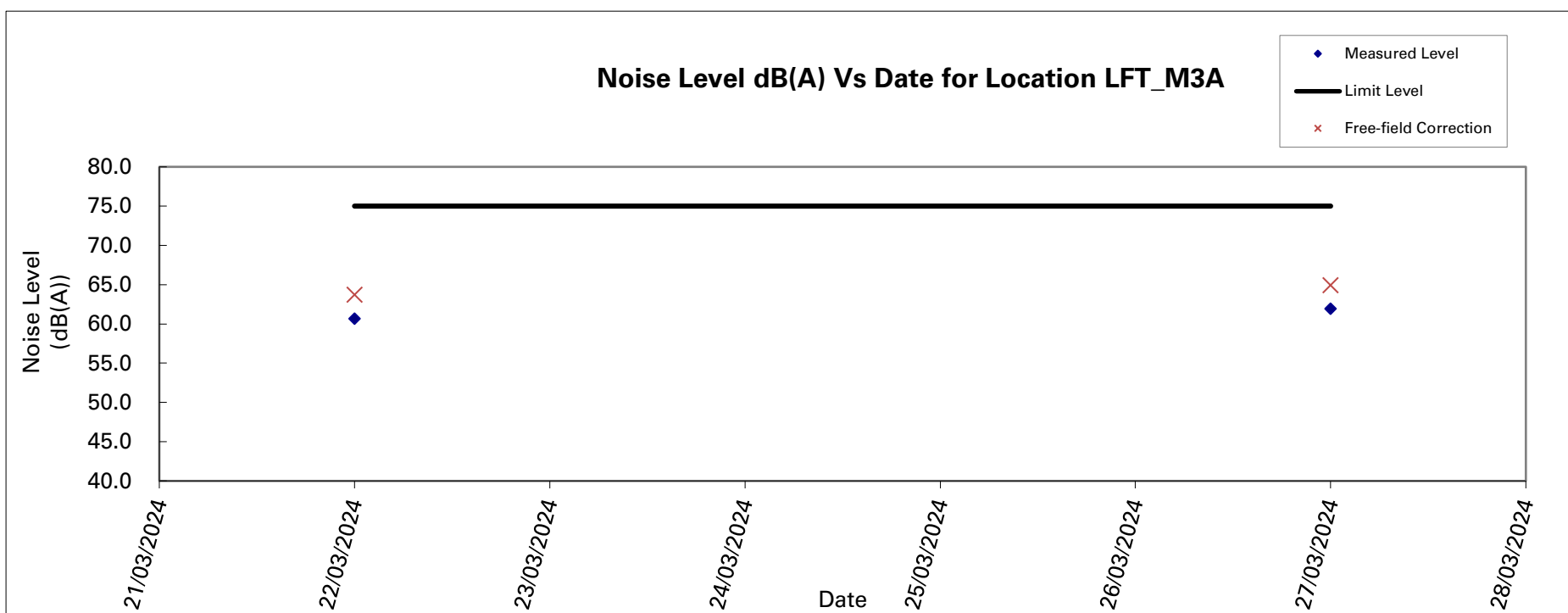
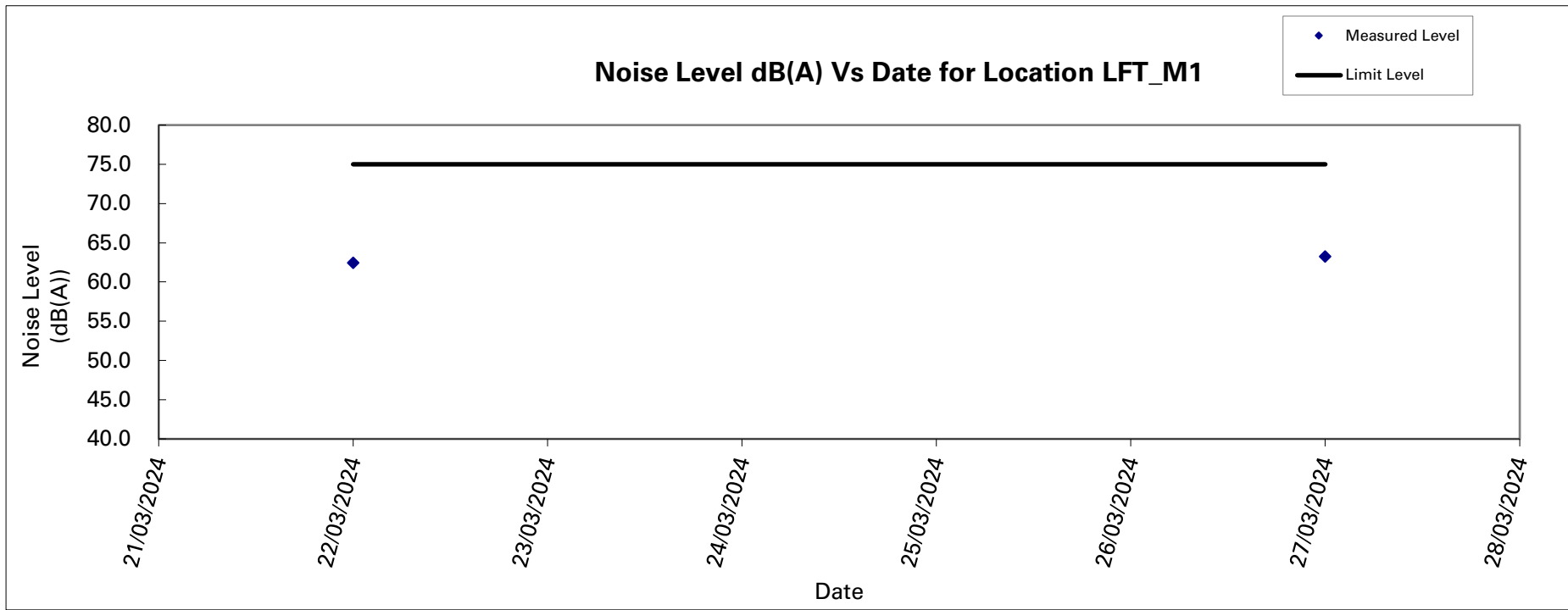
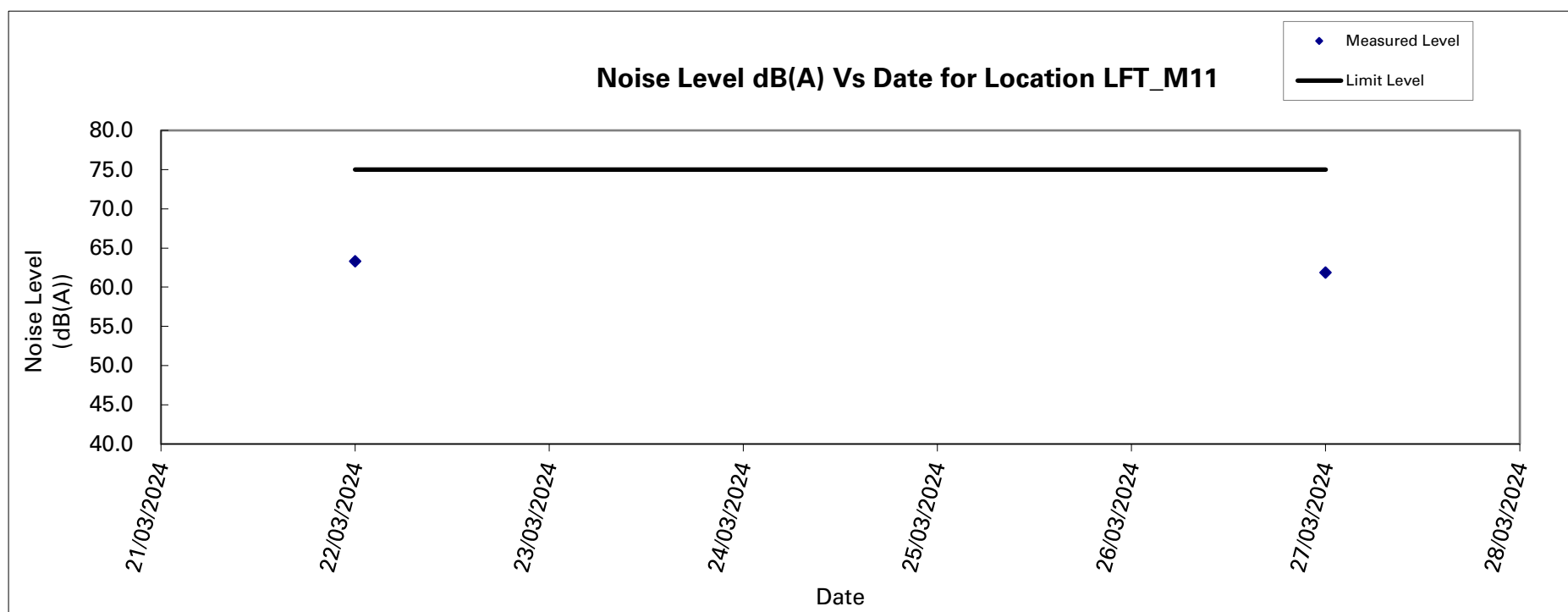
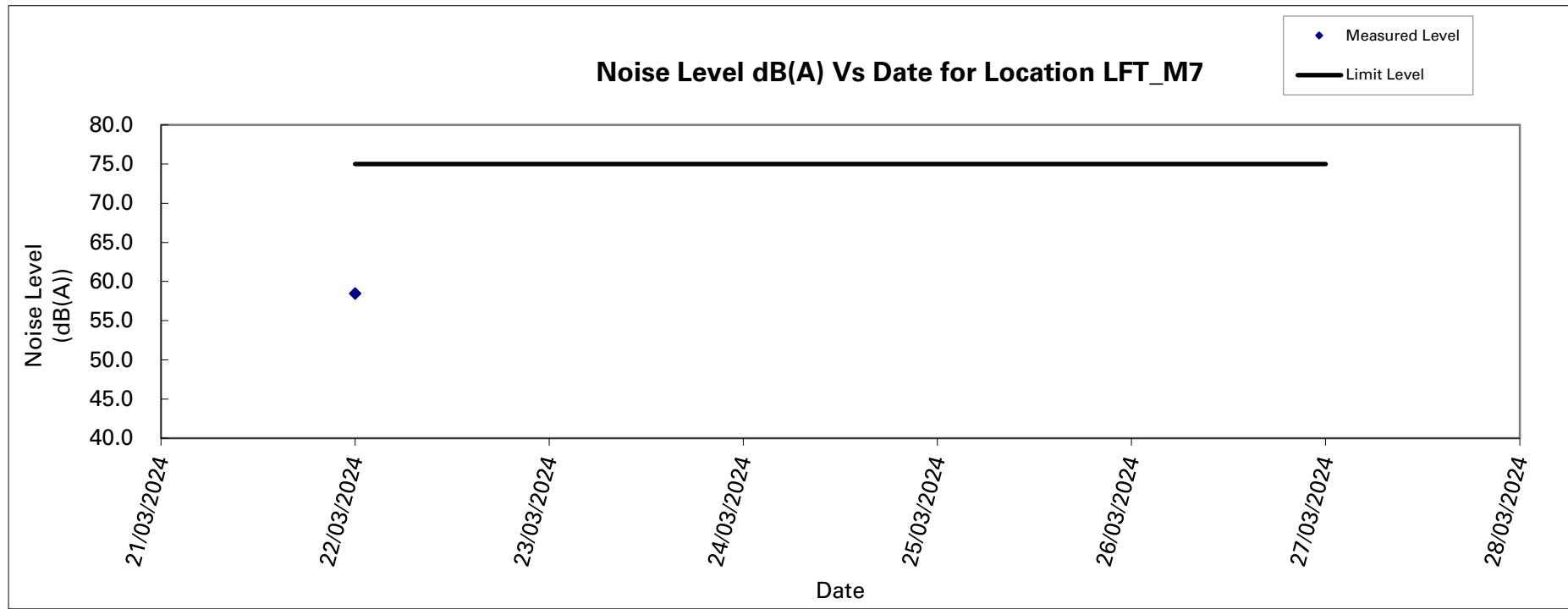


Appendix 3.3 Impact Noise Monitoring Data









Noise Level Results at HC_M3A

Date	Time		Weather	Leq-5min, dB(A)						Leq-30min, dB(A)	Leq-30min with free-field correction, dB(A)	
				Reading (1)	Reading (2)	Reading (3)	Reading (4)	Reading (5)	Reading (6)			
01/03/2024	10:18	-	10:48	Fine	61.0	58.8	58.5	62.1	61.6	61.7	60.8	63.8
08/03/2024	11:03	-	11:33	Sunny	62.3	60.2	62.5	62.5	60.7	61.3	61.7	64.7
15/03/2024	14:17	-	14:47	Sunny	60.6	60.7	62.4	62.4	61.5	61.4	61.6	64.6
22/03/2024	8:54	-	9:24	Cloudy	62.7	61.0	61.5	62.4	58.9	60.1	61.3	64.3
27/03/2024	9:41	-	10:11	Cloudy	60.2	62.5	61.8	61.6	62.1	62.6	61.9	64.9
											Max	Min
											64.9	63.8

Noise Level Results at HC_M4

Date	Time		Weather	Leq-5min, dB(A)						Leq-30min, dB(A)		
				Reading (1)	Reading (2)	Reading (3)	Reading (4)	Reading (5)	Reading (6)			
01/03/2024	9:41	-	10:11	Fine	67.9	68.9	68.2	66.8	68.3	67.0	67.9	
08/03/2024	10:24	-	10:54	Sunny	68.2	69.2	68.5	68.6	68.1	68.5	68.5	
15/03/2024	13:41	-	14:11	Sunny	68.5	67.0	67.8	66.2	69.0	67.8	67.8	
22/03/2024	9:17	-	9:47	Cloudy	66.1	65.8	66.3	66.2	68.5	68.2	67.0	
27/03/2024	9:09	-	9:39	Cloudy	66.6	67.8	67.5	67.9	68.3	67.1	67.6	
											Max	Min
											68.5	67.0

Noise Level Results at HC_M6

Date	Time		Weather	Leq-5min, dB(A)						Leq-30min, dB(A)		
				Reading (1)	Reading (2)	Reading (3)	Reading (4)	Reading (5)	Reading (6)			
01/03/2024	9:03	-	9:33	Fine	70.1	69.3	67	67.2	67.6	68.9	68.5	
08/03/2024	9:47	-	10:17	Sunny	68.9	68.8	70.3	69.4	68.5	68.3	69.1	
15/03/2024	13:08	-	13:38	Sunny	69.1	69.9	68.6	69.6	67.3	67.3	68.8	
22/03/2024	8:41	-	9:11	Cloudy	70.2	67.5	69.7	67.9	69.8	69.8	69.3	
27/03/2024	8:34	-	9:04	Cloudy	67.7	70.7	68.4	68.5	66.5	70.6	69.0	
											Max	Min
											69.3	68.5

Contract No. DC/2022/02
 Drainage Improvement Works at Yuen Long -
 Sung Shan New Village, Tai Wo, Lin Fa Tei and Ha Che
 Noise Monitoring Result



Noise Level Results at TW_M2

Date	Time		Weather	Leq-5min, dB(A)						Leq-30min, dB(A)	Leq-30min with free-field correction, dB(A)	
				Reading (1)	Reading (2)	Reading (3)	Reading (4)	Reading (5)	Reading (6)			
22/03/2024	14:58	-	15:28	Cloudy	56.3	57.1	55.9	56.3	56.6	56.8	56.5	59.5
27/03/2024	15:11	-	15:41	Cloudy	58.1	56.9	57.7	57.1	56.2	57.5	57.3	60.3
											Max	Min
											60.3	59.5

Noise Level Results at TW_M3

Date	Time		Weather	Leq-5min, dB(A)						Leq-30min, dB(A)	Leq-30min with free-field correction, dB(A)	
				Reading (1)	Reading (2)	Reading (3)	Reading (4)	Reading (5)	Reading (6)			
22/03/2024	15:37	-	16:07	Cloudy	60.4	61.5	61.1	61.7	60.3	60.9	61.0	64.0
27/03/2024	15:58	-	16:28	Cloudy	59.7	60.1	60.7	60.3	61.5	61.1	60.6	63.6
											Max	Min
											64.0	63.6

Noise Level Results at LFT_M1

Date	Time		Weather	Leq-5min, dB(A)						Leq-30min, dB(A)	
				Reading (1)	Reading (2)	Reading (3)	Reading (4)	Reading (5)	Reading (6)		
22/03/2024	13:58	-	14:28	Cloudy	62.3	63.7	61.4	61.9	62.8	62.2	62.4
27/03/2024	14:04	-	14:34	Cloudy	61.5	63.9	63.1	63.7	62.4	64.2	63.2
										Max	Min
										63.2	62.4

Noise Level Results at LFT_M3A

Date	Time		Weather	Leq-5min, dB(A)						Leq-30min, dB(A)	Leq-30min with free-field correction, dB(A)	
				Reading (1)	Reading (2)	Reading (3)	Reading (4)	Reading (5)	Reading (6)			
22/03/2024	11:16	-	11:46	Cloudy	60.3	61.5	61.1	60.9	60.4	59.7	60.7	63.7
27/03/2024	11:22	-	11:52	Cloudy	62.7	62.2	61.9	61.7	61.1	61.8	61.9	64.9
										Max	Min	
										64.9	63.7	

Noise Level Results at LFT_M5

Date	Time		Weather	Leq-5min, dB(A)						Leq-30min, dB(A)	
				Reading (1)	Reading (2)	Reading (3)	Reading (4)	Reading (5)	Reading (6)		
22/03/2024	10:31	-	11:01	Cloudy	67.2	66.8	65.9	65.9	66.2	68.7	66.9
27/03/2024	10:45	-	11:15	Cloudy	66.8	67.7	67.2	66.3	66.9	67.5	67.1
										Max	Min
										67.1	66.9

Noise Level Results at LFT_M7

Date	Time		Weather	Leq-5min, dB(A)						Leq-30min, dB(A)	
				Reading (1)	Reading (2)	Reading (3)	Reading (4)	Reading (5)	Reading (6)		
22/03/2024	9:52	-	10:22	Cloudy	59.8	58.1	58.8	58.4	57.2	58.1	58.5
										Max	Min
										58.5	58.5

Noise Level Results at LFT_M11

Date	Time		Weather	Leq-5min, dB(A)						Leq-30min, dB(A)	
				Reading (1)	Reading (2)	Reading (3)	Reading (4)	Reading (5)	Reading (6)		
22/03/2024	13:07	-	13:37	Cloudy	62.3	63.4	64.1	64.4	63.2	61.9	63.3
27/03/2024	13:12	-	13:42	Cloudy	61.7	62.5	62.9	61.7	60.7	61.2	61.8
										Max	Min
										63.3	61.8