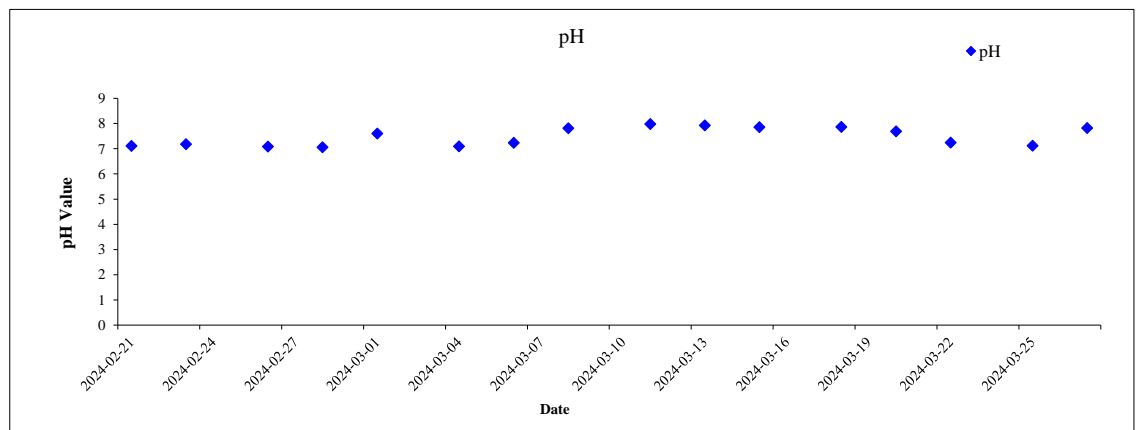
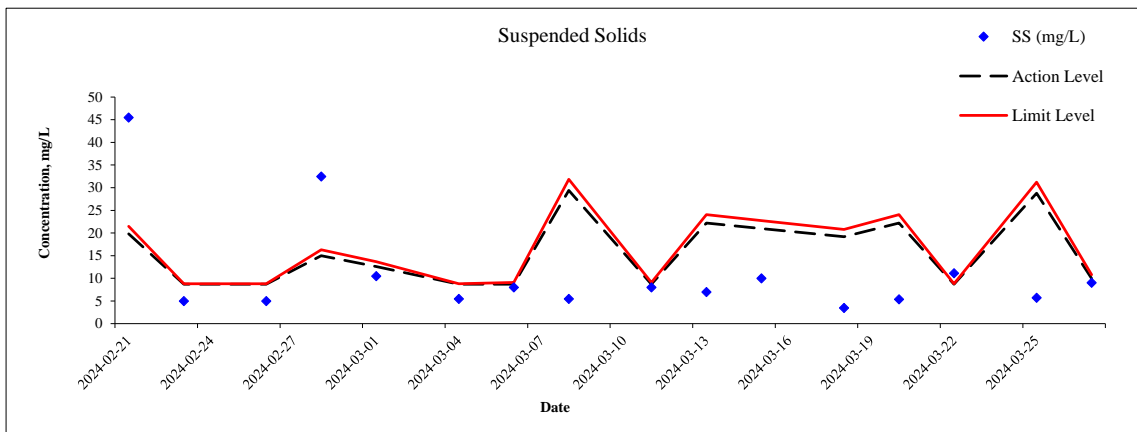
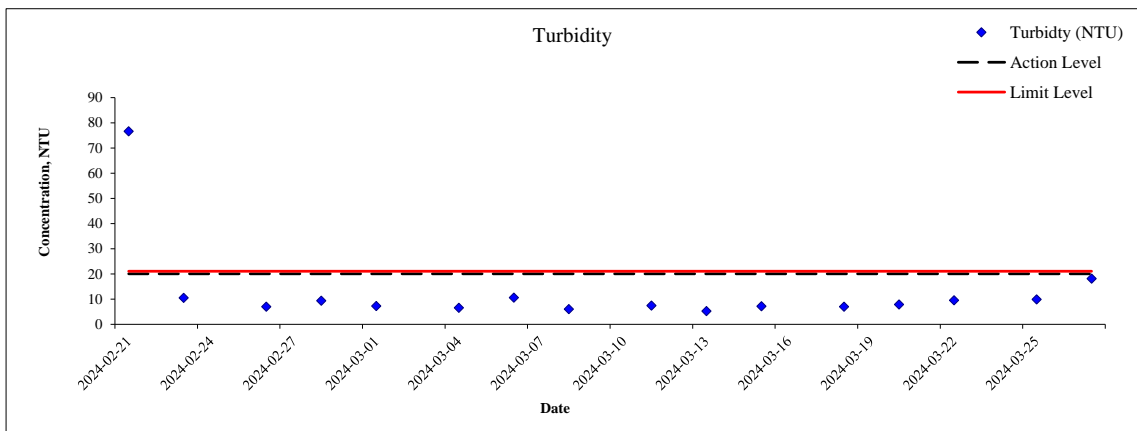
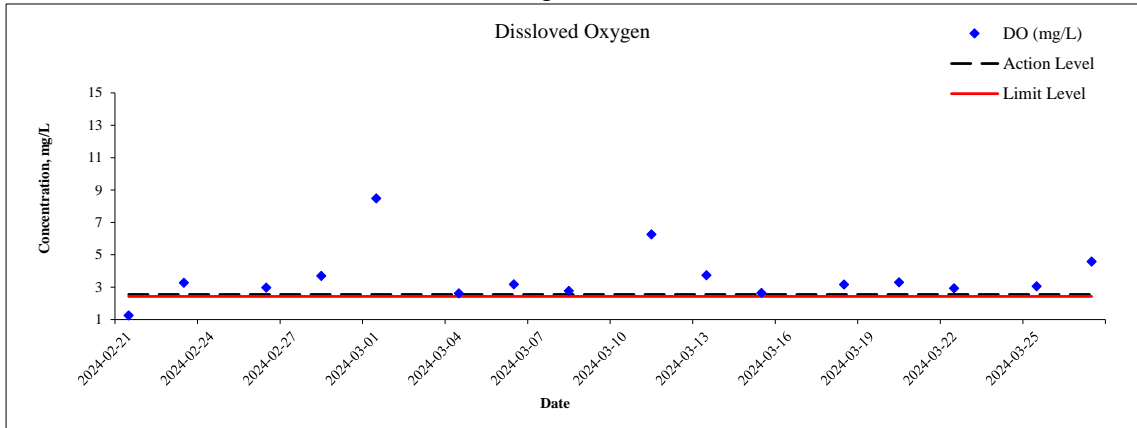
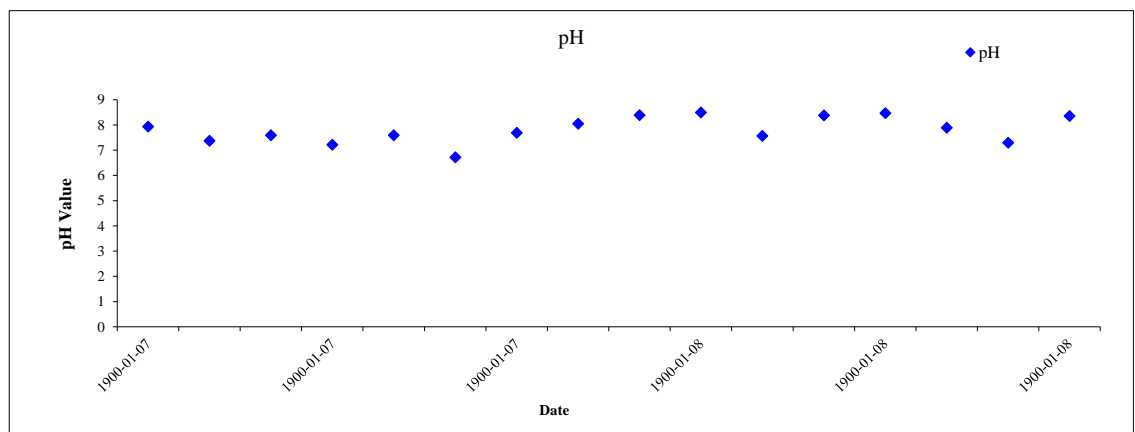
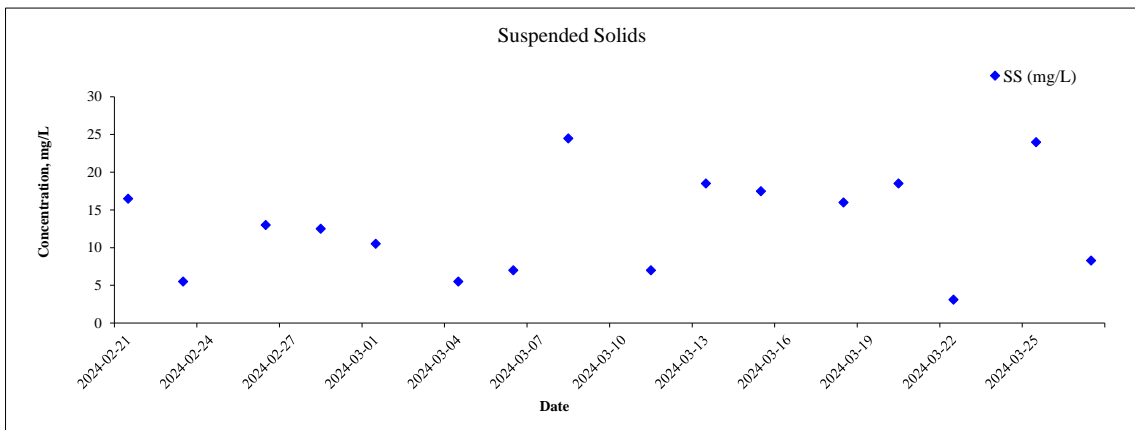
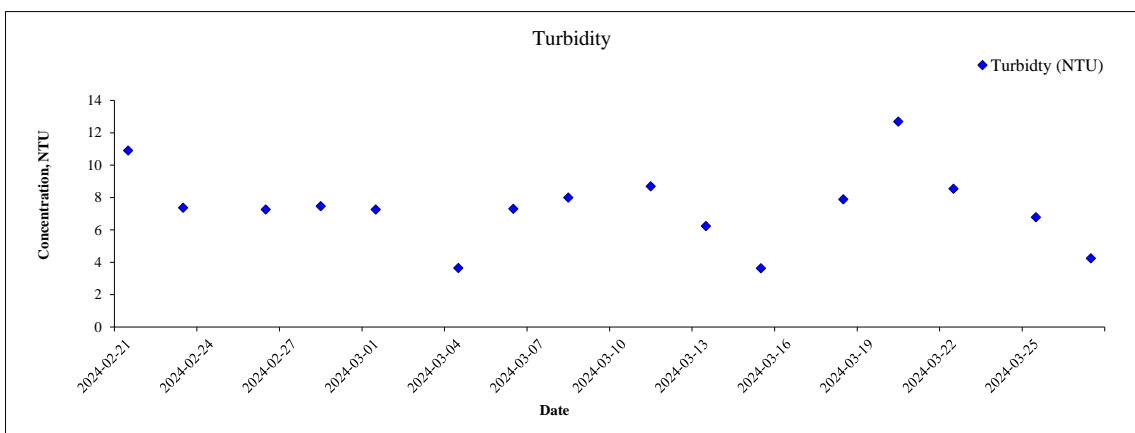
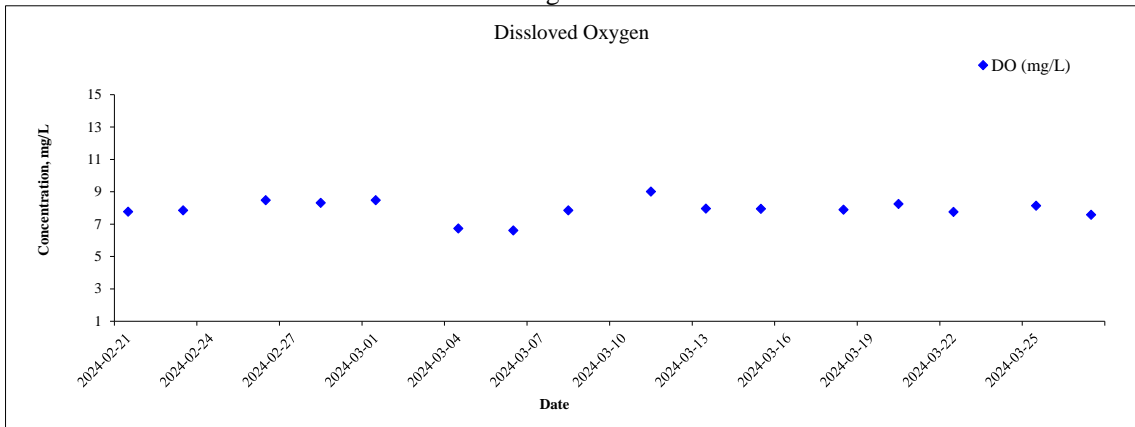


## **Appendix 2.4 Impact Water Quality Monitoring Data**

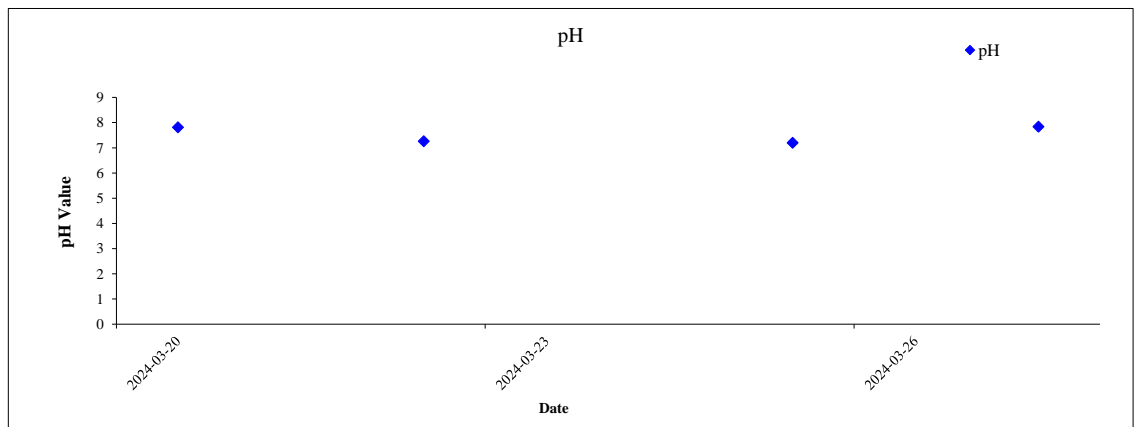
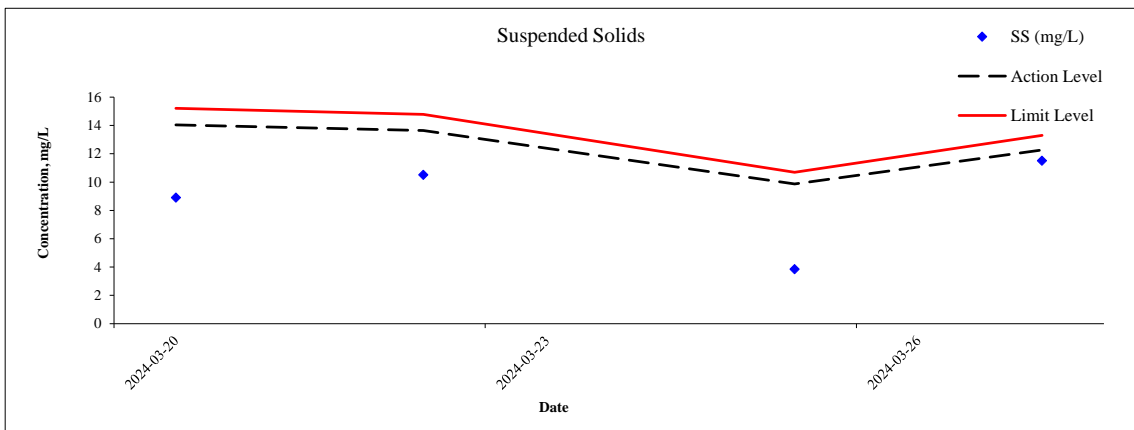
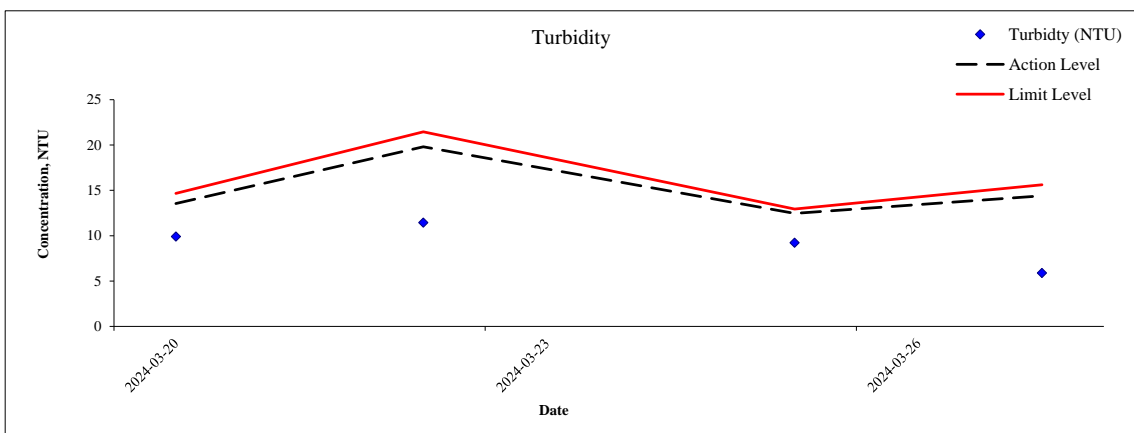
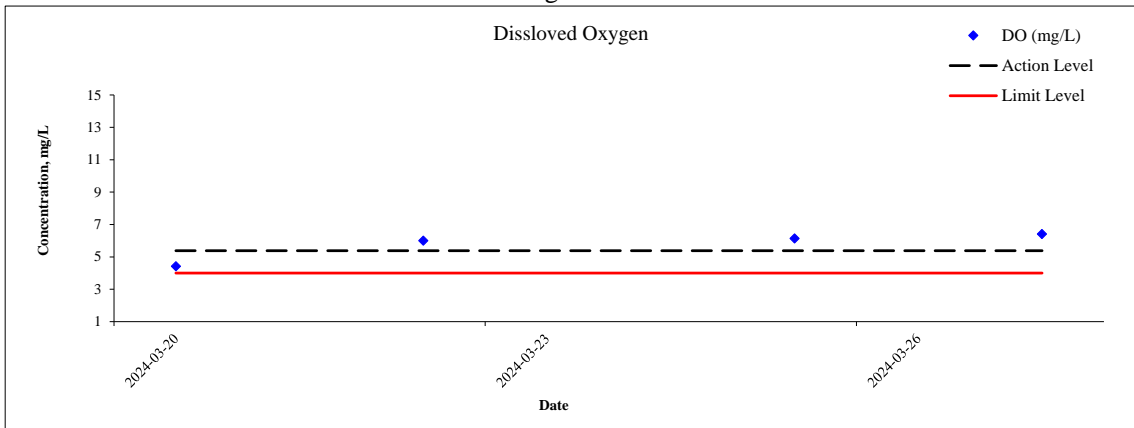
Monitoring Location: C10



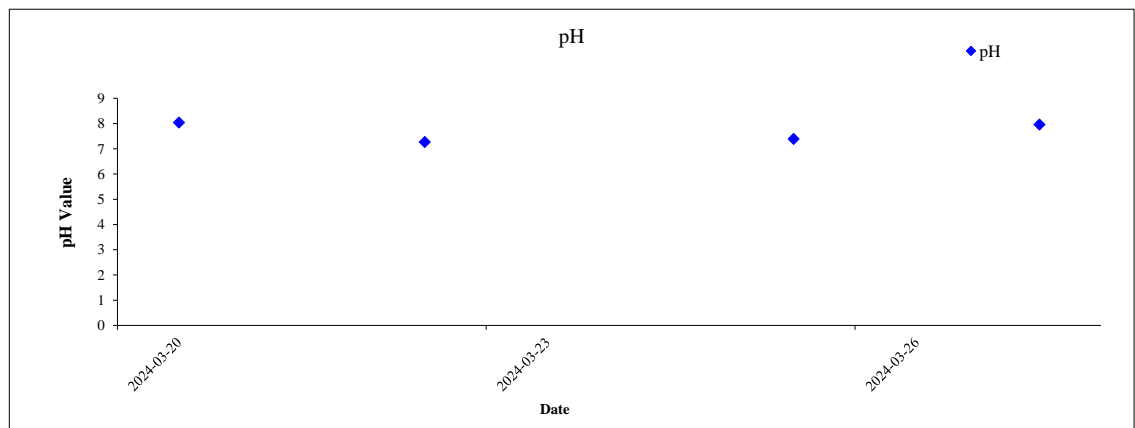
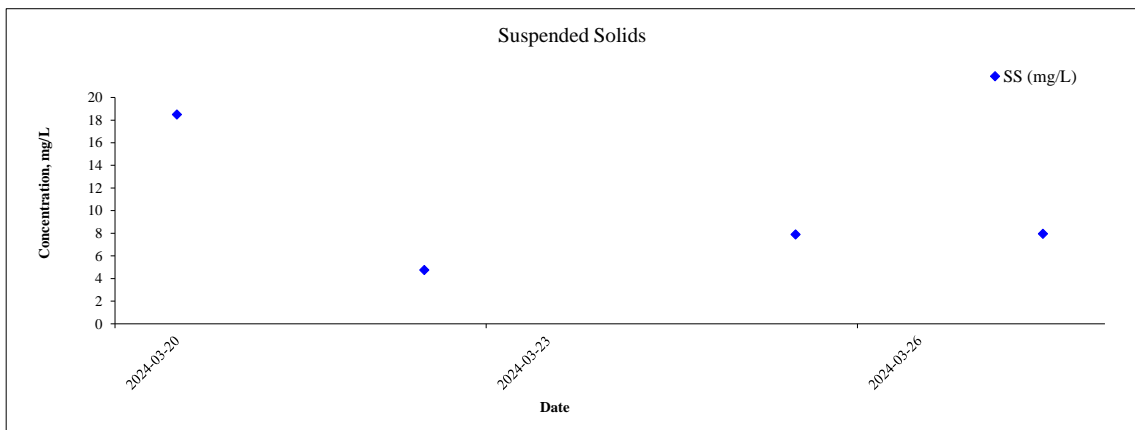
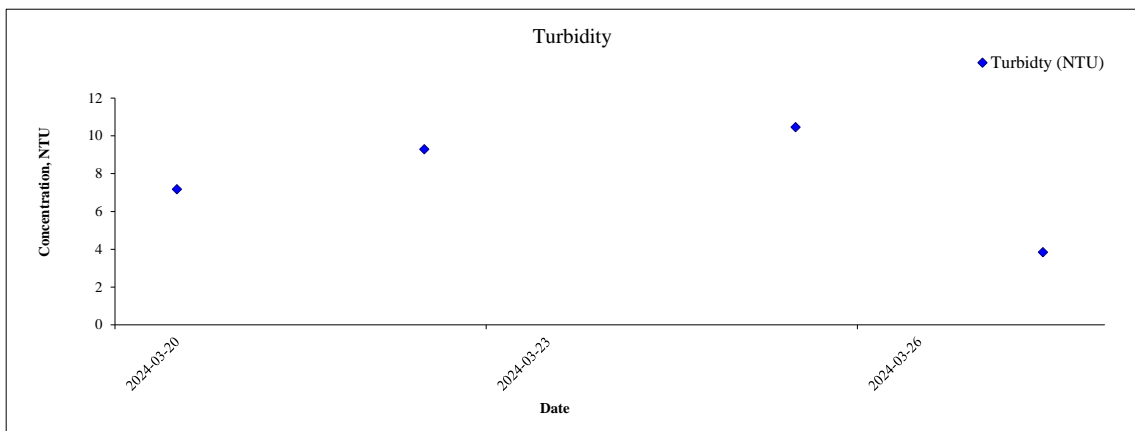

Monitoring Location: C9



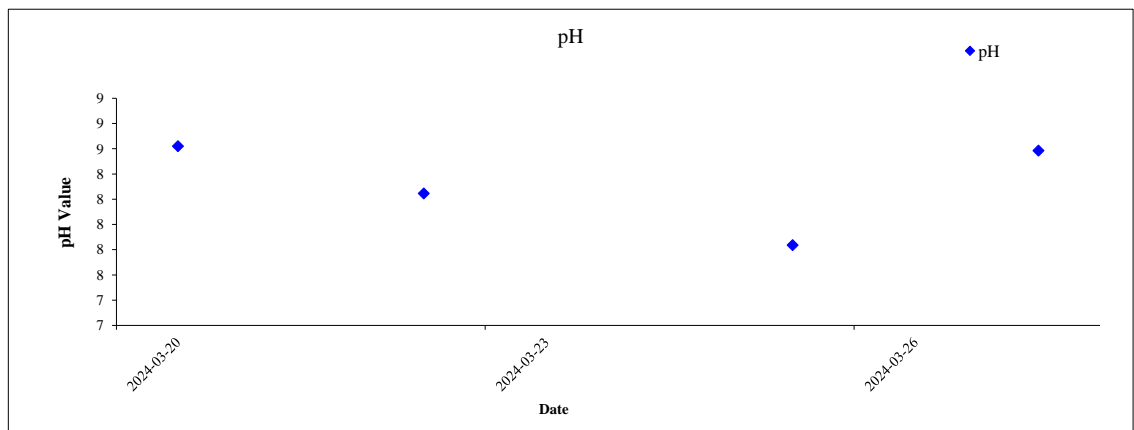

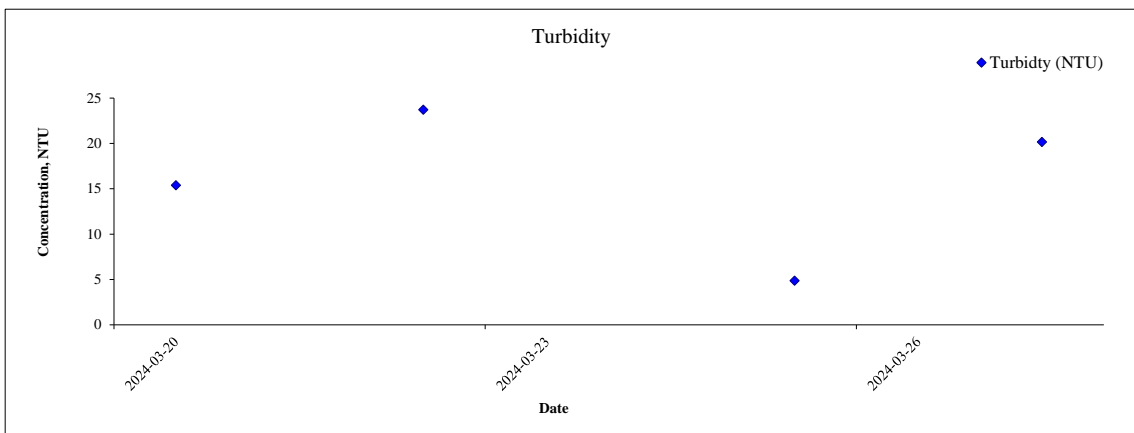
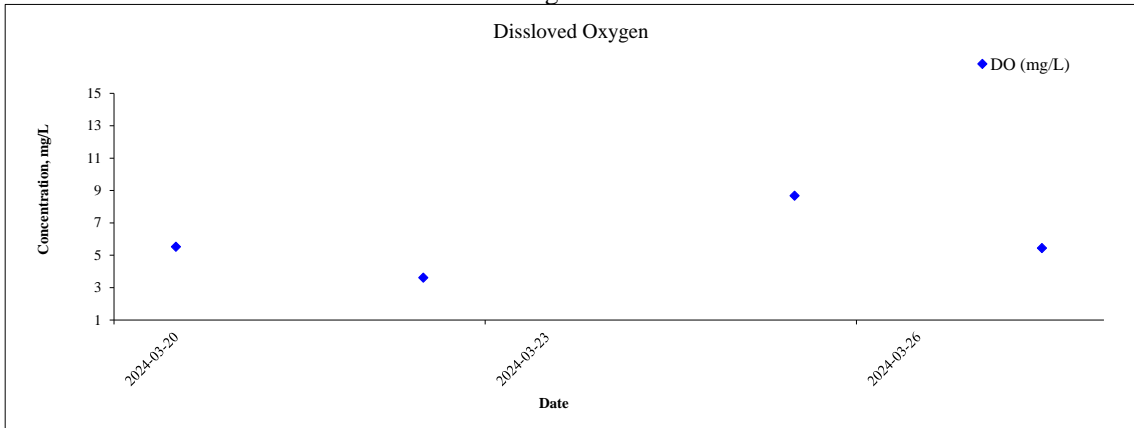
Monitoring Location: C8



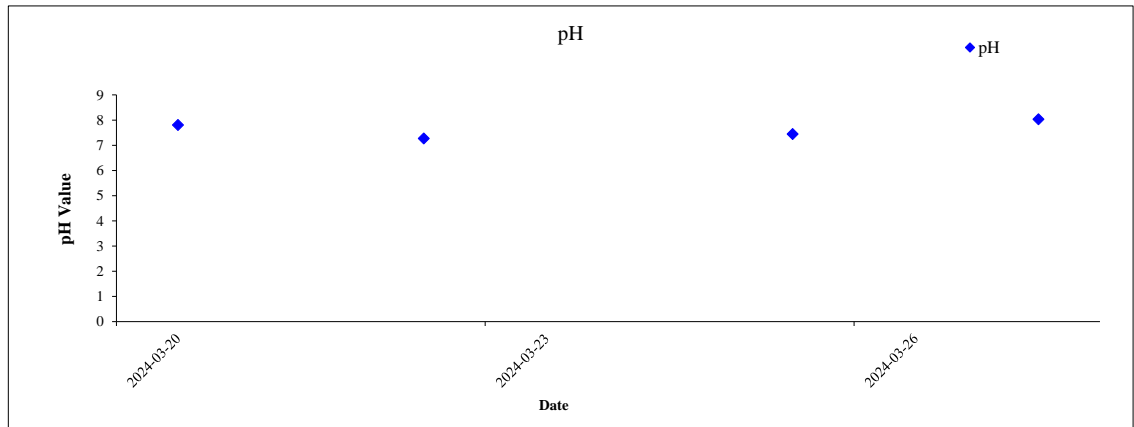
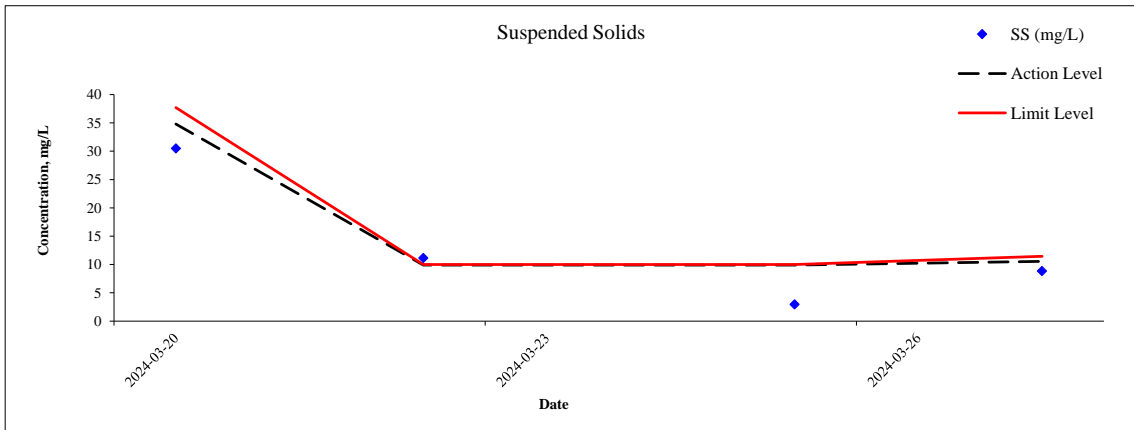
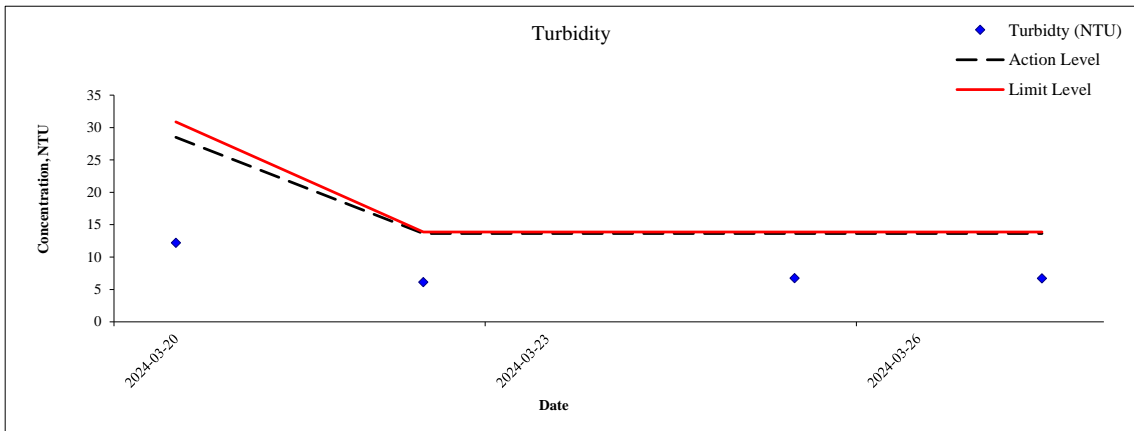
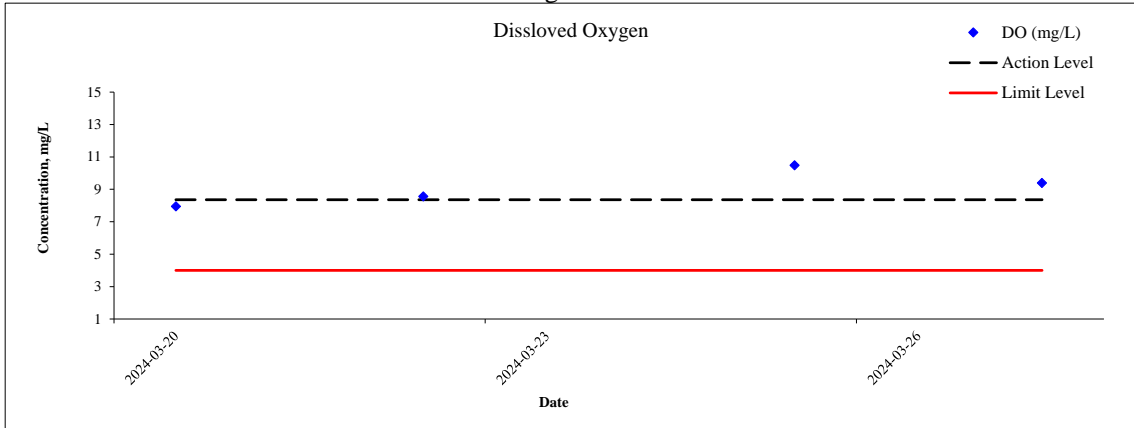
### Monitoring Location: C7A



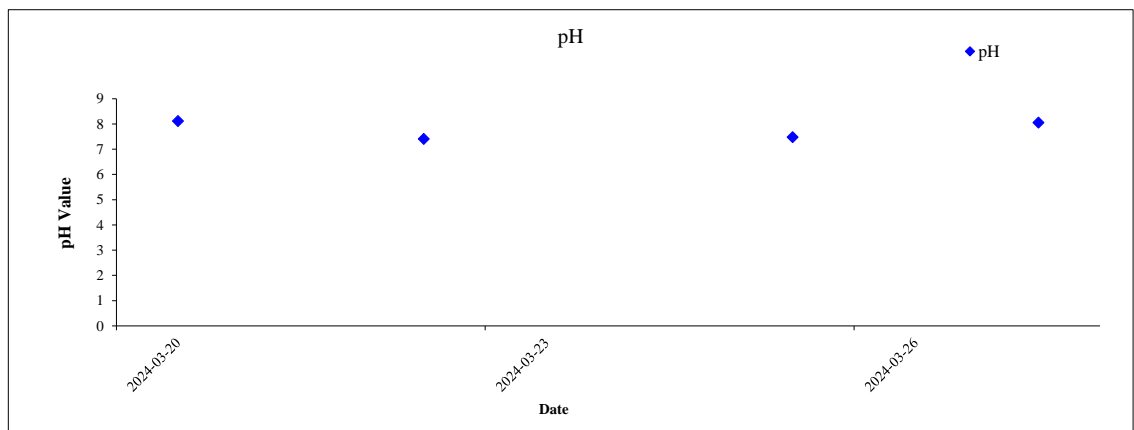

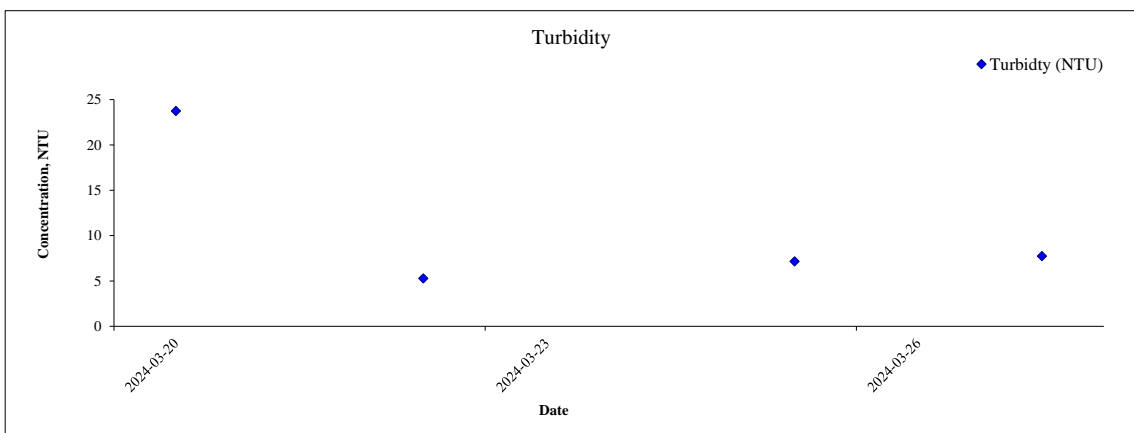
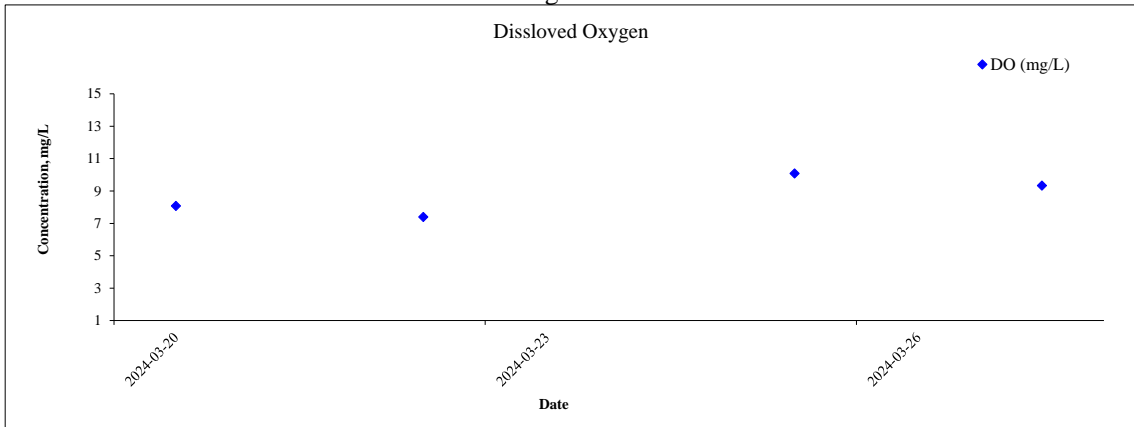
### Monitoring Location: C6



Monitoring Location: C5



### Monitoring Location: C4





Contract No. DC/2022/02  
 Drainage Improvement Works at Yuen Long -  
 Sung Shan New Village, Tai Wo, Lin Fa Tei and Ha Che  
 Water Quality Monitoring Result



Water Quality Monitoring Location: C4

Location	Date	Weather	Time	DO (mg/L)	Do Saturation (%)	pH	Sal (ppt)	Temp (°C)	Turbidity (NTU)	SS (mg/L)	Remark
C4	20240320	Sunny	13:36	8.07	90.0	8.12	0.08	20.70	23.96	30	/
C4	20240320	Sunny	13:37	8.07	90.0	8.12	0.08	20.70	23.53	28	/
C4	20240322	Sunny	10:33	7.48	85.5	7.48	0.06	22.00	5.24	2	/
C4	20240322	Sunny	10:33	7.31	83.4	7.34	0.07	21.90	5.32	4	/
C4	20240325	Sunny	15:22	10.09	124.2	7.48	0.09	25.90	7.21	3	/
C4	20240325	Sunny	15:22	10.06	123.8	7.49	0.09	25.90	7.13	1	/
C4	20240327	Sunny	16:11	9.33	110.1	8.06	0.09	23.60	7.71	8	/
C4	20240327	Sunny	16:11	9.33	110.2	8.06	0.09	23.60	7.76	10	/

Contract No. DC/2022/02  
 Drainage Improvement Works at Yuen Long -  
 Sung Shan New Village, Tai Wo, Lin Fa Tei and Ha Che  
 Water Quality Monitoring Result



Water Quality Monitoring Location: C5

Location	Date	Weather	Time	DO (mg/L)	Do Saturation (%)	pH	Sal (ppt)	Temp (°C)	Turbidity (NTU)	SS (mg/L)	Remark
C5	20240320	Sunny	13:51	7.96	87.3	7.81	0.08	20.50	12.56	31	/
C5	20240320	Sunny	13:51	7.97	87.4	7.80	0.08	20.50	11.89	30	/
C5	20240322	Sunny	10:41	8.48	97.5	7.26	0.08	22.30	6.22	8	/
C5	20240322	Sunny	10:43	8.65	98.5	7.28	0.08	21.70	6.09	14	/
C5	20240325	Sunny	15:36	10.52	129.2	7.44	0.09	25.80	6.52	4	/
C5	20240325	Sunny	15:36	10.47	128.6	7.44	0.09	25.80	6.97	2	/
C5	20240327	Sunny	16:26	9.39	110.8	8.03	0.09	23.60	6.76	9	/
C5	20240327	Sunny	16:26	9.40	110.9	8.03	0.09	23.60	6.69	9	/

Contract No. DC/2022/02  
 Drainage Improvement Works at Yuen Long -  
 Sung Shan New Village, Tai Wo, Lin Fa Tei and Ha Che  
 Water Quality Monitoring Result



Water Quality Monitoring Location: C6

Location	Date	Weather	Time	DO (mg/L)	Do Saturation (%)	pH	Sal (ppt)	Temp (°C)	Turbidity (NTU)	SS (mg/L)	Remark
C6	20240320	Sunny	12:36	5.63	64.7	8.63	0.11	22.00	15.36	5	/
C6	20240320	Sunny	12:37	5.41	63.2	8.61	0.11	22.00	15.43	5	/
C6	20240322	Sunny	9:16	3.81	43.0	8.25	1.34	20.90	23.78	19	/
C6	20240322	Sunny	9:16	3.42	38.6	8.24	1.34	20.90	23.66	17	/
C6	20240325	Sunny	14:16	8.68	110.4	7.84	0.16	27.70	4.90	10	/
C6	20240325	Sunny	14:16	8.68	110.3	7.83	0.16	27.70	4.87	8	/
C6	20240327	Sunny	14:51	5.38	64.1	8.58	0.72	23.90	19.98	11	/
C6	20240327	Sunny	14:51	5.50	65.4	8.59	0.72	23.90	20.37	14	/

Contract No. DC/2022/02  
 Drainage Improvement Works at Yuen Long -  
 Sung Shan New Village, Tai Wo, Lin Fa Tei and Ha Che  
 Water Quality Monitoring Result



Water Quality Monitoring Location: C7A

Location	Date	Weather	Time	DO (mg/L)	Do Saturation (%)	pH	Sal (ppt)	Temp (°C)	Turbidity (NTU)	SS (mg/L)	Remark
C7A	20240320	Sunny	12:50	6.33	73.3	8.06	0.14	22.60	7.36	17	/
C7A	20240320	Sunny	12:51	6.17	71.4	8.02	0.14	22.60	6.99	20	/
C7A	20240322	Sunny	9:37	5.09	58.2	7.28	0.15	22.00	9.13	3	/
C7A	20240322	Sunny	9:38	5.09	58.3	7.27	0.15	22.00	9.45	6	/
C7A	20240325	Sunny	14:37	6.29	79.0	7.39	0.14	27.00	10.46	8	/
C7A	20240325	Sunny	14:37	6.10	76.7	7.39	0.14	27.00	10.47	8	/
C7A	20240327	Sunny	15:15	5.67	67.7	7.95	0.14	24.20	3.97	9	/
C7A	20240327	Sunny	15:15	5.73	68.5	7.98	0.14	24.20	3.71	7	/

Contract No. DC/2022/02  
 Drainage Improvement Works at Yuen Long -  
 Sung Shan New Village, Tai Wo, Lin Fa Tei and Ha Che  
 Water Quality Monitoring Result



Water Quality Monitoring Location: C8

Location	Date	Weather	Time	DO (mg/L)	Do Saturation (%)	pH	Sal (ppt)	Temp (°C)	Turbidity (NTU)	SS (mg/L)	Remark
C8	20240320	Sunny	13:05	4.32	50.0	7.80	0.18	22.50	9.85	8	/
C8	20240320	Sunny	13:05	4.35	52.3	7.82	0.18	22.50	10.01	10	/
C8	20240322	Sunny	10:16	6.06	69.1	7.25	0.19	21.80	11.55	13	/
C8	20240322	Sunny	10:16	5.94	67.7	7.26	0.19	21.80	11.38	8	/
C8	20240325	Sunny	14:53	6.15	75.8	7.20	0.14	26.00	9.71	3	/
C8	20240325	Sunny	14:53	6.12	75.4	7.19	0.14	26.00	8.78	5	/
C8	20240327	Sunny	15:32	6.23	72.8	7.84	0.16	23.10	6.12	11	/
C8	20240327	Sunny	15:32	6.59	77.0	7.84	0.16	23.10	5.66	12	/

Contract No. DC/2022/02  
 Drainage Improvement Works at Yuen Long -  
 Sung Shan New Village, Tai Wo, Lin Fa Tei and Ha Che  
 Water Quality Monitoring Result



Water Quality Monitoring Location: C9

Location	Date	Weather	Time	DO (mg/L)	Do Saturation (%)	pH	Sal (ppt)	Temp (°C)	Turbidity (NTU)	SS (mg/L)	Remark
C9	20240301	Sunny	8:27	8.49	86.8	7.59	0.05	16.40	7.24	9	/
C9	20240301	Sunny	8:28	8.48	86.7	7.61	0.05	16.40	7.29	12	/
C9	20240304	Cloudy	15:38	6.73	71.8	6.76	0.05	18.50	3.70	5	/
C9	20240304	Cloudy	15:39	6.74	71.9	6.68	0.06	18.40	3.58	6	/
C9	20240306	Cloudy	15:13	6.68	74.5	7.72	0.06	20.70	7.26	7	/
C9	20240306	Cloudy	15:14	6.56	73.1	7.67	0.06	20.70	7.35	7	/
C9	20240308	Sunny	15:29	7.94	83.8	8.05	0.00	17.90	7.96	20	/
C9	20240308	Sunny	15:30	7.77	82.0	8.05	0.00	18.00	8.02	29	/
C9	20240311	Cloudy	11:12	8.99	93.5	8.39	0.00	17.20	8.44	7	/
C9	20240311	Cloudy	11:13	9.03	93.9	8.39	0.00	17.20	8.94	7	/
C9	20240313	Sunny	10:41	7.97	83.0	8.51	0.10	17.30	6.50	18	/
C9	20240313	Sunny	10:42	7.95	82.8	8.48	0.10	17.30	5.96	19	/
C9	20240315	Cloudy	11:01	7.97	86.8	7.97	0.14	19.00	3.69	15	/
C9	20240315	Cloudy	11:02	7.93	86.5	7.17	0.08	19.60	3.57	20	/
C9	20240318	Cloudy	15:13	7.89	89.0	8.38	0.08	21.30	7.82	17	/
C9	20240318	Cloudy	15:13	7.90	89.1	8.39	0.08	21.30	7.95	15	/
C9	20240320	Sunny	11:28	8.26	89.2	8.48	0.08	19.10	12.80	21	/
C9	20240320	Sunny	11:28	8.25	89.1	8.47	0.08	19.10	12.58	16	/
C9	20240322	Sunny	8:31	7.77	85.1	7.90	0.00	19.80	8.52	3	/
C9	20240322	Sunny	8:31	7.75	85.0	7.89	0.00	19.90	8.57	3	/
C9	20240325	Sunny	13:36	8.14	96.1	7.30	0.08	23.60	6.74	21	/
C9	20240325	Sunny	13:36	8.14	96.0	7.30	0.08	23.60	6.82	27	/
C9	20240327	Sunny	14:00	7.59	87.0	8.35	0.08	22.10	4.28	9	/
C9	20240327	Sunny	14:01	7.57	86.8	8.36	0.08	22.10	4.22	8	/

Contract No. DC/2022/02  
 Drainage Improvement Works at Yuen Long -  
 Sung Shan New Village, Tai Wo, Lin Fa Tei and Ha Che  
 Water Quality Monitoring Result



Water Quality Monitoring Location: C10

Location	Date	Weather	Time	DO (mg/L)	Do Saturation (%)	pH	Sal (ppt)	Temp (°C)	Turbidity (NTU)	SS (mg/L)	Remark
C10	20240301	Sunny	8:39	2.99	31.1	7.08	0.12	17.30	6.96	9	/
C10	20240301	Sunny	8:40	2.96	30.8	7.09	0.12	17.30	7.05	7	/
C10	20240304	Cloudy	15:56	2.70	30.6	7.09	0.14	21.50	6.58	5	/
C10	20240304	Cloudy	15:57	2.53	28.7	7.09	0.14	21.50	6.52	6	/
C10	20240306	Cloudy	15:37	3.13	36.0	7.23	0.14	22.20	10.77	8	/
C10	20240306	Cloudy	15:38	3.22	37.0	7.24	0.14	22.20	10.49	8	/
C10	20240308	Sunny	15:49	2.71	30.0	7.80	0.13	20.40	6.05	5	/
C10	20240308	Sunny	15:50	2.83	31.4	7.82	0.13	20.40	6.01	6	/
C10	20240311	Cloudy	11:29	6.35	66.5	7.97	0.00	17.60	7.64	8	/
C10	20240311	Cloudy	11:30	6.18	64.7	7.98	0.00	17.60	7.19	8	/
C10	20240313	Sunny	10:56	3.76	40.6	7.93	0.14	19.00	5.22	5	/
C10	20240313	Sunny	10:56	3.70	39.9	7.92	0.14	19.00	5.28	9	/
C10	20240315	Cloudy	11:15	2.68	30.0	7.86	0.15	20.70	7.15	10	/
C10	20240315	Cloudy	11:15	2.61	29.2	7.85	0.15	20.70	7.17	10	/
C10	20240318	Cloudy	15:37	3.09	35.6	7.85	0.14	22.40	6.92	3	/
C10	20240318	Cloudy	15:38	3.23	37.3	7.87	0.14	22.40	7.16	4	/
C10	20240320	Sunny	11:41	3.11	35.1	7.59	0.14	21.30	7.71	5	/
C10	20240320	Sunny	11:42	3.49	39.5	7.78	0.14	21.40	8.10	5	/
C10	20240322	Sunny	8:46	2.97	33.2	7.24	0.12	20.80	9.55	10	/
C10	20240322	Sunny	8:48	2.89	32.3	7.24	0.15	20.80	9.49	12	/
C10	20240325	Sunny	13:47	3.15	39.1	7.12	0.14	26.40	9.99	7	/
C10	20240325	Sunny	13:47	2.96	36.8	7.11	0.14	26.40	9.89	5	/
C10	20240327	Sunny	14:16	4.55	53.6	7.81	0.12	23.40	18.26	9	/
C10	20240327	Sunny	14:16	4.62	54.5	7.82	0.12	23.40	17.99	9	/