Drainage Improvement Works Near Four Villages in Yuen Long – Sung Shan New Village, Tai Wo, Lin Fa Tei and Ha Che

Baseline Monitoring Report

Wing Tat Civil Engineering Co. Limited

Revision: 12

2024-07-04

aurecon

Bringing ideas to life

Document control record

Document prepared by:

Aurecon Hong Kong Limited

Unit 1608, 16/F, Tower B, Manulife Financial Centre,
223 – 231 Wai Yip Street, Kwun Tong, Kowloon
Hong Kong S. A. R.

T +852 3664 6888
F +852 3664 6999
E hongkong@aurecongroup.com
W aurecongroup.com

A person using Aurecon documents or data accepts the risk of:

a) Using the documents or data in electronic form without requesting and checking them for accuracy against the original hard copy version.

b) Using the documents or data for any purpose not agreed to in writing by Aurecon.

Document control						aurecon
Report title		Baseline Monitoring Report				
Document code		BMR-01	**Project number**		P525672	
File path						
Client		Wing Tat Civil Engineering Co. Limited				
Client contact			**Client reference**			
Rev	**Date**	**Revision details/status**	**Author**	**Reviewer**	**Verifier** (if required)	**Approver**
6	2024-03-04	Seventh Issue	Rex Chow	F. C. Tsang		Kevin Li
7	2024-03-06	Eighth Issue	Rex Chow	F. C. Tsang		Kevin Li
8	2024-03-20	Ninth Issue	Rex Chow	F. C. Tsang		Kevin Li
9	2024-03-25	Tenth Issue	Rex Chow	F. C. Tsang		Kevin Li
10	2024-05-13	Eleventh Issue	Rex Chow	F. C. Tsang		Kevin Li
11	2024-07-03	Twelfth Issue	Rex Chow	F. C. Tsang		Kevin Li
12	2024-07-04	Thirteenth Issue	Rex Chow	F. C. Tsang		Kevin Li
Current revision		**12**				

Approval			
Author signature		Certified by	
Name	Rex Chow	Name	F. C. Tsang
Title	Environmental Team Consultant	Title	Environmental Team Leader

MOTT MACDONALD

Drainage Services Department
Project Management Division
42/F Revenue Tower
5 Gloucester Road
Wanchai, Hong Kong

By E-mail

Attn: Mr. Ken Ho

Your Reference

Our Reference
TC/LL/hc/601100222/L036

3/F, Manulife Place,
348 Kwun Tong Road,
Kwun Tong,
Kowloon,
Hong Kong

T +852 2828 5757
F +852 2827 1823
mottmac.com

Contract No. PM 10/2022 -
Independent Environmental Checker for Drainage Improvement Works at Yuen Long – Stage 2

Verification of Baseline Monitoring Report

4 July 2024

Dear Sir,

We refer to the Baseline Monitoring Report under the captioned Project, which was certified on 4 July 2024 by the Environmental Team Leader appointed under Condition 2.1 of the Environmental Permit No. EP-596/2021 (hereinafter referred to as "EP").

We would like to inform you that we have no adverse comment on the captioned submission. Therefore, we hereby verify the abovementioned submission in accordance with EP Conditions 1.9 and 4.3.

Should you have any queries regarding the captioned, please contact our Hin Chan at 2828 5764 or the undersigned at 2828 5751.

Yours faithfully
for MOTT MACDONALD HONG KONG LIMITED



Liz LO
Independent Environmental Checker
T 2828 5751
Liz.lo@mottmac.com

Content

Executive Summary 1

1 Introduction 2

1.1 Background 2
1.2 Purpose of this Report 2
1.3 Structure of the Report 2

2 Noise Monitoring 3

2.1 Monitoring Requirement 3
2.2 Monitoring Locations, Parameters and Frequency 3
2.3 Monitoring Requirements and Equipment 4
2.4 Noise Monitoring Methodology 4
2.5 Baseline Monitoring Result 5
2.6 Action and Limit Level for Construction Noise 7
2.7 Event and Action Plan 7

3 Water Quality 9

3.1 Monitoring Requirement 9
3.2 Monitoring Locations, Parameters, Frequency and Duration 9
3.3 Monitoring Equipment 10
3.4 Monitoring Procedure 13
3.5 Laboratory Measurement / Analysis 13
3.6 Baseline Monitoring Result 13
3.7 Action and Limit Level for Water Quality Monitoring 14
3.8 Event and Action Plan 15

4 Conclusion 17

Appendix

Appendix 1 Monitoring Schedule
Appendix 2 Calibration Certificates
Appendix 3 Baseline Monitoring Data
Appendix 3-1 Baseline Noise Monitoring Data – 07:00 - 19:00 at HC_M3A
Appendix 3-2 Baseline Noise Monitoring Data – 19:00 - 23:00 at HC_M3A
Appendix 3-3 Baseline Noise Monitoring Data – 23:00 - 07:00 on the next day at HC_M3A
Appendix 3-4 Baseline Noise Monitoring Data – 07:00 - 19:00 at HC_M4
Appendix 3-5 Baseline Noise Monitoring Data – 19:00 - 23:00 at HC_M4
Appendix 3-6 Baseline Noise Monitoring Data – 23:00 - 07:00 on the next day at HC_M4
Appendix 3-7 Baseline Noise Monitoring Data – 07:00 - 19:00 at HC_M6
Appendix 3-8 Baseline Noise Monitoring Data – 19:00 - 23:00 at HC_M6
Appendix 3-9 Baseline Noise Monitoring Data – 23:00 - 07:00 on the next day at HC_M6
Appendix 3-10 Baseline Noise Monitoring Data – 07:00 - 19:00 at TW_M2
Appendix 3-11 Baseline Noise Monitoring Data – 19:00 - 23:00 at TW_M2
Appendix 3-12 Baseline Noise Monitoring Data – 23:00 - 07:00 on the next day at TW_M2
Appendix 3-13 Baseline Noise Monitoring Data – 07:00 - 19:00 at TW_M3
Appendix 3-14 Baseline Noise Monitoring Data – 19:00 - 23:00 at TW_M3
Appendix 3-15 Baseline Noise Monitoring Data – 23:00 - 07:00 on the next day at TW_M3
Appendix 3-16 Baseline Noise Monitoring Data – 07:00 - 19:00 at LFT_M1
Appendix 3-17 Baseline Noise Monitoring Data – 19:00 - 23:00 at LFT_M1
Appendix 3-18 Baseline Noise Monitoring Data – 23:00 - 07:00 on the next day at LFT_M1
Appendix 3-19 Baseline Noise Monitoring Data – 07:00 - 19:00 at LFT_M3A
Appendix 3-20 Baseline Noise Monitoring Data – 19:00 - 23:00 at LFT_M3A
Appendix 3-21 Baseline Noise Monitoring Data – 23:00 - 07:00 on the next day at LFT_M3A

Appendix 3-22	Baseline Noise Monitoring Data – 07:00 - 19:00 at LFT_M5
Appendix 3-23	Baseline Noise Monitoring Data – 19:00 - 23:00 at LFT_M5
Appendix 3-24	Baseline Noise Monitoring Data – 23:00 - 07:00 on the next day at LFT_M5
Appendix 3-25	Baseline Noise Monitoring Data – 07:00 - 19:00 at LFT_M7
Appendix 3-26	Baseline Noise Monitoring Data – 19:00 - 23:00 at LFT_M7
Appendix 3-27	Baseline Noise Monitoring Data – 23:00 - 07:00 on the next day at LFT_M7
Appendix 3-28	Baseline Noise Monitoring Data – 07:00 - 19:00 at LFT_M11
Appendix 3-29	Baseline Noise Monitoring Data – 19:00 - 23:00 at LFT_M11
Appendix 3-30	Baseline Noise Monitoring Data – 23:00 - 07:00 on the next day at LFT_M11
Appendix 3-31	Baseline Noise Monitoring Data – 07:00 - 19:00 at SSNV_M2
Appendix 3-32	Baseline Noise Monitoring Data – 19:00 - 23:00 at SSNV_M2
Appendix 3-33	Baseline Noise Monitoring Data – 23:00 - 07:00 on the next day at SSNV_M2
Appendix 3-34	Baseline Noise Monitoring Data – 07:00 - 19:00 at SSNV_M3
Appendix 3-35	Baseline Noise Monitoring Data – 19:00 - 23:00 at SSNV_M3
Appendix 3-36	Baseline Noise Monitoring Data – 23:00 - 07:00 on the next day at SSNV_M3
Appendix 3-37	Baseline Noise Monitoring Data – 07:00 - 19:00 at SSNV_M6
Appendix 3-38	Baseline Noise Monitoring Data – 19:00 - 23:00 at SSNV_M6
Appendix 3-39	Baseline Noise Monitoring Data – 23:00 - 07:00 on the next day at SSNV_M6
Appendix 3-40	Baseline Water Quality Monitoring Data at Sung Shan New Village, Tai Wo, Lin Fa Tei and Ha Che
Appendix 4	Graphical Presentation
Appendix 4-1	Baseline Noise Monitoring Results at HC_M3A
Appendix 4-2	Baseline Noise Monitoring Results at HC_M4
Appendix 4-3	Baseline Noise Monitoring Results at HC_M6
Appendix 4-4	Baseline Noise Monitoring Results at TW_M2
Appendix 4-5	Baseline Noise Monitoring Results at TW_M3
Appendix 4-6	Baseline Noise Monitoring Results at LFT_M1
Appendix 4-7	Baseline Noise Monitoring Results at LFT_M3A
Appendix 4-8	Baseline Noise Monitoring Results at LFT_M5
Appendix 4-9	Baseline Noise Monitoring Results at LFT_M7
Appendix 4-10	Baseline Noise Monitoring Results at LFT_M11
Appendix 4-11	Baseline Noise Monitoring Results at SSNV_M2
Appendix 4-12	Baseline Noise Monitoring Results at SSNV_M3
Appendix 4-13	Baseline Noise Monitoring Results at SSNV_M6
Appendix 4-14	Baseline Water Quality Monitoring Results at Sung Shan New Village, Tai Wo, Lin Fa Tei and Ha Che
Appendix 5	Extract of Wind Data from Shek Kong Automatic Weather Station
Appendix 6	Quality Control Summary Table
Appendix 7	Updated Construction Programme with Milestones of Environmental Protection/ Mitigation Activities

Executive Summary

Aurecon Hong Kong Limited (Aurecon) is commissioned by the Wing Tat Civil Engineering Co. Limited to undertake the Environmental Team (ET) services and carry out the Environmental Monitoring and Audit (EM&A) for Drainage Improvement Works Near Four Villages in Yuen Long - Sung Shan New Village, Tai Wo, Lin Fa Tei and Ha Che (Register No. EP-596/2021).

The EIA Report for Drainage Improvement Works Near Four Villages in Yuen Long – Sung Shan New Village, Tai Wo, Lin Fa Tei and Ha Che (referred to as “the Project”) (Register No. AEIAR-229/2021) was approved on 3 June 2021 and the Environmental Permit (EP) No. EP-596/2021, covering the Upgrading, Construction and Deepening of the Project was granted on 28 September 2021.

In accordance with the requirements specified in the EP, Baseline Monitoring Report should be certified by the ET leader, verified by the Independent Environmental Checker (IEC) and submitted to the Director of Environmental Protection (DEP) before commencement of construction.

The baseline monitoring covered noise and water quality. This Baseline Monitoring Report presents the baseline water quality monitoring between 6 December 2023 and 1 January 2024 and baseline noise monitoring for Ha Che, Tai Wo, Lin Fa Tei and Sung Shan New Village between 20 December 2023 and 9 February 2024. It aims to establish the baseline levels in accordance with the EM&A Manual.

Data collected from baseline noise and water quality monitoring were reviewed and analysed to determine the action and limit levels of noise and water quality impact monitoring during the construction stage of the project. Details of the methodology, locations and results are presented in the report.

1 Introduction

1.1 Background

1.1.1 The Drainage Master Plan Studies for the Yuen Long, Kam Tin, Ngau Tam Mei and Tin Shui Wai Drainage Basin (YLDMP) were completed in 1998. The majority of the improvement works in Yuen Long and Kam Tin recommended under the YLDMP Study have been completed. Since completion of the DMP Studies, there have been changes in developments within the areas and new development proposals and town planning studies were commissioned. In addition, some new flooding complaints were received at the upstream areas of the drainage basins, indicating that further improvement to the drainage systems was required.

1.1.2 The Drainage Services Department (DSD) commissioned the "Review of Drainage Master Plans in Yuen Long and North Districts – Feasibility Study" (the Review Study) in 2008 so that the new development scenarios could be incorporated, and the effectiveness of the previously recommended works could also be assessed. The Review Study completed in end of 2011 identified that some areas in Yuen Long District could not meet the required flood protection level according to the latest land use changes and future developments taking into account various factors, including sedimentation at the downstream main channels, mangrove growth at river estuaries, updated extreme sea level statistics at Tsim Bei Tsui and projected Climate Change impacts, in the hydraulic analysis. To account for the severity and extent of possible flooding and the works implementation time, the Review Study proposed drainage improvement works in Yuen Long District.

1.1.3 In accordance with the requirements specified in condition 4.3 of Environmental Permit No. EP-596/2021, Baseline Monitoring Report should be submitted to the DEP at least two weeks before the commencement of construction.

1.1.4 Aurecon Hong Kong Limited (Aurecon) was appointed to undertake the role of Environmental Team (ET) services including the baseline monitoring programme. The baseline monitoring covered noise and water quality.

1.2 Purpose of this Report

1.2.1 The purpose of this report is to set the baseline levels for noise and water quality. These baseline levels will be used as the basis for compliance check during the impact monitoring in construction stage of the Project.

1.2.2 This report presents the findings of the baseline monitoring for water quality conducted between 6 December 2023 and 1 January 2024, as well as the baseline noise monitoring in Ha Che and Tai Wo from 20 December 2023 to 3 January 2024, Lin Fa Tei from 11 to 25 January 2024, and Sung Shan New Village from 26 January 2024 to 9 February 2024. The report includes information on the monitoring locations, equipment used, monitoring period, methodology, results, and observations for both noise and water quality monitoring during the baseline monitoring period.

1.3 Structure of the Report

- Section 1 – Introduction
- Section 2 – Noise Monitoring
- Section 3 – Water Quality Monitoring
- Section 4 – Conclusion

2 Noise Monitoring

2.1 Monitoring Requirement

2.1.1 In accordance with the Updated EM&A Manual, baseline noise monitoring shall be carried out at 13 monitoring stations at Sung Shan New Village, Tai Wo, Lin Fa Tei and Ha Che daily for a period of at least 14 consecutive days. The minimum logging interval shall be 30 minutes with average of 6 consecutive A-weighted equivalent continuous sound pressure level over 5 minutes ($L_{eq(5mins)}$); L_{10} and L_{90} shall also be measured at 5-minute intervals. Additionally, for the restricted period, three consecutive $L_{eq\ (5mins)}$ readings are measured to provide $L_{eq\ (15mins)}$ as specified in Section 4.5.1 of the approved EM&A Manual.

2.2 Monitoring Locations, Parameters and Frequency

2.2.1 According to the approved EM&A Manual, there are 13 monitoring locations at Tai Wo, Ha Che, Lin Fa Tei, and Sung Shan New Village. To expedite the construction work, the baseline monitoring will be implemented stage by stage, in line with the construction programme. Based on the construction programme, Ha Che will be the priority work stage in early January 2024. Consequently, baseline noise monitoring at three monitoring locations at Ha Che and two locations at Tai Wo was carried out in the first stage, followed by monitoring at five monitoring locations at Lin Fa Tei and three locations at Sung Shan New Village.

2.2.2 The Proposal for Alternative Monitoring Locations (Noise) had been certified by the ET Leader and had no adverse comments from the IEC. Due to limited access to the original monitoring locations at LFT_M3, LFT_M13, and HC_M3, alternative stations at LFT_M3A, LFT_M11, and HC_M3A were proposed by the ET and agreed by the IEC and Engineer's Representative (ER) according to Section 4.4.2 of the approved EM&A Manual prior to the baseline monitoring. The noise monitoring locations are summarized in **Table 2-1** and depicted in **Figures 2.1** to **2.4**.

Table 2-1 Noise Monitoring Locations

ID No. (1)	Location	Nature of Uses	Type of Measurement
SSNV_M2	Village house next to a nullah in Tong Tai Po Tsuen (near DD118 1720 S.A)	Residential	Façade
SSNV_M3	Village house near a soybean sauce factory in Sung Shan New Village (near DD118 1712)	Residential	Façade
SSNV_M6	#43, Sung Shan New Village	Residential	Free-field(3)
TW_M2	#200, Cheung Po	Residential	Free-field(3)
TW_M3	Kai Yip Garden, #3H, Tai Wo	Residential	Free-field(3)
LFT_M1	#2G, Lin Fa Tei	Residential	Façade
LFT_M3A (2)	Near #125B, Lin Fa Tei	Residential	Free-field(3)
LFT_M5	#156B, Lin Fa Tei	Residential	Façade
LFT_M7	Village house near the nullah (DD112 699 S.E)	Residential	Façade
LFT_M11 (2)	#210, Ngau Keng Tsuen	Residential	Façade
HC_M3A (2)	Next to DD111 326 S.B RP near Fan Kam Road	-	Free-field(3)
HC_M4	#1C, Chuk Hang	Residential	Façade
HC_M6	The Arbutus House 12, #52, Shui Kan Shek	Residential	Façade

Notes:
(1) SSNV – Sung Shan New Village; TW – Tai Wo; LFT – Lin Fa Tei; HC – Ha Che.
(2) LFT_M3A, LFT_M11, and HC_M3A are alternative noise monitoring stations proposed to replace LFT_M3, LFT_M13 and HC_M3, respectively.
(3) For Free Field measurement, +3 dB(A) should be added to the measured results.

2.2.3 Baseline noise monitoring was conducted between 20 December 2023 and 3 January 2024 at the three monitoring locations at Ha Che and Tai Wo. Baseline noise monitoring was conducted at Lin Fa Tei between 11 January 2024 and 25 January 2024, and at Sung Shan New Village from 26 January 2024 to 9 February 2024. The detailed monitoring schedule is shown in **Appendix 1**. The frequency and duration are shown in **Table 2-2**.

Table 2-2 Noise Baseline Monitoring Parameters, Frequency and Duration

Monitoring Station	Parameter	Frequency and Duration
HC_M3A, HC_M4, HC_M6, TW_M2, TW_M3, LFT_M1, LFT_M3A, LFT_M5, LFT_M7, LFT_M11, SSNV_M2, SSNV_M3, and SSNV_M6	$L_{eq\ (30mins)}$ average of 6 consecutive $L_{eq\ (5mins)}$; $L_{10\ (5mins)}$ and $L_{90\ (5mins)}$	Daily for 14 consecutive days

2.3 Monitoring Requirements and Equipment

2.3.1 Sound level meters and calibrators shall comply with the International Electrotechnical Commission Publication 651:1979 (Type 1) and 804:1985 (Type 1) specification as referred to in the Technical Memorandum (TM) issued under the Noise Control Ordinance. The sound level meters shall be supplied and used with the manufacturer recommended weather shield as appropriate.

2.3.2 Sound level meters shall be calibrated using a portable calibrator prior to and following each noise measurement. The calibration levels shall be noted with the measurement results and where the difference between the calibration levels is greater than 1.0 dB(A), the measurement shall be repeated.

2.3.3 Noise measurements will not be made in the presence of fog, rain, wind with a steady speed exceeding 5 m/s or wind with gusts exceeding 10 m/s.

2.3.4 **Table 2-3** summarises the equipment that have been used in the baseline noise monitoring programme. The calibration certificates are shown in **Appendix 2**.

Table 2-3 Noise Monitoring Equipment

Equipment	Model	No. of Equipment	Serial No.
Sound Level Meter	Svantek SVAN 971	5	C119577
			C132261
			C132269
			96062
			103449
	Rion NL-52	2	01010876
			01010877
Acoustic Calibrator	Rion NC-75	2	34724244
			34724245

2.4 Noise Monitoring Methodology

2.4.1 The details of noise measurement procedures are described as follows:

- Free-field and façade measurements were made at the monitoring locations.
- For free field, the sound level meter was set at a height of 1.2 m above ground.
- For façade measurement, the microphone of the sound level meter was positioned 1 m away from the building external wall of sensitive receiver, and the sound level meter was set up at a height of 1.2 m above ground.
- Regular visits, for a period of at least once every three to four days, were conducted by the ET to ensure the continuous operation of the sound level meter during the baseline monitoring. The battery condition was checked to ensure proper functioning of the meter.

- Continuous baseline noise for the A-weighted levels L_{eq}, L_{10} and L_{90} were measured by weatherproof logging sound level meter over a two-week period, and a sampling period of 5 minutes was used throughout the baseline monitoring.
- Parameters such as frequency weighting, the time weighting and the measurement time were set as follows:
  - Frequency weighting: A
  - Time weighting: Fast
  - Measurement time:
    1. Six consecutive $L_{eq\ (5mins)}$ readings are measured to provide $L_{eq\ (30mins)}$ for the non-restricted period.
    2. Three consecutive $L_{eq\ (5mins)}$ readings are measured to provide $L_{eq\ (15mins)}$ for the restricted period.
- Prior to and after each noise measurement, the meter was calibrated using an acoustic calibrator for 94.0 dB at 1000 Hz. If the difference in the calibration level before and after measurement was more than 1.0 dB, the measurement would be considered invalid and repeat of noise measurement would be required after recalibration or repair of the equipment.
- No construction activities were observed near the monitoring stations during the baseline monitoring. Measurements were recorded to the nearest 0.1 dB.
- Noise measurement should be paused during periods of high intrusive noise if possible and observation shall be recorded when intrusive noise is not avoided.
- Noise monitoring should be conducted with the wind speed not exceeding 5 m/s and no gusts exceeding 10 m/s.
- Schedules on the baseline monitoring were submitted by the ET to the IEC for approval before the monitoring.

2.5 Baseline Monitoring Result

2.5.1 The baseline noise monitoring results are summarized in **Table 2-4**, **Table 2-5** and **Table 2-6**. The monitoring data together with graphical presentations are presented in **Appendices 3-1** to **3-39** and **Appendices 4-1** to **4-13**, respectively. Wind data during the period of baseline monitoring from the Hong Kong Observatory Shek Kong Weather Station, which is located about 2 km south-west of Ha Che and about 900 m north of Lin Fa Tei, are also presented in **Appendix 5**.

Table 2-4 Summary of Noise Monitoring Results during 07:00 - 19:00

Noise Monitoring Station	Average $L_{eq\ (30mins)}$, dB(A) (Range)
SSNV_M2	49.2 (43.7 – 55.9)
SSNV_M3	53.2 (42.9 – 60.9)
SSNV_M6‡	52.0 (46.3 – 57.2)
TW_M2‡	53.1 (44.5 – 57.9)
TW_M3‡	48.4 (42.2 – 52.3)
LFT_M1	39.6 (34.7 – 49.1)
LFT_M3A‡	51.8 (46.6 – 68.4)
LFT_M5	70.6 (51.2 – 88.0)
LFT_M7	52.9 (47.4 – 55.6)
LFT_M11	53.4 (46.2 – 56.5)
HC_M3A‡	70.9 (65.6 – 74.1)
HC_M4	63.8 (58.6 – 67.5)
HC_M6	62.6 (59.0 – 66.0)

Remark: ‡ For Free Field measurement, +3 dB(A) was added to the measured results.

Table 2-5 Summary of Noise Monitoring Results during 19:00 - 23:00

Noise Monitoring Station	Average $L_{eq\ (15mins)}$, dB(A) (Range)
SSNV_M2	41.9 (39.1 – 44.5)
SSNV_M3	46.9 (41.9 – 54.2)
SSNV_M6‡	44.6 (42.9 – 47.3)
TW_M2‡	47.7 (41.4 – 57.5)
TW_M3‡	47.0 (42.0 – 52.2)
LFT_M1	37.8 (33.3 – 44.3)
LFT_M3A‡	50.1 (45.0 – 58.6)
LFT_M5	61.2 (46.8 – 82.8)
LFT_M7	54.0 (51.8 – 56.2)
LFT_M11	55.0 (52.5 – 56.8)
HC_M3A‡	69.1 (65.7 – 74.6)
HC_M4	61.3 (55.9 – 66.6)
HC_M6	63.3 (60.0 – 66.5)

Remark: ‡ For Free Field measurement, +3 dB(A) was added to the measured results.

Table 2-6 Summary of Noise Monitoring Results during 23:00 - 07:00 on the next day

Noise Monitoring Station	Average $L_{eq\ (15mins)}$, dB(A) (Range)
SSNV_M2	40.9 (37.7 – 46.3)
SSNV_M3	42.2 (38.5 – 48.0)
SSNV_M6‡	45.4 (42.4 – 49.8)
TW_M2‡	43.2 (40.5 – 47.4)
TW_M3‡	42.7 (40.8 – 46.3)
LFT_M1	36.4 (32.6 – 45.8)
LFT_M3A‡	46.6 (44.3 – 59.9)
LFT_M5	52.4 (46.0 – 77.3)
LFT_M7	48.9 (45.4 – 53.0)
LFT_M11	48.4 (44.5 – 55.2)
HC_M3A‡	66.0 (64.2 – 68.9)
HC_M4	55.5 (53.2 – 59.9)
HC_M6	59.0 (55.8 – 62.1)

Remark: ‡ For Free Field measurement, +3 dB(A) was added to the measured results.

2.5.2 During the baseline monitoring period, weather conditions varied from sunny to cloudy. No particular observations were identified near the monitoring stations during the baseline monitoring period. The noise monitoring results will be used as a reference for future impact periods.

2.6 Action and Limit Level for Construction Noise

2.6.1 The criteria for action and limit levels for construction noise are defined in **Table 2-7**.

Table 2-7 Action and Limit Levels for Construction Noise

Time Period	Action	Limit
07:00 - 19:00 on normal weekdays	When one or more documented complaints are received	75 dB(A)*
07:00 - 23:00 on holidays; and 19:00 - 23:00 on all other days		45 dB(A)(1)
23:00 - 07:00 of the next day		30 dB(A)(1)

Note: * Between 07:00 and 19:00, construction noise limit for school during normal term time is 70 dB(A) and 65 dB(A) during examination period.

Area Sensitivity Rating = "A" which is a rural area that is not affected by the influencing factor.

(1) Stipulated in the Technical Memorandum on Noise from Construction Work in Designated Areas.

2.7 Event and Action Plan

2.7.1 The Action and Limit levels for construction noise are shown in **Table 2-7**. All NSRs identified in the project are classified with an Area Sensitivity Rating (ASR) "A" in accordance with the Technical Memorandum on Noise from Construction Work Other Than Percussive Piling. Should non-compliance of the noise criteria occurs, action in accordance with the Event/ Action Plans in **Table 2-8** shall be carried out.

Table 2-8 Event/ Action Plan for Construction Noise

Event	ET	IEC	ER	Contractor
Action Level	1. Notify ER, IEC and Contractor; 2. Carry out investigation; 3. Report the results of investigation to the IEC, ER and Contractor; 4. Discuss with the IEC and the Contractor and formulate remedial measures; and 5. Increase monitoring frequency to check the effectiveness of mitigation measures.	1. Review the investigation results submitted by the ET; 2. Review the proposed remedial measures by the Contractor and advise the ER accordingly; and 3. Advise the ER on the effectiveness of the proposed remedial measures.	1. Confirm receipt of notification of failure in writing; 2. Notify Contractor; 3. In consolidation with the IEC, agree with the Contractor on the remedial measures to be implemented; and 4. Supervise the implementation of remedial measures.	1. Submit noise mitigation proposals to IEC and ER; and 2. Implement noise mitigation proposals.
Limit Level	1. Notify IEC, ER, EPD, and Contractor; 2. Identify source and investigate the cause of exceedance; 3. Repeat measurement to confirm findings; 4. Increase monitoring frequency; 5. Carry out analysis of Contractor's working procedures to determine possible mitigation to be implemented; 6. Discuss with the IEC, Contractor and ER on remedial measures required; 7. Assess the effectiveness of Contractor's remedial actions and keep IEC, EPD and ER informed of the results; and 8. If exceedance stops, cease additional monitoring.	1. Discuss amongst ER, and Contractor on the potential remedial actions; and 2. Review Contractor's remedial actions whenever necessary to assure their effectiveness and advise the ER accordingly.	1. Confirm receipt of notification of failure in writing; 2. Notify Contractor; 3. In consolidation with the IEC, agree with the Contractor on the remedial measures to be implemented; 4. Supervise the implementation of remedial measures; and 5. If exceedance continues, consider stopping the Contractor to continue working on that portion of work which causes the exceedance until the exceedance is abated.	1. Take immediate action to avoid further exceedance; 2. Submit proposals for remedial actions to IEC and ER within 3 working days of notification; 3. Implement the agreed proposals; 4. Submit further proposal if problem still not under control; and 5. Stop the relevant portion of works as determined by ER, until the exceedance is abated.

3 Water Quality

3.1 Monitoring Requirement

3.1.1 In accordance with the approved EM&A Manual, baseline monitoring was carried out at 10 designated locations for Sung Shan New Village (SSNV), Tai Wo (TW), Lin Fa Tei (LFT), and Ha Che (HC). This monitoring was conducted three days per week for four consecutive weeks prior to the commencement of the Project's construction works.

3.2 Monitoring Locations, Parameters, Frequency and Duration

3.2.1 Baseline water quality monitoring was carried out between 6 December 2023 and 1 January 2024. The monitoring locations are indicated in **Table 3-1** and **Figures 3.1** to **3.4**.

Table 3-1 Water Quality Monitoring Location

Stream	Monitoring ID	Coordinates (HK Grid)		Remarks
		Easting	Northing	
SSNV	C1A (1)	821702	831945	Alternative Impact Monitoring Point
	C2	822459	831470	Control Monitoring Point
	C3A (2)	822413	831284	Alternative Control Monitoring Point
TW	C4	825497	830664	Control Monitoring Point
	C5	825486	830716	Impact Monitoring Point
LFT	C6	827232	831713	Control Monitoring Point
	C7A (3)	826865	832115	Alternative Control Monitoring Point
	C8	826513	832075	Impact Monitoring Point
HC	C9	828304	835029	Control Monitoring Point
	C10	827919	834271	Impact Monitoring Point

Remarks:

(1) At Station C1, access to safe sampling of water is not feasible due to steep banks on both sides of the stream channel. An alternative monitoring location is proposed at Station C1A, which is about 250 m along the same stream channel downstream of Station C1 and is accessible for safe water sampling.

(2) During the first day of baseline monitoring at Station C3, shallow water was observed, and the ET could not sample enough water for monitoring. As agreed by the ER, the Contractor, and the IEC, a new sampling location, Station C3A, was identified at about 130 m upstream and was accessible for water sampling.

(3) For Station C7, the location is not close to the nearest, revised works boundary (about 200 m away). An alternative monitoring location is proposed at Station C7A, which is about 23 m upstream of the nearest, revised works boundary.

3.2.2 The monitoring parameters, frequency and duration of baseline water quality monitoring are summarized in **Table 3-2**.

Table 3-2 Water Quality Monitoring Parameters, Frequency and Duration

Parameter	Frequency	Duration
Dissolved oxygen (DO), temperature, turbidity, salinity, pH, stream water depth and suspended solids (SS)	3 days in a week	At least 4 weeks prior to the commencement of construction

3.2.3 Due to a shallow water depth with low flow rates in rivers, all the monitoring would be located at mid-depth level.

3.2.4 Duplicate water samples were collected at each sampling depth for laboratory measurement of SS. Samples were stored in high density polythene bottles, packed in ice (cooled to 4 °C without being frozen), and delivered to the laboratory on the same day of collection for analysis.

3.3 Monitoring Equipment

3.3.1 The measurement of DO, temperature, turbidity, salinity, pH and stream water depth were undertaken in-situ. In-situ monitoring instruments in compliance with the specifications listed under Section 6.3 of the approved EM&A Manual were adopted to undertake the water quality monitoring for the Project. Water quality monitoring equipment with the following specifications shall be supplied and maintained by the ET.

Dissolved Oxygen and Temperature Measuring Equipment

3.3.2 The instrument should be portable, weatherproof dissolved oxygen measuring instrument with cable, sensor, comprehensive operation manuals, and applicable to use a DC power source. It should be capable of measuring:

- DO level in the range of 0 – 20 mg/L and 0 – 200% saturation; and
- Temperature of 0 – 45 °C.

3.3.3 It should have a membrane electrode with automatic temperature compensation connected with a cable. Sufficient stocks of spare electrodes and cables should be available for replacement where necessary (e.g. YSI model 59 meter, YSI 5739 probe, YSI 5795A submersible stirrer with reel and cable or an approved similar instrument).

pH

3.3.4 pH meter (e.g. Hanna - HI 9024 or equivalent) should be used to measure pH value of water samples in-situ. It should be readable to 0.1 pH in a range of 0 to 14. Standard buffer solutions of at least pH 7 to pH 10 shall be used for calibration of the instrument before and after use.

Turbidity Measurement Instrument

3.3.5 The instrument should be a portable, weatherproof turbidity-measuring instrument with a comprehensive operation manual. The equipment should use a DC power source. It should have a photoelectric sensor capable of measuring turbidity between 0 - 1000 NTU and be equipped with a cable (e.g. Hach model 2100P or an approved similar instrument).

Suspended Solids

3.3.6 A water sampler should comprise a transparent PVC cylinder, with a capacity of not less than 2 litres, and should be effectively sealed with latex cups at both ends. The sampler should have a positive latching system to keep it open and prevent premature closure until released by a messenger when the sampler is at the selected water depth (e.g. Kahlsico Water Sampler or an approved similar instrument).

3.3.7 Water samples for suspended solids measurement shall be collected in high density polythene bottles, packed in ice (chilled to 4 °C without being frozen), and delivered to the laboratory as soon as possible after collection.

Water Depth Detector

3.3.8 A portable, battery-operated echo sounder should be used for determining water depth at each designated monitoring station. This unit can either be hand-held or affixed to the bottom of the work boat, if the same vessel is to be used throughout the monitoring programme.

3.3.9 For shallow water (less than 1 m deep), a portable water depth ruler will be used to measure water depth.

Monitoring Position Equipment

3.3.10 A hand-held or boat-fixed digital Global Positioning System (GPS) or other equivalent instrument of similar accuracy shall be provided and used during water quality monitoring to ensure the water sampling locations are correct during water quality monitoring work.

Water Sampling Equipment

3.3.11 A transparent PVC or glass cylinder, which has a volume of not less than 2 litres and can be sealed at both ends with cups, should be equipped with a positive latching system. During the water sampling, a messenger is released to trigger the closure of the water sampler at suitable water depth.

3.3.12 For sampling location with shallow water depth, plastic bucket would be used instead.

Calibration of In-situ Instruments

3.3.13 All in-situ monitoring instruments should be checked, calibrated and certified by a laboratory accredited under HOKLAS or another international accreditation scheme before use, and subsequently re-calibrated at 3-monthly intervals throughout all stages of the water quality monitoring. Responses of sensors and electrodes should be checked with certified standard solutions before each use. Wet bulb calibration for a DO meter should be carried out before measurement at each monitoring location.

3.3.14 For the on-site calibration of field equipment, the BS 127:1993, Guide to Field and On-Site Test Methods for the Analysis of Water should be observed.

Back-up Equipment

3.3.15 Sufficient stocks of spare parts should be maintained for replacements when necessary. Backup monitoring equipment shall also be made available so that monitoring can proceed uninterruptedly even when some equipment is under maintenance, calibration, etc.

3.3.16 **Table 3-3** summarises the equipment used in the baseline water quality monitoring. The calibration certificates are attached in **Appendix 2**.

Table 3-3 In-situ Water Quality Monitoring Equipment deployed for Baseline Water Quality Monitoring

Equipment	Model	Quantity	Serial No.	Parameter	Range	Accuracy
Water Sampler	Wildco 2L Water Sampler with messenger or plastic bucket (used in shallow water depth)	1	N/A	N/A	N/A	N/A
Multi-functional Water Quality Meter	YSI ProDSS (multi-parameters)	2	22D100436 and 22C106561	Dissolved Oxygen (DO)	0 to 500%	• 0 to 200%: ±1% of reading • 200 to 500%: ±8% of reading
					0 to 50 mg/L	• 0 to 20 mg/L: ±0.1 mg/L or 1% of reading, whichever is greater • 20 to 50 mg/L: ±8% of reading
				Temperature	-5 to 50 °C	±0.2 °C
				pH	0 to 14 pH units	±0.2 pH units
				Turbidity	0 to 4000 NTU	• 0 to 999 NTU: 0.3 NTU or ±2% of reading, whichever is greater • 1000 to 4000 NTU: ±5% of reading
				Salinity	0 to 70 ppt	• ±1.0% of reading or ±0.1 ppt, whichever is greater
Water Depth Ruler	鼎峯 0708	1	NA*	Water depth	0 – 7 m (Used for water depth less than 1 m)	±0.01 m
Positioning Equipment	Garmin (GPSmap 78s)	1	1WL223754	Positioning	N/A	GPS: ±1m

3.4 Monitoring Procedure

i. Water samples were collected at an appropriate water depth using a sealable transparent PVC or glass cylinder. For locations with shallow water depth, a plastic bucket was used as an alternative. Usually, water was then transferred to the sample bottles until they were filled to the top with no remaining air space before the lid was securely screwed on. For samples that were preserved with acid or alkalis prior to transport to the laboratory, the samples bottles were filled to the level specified by the analytical laboratory.

ii. Multi-functional water quality meters were checked, calibrated and certified by Quality Pro Test-Consult Limited (HOKLAS reg no. 259) before use, and would be subsequently re-calibrated at 3-monthly intervals throughout all stages of the water quality monitoring. Responses of sensors and electrodes should be checked with certified standard solutions before each use. Wet bulb calibration for a DO meter should be carried out before measurement at each monitoring location. For the on-site calibration of field equipment, the BS 127:1993, Guide to Field and On-Site Test Methods for the Analysis of Water should be observed.

iii. Water samples for suspended solids measurement were collected in high density polythene bottles, packed in ice (chilled to 4 °C being frozen), and delivered to the laboratory as soon as possible after collection.

iv. Water sampling equipment deployed during the monitoring programme was decontaminated by manual washing and rinsed with clean distilled water after each sampling location.

v. All sampling bottles were labelled with the sample ID (including the indication of sampling station), laboratory number and sampling date. Water samples were dispatched to the testing laboratory for analysis as soon as possible after the sampling. All samples were stored in a cool box and kept at less than 4 °C but without frozen. All water samples were handled under chain of custody protocols and relinquished to the laboratory representatives at locations specified by the laboratory. The laboratory determination works started within 24 hours after collection of water samples.

3.5 Laboratory Measurement / Analysis

i. Analysis of SS was carried out by a HOKLAS accredited laboratory (Acumen Laboratory and Testing Limited). At least two replicate samples from each independent sampling event were collected for the SS measurement. Sufficient water samples (about 1,000 mL) were collected at the monitoring stations for carrying out the laboratory SS determination. The analytical method for suspended solids is presented in **Table 3-4**.

Table 3-4 Laboratory analysis

Parameters	Analytical Method	Detection Limit
Suspended Solid (SS)	APHA 17ed 2540-D (1)	1 mg/L or better

Note: (1) APHA American Public Health Association Standard Methods for the Examination of Water and Wastewater.

3.6 Baseline Monitoring Result

i. Baseline water quality monitoring was conducted between 6 December 2023 and 1 January 2024. The detailed monitoring schedule is shown in **Appendix 1**. The monitoring results at each monitoring station and data presentations of the water quality at the monitoring stations are shown in **Appendix 3-40** and **Appendix 4-14**. The quality control summary table is presented in **Appendix 6**.

3.7 Action and Limit Level for Water Quality Monitoring

i. The criteria of action and limit levels for water quality monitoring are defined in **Table 3-5**.

Table 3-5 Action and Limit Levels for Water Quality

Parameters	Action Level	Limit Level
DO in mg/L	< 5%-ile of baseline data	< 4 mg/L or < 1%-ile of baseline data
SS in mg/L	> 95%-ile of baseline data or >120% of upstream control station of the same day	> 99%-ile of baseline data or 130% of upstream control station of the same day
Turbidity in NTU	> 95%-ile of baseline data or >120% of upstream control station of the same day	> 99%-ile of baseline data or > 130% of upstream control station of the same day

Notes:
1. For DO, non-compliance of the water quality limit occurs when monitoring result is lower than the limit.
2. For SS and turbidity, non-compliance of the water quality limit occurs when monitoring result is higher than the limit.
3. All the figures given in the table are used for reference only and the EPD may amend the figures whenever it is considered necessary.

ii. Based on the criteria listed in **Table 3-5**, the action and limit levels for water quality are determined in **Table 3-6**.

Table 3-6 Action and Limit Levels of Water Quality

Stream	Monitoring ID	Parameters	Action	Limit
SSNV	C1A	DO in mg/L	6.72	4 (1)
		SS in mg/L	7.3 or >120% of upstream control station of the same day	8.5 or > 130% of upstream control station of the same day
		Turbidity in NTU	10.37 or >120% of upstream control station of the same day	10.81 or > 130% of upstream control station of the same day
TW	C5	DO in mg/L	8.36	4 (2)
		SS in mg/L	9.9 or > 120% of upstream control station of the same day	10.0 or > 130% of upstream control station of the same day
		Turbidity in NTU	13.64 or > 120% of upstream control station of the same day	13.87 or > 130% of upstream control station of the same day
LFT	C8	DO in mg/L	5.38	4 (3)
		SS in mg/L	6.3 or > 120% of upstream control station of the same day	7.0 or > 130% of upstream control station of the same day
		Turbidity in NTU	12.46 or > 120% of upstream control station of the same day	12.94 or > 130% of upstream control station of the same day
HC	C10	DO in mg/L	2.55	2.43 (4)
		SS in mg/L	8.7 or > 120% of upstream control station of the same day	8.8 or > 130% of upstream control station of the same day
		Turbidity in NTU	20.06 or > 120% of upstream control station of the same day	21.07 or > 130% of upstream control station of the same day

Note:
1. The 1%-ile of baseline DO data at C1A is 6.61 mg/L, which is higher than 4 mg/L. Thus, DO concentration of 4 mg/L, which is in line with the Water Quality Objectives, is adopted as the limit level.
2. The 1%-ile of baseline DO data at C5 is 8.09 mg/L, which is higher than 4 mg/L. Thus, DO concentration of 4 mg/L, which is in line with the Water Quality Objectives, is adopted as the limit level.
3. The 1%-ile of baseline DO data at C8 is 5.36 mg/L, which is higher than 4 mg/L. Thus, DO concentration of 4 mg/L, which is in line with the Water Quality Objectives, is adopted as the limit level.
4. The 1%-ile of baseline DO data at C10 is 2.43 mg/L, which is lower than 4 mg/L. Taking account of the baseline water quality condition and to minimise any false alarm of water quality deterioration during construction phase, DO concentration of 2.43 mg/L is adopted as the limit level.

3.8 Event and Action Plan

i. The action and limit levels for water monitoring were defined in **Table 3-6**. Should non-compliance of the criterion occurs, action in accordance with the action plan in **Table 3-7** shall be carried out.

Table 3-7 Event and Action Plan for Water Quality

Event	Action			
	ET (1)	IEC (1)	ER (1)	Contractor
Action Level being exceeded by one sampling day	1. Repeat in-situ measurement to confirm findings; 2. Identify source(s) of impact; 3. Inform the IEC and the Contractor; 4. Check monitoring data, all plant, equipment and the Contractor's working methods; 5. Discuss mitigation measures with the IEC and the Contractor; 6. Repeat measurement on next day of exceedance.	1. Discuss with the ET and the Contractor on the mitigation measures; 2. Review proposals on mitigation measures submitted by the Contractor and advise the ER accordingly; 3. Assess the effectiveness of the implemented mitigation measures.	1. Discuss with the IEC on the proposed mitigation measures; 2. Make agreement on the mitigation measures to be implemented.	1. Inform the ER and confirm notification of the non-compliance in writing; 2. Rectify unacceptable practice; 3. Check all plant and equipment; 4. Consider changes of working methods; 5. Discuss with the ET and the IEC and propose mitigation measures to the IEC and the ER; 6. Implement the agreed mitigation measures.
Action Level being exceeded by more than one consecutive sampling days	1. Repeat in-situ measurement to confirm findings; 2. Identify source(s) of impact; 3. Inform the IEC and the Contractor; 4. Check monitoring data, all plant, equipment and Contractor's working methods; 5. Discuss mitigation measures with the IEC and the Contractor; 6. Ensure mitigation measures are implemented; 7. Prepare to increase the monitoring frequency to daily; 8. Repeat measurement on next day of exceedance.	1. Discuss with the ET and the Contractor on the mitigation measures; 2. Review proposals on mitigation measures submitted by the Contractor and advise the ER accordingly; 3. Assess the effectiveness of the implemented mitigation measures.	1. Discuss with the IEC on the proposed mitigation measures; 2. Make agreement on the mitigation measures to be implemented; 3. Assess the effectiveness of the implemented mitigation measures.	1. Inform the ER and confirm notification of the non-compliance in writing; 2. Rectify unacceptable practice; 3. Check all plant and equipment; 4. Consider changes of working methods; 5. Discuss with the ET and the IEC and propose mitigation measures to the IEC and the ER within 3 working days; 6. Implement the agreed mitigation measures.

Event	Action			
	ET (1)	IEC (1)	ER (1)	Contractor
Limit Level being exceeded by one sampling days	1. Repeat in-situ measurement to confirm findings; 2. Identify source(s) of impact; 3. Inform the IEC, the Contractor and the DEP; 4. Check monitoring data, all plant, equipment and the Contractor's working methods; 5. Discuss mitigation measures with the IEC, the ER and the Contractor; 6. Ensure mitigation measures are implemented; 7. Increase the monitoring frequency to daily until no exceedance of Limit Level.	1. Discuss with the ET and the Contractor on the mitigation measures; 2. Review proposals on mitigation measures submitted by the Contractor and advise the ER accordingly; 3. Access the effectiveness of the implemented mitigation measures.	1. Discuss with the IEC, the ET and the Contractor on the proposed mitigation measures; 2. Request the Contractor to critically review the working methods; 3. Make agreement on the mitigation measures to be implemented; 4. Assess the effectiveness of the implemented mitigation measures.	1. Inform the Engineer and confirm notification of the non-compliance in writing; 2. Rectify unacceptable practice; 3. Check all plant and equipment; 4. Consider changes of working methods; 5. Discuss with the ET, the IEC and the ER and propose mitigation measures to the IEC and the ER within 3 working days; 6. Implement the agreed mitigation measures.
Limit Level being exceeded by more than one consecutive sampling days	1. Repeat in-situ measurement to confirm findings; 2. Identify source(s) of impact. 3. Inform the IEC, the Contractor and the DEP; 4. Check monitoring data, all plant, equipment and Contractor's working methods; 5. Discuss mitigation measures with the IEC, the ER and the Contractor; 6. Ensure mitigation measures are implemented; 7. Increase the monitoring frequency to daily until no exceedance of Limit Level for two consecutive days.	1. Discuss with the ET and Contractor on the mitigation measures; 2. Review proposals on mitigation measures submitted by the Contractor and advise the ER accordingly; 3. Access the effectiveness of the implemented mitigation measures.	1. Discuss with the IEC, the ET and the Contractor on the proposed mitigation measures; 2. Request Contractor to critically review the working methods; 3. Make agreement on the mitigation measures to be implemented; 4. Assess the effectiveness of the implemented mitigation measures; 5. Consider and instruct, if necessary, the Contractor to slow down or to stop all or part of the works until no exceedance of Limit Level.	1. Inform the ER and confirm notification of the non-compliance in writing; 2. Rectify unacceptable practice; 3. Check all plant and equipment; 4. Consider changes of working methods; 5. Discuss with the ET, the IEC and the ER and propose mitigation measures to the IEC and the ER within 3 working days; 6. Implement the agreed mitigation measures; 7. As directed by the ER, slow down or stop all or part of the construction activities.

Note (1) ET – Environmental Team, IEC – Independent Environmental Checker, ER – Engineer's Representative, DEP – Director of Environmental Protection.

4 Conclusion

i. In accordance with the approved EM&A Manual, baseline monitoring for noise and water quality has been conducted prior to commencement of the construction works. This report summarizes the baseline monitoring locations, requirements, and equipment adopted for conducting baseline noise and water quality monitoring.

ii. Baseline noise monitoring was carried out at Ha Che and Tai Wo between 20 December 2023 and 3 January 2024, at Lin Fa Tei between 11 January 2024 and 25 January 2024, and at Sung Shan New Village between 26 January 2024 and 9 February 2024. Action and limit levels for impact noise monitoring were established.

iii. Baseline water quality monitoring was conducted between 6 December 2023 and 1 January 2024. The action and limit levels for water quality monitoring during construction phase were established.

iv. An updated construction programme with milestones of environmental protection/ mitigation activities is presented in **Appendix 7**.

Figures

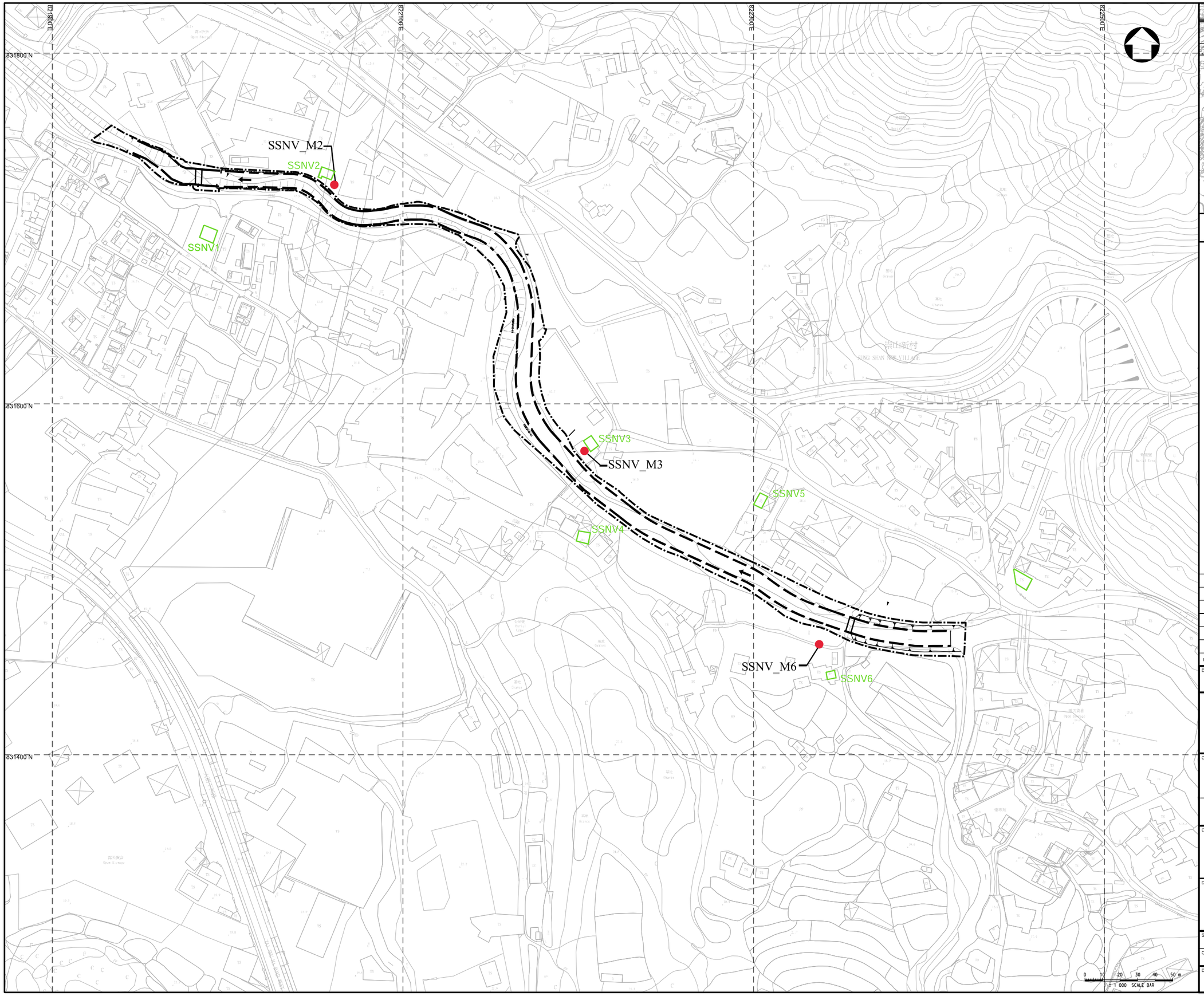

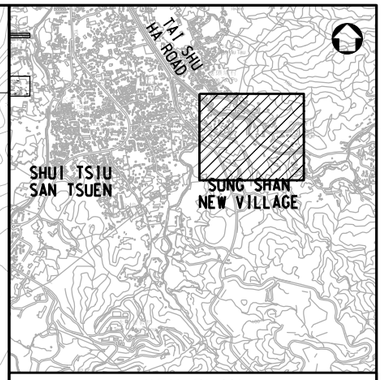

KEY PLAN
N.T.S.

LEGEND:
- WORKS BOUNDARY
- RECTANGULAR CHANNEL
- NOISE SENSITIVE RECEIVER
- NOISE MONITORING STATION

Rev.	Date	Description	By	Chk'd	App'd
A	OCT 2022	TENDER ADDENDUM NO.3	SHC	WCTT	KP
-	JUL 2022	ISSUE FOR TENDER	SHC	WCTT	KP

Drawing Status: CONTRACT
Suitability: -

ATKINS
Member of the SNC-Lavalin Group

Client
渠務署
Drainage Services Department
工程管理部
Project Management Division

Contract Title
CONTRACT NO. DC/2022/02
DRAINAGE IMPROVEMENT WORKS
AT YUEN LONG -
STAGE 2

Drawing Title
Noise Monitoring Locations at
Sung Shan New Village

Scale	Designed	Drawn	Checked	Authorised
1 : 1000	SHC	AC	WCTT	KP
Original Size	Date	Date	Date	Date
A1	JUL 2022	JUL 2022	JUL 2022	JUL 2022

Drawing Number: Figure 2.1
Revision:

Copyright © Atkins Limited (2014)

DO NOT SCALE

Millimetres 100 0 10

825500 E
825600 E
825700 E
830800 N
830700 N

CHEUNG PO

大嶼
TAI WO

TAI WO

TW_M2
TW_M3
TW1
TW2
TW3

900CU

遊樂場
Playground
教堂
Church
啓業花園
Kai Yip Garden

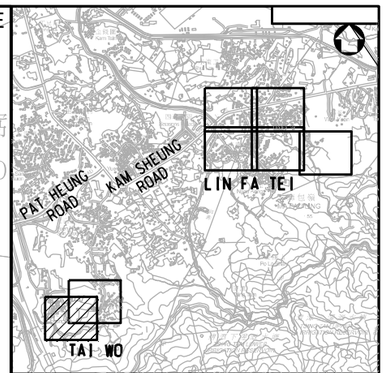

KEY PLAN
N.T.S.

LEGEND:
- WORKS BOUNDARY
- RECTANGULAR CHANNEL
- NOISE SENSITIVE RECEIVER
- NOISE MONITORING STATION

Rev.	Date	Description	By	Chk'd	Appr'd
A	OCT 2022	TENDER ADDENDUM NO.3	SHC	WCTT	KP
-	JUL 2022	ISSUE FOR TENDER	SHC	WCTT	KP

Drawing Status: CONTRACT
Suitability: -

ATKINS
Member of the SNC-Lavalin Group

Client
渠務署
Drainage Services Department
工程管理部
Project Management Division

Contract Title
CONTRACT NO. DC/2022/02
DRAINAGE IMPROVEMENT WORKS
AT YUEN LONG -
STAGE 2

Drawing Title
Noise Monitoring Locations at
Tai Wo

Scale	Designed	Drawn	Checked	Authorised
1 : 500	SHC	AC	WCTT	KP
Original Size	Date	Date	Date	Date
A1	JUL 2022	JUL 2022	JUL 2022	JUL 2022

Drawing Number: Figure 2.2
Revision: A

0 5 10 15 20 25 m
1 : 500 SCALE BAR

Copyright © Atkins Limited (2014)

DO NOT SCALE

KEY PLAN
N.T.S.

LEGEND:
- WORKS BOUNDARY
- RECTANGULAR CHANNEL
- NOISE SENSITIVE RECEIVER
- NOISE MONITORING STATION
- ALTERNATIVE NOISE MONITORING STATION

LIN FA TEI
SHUI TSAN TIN
KAM SHEUNG ROAD
PAT HEUNG ROAD
TAI WO

LFT1 LFT2 LFT3 LFT4 LFT5 LFT6 LFT7 LFT8 LFT9 LFT10 LFT11 LFT12 LFT13 LFT14
LFT_M1 LFT_M3 LFT_M3A LFT_M5 LFT_M7 LFT_M11 LFT_M13

Rev.	Date	Description	By	Chk'd	App'd
A	NOV 2022	TENDER ADDENDUM NO. 4	SHC	WCTT	KP
-	JUL 2022	ISSUE FOR TENDER	SHC	WCTT	KP

Drawing Status: CONTRACT
Suitability: -

ATKINS
Member of the SNC-Lavalin Group

Client
渠務署
Drainage Services Department
工程管理部
Project Management Division

Contract Title
CONTRACT NO. DC/2022/02
DRAINAGE IMPROVEMENT WORKS
AT YUEN LONG -
STAGE 2

Drawing Title
Noise Monitoring Locations at
Lin Fa Tei

Scale	Designed	Drawn	Checked	Authorised
1 : 1250	SHC	AC	WCTT	KP
Original Size	Date	Date	Date	Date
A1	JUL 2022	JUL 2022	JUL 2022	JUL 2022

Drawing Number: Figure 2.3
Revision:

Copyright © Atkins Limited (2014)

DO NOT SCALE

Millimetres 100 0 10

822700 E

834800 N

834600 N

834400 N

HA CHE

HC_M6

HC8

HC7

HC6

HC_M4

HC_M3

HC5

HC4

HC_M3A

HC3

HC2

HC1

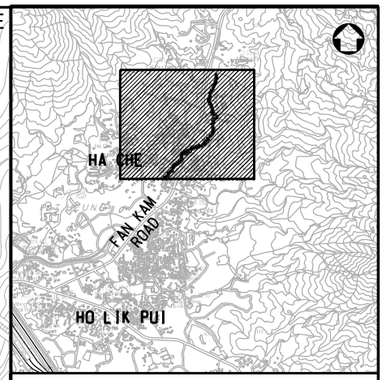

KEY PLAN
N.T.S.

LEGEND:

- WORKS BOUNDARY
- RECTANGULAR CHANNEL
- NOISE SENSITIVE RECEIVER
- NOISE MONITORING STATION
- ALTERNATIVE NOISE MONITORING STATION

Rev.	Date	Description	By	Chk'd	App'd
A	NOV 2022	TENDER ADDENDUM NO. 4	SHC	WCTT	KP
-	JUL 2022	ISSUE FOR TENDER	SHC	WCTT	KP

Drawing Status: CONTRACT

Suitability: -

ATKINS
Member of the SNC-Lavalin Group

Client: 渠務署 Drainage Services Department

工程管理部
Project Management Division

Contract Title:
CONTRACT NO. DC/2022/02
DRAINAGE IMPROVEMENT WORKS
AT YUEN LONG -
STAGE 2

Drawing Title:
Noise Monitoring Locations at Ha Che

Scale	Designed	Drawn	Checked	Authorised
1 : 1250	SHC	AC	WCTT	KP
Original Size: A1	Date: JUL 2022	Date: JUL 2022	Date: JUL 2022	Date: JUL 2022

Drawing Number: Figure 2.4

Revision:

Copyright © Atkins Limited (2014)

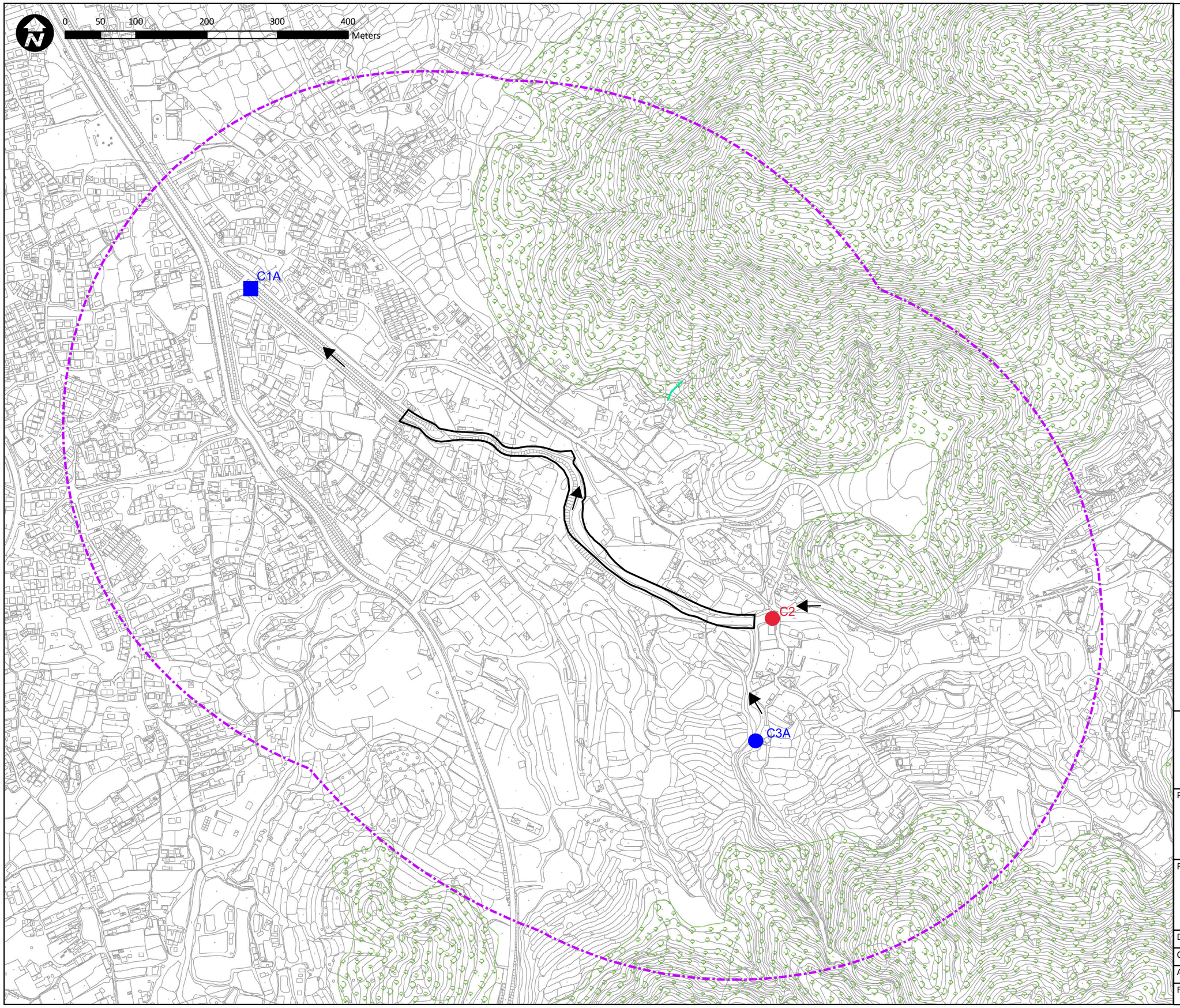

Legend:

- Work Limit Boundary
- 500 m study area
- Control Station
- Alternative Control Station
- Alternative Impact Station
- Flow direction

Project Title:
CONTRACT NO. DC/2022/02
DRAINAGE IMPROVEMENT WORKS
AT YUEN LONG -
STAGE 2

Figure Title:
Water Quality Monitoring Locations at
Sung Shan New Village

Drawn by:	Scale: 1:5,000 on A3	
Checked By:	Date:	
Approved by:		
Figure Number: Figure 3.1		Revision: R1

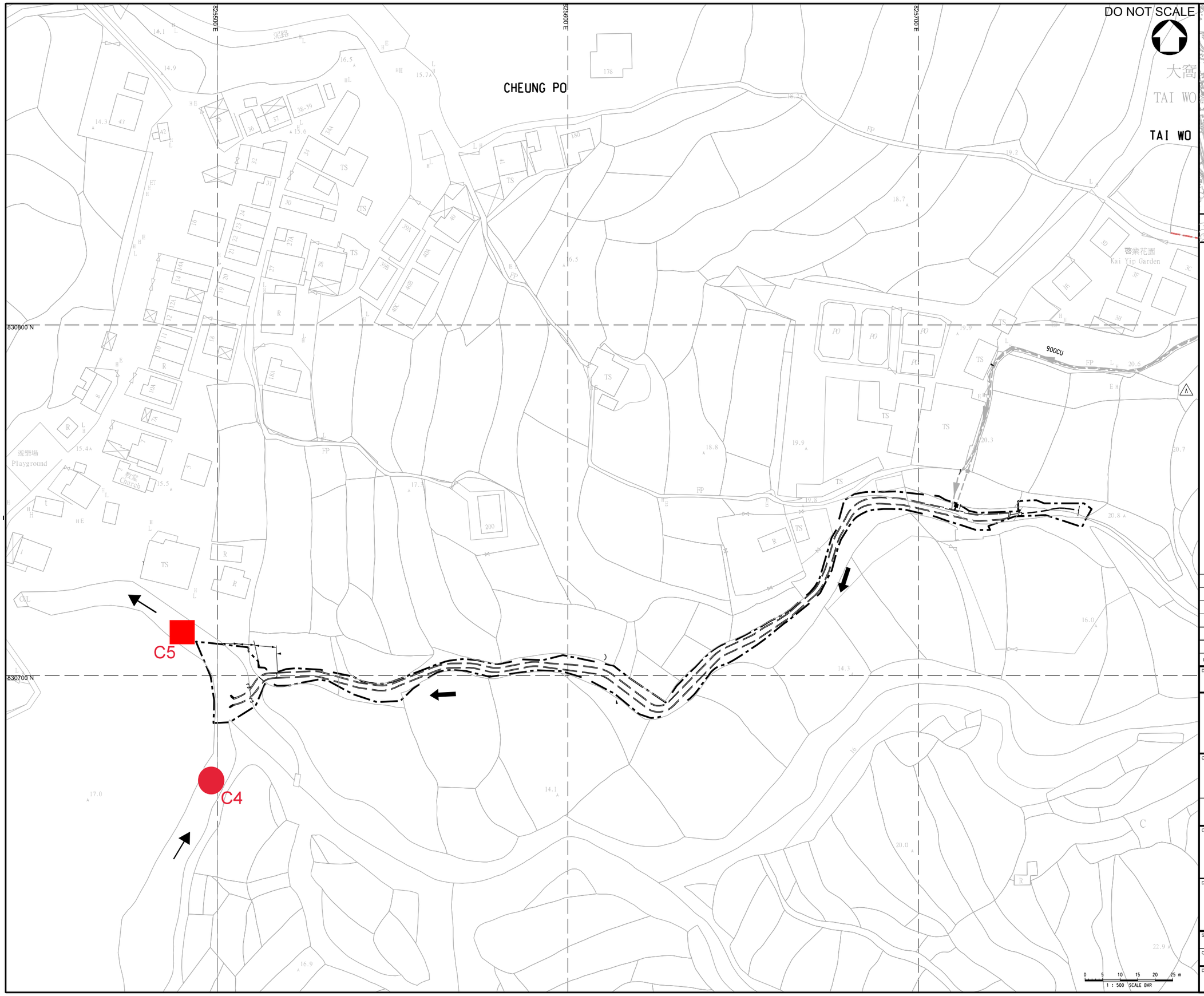

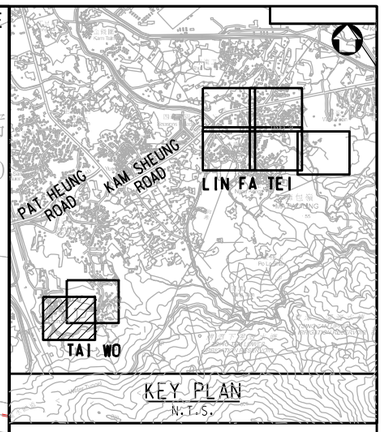

LEGEND:

- WORKS BOUNDARY
- RECTANGULAR CHANNEL
- Control Station
- Impact Station
- Flow Direction

Rev.	Date	Description	By	Chk'd	App'd
A	OCT 2022	TENDER ADDENDUM NO.3	SHC	WCTT	KP
-	JUL 2022	ISSUE FOR TENDER	SHC	WCTT	KP

Drawing Status: CONTRACT

Suitability: -

ATKINS
Member of the SNC-Lavalin Group

Client: 渠務署 Drainage Services Department

工程管理部 Project Management Division

Contract Title: CONTRACT NO. DC/2022/02 DRAINAGE IMPROVEMENT WORKS AT YUEN LONG - STAGE 2

Drawing Title: Water Quality Monitoring Locations at Tai Wo

Scale	Designed	Drawn	Checked	Authorised
1 : 500	SHC	AC	WCTT	KP
Original Size: A1	Date: JUL 2022	Date: JUL 2022	Date: JUL 2022	Date: JUL 2022

Drawing Number: Figure 3.2

Revision:

Copyright © Atkins Limited (2014)

DO NOT SCALE

826900 E 827200 E 827500 E 827800 E

832200 N

832000 N

831800 N

KAM SHEUNG ROAD

LIN FA TEI

SHUI TSAN TIN

C8

C7A

C6

0 12.5 25 37.5 50 62.5 m
1 : 1250 SCALE BAR

Millimetres 100 0 10

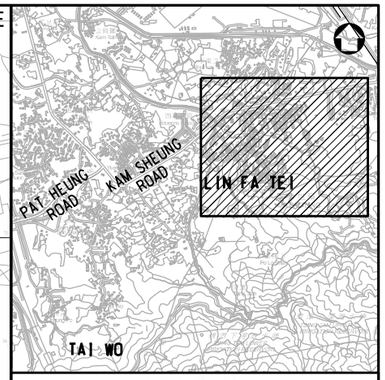

KEY PLAN
N.T.S.

LEGEND:

- WORKS BOUNDARY
- RECTANGULAR CHANNEL
- 450CU — COVERED U-CHANNEL WITH NON-HEAVY DUTY PRECAST CONCRETE COVER
- MANHOLE
- Control Station
- Alternative Control Station
- Impact Station
- Flow Direction

Rev.	Date	Description	By	Chk'd	App'd
A	NOV 2022	TENDER ADDENDUM NO. 4	SHC	WCTT	KP
-	JUL 2022	ISSUE FOR TENDER	SHC	WCTT	KP

Drawing Status: CONTRACT

Suitability: -

ATKINS
Member of the SNC-Lavalin Group

Client
渠務署
Drainage Services Department
工程管理部
Project Management Division

Contract Title
CONTRACT NO. DC/2022/02
DRAINAGE IMPROVEMENT WORKS
AT YUEN LONG -
STAGE 2

Drawing Title
Water Quality Monitoring Locations at Lin Fa Tei

Scale	Designed	Drawn	Checked	Authorised
1 : 1250	SHC	AC	WCTT	KP
Original Size	Date	Date	Date	Date
A1	JUL 2022	JUL 2022	JUL 2022	JUL 2022

Drawing Number: Figure 3.3

Revision:

Copyright © Atkins Limited (2014)

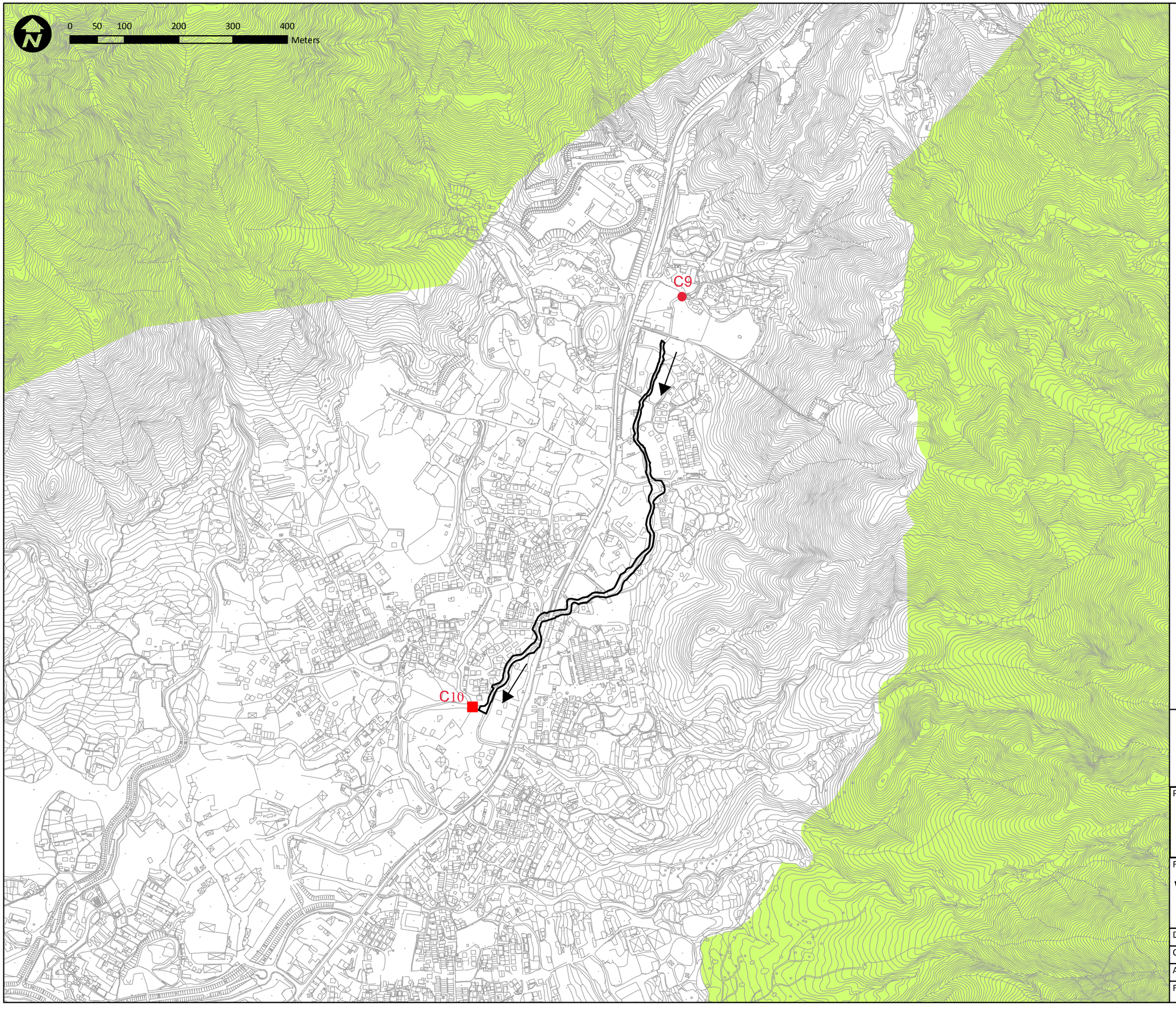

LEGEND:

WORKS BOUNDARY

RECTANGULAR CHANNEL

Control Station

Impact Station

Flow Direction

Project Title:
CONTRACT NO. DC/2022/02
DRAINAGE IMPROVEMENT WORKS
AT YUEN LONG -
STAGE 2

Figure Title:
Water Quality Monitoring Locations at Ha Che

Drawn by:	Scale: 1:6,500 on A3	
Checked By:	Date:	
Approved by:		
Figure Number: Figure 3.4		Revision: R1

Appendices

Appendix 1 Monitoring Schedule

Baseline Noise Monitoring Schedule for Contract No. DC/2022/02 Drainage Improvement Works at Yuen Long - Stage 2 (Revision 3)

December 2023

Sun	Mon	Tue	Wed	Thur	Fri	Sat
					1	2
3	4	5	6	7	8	9
10	11	12	13	14	15	16
17	18	19	20 Baseline Noise Monitoring (HC_M3A, HC_M4, HC_M6, TW_M2, TW_M3)	21 Baseline Noise Monitoring (HC_M3A, HC_M4, HC_M6, TW_M2, TW_M3)	22 Baseline Noise Monitoring (HC_M3A, HC_M4, HC_M6, TW_M2, TW_M3)	23 Baseline Noise Monitoring (HC_M3A, HC_M4, HC_M6, TW_M2, TW_M3)
24 Baseline Noise Monitoring (HC_M3A, HC_M4, HC_M6, TW_M2, TW_M3)	25 Baseline Noise Monitoring (HC_M3A, HC_M4, HC_M6, TW_M2, TW_M3)	26 Baseline Noise Monitoring (HC_M3A, HC_M4, HC_M6, TW_M2, TW_M3)	27 Baseline Noise Monitoring (HC_M3A, HC_M4, HC_M6, TW_M2, TW_M3)	28 Baseline Noise Monitoring (HC_M3A, HC_M4, HC_M6, TW_M2, TW_M3)	29 Baseline Noise Monitoring (HC_M3A, HC_M4, HC_M6, TW_M2, TW_M3)	30 Baseline Noise Monitoring (HC_M3A, HC_M4, HC_M6, TW_M2, TW_M3)
31 Baseline Noise Monitoring (HC_M3A, HC_M4, HC_M6, TW_M2, TW_M3)						

The schedule may be changed due to unforeseen circumstances (e.g. adverse weather, etc.)

Noise Monitoring Locations:
HC_M3A - Next to DD111 326 S.B RP near Fan Kam Road
HC_M4 - #1C, Chuk Hang
HC_M6 - The Arbutus House 12, #52, Shui Kan Shek
TW_M2 - #200, Cheung Po
TW_M3 - Kai Yip Garden, #3H, Tai Wo
LFT_M1 - #2G, Lin Fa Tei
LFT_M3A - Near #125B, Lin Fa Tei
LFT_M5 - #156B, Lin Fa Tei
LFT_M7 - Village house near the nullah (DD112 699 S.E)
LFT_M11 - #210, Ngau Keng Tsuen
SSNV_M2 - Village house next to a nullah in Tong Tai Po Tsuen (near DD118 1720 S.A)
SSNV_M3 - Village house near a soybean sauce factory in Sung Shan New Village (near DD118 1712)
SSNV_M6 - #43, Sung Shan New Village

Baseline Noise Monitoring Schedule for Contract No. DC/2022/02 Drainage Improvement Works at Yuen Long - Stage 2 (Revision 3)

January 2024

Sun	Mon	Tue	Wed	Thur	Fri	Sat
	1	2	3	4	5	6
7	8	9	10	11 Baseline Noise Monitoring (LFT_M1, LFT_M3A, LFT_M5, LFT_M7, LFT_M11)	12 Baseline Noise Monitoring (LFT_M1, LFT_M3A, LFT_M5, LFT_M7, LFT_M11)	13 Baseline Noise Monitoring (LFT_M1, LFT_M3A, LFT_M5, LFT_M7, LFT_M11)
14 Baseline Noise Monitoring (LFT_M1, LFT_M3A, LFT_M5, LFT_M7, LFT_M11)	15 Baseline Noise Monitoring (LFT_M1, LFT_M3A, LFT_M5, LFT_M7, LFT_M11)	16 Baseline Noise Monitoring (LFT_M1, LFT_M3A, LFT_M5, LFT_M7, LFT_M11)	17 Baseline Noise Monitoring (LFT_M1, LFT_M3A, LFT_M5, LFT_M7, LFT_M11)	18 Baseline Noise Monitoring (LFT_M1, LFT_M3A, LFT_M5, LFT_M7, LFT_M11)	19 Baseline Noise Monitoring (LFT_M1, LFT_M3A, LFT_M5, LFT_M7, LFT_M11)	20 Baseline Noise Monitoring (LFT_M1, LFT_M3A, LFT_M5, LFT_M7, LFT_M11)
21 Baseline Noise Monitoring (LFT_M1, LFT_M3A, LFT_M5, LFT_M7, LFT_M11)	22 Baseline Noise Monitoring (LFT_M1, LFT_M3A, LFT_M5, LFT_M7, LFT_M11)	23 Baseline Noise Monitoring (LFT_M1, LFT_M3A, LFT_M5, LFT_M7, LFT_M11)	24 Baseline Noise Monitoring (LFT_M1, LFT_M3A, LFT_M5, LFT_M7, LFT_M11)	25 Baseline Noise Monitoring (LFT_M1, LFT_M3A, LFT_M5, LFT_M7, LFT_M11)	26 Baseline Noise Monitoring (SSNV_M2, SSNV_M3, SSNV_M6)	27 Baseline Noise Monitoring (SSNV_M2, SSNV_M3, SSNV_M6)
28 Baseline Noise Monitoring (SSNV_M2, SSNV_M3, SSNV_M6)	29 Baseline Noise Monitoring (SSNV_M2, SSNV_M3, SSNV_M6)	30 Baseline Noise Monitoring (SSNV_M2, SSNV_M3, SSNV_M6)	31 Baseline Noise Monitoring (SSNV_M2, SSNV_M3, SSNV_M6)			

The schedule may be changed due to unforeseen circumstances (e.g. adverse weather, etc.)

Noise Monitoring Locations:
HC_M3A - Next to DD111 326 S.B RP near Fan Kam Road
HC_M4 - #1C, Chuk Hang
HC_M6 - The Arbutus House 12, #52, Shui Kan Shek
TW_M2 - #200, Cheung Po
TW_M3 - Kai Yip Garden, #3H, Tai Wo
LFT_M1 - #2G, Lin Fa Tei
LFT_M3A - Near #125B, Lin Fa Tei
LFT_M5 - #156B, Lin Fa Tei
LFT_M7 - Village house near the nullah (DD112 699 S.E)
LFT_M11 - #210, Ngau Keng Tsuen
SSNV_M2 - Village house next to a nullah in Tong Tai Po Tsuen (near DD118 1720 S.A)
SSNV_M3 - Village house near a soybean sauce factory in Sung Shan New Village (near DD118 1712)
SSNV_M6 - #43, Sung Shan New Village

Baseline Noise Monitoring Schedule for Contract No. DC/2022/02 Drainage Improvement Works at Yuen Long - Stage 2 (Revision 3)

February 2024

Sun	Mon	Tue	Wed	Thur	Fri	Sat
				1 Baseline Noise Monitoring (SSNV_M2, SSNV_M3, SSNV_M6)	2 Baseline Noise Monitoring (SSNV_M2, SSNV_M3, SSNV_M6)	3 Baseline Noise Monitoring (SSNV_M2, SSNV_M3, SSNV_M6)
4 Baseline Noise Monitoring (SSNV_M2, SSNV_M3, SSNV_M6)	5 Baseline Noise Monitoring (SSNV_M2, SSNV_M3, SSNV_M6)	6 Baseline Noise Monitoring (SSNV_M2, SSNV_M3, SSNV_M6)	7 Baseline Noise Monitoring (SSNV_M2, SSNV_M3, SSNV_M6)	8 Baseline Noise Monitoring (SSNV_M2, SSNV_M3, SSNV_M6)	9 Baseline Noise Monitoring (SSNV_M2, SSNV_M3, SSNV_M6)	10
11	12	13	14	15	16	17
18	19	20	21	22	23	24
25	26	27	28	29		

The schedule may be changed due to unforeseen circumstances (e.g. adverse weather, etc.)

Noise Monitoring Locations:
HC_M3A - Next to DD111 326 S.B RP near Fan Kam Road
HC_M4 - #1C, Chuk Hang
HC_M6 - The Arbutus House 12, #52, Shui Kan Shek
TW_M2 - #200, Cheung Po
TW_M3 - Kai Yip Garden, #3H, Tai Wo
LFT_M1 - #2G, Lin Fa Tei
LFT_M3A - Near #125B, Lin Fa Tei
LFT_M5 - #156B, Lin Fa Tei
LFT_M7 - Village house near the nullah (DD112 699 S.E)
LFT_M11 - #210, Ngau Keng Tsuen
SSNV_M2 - Village house next to a nullah in Tong Tai Po Tsuen (near DD118 1720 S.A)
SSNV_M3 - Village house near a soybean sauce factory in Sung Shan New Village (near DD118 1712)
SSNV_M6 - #43, Sung Shan New Village

Baseline Water Quality Monitoring Schedule for Contract No. DC/2022/02 Drainage Improvement Works at Yuen Long Stage 2 (Version 3.0)						
12-2023						
Sun	Mon	Tue	Wed	Thur	Fri	Sat
					1	2
3	4	5	6 Baseline Water Quality Monitoring at C1A, C2, C3A, C4, C5, C6, C7A, C8, C9, C10	7	8 Baseline Water Quality Monitoring at C1A, C2, C3A, C4, C5, C6, C7A, C8, C9, C10	9
10	11 Baseline Water Quality Monitoring at C1A, C2, C3A, C4, C5, C6, C7A, C8, C9, C10	12	13 Baseline Water Quality Monitoring at C1A, C2, C3A, C4, C5, C6, C7A, C8, C9, C10	14	15 Baseline Water Quality Monitoring at C1A, C2, C3A, C4, C5, C6, C7A, C8, C9, C10	16
17	18 Baseline Water Quality Monitoring at C1A, C2, C3A, C4, C5, C6, C7A, C8, C9, C10	19	20 Baseline Water Quality Monitoring at C1A, C2, C3A, C4, C5, C6, C7A, C8, C9, C10	21	22 Baseline Water Quality Monitoring at C1A, C2, C3A, C4, C5, C6, C7A, C8, C9, C10	23
24	25 Baseline Water Quality Monitoring at C1A, C2, C3A, C4, C5, C6, C7A, C8, C9, C10	26	27 Baseline Water Quality Monitoring at C1A, C2, C3A, C4, C5, C6, C7A, C8, C9, C10	28	29 Baseline Water Quality Monitoring at C1A, C2, C3A, C4, C5, C6, C7A, C8, C9, C10	30
31	1/1/2024 Baseline Water Quality Monitoring at C1A, C2, C3A, C4, C5, C6, C7A, C8, C9, C10					

Appendix 2 Calibration Certificates

Certificate of Calibration

for

Description:	***Sound Level Meter***
Manufacturer:	***SVANTEK***
Type No.:	***SVAN 971 (Serial No.:C119577)***
Microphone:	***ACO 7052E (Serial No.: 78090)***
Preamplifier:	***SVANTEK SV-18 (Serial No.:103808)***

Submitted by:

Customer:	*Acuity Sustainability Consulting Limited*
Address:	*Unit E, 12/F, Ford Glory Plaza,*
	Nos. 37-39 Wing Hong Street,
	Cheung Sha Wan, Kowloon, Hong Kong

Upon receipt for calibration, the instrument was found to be:

☑ **Within (31.5Hz – 8kHz)**
☐ **Outside**

the allowable tolerance.

The test equipment used for calibration are traceable to National Standards via:
- The Government of The Hong Kong Special Administrative Region Standard & Calibration Laboratory

Date of receipt: 19 October 2023

Date of calibration: 27 October 2023

Date of NEXT calibration: 26 October 2024

Calibrated by: _____
Calibration Technician

Certified by: _____
Mr. Ng Yan Wa
Laboratory Manager

Date of issue: *27* **October 2023**

Certificate No.: APJ23-091-CC004

ACOUSTICS AND AIR TESTING LABORATORY CO. LTD. (A+A)*L

Room 422,Leader Industrial Centre,57-59 Au Pui Wan Street ,Fo Tan, Shatin,N.T.,Hong Kong
Tel: (852) 2668 3423 Fax:(852) 2668 6946
Homepage: http://www.aa-lab.com E-mail : inquiry@aa-lab.com

1. *Calibration Precaution:*

- The unit-under-test (UUT) was allowed to stabilize in the laboratory for over 24 hours, and switched on to warm up for over 10 minutes before the commencement of the test.

- The results presented are the mean of 3 measurements at each calibration point.

2. *Calibration Conditions:*

Air Temperature:	24.5 °C
Air Pressure:	1013 hPa
Relative Humidity:	65.2 %

3. *Calibration Equipment:*

	Type	Serial No.	Calibration Report Number	Traceable to
Multifunction Calibrator	B&K 4226	2288467	AV220061	HOKLAS

4. *Calibration Results*

Sound Pressure Level

Reference Sound Pressure Level

Setting of Unit-under-test (UUT)			Applied value		UUT Reading, dB	IEC 61672 Class 1 Specification, dB
Range, dB	Freq. Weighting	Time Weighting	Level, dB	Frequency, Hz		
25-124.9	dBA SPL	Fast	94	1000	94.0	±0.4

Linearity

Setting of Unit-under-test (UUT)			Applied value		UUT Reading, dB	IEC 61672 Class 1 Specification, dB
Range, dB	Freq. Weighting	Time Weighting	Level, dB	Frequency, Hz		
25-124.9	dBA SPL	Fast	94	1000	94.0	Ref
			104		104.0	±0.3
			114		114.0	±0.3

Time Weighting

Setting of Unit-under-test (UUT)			Applied value		UUT Reading, dB	IEC 61672 Class 1 Specification, dB
Range, dB	Freq. Weighting	Time Weighting	Level, dB	Frequency, Hz		
25-124.9	dBA SPL	Fast	94	1000	94.0	Ref
		Slow			94.0	±0.3

Room 422,Leader Industrial Centre,57-59 Au Pui Wan Street ,Fo Tan, Shatin,N.T.,Hong Kong
Tel: (852) 2668 3423 Fax:(852) 2668 6946
Homepage: http://www.aa-lab.com E-mail : inquiry@aa-lab.com

Frequency Response

Linear Response

Setting of Unit-under-test (UUT)			Applied value		UUT Reading, dB	IEC 61672 Class 1 Specification, dB
Range, dB	Freq. Weighting	Time Weighting	Level, dB	Frequency, Hz		
25-124.9	dB SPL	Fast	94	31.5	94.3	±2.0
				63	94.2	±1.5
				125	94.1	±1.5
				250	94.1	±1.4
				500	94.1	±1.4
				1000	94.0	Ref
				2000	93.9	±1.6
				4000	93.4	±1.6
				8000	91.0	+2.1; -3.1

A-weighting

Setting of Unit-under-test (UUT)			Applied value		UUT Reading, dB	IEC 61672 Class 1 Specification, dB
Range, dB	Freq. Weighting	Time Weighting	Level, dB	Frequency, Hz		
25-124.9	dBA SPL	Fast	94	31.5	55.0	-39.4 ±2.0
				63	68.1	-26.2 ±1.5
				125	78.0	-16.1 ±1.5
				250	85.4	-8.6 ±1.4
				500	90.8	-3.2 ±1.4
				1000	94.0	Ref
				2000	95.0	+1.2 ±1.6
				4000	94.4	+1.0 ±1.6
				8000	90.0	-1.1 +2.1; -3.1

C-weighting

Setting of Unit-under-test (UUT)			Applied value		UUT Reading, dB	IEC 61672 Class 1 Specification, dB
Range, dB	Freq. Weighting	Time Weighting	Level, dB	Frequency, Hz		
25-124.9	dBC SPL	Fast	94	31.5	91.3	-3.0 ±2.0
				63	93.4	-0.8 ±1.5
				125	94.0	-0.2 ±1.5
				250	94.1	-0.0 ±1.4
				500	94.1	-0.0 ±1.4
				1000	94.0	Ref
				2000	93.7	-0.2 ±1.6
				4000	92.6	-0.8 ±1.6
				8000	88.1	-3.0 +2.1; -3.1

Room 422,Leader Industrial Centre,57-59 Au Pui Wan Street ,Fo Tan, Shatin,N.T.,Hong Kong
Tel: (852) 2668 3423 Fax:(852) 2668 6946
Homepage: http://www.aa-lab.com E-mail : inquiry@aa-lab.com

5. *Calibration Results Applied*

The results apply to the particular unit-under-test only. All calibration points are within manufacture's specification as IEC 61672 Class 1.

Uncertainties of Applied Value:

94 dB	31.5 Hz	± 0.10
	63 Hz	± 0.10
	125 Hz	± 0.05
	250 Hz	± 0.05
	500 Hz	± 0.05
	1000 Hz	± 0.05
	2000 Hz	± 0.05
	4000 Hz	± 0.05
	8000 Hz	± 0.10
104 dB	1000 Hz	± 0.05
114 dB	1000 Hz	± 0.05

The uncertainties are evaluated for a 95% confidence level.

Note:
The values given in this certification only related to the values measured at the time of the calibration and any uncertainties quoted will not allow for the equipment long-term drift, variations with environmental changes, vibration and shock during transportation, overloading, mis-handling, or the capability of any other laboratory to repeat the calibration. (A+A)*L shall not be liable for any loss or damage resulting from the use of the equipment.

Room 422,Leader Industrial Centre,57-59 Au Pui Wan Street ,Fo Tan, Shatin,N.T.,Hong Kong
Tel: (852) 2668 3423 Fax:(852) 2668 6946
Homepage: http://www.aa-lab.com E-mail : inquiry@aa-lab.com

Certificate of Calibration

for

Description:	***Sound Level Meter***
Manufacturer:	***SVANTEK***
Type No.:	***SVAN 971 (Serial No.:C132261)***
Microphone:	***SV 7052E (Serial No.: 79778)***
Preamplifier:	***SVANTEK SV-18 (Serial No.:97276)***

Submitted by:

Customer:	*Acuity Sustainability Consulting Limited*
Address:	*Unit E, 12/F, Ford Glory Plaza,*
	Nos. 37-39 Wing Hong Street,
	Cheung Sha Wan, Kowloon, Hong Kong

Upon receipt for calibration, the instrument was found to be:

☑ **Within (31.5Hz – 4kHz)**
☐ **Outside**

the allowable tolerance.

The test equipment used for calibration are traceable to National Standards via:
- The Government of The Hong Kong Special Administrative Region Standard & Calibration Laboratory

Date of receipt: 19 October 2023

Date of calibration: 27 October 2023

Date of NEXT calibration: 26 October 2024

Calibrated by: _____
Calibration Technician

Certified by: _____
Mr. Ng Yan Wa
Laboratory Manager

Date of issue: *27* **October 2023**

Certificate No.: APJ23-091-CC006

ACOUSTICS AND AIR TESTING LABORATORY CO. LTD. (A+A)*L

Room 422,Leader Industrial Centre,57-59 Au Pui Wan Street ,Fo Tan, Shatin,N.T.,Hong Kong
Tel: (852) 2668 3423 Fax:(852) 2668 6946
Homepage: http://www.aa-lab.com E-mail : inquiry@aa-lab.com

1. *Calibration Precaution:*

- The unit-under-test (UUT) was allowed to stabilize in the laboratory for over 24 hours, and switched on to warm up for over 10 minutes before the commencement of the test.

- The results presented are the mean of 3 measurements at each calibration point.

2. *Calibration Conditions:*

Air Temperature:	22.6 °C
Air Pressure:	1016 hPa
Relative Humidity:	65.3 %

3. *Calibration Equipment:*

	Type	Serial No.	Calibration Report Number	Traceable to
Multifunction Calibrator	B&K 4226	2288467	AV220061	HOKLAS

4. *Calibration Results*

Sound Pressure Level

Reference Sound Pressure Level

Setting of Unit-under-test (UUT)			Applied value		UUT Reading, dB	IEC 61672 Class 1 Specification, dB
Range, dB	Freq. Weighting	Time Weighting	Level, dB	Frequency, Hz		
25-124.9	dBA SPL	Fast	94	1000	94.0	±0.4

Linearity

Setting of Unit-under-test (UUT)			Applied value		UUT Reading, dB	IEC 61672 Class 1 Specification, dB
Range, dB	Freq. Weighting	Time Weighting	Level, dB	Frequency, Hz		
25-124.9	dBA SPL	Fast	94	1000	94.0	Ref
			104		104.0	±0.3
			114		114.0	±0.3

Time Weighting

Setting of Unit-under-test (UUT)			Applied value		UUT Reading, dB	IEC 61672 Class 1 Specification, dB
Range, dB	Freq. Weighting	Time Weighting	Level, dB	Frequency, Hz		
25-124.9	dBA SPL	Fast	94	1000	94.0	Ref
		Slow			94.0	±0.3

Room 422,Leader Industrial Centre,57-59 Au Pui Wan Street ,Fo Tan, Shatin,N.T.,Hong Kong
Tel: (852) 2668 3423 Fax:(852) 2668 6946
Homepage: http://www.aa-lab.com E-mail : inquiry@aa-lab.com

Frequency Response

Linear Response

Setting of Unit-under-test (UUT)			Applied value		UUT Reading, dB	IEC 61672 Class 1 Specification, dB
Range, dB	Freq. Weighting	Time Weighting	Level, dB	Frequency, Hz		
25-124.9	dB SPL	Fast	94	31.5	94.4	±2.0
				63	94.3	±1.5
				125	94.2	±1.5
				250	94.1	±1.4
				500	94.1	±1.4
				1000	94.0	Ref
				2000	93.8	±1.6
				4000	93.3	±1.6

A-weighting

Setting of Unit-under-test (UUT)			Applied value		UUT Reading, dB	IEC 61672 Class 1 Specification, dB
Range, dB	Freq. Weighting	Time Weighting	Level, dB	Frequency, Hz		
25-124.9	dBA SPL	Fast	94	31.5	55.1	-39.4 ±2.0
				63	68.1	-26.2 ±1.5
				125	78.1	-16.1 ±1.5
				250	85.5	-8.6 ±1.4
				500	90.8	-3.2 ±1.4
				1000	94.0	Ref
				2000	95.0	+1.2 ±1.6
				4000	94.3	+1.0 ±1.6

C-weighting

Setting of Unit-under-test (UUT)			Applied value		UUT Reading, dB	IEC 61672 Class 1 Specification, dB
Range, dB	Freq. Weighting	Time Weighting	Level, dB	Frequency, Hz		
25-124.9	dBC SPL	Fast	94	31.5	91.4	-3.0 ±2.0
				63	93.4	-0.8 ±1.5
				125	94.0	-0.2 ±1.5
				250	94.1	-0.0 ±1.4
				500	94.1	-0.0 ±1.4
				1000	94.0	Ref
				2000	93.6	-0.2 ±1.6
				4000	92.5	-0.8 ±1.6

Room 422,Leader Industrial Centre,57-59 Au Pui Wan Street ,Fo Tan, Shatin,N.T.,Hong Kong
Tel: (852) 2668 3423 Fax:(852) 2668 6946
Homepage: http://www.aa-lab.com E-mail : inquiry@aa-lab.com

5. *Calibration Results Applied*

The results apply to the particular unit-under-test only. All calibration points are within manufacture's specification as IEC 61672 Class 1.

Uncertainties of Applied Value:

94 dB	31.5 Hz	± 0.10
	63 Hz	± 0.10
	125 Hz	± 0.05
	250 Hz	± 0.05
	500 Hz	± 0.05
	1000 Hz	± 0.05
	2000 Hz	± 0.05
	4000 Hz	± 0.05
104 dB	1000 Hz	± 0.05
114 dB	1000 Hz	± 0.05

The uncertainties are evaluated for a 95% confidence level.

Note:
The values given in this certification only related to the values measured at the time of the calibration and any uncertainties quoted will not allow for the equipment long-term drift, variations with environmental changes, vibration and shock during transportation, overloading, mis-handling, or the capability of any other laboratory to repeat the calibration. (A+A)*L shall not be liable for any loss or damage resulting from the use of the equipment.

Room 422,Leader Industrial Centre,57-59 Au Pui Wan Street ,Fo Tan, Shatin,N.T.,Hong Kong
Tel: (852) 2668 3423 Fax:(852) 2668 6946
Homepage: http://www.aa-lab.com E-mail : inquiry@aa-lab.com

Certificate of Calibration

for

Description:	***Sound Level Meter***
Manufacturer:	***SVANTEK***
Type No.:	***SVAN 971 (Serial No.:C132269)***
Microphone:	***ACO 7052 E (Serial No.: 85230)***
Preamplifier:	***SVANTEK SV-18 (Serial No.:C122483)***

Submitted by:

Customer:	*Acuity Sustainability Consulting Limited*
Address:	*Unit E, 12/F, Ford Glory Plaza,*
	Nos. 37-39 Wing Hong Street,
	Cheung Sha Wan, Kowloon, Hong Kong

Upon receipt for calibration, the instrument was found to be:

☑ **Within (31.5Hz – 8kHz)**
☐ **Outside**

the allowable tolerance.

The test equipment used for calibration are traceable to National Standards via:
- The Government of The Hong Kong Special Administrative Region Standard & Calibration Laboratory

Date of receipt: 19 October 2023

Date of calibration: 26 October 2023

Date of NEXT calibration: 25 October 2024

Calibrated by: _____
Calibration Technician

Certified by: _____
Mr. Ng Yan Wa
Laboratory Manager

Date of issue: *27* **October 2023**

Certificate No.: APJ23-091-CC003

ACOUSTICS AND AIR TESTING LABORATORY CO. LTD. (A+A)*L

Room 422,Leader Industrial Centre,57-59 Au Pui Wan Street ,Fo Tan, Shatin,N.T.,Hong Kong
Tel: (852) 2668 3423 Fax:(852) 2668 6946
Homepage: http://www.aa-lab.com E-mail : inquiry@aa-lab.com

1. *Calibration Precaution:*

- The unit-under-test (UUT) was allowed to stabilize in the laboratory for over 24 hours, and switched on to warm up for over 10 minutes before the commencement of the test.

- The results presented are the mean of 3 measurements at each calibration point.

2. *Calibration Conditions:*

Air Temperature:	22.6 °C
Air Pressure:	1016 hPa
Relative Humidity:	65.3 %

3. *Calibration Equipment:*

	Type	Serial No.	Calibration Report Number	Traceable to
Multifunction Calibrator	B&K 4226	2288467	AV220061	HOKLAS

4. *Calibration Results*

Sound Pressure Level

Reference Sound Pressure Level

Setting of Unit-under-test (UUT)			Applied value		UUT Reading, dB	IEC 61672 Class 1 Specification, dB
Range, dB	Freq. Weighting	Time Weighting	Level, dB	Frequency, Hz		
25-124.9	dBA SPL	Fast	94	1000	94.3	±0.4

Linearity

Setting of Unit-under-test (UUT)			Applied value		UUT Reading, dB	IEC 61672 Class 1 Specification, dB
Range, dB	Freq. Weighting	Time Weighting	Level, dB	Frequency, Hz		
25-124.9	dBA SPL	Fast	94	1000	94.3	Ref
			104		104.3	±0.3
			114		114.3	±0.3

Time Weighting

Setting of Unit-under-test (UUT)			Applied value		UUT Reading, dB	IEC 61672 Class 1 Specification, dB
Range, dB	Freq. Weighting	Time Weighting	Level, dB	Frequency, Hz		
25-124.9	dBA SPL	Fast	94	1000	94.3	Ref
		Slow			94.3	±0.3

Room 422,Leader Industrial Centre,57-59 Au Pui Wan Street ,Fo Tan, Shatin,N.T.,Hong Kong
Tel: (852) 2668 3423 Fax:(852) 2668 6946
Homepage: http://www.aa-lab.com E-mail : inquiry@aa-lab.com

Frequency Response

Linear Response

Setting of Unit-under-test (UUT)			Applied value		UUT Reading, dB	IEC 61672 Class 1 Specification, dB
Range, dB	Freq. Weighting	Time Weighting	Level, dB	Frequency, Hz		
25-124.9	dB SPL	Fast	94	31.5	94.6	±2.0
				63	95.2	±1.5
				125	94.5	±1.5
				250	94.3	±1.4
				500	94.3	±1.4
				1000	94.3	Ref
				2000	94.5	±1.6
				4000	94.2	±1.6
				8000	91.1	+2.1; -3.1

A-weighting

Setting of Unit-under-test (UUT)			Applied value		UUT Reading, dB	IEC 61672 Class 1 Specification, dB
Range, dB	Freq. Weighting	Time Weighting	Level, dB	Frequency, Hz		
25-124.9	dBA SPL	Fast	94	31.5	55.3	-39.4 ±2.0
				63	68.4	-26.2 ±1.5
				125	78.3	-16.1 ±1.5
				250	85.7	-8.6 ±1.4
				500	91.1	-3.2 ±1.4
				1000	94.3	Ref
				2000	95.3	+1.2 ±1.6
				4000	94.9	+1.0 ±1.6
				8000	89.8	-1.1 +2.1; -3.1

C-weighting

Setting of Unit-under-test (UUT)			Applied value		UUT Reading, dB	IEC 61672 Class 1 Specification, dB
Range, dB	Freq. Weighting	Time Weighting	Level, dB	Frequency, Hz		
25-124.9	dBC SPL	Fast	94	31.5	91.7	-3.0 ±2.0
				63	94.4	-0.8 ±1.5
				125	94.3	-0.2 ±1.5
				250	94.3	-0.0 ±1.4
				500	94.3	-0.0 ±1.4
				1000	94.3	Ref
				2000	94.3	-0.2 ±1.6
				4000	93.4	-0.8 ±1.6
				8000	88.3	-3.0 +2.1; -3.1

Room 422,Leader Industrial Centre,57-59 Au Pui Wan Street ,Fo Tan, Shatin,N.T.,Hong Kong
Tel: (852) 2668 3423 Fax:(852) 2668 6946
Homepage: http://www.aa-lab.com E-mail : inquiry@aa-lab.com

5. *Calibration Results Applied*

The results apply to the particular unit-under-test only. All calibration points are within manufacture's specification as IEC 61672 Class 1.

Uncertainties of Applied Value:

94 dB	31.5 Hz	± 0.10
	63 Hz	± 0.05
	125 Hz	± 0.05
	250 Hz	± 0.05
	500 Hz	± 0.05
	1000 Hz	± 0.05
	2000 Hz	± 0.05
	4000 Hz	± 0.05
	8000 Hz	± 0.10
104 dB	1000 Hz	± 0.05
114 dB	1000 Hz	± 0.05

The uncertainties are evaluated for a 95% confidence level.

Note:
The values given in this certification only related to the values measured at the time of the calibration and any uncertainties quoted will not allow for the equipment long-term drift, variations with environmental changes, vibration and shock during transportation, overloading, mis-handling, or the capability of any other laboratory to repeat the calibration. (A+A)*L shall not be liable for any loss or damage resulting from the use of the equipment.

Room 422,Leader Industrial Centre,57-59 Au Pui Wan Street ,Fo Tan, Shatin,N.T.,Hong Kong
Tel: (852) 2668 3423 Fax:(852) 2668 6946
Homepage: http://www.aa-lab.com E-mail : inquiry@aa-lab.com

Certificate of Calibration

for

Description:	***Sound Level Meter***
Manufacturer:	***SVANTEK***
Type No.:	***971 (Serial No.: 96062)***
Microphone:	***13905***
Preamplifier:	***SVANTEK SV 18 (Serial No.:C132231)***

Submitted by:

Customer:	*Acuity Sustainability Consulting Limited*
Address:	*Unit E, 12/F., Ford Glory Plaza,*
	Nos. 37-39 Wing Hong Street,
	Cheung Sha Wan, Kowloon, Hong Kong

Upon receipt for calibration, the instrument was found to be:

☑ **Within (31.5Hz – 8kHz)**
☐ **Outside**

the allowable tolerance.

The test equipment used for calibration are traceable to National Standards via:
- The Government of The Hong Kong Special Administrative Region Standard & Calibration Laboratory

Date of receipt: 27 July 2023

Date of calibration: 3 August 2023

Date of NEXT calibration: 2 August 2024

Calibrated by: _____
Calibration Technician

Certified by: _____
Mr. Ng Yan Wa
Laboratory Manager

Date of issue: **3 August 2023**

Certificate No.: APJ23-049-CC001

ACOUSTICS AND AIR TESTING LABORATORY CO LTD. (A+A)*L

Room 422,Leader Industrial Centre,57-59 Au Pui Wan Street ,Fo Tan, Shatin,N.T.,Hong Kong
Tel: (852) 2668 3423 Fax:(852) 2668 6946
Homepage: http://www.aa-lab.com E-mail : inquiry@aa-lab.com

1. *Calibration Precaution:*

- The unit-under-test (UUT) was allowed to stabilize in the laboratory for over 24 hours, and switched on to warm up for over 10 minutes before the commencement of the test.

- The results presented are the mean of 3 measurements at each calibration point.

2. *Calibration Conditions:*

Air Temperature: 22.6 **°C**
Air Pressure: 1006 **hPa**
Relative Humidity: 52.9 **%**

3. *Calibration Equipment:*

	Type	Serial No.	Calibration Report Number	Traceable to
Multifunction Calibrator	B&K 4226	2288467	AV220061	HOKLAS

4. *Calibration Results*

Sound Pressure Level

Reference Sound Pressure Level

Setting of Unit-under-test (UUT)			Applied value		UUT Reading, dB	IEC 61672 Class 1 Specification, dB
Range, dB	Freq. Weighting	Time Weighting	Level, dB	Frequency, Hz		
25.0-124.2	dBA SPL	Fast	94	1000	94.0	±0.4

Linearity

Setting of Unit-under-test (UUT)			Applied value		UUT Reading, dB	IEC 61672 Class 1 Specification, dB
Range, dB	Freq. Weighting	Time Weighting	Level, dB	Frequency, Hz		
25.0-124.2	dBA SPL	Fast	94	1000	94.0	Ref
			104		104.0	±0.3
			114		114.0	±0.3

Time Weighting

Setting of Unit-under-test (UUT)			Applied value		UUT Reading, dB	IEC 61672 Class 1 Specification, dB
Range, dB	Freq. Weighting	Time Weighting	Level, dB	Frequency, Hz		
25.0-124.2	dBA SPL	Fast	94	1000	94.0	Ref
		Slow			94.0	±0.3

Room 422,Leader Industrial Centre,57-59 Au Pui Wan Street ,Fo Tan, Shatin,N.T.,Hong Kong
Tel: (852) 2668 3423 Fax:(852) 2668 6946
Homepage: http://www.aa-lab.com E-mail : inquiry@aa-lab.com

Frequency Response

Linear Response

Setting of Unit-under-test (UUT)			Applied value		UUT Reading, dB	IEC 61672 Class 1 Specification, dB
Range, dB	Freq. Weighting	Time Weighting	Level, dB	Frequency, Hz		
25.0-124.2	dB SPL	Fast	94	31.5	94.3	±2.0
				63	94.2	±1.5
				125	94.1	±1.5
				250	94.1	±1.4
				500	94.0	±1.4
				1000	94.0	Ref
				2000	93.7	±1.6
				4000	93.1	±1.6
				8000	91.9	+2.1; -3.1

A-weighting

Setting of Unit-under-test (UUT)			Applied value		UUT Reading, dB	IEC 61672 Class 1 Specification, dB
Range, dB	Freq. Weighting	Time Weighting	Level, dB	Frequency, Hz		
25.0-124.2	dBA SPL	Fast	94	31.5	55.3	-39.4 ±2.0
				63	68.2	-26.2 ±1.5
				125	78.0	-16.1 ±1.5
				250	85.4	-8.6 ±1.4
				500	90.8	-3.2 ±1.4
				1000	94.0	Ref
				2000	94.9	+1.2 ±1.6
				4000	94.1	+1.0 ±1.6
				8000	90.9	-1.1+2.1; -3.1

C-weighting

Setting of Unit-under-test (UUT)			Applied value		UUT Reading, dB	IEC 61672 Class 1 Specification, dB
Range, dB	Freq. Weighting	Time Weighting	Level, dB	Frequency, Hz		
25.0-124.2	dBC SPL	Fast	94	31.5	91.3	-3.0 ±2.0
				63	93.3	-0.8 ±1.5
				125	93.9	-0.2 ±1.5
				250	94.0	-0.0 ±1.4
				500	94.0	-0.0 ±1.4
				1000	94.0	Ref
				2000	93.6	-0.2 ±1.6
				4000	92.4	-0.8 ±1.6
				8000	89.1	–3.0 +2.1: –3.1

Room 422,Leader Industrial Centre,57-59 Au Pui Wan Street ,Fo Tan, Shatin,N.T.,Hong Kong
Tel: (852) 2668 3423 Fax:(852) 2668 6946
Homepage: http://www.aa-lab.com E-mail : inquiry@aa-lab.com

5. *Calibration Results Applied*

The results apply to the particular unit-under-test only. All calibration points are within manufacture's specification as IEC 61672 Class 1.

Uncertainties of Applied Value:

94 dB	31.5 Hz	± 0.05
	63 Hz	± 0.05
	125 Hz	± 0.05
	250 Hz	± 0.05
	500 Hz	± 0.05
	1000 Hz	± 0.05
	2000 Hz	± 0.05
	4000 Hz	± 0.05
	8000 Hz	± 0.10
104 dB	1000 Hz	± 0.05
114 dB	1000 Hz	± 0.05

The uncertainties are evaluated for a 95% confidence level.

Note:
The values given in this certification only related to the values measured at the time of the calibration and any uncertainties quoted will not allow for the equipment long-term drift, variations with environmental changes, vibration and shock during transportation, overloading, mis-handling, or the capability of any other laboratory to repeat the calibration. (A+A)*L shall not be liable for any loss or damage resulting from the use of the equipment.

Room 422,Leader Industrial Centre,57-59 Au Pui Wan Street ,Fo Tan, Shatin,N.T.,Hong Kong
Tel: (852) 2668 3423 Fax:(852) 2668 6946
Homepage: http://www.aa-lab.com E-mail : inquiry@aa-lab.com

Certificate of Calibration

for

Description:	***Sound Level Meter***
Manufacturer:	***Svantek***
Type No.:	***971 (Serial No.: 103449)***
Microphone:	***ACO 7052E (Serial No.: 78092)***
Preamplifier:	***SV 18 (Serial No.:78763)***

Submitted by:

Customer:	*Acuity Sustainability Consulting Limited*
Address:	*Unit E, 12/F, Ford Glory Plaza,*
	Nos. 37-39 Wing Hong Street,
	Cheung Sha Wan, Kowloon,
	Hong Kong

Upon receipt for calibration, the instrument was found to be:

☑ **Within (31.5Hz – 8kHz)**
☐ **Outside**

the allowable tolerance.

The test equipment used for calibration are traceable to National Standards via:
- The Government of The Hong Kong Special Administrative Region Standard & Calibration Laboratory

Date of receipt: 2 February 2023

Date of calibration: 6 February 2023

Date of NEXT calibration: 5 February 2024

Calibrated by: _____
Calibration Technician

Certified by: _____
Mr. Ng Yan Wa
Laboratory Manager

Date of issue: 6 February 2023

Certificate No.: APJ22-136-CC001

ACOUSTICS AND AIR TESTING LABORATORY CO. LTD. (A+A)*L

Room 422,Leader Industrial Centre,57-59 Au Pui Wan Street ,Fo Tan, Shatin,N.T.,Hong Kong
Tel: (852) 2668 3423 Fax:(852) 2668 6946
Homepage: http://www.aa-lab.com E-mail : inquiry@aa-lab.com

1. *Calibration Precaution:*

- The unit-under-test (UUT) was allowed to stabilize in the laboratory for over 24 hours, and switched on to warm up for over 10 minutes before the commencement of the test.
- The results presented are the mean of 3 measurements at each calibration point.

2. *Calibration Conditions:*

Air Temperature:	23.9 °C
Air Pressure:	1006 **hPa**
Relative Humidity:	47.9 %

3. *Calibration Equipment:*

	Type	Serial No.	Calibration Report Number	Traceable to
Multifunction Calibrator	B&K 4226	2288467	AV220061	HOKLAS

4. *Calibration Results*

Sound Pressure Level

Reference Sound Pressure Level

Setting of Unit-under-test (UUT)			Applied value		UUT Reading, dB	IEC 61672 Class 1 Specification, dB
Range, dB	Freq. Weighting	Time Weighting	Level, dB	Frequency, Hz		
25-124.3	dBA SPL	Fast	94	1000	94.0	±0.4

Linearity

Setting of Unit-under-test (UUT)			Applied value		UUT Reading, dB	IEC 61672 Class 1 Specification, dB
Range, dB	Freq. Weighting	Time Weighting	Level, dB	Frequency, Hz		
25-124.3	dBA SPL	Fast	94	1000	94.0	Ref
			104		104.0	±0.3
			114		114.0	±0.3

Time Weighting

Setting of Unit-under-test (UUT)			Applied value		UUT Reading, dB	IEC 61672 Class 1 Specification, dB
Range, dB	Freq. Weighting	Time Weighting	Level, dB	Frequency, Hz		
25-124.3	dBA SPL	Fast	94	1000	94.0	Ref
		Slow			94.0	±0.3

Room 422,Leader Industrial Centre,57-59 Au Pui Wan Street ,Fo Tan, Shatin,N.T.,Hong Kong
Tel: (852) 2668 3423 Fax:(852) 2668 6946
Homepage: http://www.aa-lab.com E-mail : inquiry@aa-lab.com

Frequency Response

Linear Response

Setting of Unit-under-test (UUT)			Applied value		UUT Reading, dB	IEC 61672 Class 1 Specification, dB
Range, dB	Freq. Weighting	Time Weighting	Level, dB	Frequency, Hz		
25-124.3	dB SPL	Fast	94	31.5	94.2	±2.0
				63	94.1	±1.5
				125	94.1	±1.5
				250	94.1	±1.4
				500	94.0	±1.4
				1000	94.0	Ref
				2000	93.9	±1.6
				4000	93.6	±1.6
				8000	90.9	+2.1; -3.1

A-weighting

Setting of Unit-under-test (UUT)			Applied value		UUT Reading, dB	IEC 61672 Class 1 Specification, dB
Range, dB	Freq. Weighting	Time Weighting	Level, dB	Frequency, Hz		
25-124.3	dBA SPL	Fast	94	31.5	54.8	-39.4 ±2.0
				63	68.0	-26.2 ±1.5
				125	78.0	-16.1 ±1.5
				250	85.4	-8.6 ±1.4
				500	90.8	-3.2 ±1.4
				1000	94.0	Ref
				2000	95.1	+1.2 ±1.6
				4000	94.6	+1.0 ±1.6
				8000	90.0	-1.1+2.1; -3.1

C-weighting

Setting of Unit-under-test (UUT)			Applied value		UUT Reading, dB	IEC 61672 Class 1 Specification, dB
Range, dB	Freq. Weighting	Time Weighting	Level, dB	Frequency, Hz		
25-124.3	dBC SPL	Fast	94	31.5	91.2	-3.0 ±2.0
				63	93.3	-0.8 ±1.5
				125	93.9	-0.2 ±1.5
				250	94.0	-0.0 ±1.4
				500	94.1	-0.0 ±1.4
				1000	94.0	Ref
				2000	93.7	-0.2 ±1.6
				4000	92.9	-0.8 ±1.6
				8000	88.1	−3.0 +2.1: −3.1

Room 422,Leader Industrial Centre,57-59 Au Pui Wan Street ,Fo Tan, Shatin,N.T.,Hong Kong
Tel: (852) 2668 3423 Fax:(852) 2668 6946
Homepage: http://www.aa-lab.com E-mail : inquiry@aa-lab.com

5. *Calibration Results Applied*

The results apply to the particular unit-under-test only. All calibration points are within manufacture's specification as IEC 61672 Class 1.

Uncertainties of Applied Value:

94 dB	31.5 Hz	± 0.10
	63 Hz	± 0.05
	125 Hz	± 0.05
	250 Hz	± 0.10
	500 Hz	± 0.05
	1000 Hz	± 0.05
	2000 Hz	± 0.05
	4000 Hz	± 0.05
	8000 Hz	± 0.10
104 dB	1000 Hz	± 0.05
114 dB	1000 Hz	± 0.05

The uncertainties are evaluated for a 95% confidence level.

Note:
The values given in this certification only related to the values measured at the time of the calibration and any uncertainties quoted will not allow for the equipment long-term drift, variations with environmental changes, vibration and shock during transportation, overloading, mis-handling, or the capability of any other laboratory to repeat the calibration. (A+A)*L shall not be liable for any loss or damage resulting from the use of the equipment.

Room 422,Leader Industrial Centre,57-59 Au Pui Wan Street ,Fo Tan, Shatin,N.T.,Hong Kong
Tel: (852) 2668 3423 Fax:(852) 2668 6946
Homepage: http://www.aa-lab.com E-mail : inquiry@aa-lab.com

Certificate of Calibration

for

Description:	*Sound Level Meter*
Manufacturer:	*RION*
Type No.:	*NL-52 (Serial No.: 01010876)*
Microphone:	*UC-59 (Serial No.: 24122)*
Preamplifier:	*NH-25 (Serial No.:11524)*

Submitted by:

Customer:	*Acuity Sustainability Consulting Limited*
Address:	*Unit E, 12/F, Ford Glory Plaza,*
	Nos. 37-39 Wing Hong Street,
	Cheung Sha Wan, Kowloon,

Upon receipt for calibration, the instrument was found to be:

☑ **Within (31.5Hz – 8kHz)**
☐ **Outside**

the allowable tolerance.

The test equipment used for calibration are traceable to National Standards via:
- The Government of The Hong Kong Special Administrative Region Standard & Calibration Laboratory

Date of receipt: 13 December 2023

Date of calibration: 14 December 2023

Date of NEXT calibration: 13 December 2024

Calibrated by: _____
Calibration Technician

Certified by: _____
Mr. Ng Yan Wa
Laboratory Manager

Date of issue: 14 December 2023

ACOUSTICS AND AIR TESTING LABORATORY CO. LTD. (A+A)*L

Certificate No.: APJ23-118-CC001

Room 422,Leader Industrial Centre,57-59 Au Pui Wan Street ,Fo Tan, Shatin,N.T.,Hong Kong
Tel: (852) 2668 3423 Fax:(852) 2668 6946
Homepage: http://www.aa-lab.com E-mail : inquiry@aa-lab.com

1. *Calibration Precaution:*

- The unit-under-test (UUT) was allowed to stabilize in the laboratory for over 24 hours, and switched on to warm up for over 10 minutes before the commencement of the test.
- The results presented are the mean of 3 measurements at each calibration point.

2. *Calibration Conditions:*

Air Temperature:	25.9 °C
Air Pressure:	1007 hPa
Relative Humidity:	59.8 %

3. *Calibration Equipment:*

	Type	Serial No.	Calibration Report Number	Traceable to
Multifunction Calibrator	B&K 4226	2288467	AV220061	HOKLAS

4. *Calibration Results*

Sound Pressure Level

Reference Sound Pressure Level

Setting of Unit-under-test (UUT)			Applied value		UUT Reading, dB	IEC 61672 Class 1 Specification, dB
Range, dB	Freq. Weighting	Time Weighting	Level, dB	Frequency, Hz		
30-130	dBA SPL	Fast	94	1000	94.0	±0.4

Linearity

Setting of Unit-under-test (UUT)			Applied value		UUT Reading, dB	IEC 61672 Class 1 Specification, dB
Range, dB	Freq. Weighting	Time Weighting	Level, dB	Frequency, Hz		
30-130	dBA SPL	Fast	94	1000	94.0	Ref
			104		104.0	±0.3
			114		114.0	±0.3

Time Weighting

Setting of Unit-under-test (UUT)			Applied value		UUT Reading, dB	IEC 61672 Class 1 Specification, dB
Range, dB	Freq. Weighting	Time Weighting	Level, dB	Frequency, Hz		
30-130	dBA SPL	Fast	94	1000	94.0	Ref
		Slow			94.0	±0.3

Room 422,Leader Industrial Centre,57-59 Au Pui Wan Street ,Fo Tan, Shatin,N.T.,Hong Kong
Tel: (852) 2668 3423 Fax:(852) 2668 6946
Homepage: http://www.aa-lab.com E-mail : inquiry@aa-lab.com

Frequency Response

Linear Response

Setting of Unit-under-test (UUT)			Applied value		UUT Reading, dB	IEC 61672 Class 1 Specification, dB
Range, dB	Freq. Weighting	Time Weighting	Level, dB	Frequency, Hz		
30-130	dB SPL	Fast	94	31.5	94.0	±2.0
				63	94.2	±1.5
				125	94.2	±1.5
				250	94.1	±1.4
				500	94.1	±1.4
				1000	94.0	Ref
				2000	93.5	±1.6
				4000	92.5	±1.6
				8000	90.9	+2.1; -3.1

A-weighting

Setting of Unit-under-test (UUT)			Applied value		UUT Reading, dB	IEC 61672 Class 1 Specification, dB
Range, dB	Freq. Weighting	Time Weighting	Level, dB	Frequency, Hz		
30-130	dBA SPL	Fast	94	31.5	54.6	-39.4 ±2.0
				63	68.0	-26.2 ±1.5
				125	78.1	-16.1 ±1.5
				250	85.5	-8.6 ±1.4
				500	90.9	-3.2 ±1.4
				1000	94.0	Ref
				2000	94.7	+1.2 ±1.6
				4000	93.5	+1.0 ±1.6
				8000	89.8	-1.1+2.1; -3.1

C-weighting

Setting of Unit-under-test (UUT)			Applied value		UUT Reading, dB	IEC 61672 Class 1 Specification, dB
Range, dB	Freq. Weighting	Time Weighting	Level, dB	Frequency, Hz		
30-130	dBC SPL	Fast	94	31.5	91.2	-3.0 ±2.0
				63	93.4	-0.8 ±1.5
				125	94.1	-0.2 ±1.5
				250	94.2	-0.0 ±1.4
				500	94.2	-0.0 ±1.4
				1000	94.0	Ref
				2000	93.4	-0.2 ±1.6
				4000	91.8	-0.8 ±1.6
				8000	87.9	–3.0 +2.1: –3.1

Room 422,Leader Industrial Centre,57-59 Au Pui Wan Street ,Fo Tan, Shatin,N.T.,Hong Kong
Tel: (852) 2668 3423 Fax:(852) 2668 6946
Homepage: http://www.aa-lab.com E-mail : inquiry@aa-lab.com

5. *Calibration Results Applied*

The results apply to the particular unit-under-test only. All calibration points are within manufacture's specification as IEC 61672 Class 1.

Uncertainties of Applied Value:

94 dB	31.5 Hz	± 0.10
	63 Hz	± 0.10
	125 Hz	± 0.10
	250 Hz	± 0.05
	500 Hz	± 0.05
	1000 Hz	± 0.05
	2000 Hz	± 0.10
	4000 Hz	± 0.05
	8000 Hz	± 0.10
104 dB	1000 Hz	± 0.05
114 dB	1000 Hz	± 0.05

The uncertainties are evaluated for a 95% confidence level.

Note:
The values given in this certification only related to the values measured at the time of the calibration and any uncertainties quoted will not allow for the equipment long-term drift, variations with environmental changes, vibration and shock during transportation, overloading, mis-handling, or the capability of any other laboratory to repeat the calibration. (A+A)*L shall not be liable for any loss or damage resulting from the use of the equipment.

Room 422,Leader Industrial Centre,57-59 Au Pui Wan Street ,Fo Tan, Shatin,N.T.,Hong Kong
Tel: (852) 2668 3423 Fax:(852) 2668 6946
Homepage: http://www.aa-lab.com E-mail : inquiry@aa-lab.com

Certificate of Calibration

for

Description:	***Sound Level Meter***
Manufacturer:	***RION***
Type No.:	***NL-52 (Serial No.: 01010877)***
Microphone:	***UC-59 (Serial No.: 20521)***
Preamplifier:	***NH-25 (Serial No.: 11525)***

Submitted by:

Customer:	*Acuity Sustainability Consulting Limited*
Address:	*Unit E, 12/F, Ford Glory Plaza,*
	Nos. 37-39 Wing Hong Street,
	Cheung Sha Wan, Kowloon, Hong Kong

Upon receipt for calibration, the instrument was found to be:

☑ **Within (31.5Hz – 2kHz)**
☐ **Outside**

the allowable tolerance.

The test equipment used for calibration are traceable to National Standards via:
- The Government of The Hong Kong Special Administrative Region Standard & Calibration Laboratory

Date of receipt: 16 March 2023

Date of calibration: 21 March 2023

Date of NEXT calibration: 20 March 2024

Calibrated by: _____
Calibration Technician

Certified by: _____
Mr. Ng Yan Wa
Laboratory Manager

Date of issue: **21 March 2023**

Certificate No.: APJ22-158-CC001

ACOUSTICS AND AIR TESTING LABORATORY CO. LTD. (A+A)*L

Room 422,Leader Industrial Centre,57-59 Au Pui Wan Street ,Fo Tan, Shatin,N.T.,Hong Kong
Tel: (852) 2668 3423 Fax:(852) 2668 6946
Homepage: http://www.aa-lab.com E-mail : inquiry@aa-lab.com

1. *Calibration Precaution:*

- The unit-under-test (UUT) was allowed to stabilize in the laboratory for over 24 hours, and switched on to warm up for over 10 minutes before the commencement of the test.

- The results presented are the mean of 3 measurements at each calibration point.

2. *Calibration Conditions:*

Air Temperature:	22.0 °C
Air Pressure:	1004 hPa
Relative Humidity:	62.4 %

3. *Calibration Equipment:*

	Type	Serial No.	Calibration Report Number	Traceable to
Multifunction Calibrator	B&K 4226	2288467	AV220061	HOKLAS

4. *Calibration Results*

Sound Pressure Level

Reference Sound Pressure Level

Setting of Unit-under-test (UUT)			Applied value		UUT Reading, dB	IEC 61672 Class 1 Specification, dB
Range, dB	Freq. Weighting	Time Weighting	Level, dB	Frequency, Hz		
30-130	dBA SPL	Fast	94	1000	93.9	±0.4

Linearity

Setting of Unit-under-test (UUT)			Applied value		UUT Reading, dB	IEC 61672 Class 1 Specification, dB
Range, dB	Freq. Weighting	Time Weighting	Level, dB	Frequency, Hz		
30-130	dBA SPL	Fast	94	1000	93.9	Ref
			104		103.9	±0.3
			114		113.9	±0.3

Time Weighting

Setting of Unit-under-test (UUT)			Applied value		UUT Reading, dB	IEC 61672 Class 1 Specification, dB
Range, dB	Freq. Weighting	Time Weighting	Level, dB	Frequency, Hz		
30-130	dBA SPL	Fast	94	1000	93.9	Ref
		Slow			93.9	±0.3

Room 422,Leader Industrial Centre,57-59 Au Pui Wan Street ,Fo Tan, Shatin,N.T.,Hong Kong
Tel: (852) 2668 3423 Fax:(852) 2668 6946
Homepage: http://www.aa-lab.com E-mail : inquiry@aa-lab.com

Frequency Response

Linear Response

Setting of Unit-under-test (UUT)			Applied value		UUT Reading,	IEC 61672 Class 1
Range, dB	Freq. Weighting	Time Weighting	Level, dB	Frequency, Hz	dB	Specification, dB
30-130	dB SPL	Fast	94	31.5	94.0	±2.0
				63	94.1	±1.5
				125	94.1	±1.5
				250	94.1	±1.4
				500	94.0	±1.4
				1000	93.9	Ref
				2000	93.3	±1.6

A-weighting

Setting of Unit-under-test (UUT)			Applied value		UUT Reading,	IEC 61672 Class 1
Range, dB	Freq. Weighting	Time Weighting	Level, dB	Frequency, Hz	dB	Specification, dB
30-130	dBA SPL	Fast	94	31.5	54.5	-39.4 ±2.0
				63	67.9	-26.2 ±1.5
				125	78.0	-16.1 ±1.5
				250	85.5	-8.6 ±1.4
				500	90.8	-3.2 ±1.4
				1000	93.9	Ref
				2000	94.6	+1.2 ±1.6

C-weighting

Setting of Unit-under-test (UUT)			Applied value		UUT Reading,	IEC 61672 Class 1
Range, dB	Freq. Weighting	Time Weighting	Level, dB	Frequency, Hz	dB	Specification, dB
30-130	dBC SPL	Fast	94	31.5	91.0	-3.0 ±2.0
				63	93.3	-0.8 ±1.5
				125	93.9	-0.2 ±1.5
				250	94.1	-0.0 ±1.4
				500	94.0	-0.0 ±1.4
				1000	93.9	Ref
				2000	93.2	-0.2 ±1.6

Room 422,Leader Industrial Centre,57-59 Au Pui Wan Street ,Fo Tan, Shatin,N.T.,Hong Kong
Tel: (852) 2668 3423 Fax:(852) 2668 6946
Homepage: http://www.aa-lab.com E-mail : inquiry@aa-lab.com

5. *Calibration Results Applied*

The results apply to the particular unit-under-test only. All calibration points are within manufacture's specification as IEC 61672 Class 1.

Uncertainties of Applied Value:

94 dB	31.5 Hz	± 0.10
	63 Hz	± 0.10
	125 Hz	± 0.10
	250 Hz	± 0.10
	500 Hz	± 0.05
	1000 Hz	± 0.05
	2000 Hz	± 0.05
104 dB	1000 Hz	± 0.05
114 dB	1000 Hz	± 0.05

The uncertainties are evaluated for a 95% confidence level.

Note:
The values given in this certification only related to the values measured at the time of the calibration and any uncertainties quoted will not allow for the equipment long-term drift, variations with environmental changes, vibration and shock during transportation, overloading, mis-handling, or the capability of any other laboratory to repeat the calibration. (A+A)*L shall not be liable for any loss or damage resulting from the use of the equipment.

Room 422,Leader Industrial Centre,57-59 Au Pui Wan Street ,Fo Tan, Shatin,N.T.,Hong Kong
Tel: (852) 2668 3423 Fax:(852) 2668 6946
Homepage: http://www.aa-lab.com E-mail : inquiry@aa-lab.com

Certificate of Calibration

for

Description:	***Sound Level Calibrator***
Manufacturer:	***RION***
Type No.:	***NC-75***
Serial No.:	***34724244***

Submitted by:

Customer:	*Acuity Sustainability Consulting Limited*
Address:	*Unit E, 12/F, Ford Glory Plaza,*
	Nos. 37-39 Wing Hong Street,
	Cheung Sha Wan, Kowloon,
	Hong Kong

Upon receipt for calibration, the instrument was found to be:

☑ **Within**
☐ **Outside**

the allowable tolerance.

The test equipments used for calibration are traceable to National Standards via:
- The Government of The Hong Kong Special Administrative Region Standard & Calibration Laboratory

Date of receipt: 27 July 2023

Date of calibration: 3 August 2023

Date of NEXT calibration: 2 August 2024

Calibrated by: _____
Calibration Technician

Certified by: _____
Mr. Ng Yan Wa
Laboratory Manager

Date of issue: **3 August 2023**

ACOUSTICS AND AIR TESTING LABORATORY CO. LTD. (A+A)*L

Certificate No.: APJ23-049-CC004

Room 422,Leader Industrial Centre,57-59 Au Pui Wan Street ,Fo Tan, Shatin,N.T.,Hong Kong
Tel: (852) 2668 3423 Fax:(852) 2668 6946
Homepage: http://www.aa-lab.com E-mail : inquiry@aa-lab.com

1. *Calibration Precautions:*

- The unit-under-test (UUT) was allowed to stabilize in the laboratory for over 24 hours, and switched on to warm up for over 10 minutes before the commencement of the test.

- The results presented are the mean of 3 measurements at each calibration point.

2. *Calibration Specifications:*

Calibration check

3. *Calibration Conditions:*

Air Temperature:	22.6 °C
Air Pressure:	1006 hPa
Relative Humidity:	52.9 %

4. *Calibration Equipment:*

Test Equipment	Type	Serial No.	Calibration Report Number	Traceable to
Multifunction Calibrator	B&K 4226	2288467	AV220061	HOKLAS
Sound Level Meter	RION NA-28	30721812	AV220120	HOKLAS

5. *Calibration Results*

5.1 Sound Pressure Level

Nominal value dB	Accept lower level dB	Accept upper level dB	Measured value dB
94.0	93.6	94.4	94.0

Note:
The values given in this certification only related to the values measured at the time of the calibration.

ACOUSTICS AND AIR TESTING LABORATORY (A+A) *L CO. LTD.

Room 422,Leader Industrial Centre,57-59 Au Pui Wan Street ,Fo Tan, Shatin,N.T.,Hong Kong
Tel: (852) 2668 3423 Fax:(852) 2668 6946
Homepage: http://www.aa-lab.com E-mail : inquiry@aa-lab.com

(A+A)*L Acoustics and Air Testing Laboratory Co. Ltd.
聲學及空氣測試實驗室有限公司

Certificate of Calibration

for

Description:	***Sound Level Calibrator***
Manufacturer:	***RION***
Type No.:	***NC-75***
Serial No.:	***34724245***

Submitted by:

Customer:	*Acuity Sustainability Consulting Limited*
Address:	*Unit E, 12/F, Ford Glory Plaza,*
	Nos. 37-39 Wing Hong Street,
	Cheung Sha Wan, Kowloon,
	Hong Kong

Upon receipt for calibration, the instrument was found to be:

☑ **Within**
☐ **Outside**

the allowable tolerance.

The test equipments used for calibration are traceable to National Standards via:
- The Government of The Hong Kong Special Administrative Region Standard & Calibration Laboratory

Date of receipt: 27 July 2023

Date of calibration: 3 August 2023

Date of NEXT calibration: 2 August 2024

Calibrated by: _____
Calibration Technician

Certified by: _____
Mr. Ng Yan Wa
Laboratory Manager

Date of issue: **3 August 2023**

Certificate No.: APJ23-049-CC003

Room 422,Leader Industrial Centre,57-59 Au Pui Wan Street ,Fo Tan, Shatin,N.T.,Hong Kong
Tel: (852) 2668 3423 Fax:(852) 2668 6946
Homepage: http://www.aa-lab.com E-mail : inquiry@aa-lab.com

1. *Calibration Precautions:*

- The unit-under-test (UUT) was allowed to stabilize in the laboratory for over 24 hours, and switched on to warm up for over 10 minutes before the commencement of the test.

- The results presented are the mean of 3 measurements at each calibration point.

2. *Calibration Specifications:*

Calibration check

3. *Calibration Conditions:*

Air Temperature:	22.6 °C
Air Pressure:	1006 hPa
Relative Humidity:	52.9 %

4. *Calibration Equipment:*

Test Equipment	Type	Serial No.	Calibration Report Number	Traceable to
Multifunction Calibrator	B&K 4226	2288467	AV220061	HOKLAS
Sound Level Meter	RION NA-28	30721812	AV220120	HOKLAS

5. *Calibration Results*

5.1 Sound Pressure Level

Nominal value dB	Accept lower level dB	Accept upper level dB	Measured value dB
94.0	93.6	94.4	94.0

Note:
The values given in this certification only related to the values measured at the time of the calibration.

Room 422,Leader Industrial Centre,57-59 Au Pui Wan Street ,Fo Tan, Shatin,N.T.,Hong Kong
Tel: (852) 2668 3423 Fax:(852) 2668 6946
Homepage: http://www.aa-lab.com E-mail : inquiry@aa-lab.com

專業化驗有限公司
QUALITY PRO TEST-CONSULT LIMITED
Unit 10, 5/F, Wah Wai Centre, 38-40 Au Pui Wan St., Fotan, Hong Kong
Email: info@qualityprotest.com; Website: www.qualityprotest.com
Tel: (852) 3956 8717; Fax: (852) 3956 3928

REPORT OF EQUIPMENT PERFORMANCE CHECK/ CALIBRATION

Test Report No. : R-BC090047
Date of Issue : 18 September 2023
Page No. : 1 of 2

PART A - CUSTOMER INFORMATION

Acuity Sustainability Consulting Limited
Unit E, 12/F, Ford Glory Plaza 37-39 Wing Hong Street, Cheung Sha Wan, Kowloon, Hong Kong

PART B - SAMPLE INFORMATION

Name of Equipment :	YSI ProDSS (Multi-Parameters)
Manufacturer :	YSI (a xylem brand)
Serial Number :	22D100436
Date of Received :	15 September 2023
Date of Calibration :	18 September 2023
Date of Next Calibration :	17 December 2023
Request No. :	D-BC090047

PART C - REFERENCE METHODS/ DOCUMENTS FOR THE CALIBRATION

Test Parameter	Reference Method
pH value	APHA 21e 4500-H^+ B
Temperature	Section 6 of international Accreditation New Zealand Technical Guide no. 3 Second edition March 2008: Working Thermometer Calibration Procedure
Salinity	APHA 21e 2520 B
Dissolved oxygen	APHA 23e 4500-O G (Membrane Electrode Method)
Turbidity	APHA 21e 2130 B (Nephelometric Method)

PART D - CALIBRATION RESULT

(1) pH value

Target (pH unit)	Display Reading (pH unit)	Tolerance	Result
4.00	4.08	0.08	Satisfactory
7.42	7.47	0.05	Satisfactory
10.01	9.89	-0.12	Satisfactory

Tolerance of pH value should be less than ± 0.2 (pH unit)

(2) Temperature

Reading of Ref. thermometer (°C)	Display Reading (°C)	Tolerance	Result
18	17.1	-0.4	Satisfactory
26	25.4	-0.6	Satisfactory
39	38.6	-0.4	Satisfactory

Tolerance of Temperature should be less than ± 2.0 (°C)

(3) Salinity

Expected Reading (g/L)	Display Reading (g/L)	Tolerance (%)	Result
10	10.11	1.10	Satisfactory
20	19.96	-0.20	Satisfactory
30	29.68	-1.07	Satisfactory

Tolerance of Salinity should be less than ± 10.0 (%)

--- CONTINUED ON NEXT PAGE ---

AUTHORIZED SIGNATORY:

LEE Chun-ning
Assistant Manager

This report shall not be reproduced unless with prior written approval from this laboratory

專業化驗有限公司
QUALITY PRO TEST-CONSULT LIMITED
Unit 10, 5/F, Wah Wai Centre, 38-40 Au Pui Wan St., Fotan, Hong Kong
Email: info@qualityprotest.com; Website: www.qualityprotest.com
Tel: (852) 3956 8717; Fax: (852) 3956 3928

REPORT OF EQUIPMENT PERFORMANCE CHECK/ CALIBRATION

Test Report No. : R-BC090047
Date of Issue : 18 September 2023

(4) Dissolved oxygen

Expected Reading (mg/L)	Display Reading (mg/L)	Tolerance	Result
7.79	8.14	0.35	Satisfactory
5.91	6.08	0.17	Satisfactory
3.85	3.78	-0.07	Satisfactory
1.70	1.29	-0.41	Satisfactory

Tolerance of Dissolved oxygen should be less than ± 0.5 (mg/L)

(5) Turbidity

Expected Reading (NTU)	Display Reading (NTU)	Tolerance (%)	Result
0	0.50	--	Satisfactory
10	10.87	8.70	Satisfactory
20	19.43	-2.90	Satisfactory
100	97.00	-3.00	Satisfactory
800	786.27	-1.70	Satisfactory

Tolerance of Turbidity should be less than ± 10.0 (%)

Remark(s)

·The "Date of Next Calibration" is recommended according to best practice principals as practiced by QPT or quoted form relevant international standards.

·The results relate only to the calibrated equipment as received

·The performance of the equipment stated in this report is checked with independent reference material and results compared against a calibrated secondary source.

·"Displayed Reading" denotes the figure shown on item under calibration/ checking regardless of equipment precision or significant figures.

·The "Tolerance Limit" mentioned is the acceptance criteria applicable for similar equipment used by Quality Pro Test-Consult Ltd. or quoted form relevant international standards.

--- END OF REPORT ---

This report shall not be reproduced unless with prior written approval from this laboratory

專業化驗有限公司
QUALITY PRO TEST-CONSULT LIMITED
Unit 10, 5/F, Wah Wai Centre, 38-40 Au Pui Wan St., Fotan, Hong Kong
Email: info@qualityprotest.com; Website: www.qualityprotest.com
Tel: (852) 3956 8717; Fax: (852) 3956 3928

REPORT OF EQUIPMENT PERFORMANCE CHECK/ CALIBRATION

Test Report No. : R-BC100051
Date of Issue : 24 October 2023

PART A - CUSTOMER INFORMATION

Acuity Sustainability Consulting Limited
Unit E, 12/F, Ford Glory Plaza 37-39 Wing Hong Street, Cheung Sha Wan, Kowloon, Hong Kong

PART B - SAMPLE INFORMATION

Name of Equipment :	YSI ProDSS (Multi-Parameters)
Manufacturer :	YSI (a xylem brand)
Serial Number :	22C106561
Date of Received :	19 October 2023
Date of Calibration :	24 October 2023
Date of Next Calibration :	23 January 2024
Request No. :	D-BC100051

PART C - REFERENCE METHODS/ DOCUMENTS FOR THE CALIBRATION

Test Parameter	Reference Method
pH value	APHA 21e 4500-H^+ B
Temperature	Section 6 of international Accreditation New Zealand Technical Guide no. 3 Second edition March 2008: Working Thermometer Calibration Procedure
Salinity	APHA 21e 2520 B
Dissolved oxygen	APHA 23e 4500-O G (Membrane Electrode Method)
Turbidity	APHA 21e 2130 B (Nephelometric Method)

PART D - CALIBRATION RESULT

(1) pH value

Target (pH unit)	Display Reading (pH unit)	Tolerance	Result
4.00	4.09	0.09	Satisfactory
7.42	7.46	0.04	Satisfactory
10.01	10.08	0.07	Satisfactory

Tolerance of pH value should be less than ± 0.2 (pH unit)

(2) Temperature

Reading of Ref. thermometer (°C)	Display Reading (°C)	Tolerance	Result
16	15.6	-0.4	Satisfactory
23	22.1	-0.9	Satisfactory
38	36.9	-1.1	Satisfactory

Tolerance of Temperature should be less than ± 2.0 (°C)

(3) Salinity

Expected Reading (g/L)	Display Reading (g/L)	Tolerance (%)	Result
10	10.01	0.10	Satisfactory
20	20.63	3.15	Satisfactory
30	31.63	5.43	Satisfactory

Tolerance of Salinity should be less than ± 10.0 (%)

--- CONTINUED ON NEXT PAGE ---

AUTHORIZED SIGNATORY:

LEE Chun-ning
Assistant Manager

This report shall not be reproduced unless with prior written approval from this laboratory

專業化驗有限公司
QUALITY PRO TEST-CONSULT LIMITED
Unit 10, 5/F, Wah Wai Centre, 38-40 Au Pui Wan St., Fotan, Hong Kong
Email: info@qualityprotest.com; Website: www.qualityprotest.com
Tel: (852) 3956 8717; Fax: (852) 3956 3928

REPORT OF EQUIPMENT PERFORMANCE CHECK/ CALIBRATION

Test Report No. : R-BC100051
Date of Issue : 24 October 2023

(4) Dissolved oxygen

Expected Reading (mg/L)	Display Reading (mg/L)	Tolerance	Result
8.17	8.55	0.38	Satisfactory
5.47	5.83	0.36	Satisfactory
1.43	1.21	-0.22	Satisfactory
0.05	0.27	0.22	Satisfactory

Tolerance of Dissolved oxygen should be less than ± 0.5 (mg/L)

(5) Turbidity

Expected Reading (NTU)	Display Reading (NTU)	Tolerance (%)	Result
0	0.79	--	Satisfactory
10	9.66	-3.4	Satisfactory
20	18.21	-9.0	Satisfactory
100	97.55	-2.5	Satisfactory
800	753.80	-5.8	Satisfactory

Tolerance of Turbidity should be less than ± 10.0 (%)

Remark(s)

·The "Date of Next Calibration" is recommended according to best practice principals as practiced by QPT or quoted form relevant international standards.

·The results relate only to the calibrated equipment as received

·The performance of the equipment stated in this report is checked with independent reference material and results compared against a calibrated secondary source.

·"Displayed Reading" denotes the figure shown on item under calibration/ checking regardless of equipment precision or significant figures.

·The "Tolerance Limit" mentioned is the acceptance criteria applicable for similar equipment used by Quality Pro Test-Consult Ltd. or quoted form relevant international standards.

--- END OF REPORT ---

This report shall not be reproduced unless with prior written approval from this laboratory

Appendix 3 Baseline Monitoring Data

Appendix 3-1 Baseline Noise Monitoring Data – 07:00 - 19:00 at HC_M3A

Station: HC_M3A

Remark: *For Free Field measurement, +3 dB(A) was added to the measured results.

Date	Start Time	Leq (5mins)	Leq (5mins)*	Leq (30mins)	L10 (5mins)	L10 (5mins)*	L90 (5mins)	L90 (5mins)*
20/12/2023	12:17	70.1	73.1		72.0	75.0	68.1	71.1
20/12/2023	12:22	70.8	73.8		71.8	74.8	68.5	71.5
20/12/2023	12:27	70.6	73.6	73.0	73.0	76.0	68.1	71.1
20/12/2023	12:32	71.2	74.2		74.9	77.9	69.5	72.5
20/12/2023	12:37	68.8	71.8		71.8	74.8	65.3	68.3
20/12/2023	12:42	67.9	70.9		70.3	73.3	65.7	68.7
20/12/2023	12:47	68.8	71.8		70.5	73.5	66.7	69.7
20/12/2023	12:52	70.1	73.1		72.7	75.7	67.8	70.8
20/12/2023	12:57	67.4	70.4	72.2	70.7	73.7	66.1	69.1
20/12/2023	13:02	69.6	72.6		72.1	75.1	66.6	69.6
20/12/2023	13:07	69.7	72.7		72.6	75.6	66.9	69.9
20/12/2023	13:12	69.0	72.0		71.8	74.8	66.7	69.7
20/12/2023	13:17	70.8	73.8		72.6	75.6	67.9	70.9
20/12/2023	13:22	68.7	71.7		69.8	72.8	65.2	68.2
20/12/2023	13:27	69.6	72.6	72.1	71.2	74.2	68.0	71.0
20/12/2023	13:32	66.9	69.9		70.1	73.1	65.0	68.0
20/12/2023	13:37	69.3	72.3		71.9	74.9	66.6	69.6
20/12/2023	13:42	68.0	71.0		70.2	73.2	66.3	69.3
20/12/2023	13:47	69.9	72.9		71.6	74.6	68.9	71.9
20/12/2023	13:52	69.8	72.8		72.6	75.6	68.3	71.3
20/12/2023	13:57	69.0	72.0	72.6	71.7	74.7	65.9	68.9
20/12/2023	14:02	66.3	69.3		69.7	72.7	63.1	66.1
20/12/2023	14:07	69.7	72.7		72.2	75.2	68.4	71.4
20/12/2023	14:12	71.5	74.5		74.5	77.5	70.0	73.0
20/12/2023	14:17	66.5	69.5		69.7	72.7	64.2	67.2
20/12/2023	14:22	67.5	70.5		70.9	73.9	66.0	69.0
20/12/2023	14:27	71.4	74.4	72.1	73.0	76.0	69.5	72.5
20/12/2023	14:32	69.0	72.0		72.7	75.7	65.3	68.3
20/12/2023	14:37	70.2	73.2		73.4	76.4	68.3	71.3
20/12/2023	14:42	67.9	70.9		69.1	72.1	65.2	68.2
20/12/2023	14:47	70.3	73.3		71.3	74.3	67.2	70.2
20/12/2023	14:52	70.0	73.0		73.2	76.2	66.5	69.5
20/12/2023	14:57	68.7	71.7	72.4	71.2	74.2	67.7	70.7
20/12/2023	15:02	67.9	70.9		69.9	72.9	66.8	69.8
20/12/2023	15:07	68.4	71.4		70.9	73.9	64.8	67.8
20/12/2023	15:12	70.2	73.2		71.5	74.5	66.6	69.6
20/12/2023	15:17	69.7	72.7		73.2	76.2	67.7	70.7
20/12/2023	15:22	70.2	73.2		71.2	74.2	67.4	70.4
20/12/2023	15:27	68.7	71.7	72.7	69.7	72.7	66.8	69.8
20/12/2023	15:32	66.5	69.5		68.8	71.8	64.3	67.3
20/12/2023	15:37	71.2	74.2		72.8	75.8	70.2	73.2
20/12/2023	15:42	70.7	73.7		73.1	76.1	67.8	70.8
20/12/2023	15:47	67.2	70.2		69.4	72.4	65.8	68.8
20/12/2023	15:52	70.1	73.1		72.4	75.4	67.4	70.4
20/12/2023	15:57	70.0	73.0	72.9	71.6	74.6	67.7	70.7
20/12/2023	16:02	71.1	74.1		74.6	77.6	68.8	71.8
20/12/2023	16:07	71.5	74.5		73.6	76.6	68.8	71.8
20/12/2023	16:12	67.5	70.5		70.1	73.1	65.9	68.9
20/12/2023	16:17	68.1	71.1		70.9	73.9	65.8	68.8
20/12/2023	16:22	69.5	72.5		70.9	73.9	67.6	70.6
20/12/2023	16:27	66.6	69.6	71.1	68.5	71.5	63.7	66.7
20/12/2023	16:32	67.1	70.1		69.5	72.5	63.5	66.5
20/12/2023	16:37	68.8	71.8		71.9	74.9	67.2	70.2
20/12/2023	16:42	67.6	70.6		70.1	73.1	64.3	67.3
20/12/2023	16:47	68.1	71.1		71.2	74.2	67.0	70.0
20/12/2023	16:52	66.9	69.9		68.5	71.5	64.0	67.0
20/12/2023	16:57	69.7	72.7	71.5	70.8	73.8	67.7	70.7
20/12/2023	17:02	68.4	71.4		71.3	74.3	65.9	68.9
20/12/2023	17:07	69.9	72.9		72.0	75.0	68.1	71.1
20/12/2023	17:12	67.4	70.4		69.3	72.3	65.8	68.8
20/12/2023	17:17	68.5	71.5		70.2	73.2	65.3	68.3
20/12/2023	17:22	71.3	74.3	73.3	73.8	76.8	69.0	72.0
20/12/2023	17:27	71.7	74.7		74.3	77.3	70.1	73.1
20/12/2023	17:32	68.2	71.2		71.0	74.0	66.7	69.7
20/12/2023	17:37	69.4	72.4		71.8	74.8	66.3	69.3
20/12/2023	17:42	71.1	74.1		73.6	76.6	68.4	71.4
20/12/2023	17:47	68.9	71.9		71.3	74.3	65.9	68.9
20/12/2023	17:52	71.1	74.1		72.7	75.7	69.7	72.7
20/12/2023	17:57	69.6	72.6	72.5	71.1	74.1	67.3	70.3
20/12/2023	18:02	68.1	71.1		69.6	72.6	64.5	67.5
20/12/2023	18:07	69.2	72.2		72.8	75.8	67.5	70.5
20/12/2023	18:12	69.5	72.5		72.2	75.2	65.9	68.9
20/12/2023	18:17	70.5	73.5		72.9	75.9	68.8	71.8
20/12/2023	18:22	71.3	74.3	72.6	75.0	78.0	68.5	71.5
20/12/2023	18:27	71.1	74.1		72.7	75.7	67.2	70.2
20/12/2023	18:32	67.4	70.4		69.0	72.0	63.9	66.9
20/12/2023	18:37	66.8	69.8		68.7	71.7	64.9	67.9
20/12/2023	18:42	68.0	71.0		69.7	72.7	66.2	69.2
20/12/2023	18:47	68.4	71.4		71.9	74.9	64.9	67.9
20/12/2023	18:52	70.6	73.6		72.6	75.6	67.5	70.5
20/12/2023	18:57	67.2	70.2		70.6	73.6	64.4	67.4
			Mean	72.4				
			Maximum	73.3				
			Minimum	71.1				

Date	Start Time	Leq (5mins)	Leq (5mins)*	Leq (30mins)	L10 (5mins)	L10 (5mins)*	L90 (5mins)	L90 (5mins)*
21/12/2023	07:02	62.5	65.5		63.6	66.6	60.2	63.2
21/12/2023	07:07	65.7	68.7		67.1	70.1	64.2	67.2
21/12/2023	07:12	63.1	66.1	67.3	64.9	67.9	62.1	65.1
21/12/2023	07:17	62.9	65.9		63.9	66.9	61.4	64.4
21/12/2023	07:22	63.8	66.8		65.5	68.5	62.4	65.4
21/12/2023	07:27	66.3	69.3		68.8	71.8	64.3	67.3
21/12/2023	07:32	66.1	69.1		68.2	71.2	64.0	67.0
21/12/2023	07:37	67.1	70.1		68.0	71.0	65.7	68.7
21/12/2023	07:42	65.5	68.5	69.2	67.5	70.5	63.2	66.2
21/12/2023	07:47	65.3	68.3		68.1	71.1	62.3	65.3
21/12/2023	07:52	66.9	69.9		70.1	73.1	63.0	66.0
21/12/2023	07:57	65.9	68.9		68.1	71.1	62.6	65.6
21/12/2023	08:02	65.8	68.8		68.4	71.4	64.1	67.1
21/12/2023	08:07	67.1	70.1		71.2	74.2	65.0	68.0
21/12/2023	08:12	66.2	69.2	69.3	67.5	70.5	62.2	65.2
21/12/2023	08:17	65.7	68.7		67.7	70.7	62.2	65.2
21/12/2023	08:22	66.0	69.0		67.4	70.4	62.9	65.9
21/12/2023	08:27	66.7	69.7		68.4	71.4	65.0	68.0
21/12/2023	08:32	67.4	70.4		69.2	72.2	65.0	68.0
21/12/2023	08:37	68.1	71.1		70.3	73.3	65.0	68.0
21/12/2023	08:42	67.1	70.1	70.2	69.0	72.0	64.2	67.2
21/12/2023	08:47	66.4	69.4		69.4	72.4	64.6	67.6
21/12/2023	08:52	67.1	70.1		70.7	73.7	65.3	68.3
21/12/2023	08:57	67.2	70.2		70.3	73.3	63.1	66.1
21/12/2023	09:02	68.3	71.3		70.7	73.7	66.0	69.0
21/12/2023	09:07	67.7	70.7		70.6	73.6	66.2	69.2
21/12/2023	09:12	66.4	69.4	70.6	69.0	72.0	63.5	66.5
21/12/2023	09:17	68.0	71.0		71.6	74.6	65.5	68.5
21/12/2023	09:22	68.3	71.3		70.5	73.5	65.6	68.6
21/12/2023	09:27	66.5	69.5		69.1	72.1	63.7	66.7
21/12/2023	09:32	67.4	70.4		71.1	74.1	63.3	66.3
21/12/2023	09:37	66.8	69.8		70.6	73.6	63.7	66.7
21/12/2023	09:42	67.6	70.6	70.5	70.0	73.0	65.3	68.3
21/12/2023	09:47	66.5	69.5		70.9	73.9	64.0	67.0
21/12/2023	09:52	68.1	71.1		72.5	75.5	64.7	67.7
21/12/2023	09:57	68.2	71.2		71.2	74.2	66.2	69.2
21/12/2023	10:02	68.1	71.1		71.0	74.0	64.1	67.1
21/12/2023	10:07	67.1	70.1		71.3	74.3	64.6	67.6
21/12/2023	10:12	68.3	71.3	70.9	71.7	74.7	64.5	67.5
21/12/2023	10:17	67.6	70.6		69.6	72.6	64.1	67.1
21/12/2023	10:22	67.2	70.2		69.7	72.7	63.3	66.3
21/12/2023	10:27	68.6	71.6		71.5	74.5	64.7	67.7
21/12/2023	10:32	67.5	70.5		70.1	73.1	64.4	67.4
21/12/2023	10:37	66.2	69.2		70.0	73.0	63.9	66.9
21/12/2023	10:42	70.9	73.9	71.4	74.8	77.8	68.3	71.3
21/12/2023	10:47	68.0	71.0		71.8	74.8	64.2	67.2
21/12/2023	10:52	66.2	69.2		68.9	71.9	64.4	67.4
21/12/2023	10:57	69.4	72.4		73.6	76.6	65.0	68.0
21/12/2023	11:02	68.4	71.4		72.4	75.4	65.9	68.9
21/12/2023	11:07	67.1	70.1		69.6	72.6	62.9	65.9
21/12/2023	11:12	70.2	73.2	71.7	74.2	77.2	67.4	70.4
21/12/2023	11:17	68.5	71.5		72.2	75.2	65.0	68.0
21/12/2023	11:22	66.7	69.7		69.8	72.8	64.0	67.0
21/12/2023	11:27	70.2	73.2		73.4	76.4	67.8	70.8
21/12/2023	11:32	69.1	72.1		71.8	74.8	65.4	68.4
21/12/2023	11:37	70.6	73.6		74.2	77.2	68.7	71.7
21/12/2023	11:42	70.0	73.0	72.4	73.7	76.7	66.7	69.7
21/12/2023	11:47	70.7	73.7		75.0	78.0	68.0	71.0
21/12/2023	11:52	66.9	69.9		68.8	71.8	64.5	67.5
21/12/2023	11:57	67.5	70.5		70.3	73.3	63.7	66.7
21/12/2023	12:02	68.9	71.9		72.4	75.4	66.5	69.5
21/12/2023	12:07	70.5	73.5		74.2	77.2	68.5	71.5
21/12/2023	12:12	67.8	70.8	72.1	68.9	71.9	65.5	68.5
21/12/2023	12:17	69.9	72.9		73.5	76.5	66.3	69.3
21/12/2023	12:22	67.3	70.3		69.7	72.7	64.2	67.2
21/12/2023	12:27	69.1	72.1		71.3	74.3	66.8	69.8
21/12/2023	12:32	70.2	73.2		73.3	76.3	68.4	71.4
21/12/2023	12:37	66.7	69.7		69.5	72.5	64.1	67.1
21/12/2023	12:42	70.9	73.9	73.1	72.0	75.0	68.1	71.1
21/12/2023	12:47	70.9	73.9		72.3	75.3	68.2	71.2
21/12/2023	12:52	71.0	74.0		72.0	75.0	67.4	70.4
21/12/2023	12:57	69.5	72.5		71.3	74.3	66.3	69.3
21/12/2023	13:02	71.6	74.6		74.8	77.8	68.3	71.3
21/12/2023	13:07	70.8	73.8		72.9	75.9	69.1	72.1
21/12/2023	13:12	68.2	71.2	72.7	70.2	73.2	65.7	68.7
21/12/2023	13:17	68.5	71.5		69.6	72.6	65.7	68.7
21/12/2023	13:22	67.5	70.5		69.5	72.5	66.3	69.3
21/12/2023	13:27	70.2	73.2		72.3	75.3	67.3	70.3
21/12/2023	13:32	70.5	73.5		73.9	76.9	69.2	72.2
21/12/2023	13:37	70.3	73.3	73.3	72.7	75.7	69.3	72.3
21/12/2023	13:42	70.5	73.5		73.6	76.6	69.2	72.2
21/12/2023	13:47	71.2	74.2		74.6	77.6	69.4	72.4
21/12/2023	13:52	70.8	73.8		71.8	74.8	67.9	70.9
21/12/2023	13:57	68.1	71.1		69.6	72.6	64.6	67.6
21/12/2023	14:02	68.4	71.4		70.9	73.9	65.7	68.7
21/12/2023	14:07	67.3	70.3		69.6	72.6	65.9	68.9
21/12/2023	14:12	67.4	70.4	72.4	70.4	73.4	65.6	68.6
21/12/2023	14:17	70.5	73.5		74.1	77.1	69.4	72.4
21/12/2023	14:22	70.1	73.1		73.7	76.7	67.6	70.6
21/12/2023	14:27	71.2	74.2		72.2	75.2	68.0	71.0
21/12/2023	14:32	70.2	73.2		71.7	74.7	66.9	69.9
21/12/2023	14:37	66.9	69.9		68.0	71.0	65.6	68.6
21/12/2023	14:42	67.4	70.4	71.6	69.4	72.4	65.1	68.1
21/12/2023	14:47	68.2	71.2		70.1	73.1	65.6	68.6
21/12/2023	14:52	69.9	72.9		72.6	75.6	67.2	70.2
21/12/2023	14:57	68.2	71.2		71.0	74.0	65.2	68.2
21/12/2023	15:02	66.6	69.6		69.8	72.8	62.9	65.9
21/12/2023	15:07	68.4	71.4		72.0	75.0	65.0	68.0
21/12/2023	15:12	69.7	72.7	71.6	72.7	75.7	68.1	71.1
21/12/2023	15:17	71.1	74.1		73.6	76.6	67.8	70.8
21/12/2023	15:22	67.0	70.0		68.8	71.8	65.3	68.3
21/12/2023	15:27	66.9	69.9		68.3	71.3	65.7	68.7
21/12/2023	15:32	66.3	69.3		69.8	72.8	65.2	68.2
21/12/2023	15:37	70.4	73.4		72.2	75.2	67.5	70.5
21/12/2023	15:42	69.8	72.8	72.1	71.2	74.2	67.6	70.6
21/12/2023	15:47	66.7	69.7		69.1	72.1	65.2	68.2
21/12/2023	15:52	69.9	72.9		71.8	74.8	66.2	69.2
21/12/2023	15:57	69.8	72.8		72.5	75.5	66.8	69.8
21/12/2023	16:02	68.0	71.0		70.2	73.2	65.1	68.1
21/12/2023	16:07	67.4	70.4		70.9	73.9	64.3	67.3
21/12/2023	16:12	67.8	70.8	71.3	69.9	72.9	66.8	69.8
21/12/2023	16:17	67.3	70.3		69.3	72.3	65.9	68.9
21/12/2023	16:22	68.3	71.3		71.3	74.3	66.9	69.9
21/12/2023	16:27	70.1	73.1		71.2	74.2	68.9	71.9
21/12/2023	16:32	70.0	73.0		73.4	76.4	68.5	71.5
21/12/2023	16:37	68.3	71.3		71.2	74.2	66.5	69.5
21/12/2023	16:42	69.8	72.8	72.4	73.2	76.2	66.2	69.2
21/12/2023	16:47	69.1	72.1		70.7	73.7	65.9	68.9
21/12/2023	16:52	69.3	72.3		71.5	74.5	65.6	68.6
21/12/2023	16:57	69.7	72.7		71.3	74.3	67.4	70.4
21/12/2023	17:02	70.4	73.4		73.7	76.7	69.3	72.3
21/12/2023	17:07	69.1	72.1		71.7	74.7	67.4	70.4
21/12/2023	17:12	70.2	73.2	73.2	73.3	76.3	68.5	71.5
21/12/2023	17:17	69.9	72.9		72.6	75.6	66.9	69.9
21/12/2023	17:22	71.7	74.7		75.2	78.2	70.4	73.4
21/12/2023	17:27	69.5	72.5		71.4	74.4	66.9	69.9
21/12/2023	17:32	71.2	74.2		74.6	77.6	69.2	72.2
21/12/2023	17:37	70.1	73.1		71.8	74.8	68.3	71.3
21/12/2023	17:42	66.9	69.9	72.2	69.1	72.1	65.0	68.0
21/12/2023	17:47	70.7	73.7		73.9	76.9	67.8	70.8
21/12/2023	17:52	66.9	69.9		69.5	72.5	64.7	67.7
21/12/2023	17:57	66.9	69.9		70.1	73.1	63.4	66.4
21/12/2023	18:02	71.3	74.3		72.8	75.8	69.0	72.0
21/12/2023	18:07	70.8	73.8		72.2	75.2	69.4	72.4
21/12/2023	18:12	70.5	73.5	73.9	72.9	75.9	68.8	71.8
21/12/2023	18:17	70.2	73.2		73.9	76.9	67.8	70.8
21/12/2023	18:22	70.8	73.8		74.1	77.1	67.8	70.8
21/12/2023	18:27	71.4	74.4		74.9	77.9	69.6	72.6
21/12/2023	18:32	67.7	70.7		70.0	73.0	66.2	69.2
21/12/2023	18:37	67.8	70.8		69.4	72.4	65.3	68.3
21/12/2023	18:42	67.8	70.8	71.8	70.1	73.1	64.3	67.3
21/12/2023	18:47	68.6	71.6		72.3	75.3	65.8	68.8
21/12/2023	18:52	71.1	74.1		72.6	75.6	69.1	72.1
21/12/2023	18:57	68.8	71.8		70.8	73.8	65.1	68.1
				Mean	71.5			
				Maximum	73.9			
				Minimum	67.3			

Station: HC_M3A

Remark: *For Free Field measurement, +3 dB(A) was added to the measured results.

Date	Start Time	Leq (5mins)	Leq (5mins)*	Leq (30mins)	L10 (5mins)	L10 (5mins)*	L90 (5mins)	L90 (5mins)*
22/12/2023	07:02	64.3	67.3		65.3	68.3	62.1	65.1
22/12/2023	07:07	63.7	66.7		65.6	68.6	61.7	64.7
22/12/2023	07:12	63.4	66.4	67.0	64.8	67.8	62.4	65.4
22/12/2023	07:17	64.2	67.2		65.7	68.7	62.2	65.2
22/12/2023	07:22	63.0	66.0		65.0	68.0	60.8	63.8
22/12/2023	07:27	65.2	68.2		66.2	69.2	64.1	67.1
22/12/2023	07:32	66.2	69.2		67.0	70.0	65.3	68.3
22/12/2023	07:37	66.6	69.6		68.1	71.1	62.7	65.7
22/12/2023	07:42	66.3	69.3	69.5	69.1	72.1	62.9	65.9
22/12/2023	07:47	66.7	69.7		69.1	72.1	64.6	67.6
22/12/2023	07:52	67.3	70.3		69.5	72.5	65.1	68.1
22/12/2023	07:57	66.0	69.0		68.1	71.1	62.3	65.3
22/12/2023	08:02	65.3	68.3		68.5	71.5	62.2	65.2
22/12/2023	08:07	66.1	69.1		67.5	70.5	64.4	67.4
22/12/2023	08:12	66.7	69.7	69.2	69.3	72.3	64.9	67.9
22/12/2023	08:17	66.2	69.2		69.1	72.1	64.3	67.3
22/12/2023	08:22	66.7	69.7		70.6	73.6	62.7	65.7
22/12/2023	08:27	65.8	68.8		67.7	70.7	62.2	65.2
22/12/2023	08:32	66.3	69.3		68.3	71.3	64.1	67.1
22/12/2023	08:37	67.1	70.1		70.0	73.0	63.8	66.8
22/12/2023	08:42	68.3	71.3	70.0	69.9	72.9	64.3	67.3
22/12/2023	08:47	66.2	69.2		70.3	73.3	62.3	65.3
22/12/2023	08:52	67.4	70.4		71.3	74.3	63.6	66.6
22/12/2023	08:57	66.6	69.6		69.3	72.3	62.9	65.9
22/12/2023	09:02	66.6	69.6		69.6	72.6	62.5	65.5
22/12/2023	09:07	67.6	70.6		69.0	72.0	65.4	68.4
22/12/2023	09:12	67.8	70.8	70.3	71.6	74.6	63.8	66.8
22/12/2023	09:17	67.6	70.6		69.6	72.6	63.8	66.8
22/12/2023	09:22	66.2	69.2		68.7	71.7	62.8	65.8
22/12/2023	09:27	67.7	70.7		70.0	73.0	63.7	66.7
22/12/2023	09:32	66.9	69.9		68.9	71.9	62.9	65.9
22/12/2023	09:37	68.1	71.1		71.3	74.3	65.3	68.3
22/12/2023	09:42	68.2	71.2	70.7	71.9	74.9	64.1	67.1
22/12/2023	09:47	68.0	71.0		69.8	72.8	65.5	68.5
22/12/2023	09:52	68.0	71.0		70.0	73.0	65.9	68.9
22/12/2023	09:57	67.1	70.1		70.7	73.7	63.3	66.3
22/12/2023	10:02	67.5	70.5		70.1	73.1	63.4	66.4
22/12/2023	10:07	67.9	70.9		70.8	73.8	66.0	69.0
22/12/2023	10:12	68.1	71.1	71.1	71.8	74.8	65.6	68.6
22/12/2023	10:17	67.0	70.0		70.0	73.0	62.8	65.8
22/12/2023	10:22	67.5	70.5		70.0	73.0	64.5	67.5
22/12/2023	10:27	69.8	72.8		72.1	75.1	65.5	68.5
22/12/2023	10:32	66.9	69.9		69.1	72.1	64.3	67.3
22/12/2023	10:37	68.7	71.7		70.6	73.6	65.3	68.3
22/12/2023	10:42	67.6	70.6	71.5	69.6	72.6	63.7	66.7
22/12/2023	10:47	67.4	70.4		69.6	72.6	64.5	67.5
22/12/2023	10:52	70.4	73.4		74.7	77.7	68.1	71.1
22/12/2023	10:57	69.0	72.0		72.5	75.5	65.2	68.2
22/12/2023	11:02	70.7	73.7		74.7	77.7	67.7	70.7
22/12/2023	11:07	70.0	73.0		73.8	76.8	66.1	69.1
22/12/2023	11:12	70.1	73.1		72.4	75.4	67.4	70.4
22/12/2023	11:17	68.0	71.0		71.2	74.2	64.9	67.9
22/12/2023	11:22	66.6	69.6		70.5	73.5	63.1	66.1
22/12/2023	11:33	70.3	73.3		74.7	77.7	67.2	70.2
22/12/2023	11:38	67.7	70.7		70.7	73.7	65.0	68.0
22/12/2023	11:43	69.9	72.9	72.4	71.9	74.9	66.7	69.7
22/12/2023	11:48	67.3	70.3		71.4	74.4	65.5	68.5
22/12/2023	11:53	70.1	73.1		71.9	74.9	66.8	69.8
22/12/2023	11:58	70.1	73.1		73.5	76.5	67.8	70.8
22/12/2023	12:03	66.8	69.8		69.6	72.6	62.8	65.8
22/12/2023	12:08	70.5	73.5		72.8	75.8	68.2	71.2
22/12/2023	12:13	68.7	71.7	72.3	70.4	73.4	65.1	68.1
22/12/2023	12:18	70.8	73.8		72.5	75.5	68.4	71.4
22/12/2023	12:23	69.1	72.1		70.9	73.9	66.9	69.9
22/12/2023	12:28	68.6	71.6		70.5	73.5	67.2	70.2
22/12/2023	12:33	66.7	69.7		69.7	72.7	64.7	67.7
22/12/2023	12:38	71.1	74.1		73.6	76.6	69.4	72.4
22/12/2023	12:43	71.1	74.1	72.8	72.6	75.6	68.3	71.3
22/12/2023	12:48	69.8	72.8		71.3	74.3	68.6	71.6
22/12/2023	12:53	70.1	73.1		72.0	75.0	68.3	71.3
22/12/2023	12:58	68.5	71.5		70.4	73.4	65.8	68.8
22/12/2023	13:03	69.0	72.0		71.0	74.0	66.3	69.3
22/12/2023	13:08	71.3	74.3		73.7	76.7	67.9	70.9
22/12/2023	13:13	69.1	72.1	72.8	70.4	73.4	67.0	70.0
22/12/2023	13:18	69.3	72.3		72.4	75.4	65.8	68.8
22/12/2023	13:23	70.3	73.3		72.6	75.6	66.8	69.8
22/12/2023	13:28	69.4	72.4		71.4	74.4	66.9	69.9
22/12/2023	13:33	68.1	71.1		70.3	73.3	66.8	69.8
22/12/2023	13:38	69.1	72.1		70.6	73.6	67.8	70.8
22/12/2023	13:43	66.3	69.3	71.7	68.4	71.4	65.2	68.2
22/12/2023	13:48	69.4	72.4		72.9	75.9	67.3	70.3
22/12/2023	13:53	70.0	73.0		72.5	75.5	67.2	70.2
22/12/2023	13:58	68.7	71.7		71.2	74.2	67.1	70.1
22/12/2023	14:03	69.7	72.7		72.2	75.2	66.6	69.6
22/12/2023	14:08	69.0	72.0		71.3	74.3	67.2	70.2
22/12/2023	14:13	66.4	69.4	71.5	67.6	70.6	64.3	67.3
22/12/2023	14:18	70.4	73.4		71.5	74.5	67.0	70.0
22/12/2023	14:23	67.2	70.2		69.8	72.8	63.5	66.5
22/12/2023	14:28	66.5	69.5		68.0	71.0	63.6	66.6
22/12/2023	14:33	71.0	74.0		72.2	75.2	67.6	70.6
22/12/2023	14:38	69.2	72.2		71.8	74.8	65.5	68.5
22/12/2023	14:43	67.8	70.8	72.0	70.5	73.5	65.5	68.5
22/12/2023	14:48	67.0	70.0		70.6	73.6	65.9	68.9
22/12/2023	14:53	69.0	72.0		72.2	75.2	67.3	70.3
22/12/2023	14:58	69.0	72.0		70.5	73.5	67.7	70.7
22/12/2023	15:03	70.8	73.8		72.8	75.8	68.7	71.7
22/12/2023	15:08	69.9	72.9		72.1	75.1	66.9	69.9
22/12/2023	15:13	67.9	70.9	73.1	69.7	72.7	64.7	67.7
22/12/2023	15:18	71.2	74.2		73.2	76.2	68.9	71.9
22/12/2023	15:23	70.7	73.7		72.8	75.8	68.8	71.8
22/12/2023	15:28	69.4	72.4		71.0	74.0	67.9	70.9
22/12/2023	15:33	69.4	72.4		72.7	75.7	67.6	70.6
22/12/2023	15:38	69.8	72.8		71.1	74.1	66.3	69.3
22/12/2023	15:43	71.6	74.6	72.2	75.2	78.2	69.3	72.3
22/12/2023	15:48	68.1	71.1		70.7	73.7	65.3	68.3
22/12/2023	15:53	67.8	70.8		69.4	72.4	64.2	67.2
22/12/2023	15:58	66.9	69.9		68.7	71.7	63.8	66.8
22/12/2023	16:03	70.3	73.3		74.0	77.0	68.5	71.5
22/12/2023	16:08	70.7	73.7		73.7	76.7	69.4	72.4
22/12/2023	16:13	68.1	71.1	72.6	70.6	73.6	66.8	69.8
22/12/2023	16:18	70.3	73.3		73.0	76.0	68.8	71.8
22/12/2023	16:23	69.4	72.4		71.9	74.9	66.3	69.3
22/12/2023	16:28	68.4	71.4		71.3	74.3	65.2	68.2
22/12/2023	16:33	71.0	74.0		74.1	77.1	68.3	71.3
22/12/2023	16:38	66.9	69.9		69.9	72.9	63.4	66.4
22/12/2023	16:43	66.6	69.6	71.4	70.1	73.1	65.3	68.3
22/12/2023	16:48	68.0	71.0		70.0	73.0	66.1	69.1
22/12/2023	16:53	66.4	69.4		68.0	71.0	64.8	67.8
22/12/2023	16:58	69.5	72.5		73.0	76.0	65.8	68.8
22/12/2023	17:03	68.1	71.1		71.8	74.8	65.1	68.1
22/12/2023	17:08	69.8	72.8		72.1	75.1	66.3	69.3
22/12/2023	17:13	71.4	74.4	72.7	74.9	77.9	70.1	73.1
22/12/2023	17:18	66.9	69.9		69.1	72.1	64.5	67.5
22/12/2023	17:23	68.7	71.7		70.5	73.5	65.0	68.0
22/12/2023	17:28	71.3	74.3		74.7	77.7	70.3	73.3
22/12/2023	17:33	70.1	73.1		71.5	74.5	67.7	70.7
22/12/2023	17:38	67.2	70.2		69.5	72.5	64.3	67.3
22/12/2023	17:43	68.0	71.0	71.4	70.6	73.6	65.6	68.6
22/12/2023	17:48	69.6	72.6		72.6	75.6	67.1	70.1
22/12/2023	17:53	66.8	69.8		68.6	71.6	65.3	68.3
22/12/2023	17:58	67.3	70.3		71.0	74.0	63.6	66.6
22/12/2023	18:03	67.6	70.6		70.0	73.0	64.4	67.4
22/12/2023	18:08	66.6	69.6		69.1	72.1	64.0	67.0
22/12/2023	18:13	69.7	72.7	71.3	71.9	74.9	67.6	70.6
22/12/2023	18:18	68.8	71.8		70.2	73.2	65.6	68.6
22/12/2023	18:23	68.7	71.7		71.4	74.4	66.0	69.0
22/12/2023	18:28	67.6	70.6		70.2	73.2	65.0	68.0
22/12/2023	18:33	67.0	70.0		69.7	72.7	64.9	67.9
22/12/2023	18:38	68.6	71.6		70.2	73.2	65.3	68.3
22/12/2023	18:43	69.8	72.8	71.8	73.7	76.7	66.1	69.1
22/12/2023	18:48	68.4	71.4		70.2	73.2	66.8	69.8
22/12/2023	18:53	66.9	69.9		69.8	72.8	63.1	66.1
22/12/2023	18:58	70.8	73.8		73.5	76.5	68.8	71.8
			Mean	71.4				
			Maximum	73.1				
			Minimum	67.0				

Date	Start Time	Leq (5mins)	Leq (5mins)*	Leq (30mins)	L10 (5mins)	L10 (5mins)*	L90 (5mins)	L90 (5mins)*
23/12/2023	07:03	64.9	67.9		67.2	70.2	62.7	65.7
23/12/2023	07:08	63.5	66.5		65.6	68.6	61.9	64.9
23/12/2023	07:13	63.4	66.4	67.2	64.3	67.3	61.7	64.7
23/12/2023	07:18	65.8	68.8		67.6	70.6	63.9	66.9
23/12/2023	07:23	62.8	65.8		64.4	67.4	61.3	64.3
23/12/2023	07:28	63.9	66.9		64.9	67.9	61.7	64.7
23/12/2023	07:33	64.6	67.6		66.1	69.1	62.9	65.9
23/12/2023	07:38	64.3	67.3		68.2	71.2	62.3	65.3
23/12/2023	07:43	66.7	69.7	68.5	69.6	72.6	64.8	67.8
23/12/2023	07:48	65.3	68.3		67.2	70.2	62.8	65.8
23/12/2023	07:53	65.2	68.2		66.6	69.6	62.5	65.5
23/12/2023	07:58	66.5	69.5		69.3	72.3	63.1	66.1
23/12/2023	08:03	66.4	69.4		70.2	73.2	64.7	67.7
23/12/2023	08:08	65.5	68.5		68.2	71.2	61.7	64.7
23/12/2023	08:13	66.3	69.3	69.0	69.4	72.4	64.5	67.5
23/12/2023	08:18	65.2	68.2		68.7	71.7	62.4	65.4
23/12/2023	08:23	65.6	68.6		68.9	71.9	64.2	67.2
23/12/2023	08:28	66.9	69.9		70.5	73.5	65.1	68.1
23/12/2023	08:33	65.8	68.8		69.7	72.7	64.2	67.2
23/12/2023	08:38	65.5	68.5		66.8	69.8	63.2	66.2
23/12/2023	08:43	67.1	70.1	69.9	69.6	72.6	63.9	66.9
23/12/2023	08:48	66.2	69.2		67.6	70.6	63.7	66.7
23/12/2023	08:53	68.3	71.3		70.2	73.2	66.9	69.9
23/12/2023	08:58	67.7	70.7		71.4	74.4	64.4	67.4
23/12/2023	09:03	66.9	69.9		71.0	74.0	64.9	67.9
23/12/2023	09:08	66.4	69.4		69.5	72.5	64.5	67.5
23/12/2023	09:13	66.9	69.9	69.9	71.0	74.0	62.9	65.9
23/12/2023	09:18	66.3	69.3		70.1	73.1	64.4	67.4
23/12/2023	09:23	67.9	70.9		69.2	72.2	65.0	68.0
23/12/2023	09:28	66.9	69.9		71.0	74.0	63.4	66.4
23/12/2023	09:33	68.0	71.0		71.6	74.6	64.1	67.1
23/12/2023	09:38	67.3	70.3		69.5	72.5	63.3	66.3
23/12/2023	09:43	66.6	69.6	70.6	68.8	71.8	63.1	66.1
23/12/2023	09:48	68.3	71.3		70.5	73.5	64.6	67.6
23/12/2023	09:53	68.3	71.3		70.1	73.1	65.5	68.5
23/12/2023	09:58	66.7	69.7		69.9	72.9	63.2	66.2
23/12/2023	10:03	67.4	70.4		69.9	72.9	64.3	67.3
23/12/2023	10:08	68.0	71.0		69.9	72.9	64.4	67.4
23/12/2023	10:13	67.8	70.8	70.3	71.1	74.1	66.0	69.0
23/12/2023	10:18	66.5	69.5		68.5	71.5	64.4	67.4
23/12/2023	10:23	66.8	69.8		68.8	71.8	63.4	66.4
23/12/2023	10:28	67.0	70.0		68.8	71.8	64.6	67.6
23/12/2023	10:33	67.3	70.3		69.2	72.2	63.6	66.6
23/12/2023	10:38	68.2	71.2		70.4	73.4	65.7	68.7
23/12/2023	10:43	69.9	72.9	72.0	71.7	74.7	67.8	70.8
23/12/2023	10:48	70.9	73.9		73.2	76.2	68.7	71.7
23/12/2023	10:53	66.7	69.7		68.8	71.8	64.6	67.6
23/12/2023	10:58	69.3	72.3		72.4	75.4	66.3	69.3
23/12/2023	11:03	69.6	72.6		73.5	76.5	66.6	69.6
23/12/2023	11:08	68.5	71.5	72.2	72.2	75.2	64.2	67.2
23/12/2023	11:13	69.2	72.2		71.8	74.8	65.7	68.7
23/12/2023	11:18	67.0	70.0		71.1	74.1	63.4	66.4
23/12/2023	11:23	69.7	72.7		71.6	74.6	65.8	68.8
23/12/2023	11:28	70.6	73.6		72.8	75.8	66.4	69.4
23/12/2023	11:33	70.0	73.0		72.5	75.5	67.7	70.7
23/12/2023	11:38	67.0	70.0		69.0	72.0	63.7	66.7
23/12/2023	11:43	69.2	72.2	72.6	72.5	75.5	64.9	67.9
23/12/2023	11:48	70.7	73.7		73.7	76.7	66.3	69.3
23/12/2023	11:53	70.4	73.4		73.0	76.0	67.4	70.4
23/12/2023	11:58	69.2	72.2		73.6	76.6	65.3	68.3
23/12/2023	12:03	70.1	73.1		74.3	77.3	67.4	70.4
23/12/2023	12:08	67.0	70.0		69.2	72.2	65.5	68.5
23/12/2023	12:13	67.3	70.3	70.9	69.6	72.6	66.2	69.2
23/12/2023	12:18	68.6	71.6		72.2	75.2	65.3	68.3
23/12/2023	12:23	66.4	69.4		68.7	71.7	63.2	66.2
23/12/2023	12:28	66.6	69.6		69.3	72.3	64.0	67.0
23/12/2023	12:33	69.7	72.7		71.6	74.6	67.0	70.0
23/12/2023	12:38	68.7	71.7		70.1	73.1	65.3	68.3
23/12/2023	12:43	70.9	73.9	72.4	74.5	77.5	69.2	72.2
23/12/2023	12:48	69.8	72.8		72.9	75.9	67.5	70.5
23/12/2023	12:53	66.9	69.9		68.0	71.0	65.8	68.8
23/12/2023	12:58	69.3	72.3		72.9	75.9	67.8	70.8
23/12/2023	13:03	69.4	72.4		73.1	76.1	68.3	71.3
23/12/2023	13:08	69.2	72.2		71.6	74.6	66.4	69.4
23/12/2023	13:13	68.7	71.7	72.6	70.5	73.5	65.7	68.7
23/12/2023	13:18	67.9	70.9		70.0	73.0	65.6	68.6
23/12/2023	13:23	70.5	73.5		72.2	75.2	67.2	70.2
23/12/2023	13:28	71.2	74.2		73.2	76.2	70.1	73.1
23/12/2023	13:33	70.9	73.9		72.6	75.6	69.4	72.4
23/12/2023	13:38	70.2	73.2		73.1	76.1	66.8	69.8
23/12/2023	13:43	66.4	69.4	72.2	68.6	71.6	64.1	67.1
23/12/2023	13:48	69.4	72.4		71.7	74.7	66.9	69.9
23/12/2023	13:53	66.7	69.7		69.3	72.3	63.4	66.4
23/12/2023	13:58	69.7	72.7		71.6	74.6	66.9	69.9
23/12/2023	14:03	68.1	71.1		69.6	72.6	65.6	68.6
23/12/2023	14:08	71.5	74.5		73.2	76.2	68.4	71.4
23/12/2023	14:13	68.2	71.2	72.3	70.4	73.4	66.8	69.8
23/12/2023	14:18	69.1	72.1		72.3	75.3	67.5	70.5
23/12/2023	14:23	69.7	72.7		71.6	74.6	67.4	70.4
23/12/2023	14:28	68.3	71.3		70.1	73.1	65.2	68.2
23/12/2023	14:33	69.9	72.9		72.4	75.4	67.2	70.2
23/12/2023	14:38	68.8	71.8		70.0	73.0	65.6	68.6
23/12/2023	14:43	66.5	69.5	72.6	69.1	72.1	63.3	66.3
23/12/2023	14:48	68.8	71.8		70.0	73.0	66.1	69.1
23/12/2023	14:53	71.1	74.1		73.4	76.4	68.5	71.5
23/12/2023	14:58	70.8	73.8		73.0	76.0	68.3	71.3
23/12/2023	15:03	68.1	71.1		70.4	73.4	66.4	69.4
23/12/2023	15:08	66.6	69.6		69.0	72.0	62.9	65.9
23/12/2023	15:13	69.0	72.0	72.4	71.7	74.7	66.6	69.6
23/12/2023	15:18	68.9	71.9		70.2	73.2	67.8	70.8
23/12/2023	15:23	70.5	73.5		74.1	77.1	69.0	72.0
23/12/2023	15:28	71.4	74.4		73.9	76.9	70.4	73.4
23/12/2023	15:33	66.9	69.9		68.8	71.8	65.5	68.5
23/12/2023	15:38	70.1	73.1		73.7	76.7	67.5	70.5
23/12/2023	15:43	67.0	70.0	72.2	69.2	72.2	64.3	67.3
23/12/2023	15:48	66.7	69.7		70.1	73.1	63.2	66.2
23/12/2023	15:53	71.2	74.2		72.9	75.9	68.6	71.6
23/12/2023	15:58	70.6	73.6		72.5	75.5	67.8	70.8
23/12/2023	16:03	68.5	71.5		70.1	73.1	65.4	68.4
23/12/2023	16:08	71.0	74.0		72.5	75.5	69.1	72.1
23/12/2023	16:13	71.6	74.6	73.4	73.1	76.1	68.6	71.6
23/12/2023	16:18	68.4	71.4		70.5	73.5	66.2	69.2
23/12/2023	16:23	71.2	74.2		74.7	77.7	69.5	72.5
23/12/2023	16:28	70.4	73.4		72.4	75.4	68.3	71.3
23/12/2023	16:33	70.8	73.8		74.2	77.2	68.5	71.5
23/12/2023	16:38	68.2	71.2		70.3	73.3	65.7	68.7
23/12/2023	16:43	69.0	72.0	73.3	70.6	73.6	66.5	69.5
23/12/2023	16:48	71.2	74.2		73.0	76.0	70.0	73.0
23/12/2023	16:53	70.8	73.8		72.1	75.1	67.4	70.4
23/12/2023	16:58	71.1	74.1		72.1	75.1	69.7	72.7
23/12/2023	17:03	71.5	74.5		73.9	76.9	70.1	73.1
23/12/2023	17:08	69.2	72.2		71.1	74.1	66.5	69.5
23/12/2023	17:13	70.4	73.4	72.5	72.8	75.8	68.1	71.1
23/12/2023	17:18	69.6	72.6		72.8	75.8	66.5	69.5
23/12/2023	17:23	67.4	70.4		70.4	73.4	66.0	69.0
23/12/2023	17:28	66.9	69.9		68.7	71.7	63.3	66.3
23/12/2023	17:33	69.2	72.2		72.9	75.9	65.5	68.5
23/12/2023	17:38	67.7	70.7		70.7	73.7	66.3	69.3
23/12/2023	17:43	69.7	72.7	72.0	73.6	76.6	67.4	70.4
23/12/2023	17:48	68.7	71.7		72.1	75.1	67.0	70.0
23/12/2023	17:53	68.0	71.0		70.2	73.2	66.1	69.1
23/12/2023	17:58	70.3	73.3		73.6	76.6	66.6	69.6
23/12/2023	18:03	71.4	74.4		73.5	76.5	67.7	70.7
23/12/2023	18:08	67.9	70.9		69.3	72.3	65.6	68.6
23/12/2023	18:13	67.4	70.4	72.8	68.8	71.8	64.4	67.4
23/12/2023	18:18	71.4	74.4		73.9	76.9	69.4	72.4
23/12/2023	18:23	71.2	74.2		73.3	76.3	69.5	72.5
23/12/2023	18:28	66.9	69.9		69.2	72.2	64.1	67.1
23/12/2023	18:33	69.9	72.9		73.0	76.0	68.2	71.2
23/12/2023	18:38	68.6	71.6		72.4	75.4	66.4	69.4
23/12/2023	18:43	67.1	70.1	71.5	70.9	73.9	63.5	66.5
23/12/2023	18:48	66.3	69.3		67.7	70.7	63.1	66.1
23/12/2023	18:53	68.4	71.4		72.3	75.3	66.4	69.4
23/

Station: HC_M3A

Remark: *For Free Field measurement, +3 dB(A) was added to the measured results.

Date	Start Time	Leq (5mins)	Leq (5mins)*	Leq (30mins)	L10 (5mins)	L10 (5mins)*	L90 (5mins)	L90 (5mins)*
24/12/2023	07:03	64.7	67.7		66.0	69.0	63.1	66.1
24/12/2023	07:08	61.9	64.9		64.0	67.0	59.6	62.6
24/12/2023	07:13	64.6	67.6	67.1	66.5	69.5	62.4	65.4
24/12/2023	07:18	65.3	68.3		67.0	70.0	64.4	67.4
24/12/2023	07:23	63.4	66.4		64.6	67.6	61.1	64.1
24/12/2023	07:28	63.7	66.7		65.4	68.4	62.1	65.1
24/12/2023	07:33	64.7	67.7		68.2	71.2	63.2	66.2
24/12/2023	07:38	64.7	67.7		66.0	69.0	62.8	65.8
24/12/2023	07:43	65.2	68.2	68.7	66.6	69.6	62.2	65.2
24/12/2023	07:48	66.1	69.1		68.4	71.4	62.1	65.1
24/12/2023	07:53	66.6	69.6		68.8	71.8	64.3	67.3
24/12/2023	07:58	66.5	69.5		69.8	72.8	65.0	68.0
24/12/2023	08:03	66.8	69.8		70.0	73.0	64.5	67.5
24/12/2023	08:08	67.0	70.0		70.4	73.4	63.1	66.1
24/12/2023	08:13	66.9	69.9	69.8	70.3	73.3	64.7	67.7
24/12/2023	08:18	66.1	69.1		68.5	71.5	62.7	65.7
24/12/2023	08:23	67.2	70.2		69.8	72.8	65.7	68.7
24/12/2023	08:28	66.9	69.9		69.1	72.1	64.6	67.6
24/12/2023	08:33	66.4	69.4		69.9	72.9	62.4	65.4
24/12/2023	08:38	66.1	69.1		67.5	70.5	63.1	66.1
24/12/2023	08:43	66.3	69.3	69.3	67.9	70.9	64.4	67.4
24/12/2023	08:48	65.7	68.7		67.2	70.2	64.4	67.4
24/12/2023	08:53	66.7	69.7		70.8	73.8	63.0	66.0
24/12/2023	08:58	66.7	69.7		68.9	71.9	64.3	67.3
24/12/2023	09:03	67.1	70.1		68.5	71.5	65.7	68.7
24/12/2023	09:08	68.1	71.1		69.5	72.5	64.2	67.2
24/12/2023	09:13	67.7	70.7	70.3	69.9	72.9	64.2	67.2
24/12/2023	09:18	66.2	69.2		68.2	71.2	63.3	66.3
24/12/2023	09:23	68.1	71.1		71.6	74.6	66.0	69.0
24/12/2023	09:28	66.2	69.2		68.9	71.9	63.4	66.4
24/12/2023	09:33	66.7	69.7		69.7	72.7	62.7	65.7
24/12/2023	09:38	67.4	70.4		71.8	74.8	64.1	67.1
24/12/2023	09:43	66.2	69.2	70.2	68.0	71.0	62.4	65.4
24/12/2023	09:48	68.0	71.0		72.4	75.4	64.7	67.7
24/12/2023	09:53	67.6	70.6		70.8	73.8	65.1	68.1
24/12/2023	09:58	66.8	69.8		68.8	71.8	64.7	67.7
24/12/2023	10:03	66.8	69.8		71.0	74.0	63.0	66.0
24/12/2023	10:08	67.4	70.4		71.5	74.5	64.9	67.9
24/12/2023	10:13	66.5	69.5	69.9	68.5	71.5	63.2	66.2
24/12/2023	10:18	66.2	69.2		68.3	71.3	63.5	66.5
24/12/2023	10:23	67.3	70.3		70.5	73.5	64.9	67.9
24/12/2023	10:28	67.3	70.3		69.1	72.1	65.4	68.4
24/12/2023	10:33	67.9	70.9		71.7	74.7	65.7	68.7
24/12/2023	10:38	67.6	70.6		70.5	73.5	63.7	66.7
24/12/2023	10:43	66.7	69.7	71.5	68.9	71.9	63.2	66.2
24/12/2023	10:48	70.9	73.9		74.6	77.6	68.9	71.9
24/12/2023	10:53	67.0	70.0		71.2	74.2	64.9	67.9
24/12/2023	10:58	69.1	72.1		72.5	75.5	66.3	69.3
24/12/2023	11:03	70.7	73.7		72.8	75.8	66.5	69.5
24/12/2023	11:08	70.0	73.0		73.3	76.3	68.1	71.1
24/12/2023	11:13	67.8	70.8	72.5	71.6	74.6	64.0	67.0
24/12/2023	11:18	67.8	70.8		70.1	73.1	65.2	68.2
24/12/2023	11:23	69.4	72.4		73.7	76.7	66.8	69.8
24/12/2023	11:28	70.5	73.5		74.8	77.8	67.2	70.2
24/12/2023	11:33	67.1	70.1		70.2	73.2	62.7	65.7
24/12/2023	11:38	66.9	69.9		69.2	72.2	63.1	66.1
24/12/2023	11:43	69.8	72.8	70.8	72.6	75.6	67.7	70.7
24/12/2023	11:48	67.5	70.5		71.2	74.2	65.4	68.4
24/12/2023	11:53	68.1	71.1		71.7	74.7	63.9	66.9
24/12/2023	11:58	66.3	69.3		70.5	73.5	63.8	66.8
24/12/2023	12:03	69.7	72.7		72.7	75.7	68.6	71.6
24/12/2023	12:08	67.1	70.1		68.4	71.4	65.7	68.7
24/12/2023	12:13	66.9	69.9	71.5	70.2	73.2	63.9	66.9
24/12/2023	12:18	70.4	73.4		72.8	75.8	69.0	72.0
24/12/2023	12:23	68.8	71.8		71.1	74.1	65.9	68.9
24/12/2023	12:28	66.6	69.6		70.3	73.3	65.4	68.4
24/12/2023	12:33	70.5	73.5		73.4	76.4	67.6	70.6
24/12/2023	12:38	68.3	71.3		70.1	73.1	67.3	70.3
24/12/2023	12:43	68.5	71.5	71.2	71.0	74.0	65.9	68.9
24/12/2023	12:48	67.9	70.9		69.9	72.9	64.8	67.8
24/12/2023	12:53	66.3	69.3		69.7	72.7	63.9	66.9
24/12/2023	12:58	66.6	69.6		68.2	71.2	65.0	68.0
24/12/2023	13:03	71.0	74.0		74.3	77.3	67.3	70.3
24/12/2023	13:08	66.7	69.7		69.1	72.1	63.1	66.1
24/12/2023	13:13	67.7	70.7	71.4	70.5	73.5	64.9	67.9
24/12/2023	13:18	68.9	71.9		70.2	73.2	65.2	68.2
24/12/2023	13:23	67.7	70.7		69.3	72.3	65.9	68.9
24/12/2023	13:28	66.3	69.3		68.0	71.0	64.3	67.3
24/12/2023	13:33	69.5	72.5		71.3	74.3	67.9	70.9
24/12/2023	13:38	69.0	72.0		71.8	74.8	67.6	70.6
24/12/2023	13:43	67.2	70.2	72.4	69.1	72.1	63.8	66.8
24/12/2023	13:48	68.9	71.9		71.9	74.9	66.9	69.9
24/12/2023	13:53	71.6	74.6		75.0	78.0	69.5	72.5
24/12/2023	13:58	68.8	71.8		70.0	73.0	65.6	68.6
24/12/2023	14:03	67.6	70.6		69.9	72.9	66.6	69.6
24/12/2023	14:08	67.6	70.6		70.9	73.9	64.1	67.1
24/12/2023	14:13	71.4	74.4	73.5	73.5	76.5	68.0	71.0
24/12/2023	14:18	71.4	74.4		73.7	76.7	69.4	72.4
24/12/2023	14:23	71.5	74.5		74.9	77.9	68.7	71.7
24/12/2023	14:28	71.3	74.3		74.2	77.2	68.9	71.9
24/12/2023	14:33	69.9	72.9		71.5	74.5	66.4	69.4
24/12/2023	14:38	66.4	69.4		69.0	72.0	64.8	67.8
24/12/2023	14:43	67.7	70.7	71.8	70.8	73.8	64.7	67.7
24/12/2023	14:48	70.9	73.9		74.4	77.4	69.5	72.5
24/12/2023	14:53	68.8	71.8		70.8	73.8	66.0	69.0
24/12/2023	14:58	67.2	70.2		70.6	73.6	64.6	67.6
24/12/2023	15:03	71.4	74.4		72.8	75.8	69.9	72.9
24/12/2023	15:08	68.2	71.2		70.7	73.7	66.0	69.0
24/12/2023	15:13	70.0	73.0	73.0	72.7	75.7	67.7	70.7
24/12/2023	15:18	70.6	73.6		71.9	74.9	67.5	70.5
24/12/2023	15:23	70.2	73.2		73.3	76.3	69.2	72.2
24/12/2023	15:28	69.1	72.1		70.7	73.7	68.0	71.0
24/12/2023	15:33	67.7	70.7		69.2	72.2	65.0	68.0
24/12/2023	15:38	66.8	69.8		67.8	70.8	64.8	67.8
24/12/2023	15:43	66.4	69.4	72.1	67.4	70.4	64.4	67.4
24/12/2023	15:48	71.6	74.6		74.3	77.3	68.0	71.0
24/12/2023	15:53	66.9	69.9		69.9	72.9	64.8	67.8
24/12/2023	15:58	71.6	74.6		73.4	76.4	68.9	71.9
24/12/2023	16:03	66.8	69.8		69.1	72.1	63.7	66.7
24/12/2023	16:08	71.2	74.2		72.8	75.8	67.5	70.5
24/12/2023	16:13	66.7	69.7	71.3	69.4	72.4	64.1	67.1
24/12/2023	16:18	66.3	69.3		68.8	71.8	63.1	66.1
24/12/2023	16:23	69.7	72.7		71.9	74.9	68.3	71.3
24/12/2023	16:28	66.6	69.6		68.2	71.2	65.1	68.1
24/12/2023	16:33	68.8	71.8		69.8	72.8	66.9	69.9
24/12/2023	16:38	71.7	74.7		74.2	77.2	68.2	71.2
24/12/2023	16:43	71.4	74.4	72.8	73.7	76.7	69.4	72.4
24/12/2023	16:48	66.7	69.7		69.5	72.5	63.7	66.7
24/12/2023	16:53	67.7	70.7		69.7	72.7	64.6	67.6
24/12/2023	16:58	70.0	73.0		72.3	75.3	66.9	69.9
24/12/2023	17:03	70.4	73.4		73.5	76.5	69.2	72.2
24/12/2023	17:08	70.0	73.0		72.7	75.7	67.9	70.9
24/12/2023	17:13	69.2	72.2	72.7	70.6	73.6	67.9	70.9
24/12/2023	17:18	68.9	71.9		72.4	75.4	66.5	69.5
24/12/2023	17:23	71.4	74.4		73.1	76.1	68.7	71.7
24/12/2023	17:28	66.6	69.6		69.5	72.5	64.2	67.2
24/12/2023	17:33	69.0	72.0		70.6	73.6	65.5	68.5
24/12/2023	17:38	68.3	71.3		71.8	74.8	64.8	67.8
24/12/2023	17:43	69.5	72.5	72.6	71.5	74.5	67.5	70.5
24/12/2023	17:48	71.7	74.7		74.7	77.7	69.4	72.4
24/12/2023	17:53	69.0	72.0		72.6	75.6	65.2	68.2
24/12/2023	17:58	69.4	72.4		72.4	75.4	67.6	70.6
24/12/2023	18:03	71.3	74.3		74.2	77.2	69.5	72.5
24/12/2023	18:08	69.3	72.3		72.1	75.1	66.6	69.6
24/12/2023	18:13	70.4	73.4	73.5	73.2	76.2	67.3	70.3
24/12/2023	18:18	70.8	73.8		72.6	75.6	69.1	72.1
24/12/2023	18:23	70.3	73.3		73.9	76.9	67.7	70.7
24/12/2023	18:28	70.4	73.4		73.5	76.5	68.2	71.2
24/12/2023	18:33	67.4	70.4		71.3	74.3	63.5	66.5
24/12/2023	18:38	70.7	73.7		74.0	77.0	69.1	72.1
24/12/2023	18:43	69.3	72.3	71.7	72.3	75.3	66.7	69.7
24/12/2023	18:48	68.6	71.6		71.3	74.3	65.6	68.6
24/12/2023	18:53	67.1	70.1		69.6	72.6	63.3	66.3
24/12/2023	18:58	68.0	71.0		69.7	72.7	64.3	67.3
			Mean	71.3				
			Maximum	73.5				
			Minimum	67.1				

Date	Start Time	Leq (5mins)	Leq (5mins)*	Leq (30mins)	L10 (5mins)	L10 (5mins)*	L90 (5mins)	L90 (5mins)*
25/12/2023	07:03	62.5	65.5		64.5	67.5	60.6	63.6
25/12/2023	07:08	62.2	65.2		63.2	66.2	61.2	64.2
25/12/2023	07:13	63.8	66.8	66.6	66.1	69.1	62.1	65.1
25/12/2023	07:18	64.6	67.6		65.4	68.4	62.7	65.7
25/12/2023	07:23	63.2	66.2		64.3	67.3	62.3	65.3
25/12/2023	07:28	64.8	67.8		66.4	69.4	60.8	63.8
25/12/2023	07:33	62.8	65.8		66.6	69.6	60.9	63.9
25/12/2023	07:38	65.3	68.3		69.4	72.4	63.8	66.8
25/12/2023	07:43	63.6	66.6	67.7	66.2	69.2	60.3	63.3
25/12/2023	07:48	64.2	67.2		68.3	71.3	60.7	63.7
25/12/2023	07:53	65.6	68.6		68.6	71.6	61.9	64.9
25/12/2023	07:58	65.7	68.7		69.6	72.6	62.5	65.5
25/12/2023	08:03	67.1	70.1		68.7	71.7	64.2	67.2
25/12/2023	08:08	67.1	70.1		69.6	72.6	63.0	66.0
25/12/2023	08:13	65.4	68.4	69.3	68.5	71.5	63.4	66.4
25/12/2023	08:18	66.3	69.3		70.4	73.4	62.9	65.9
25/12/2023	08:23	65.9	68.9		69.7	72.7	62.6	65.6
25/12/2023	08:28	65.7	68.7		68.4	71.4	64.2	67.2
25/12/2023	08:33	66.3	69.3		70.3	73.3	62.4	65.4
25/12/2023	08:38	65.6	68.6		67.6	70.6	63.8	66.8
25/12/2023	08:43	67.3	70.3	69.5	69.7	72.7	63.4	66.4
25/12/2023	08:48	65.2	68.2		67.1	70.1	63.8	66.8
25/12/2023	08:53	65.4	68.4		68.8	71.8	61.9	64.9
25/12/2023	08:58	68.3	71.3		70.7	73.7	64.3	67.3
25/12/2023	09:03	66.2	69.2		68.9	71.9	62.4	65.4
25/12/2023	09:08	66.3	69.3		70.4	73.4	62.9	65.9
25/12/2023	09:13	67.8	70.8	70.1	70.0	73.0	64.9	67.9
25/12/2023	09:18	67.3	70.3		70.5	73.5	63.3	66.3
25/12/2023	09:23	67.5	70.5		70.4	73.4	63.8	66.8
25/12/2023	09:28	67.5	70.5		71.8	74.8	63.2	66.2
25/12/2023	09:33	66.4	69.4		68.9	71.9	64.5	67.5
25/12/2023	09:38	67.2	70.2		70.0	73.0	65.0	68.0
25/12/2023	09:43	66.3	69.3	69.8	70.5	73.5	63.4	66.4
25/12/2023	09:48	66.7	69.7		68.9	71.9	63.3	66.3
25/12/2023	09:53	67.5	70.5		71.9	74.9	64.6	67.6
25/12/2023	09:58	66.6	69.6		69.6	72.6	63.9	66.9
25/12/2023	10:03	66.4	69.4		70.5	73.5	63.3	66.3
25/12/2023	10:08	67.2	70.2		70.9	73.9	63.6	66.6
25/12/2023	10:13	67.8	70.8	70.3	69.7	72.7	65.5	68.5
25/12/2023	10:18	67.4	70.4		70.8	73.8	63.2	66.2
25/12/2023	10:23	68.1	71.1		70.1	73.1	65.5	68.5
25/12/2023	10:28	66.3	69.3		68.5	71.5	64.2	67.2
25/12/2023	10:33	67.7	70.7		69.8	72.8	63.6	66.6
25/12/2023	10:38	66.9	69.9		69.2	72.2	62.7	65.7
25/12/2023	10:43	67.7	70.7	70.3	70.6	73.6	63.7	66.7
25/12/2023	10:48	66.2	69.2		69.3	72.3	63.7	66.7
25/12/2023	10:53	68.1	71.1		72.0	75.0	65.1	68.1
25/12/2023	10:58	67.1	70.1		69.6	72.6	63.7	66.7
25/12/2023	11:03	67.7	70.7		71.0	74.0	63.4	66.4
25/12/2023	11:08	69.6	72.6		74.0	77.0	67.1	70.1
25/12/2023	11:13	66.8	69.8	71.2	68.9	71.9	64.3	67.3
25/12/2023	11:18	66.9	69.9		70.6	73.6	64.0	67.0
25/12/2023	11:23	67.3	70.3		70.4	73.4	64.7	67.7
25/12/2023	11:28	69.8	72.8		72.5	75.5	66.7	69.7
25/12/2023	11:33	70.7	73.7		74.2	77.2	68.9	71.9
25/12/2023	11:38	70.8	73.8		74.4	77.4	69.0	72.0
25/12/2023	11:43	66.4	69.4	73.0	68.2	71.2	62.4	65.4
25/12/2023	11:48	70.1	73.1		73.0	76.0	67.9	70.9
25/12/2023	11:53	70.3	73.3		72.6	75.6	66.4	69.4
25/12/2023	11:58	70.2	73.2		73.8	76.8	67.8	70.8
25/12/2023	12:03	67.3	70.3		68.8	71.8	66.1	69.1
25/12/2023	12:08	68.0	71.0		69.6	72.6	65.0	68.0
25/12/2023	12:13	68.5	71.5	71.9	71.5	74.5	64.9	67.9
25/12/2023	12:18	69.7	72.7		71.8	74.8	67.4	70.4
25/12/2023	12:23	70.8	73.8		74.2	77.2	68.4	71.4
25/12/2023	12:28	67.8	70.8		70.4	73.4	65.4	68.4
25/12/2023	12:33	67.9	70.9		70.9	73.9	64.8	67.8
25/12/2023	12:38	68.3	71.3		69.8	72.8	65.2	68.2
25/12/2023	12:43	70.9	73.9	72.5	72.8	75.8	69.2	72.2
25/12/2023	12:48	68.1	71.1		71.7	74.7	66.9	69.9
25/12/2023	12:53	69.5	72.5		70.5	73.5	66.8	69.8
25/12/2023	12:58	70.9	73.9		72.8	75.8	68.0	71.0
25/12/2023	13:10	71.4	74.4		73.1	76.1	68.4	71.4
25/12/2023	13:15	68.7	71.7		71.0	74.0	66.0	69.0
25/12/2023	13:20	68.4	71.4		69.5	72.5	66.4	69.4
25/12/2023	13:25	71.4	74.4		74.7	77.7	68.1	71.1
25/12/2023	13:30	69.5	72.5		72.2	75.2	66.7	69.7
25/12/2023	13:35	71.6	74.6		73.4	76.4	69.2	72.2
25/12/2023	13:40	66.7	69.7		68.6	71.6	65.6	68.6
25/12/2023	13:45	67.7	70.7	72.7	69.0	72.0	65.6	68.6
25/12/2023	13:50	66.7	69.7		69.6	72.6	65.6	68.6
25/12/2023	13:55	71.0	74.0		72.7	75.7	69.5	72.5
25/12/2023	14:00	71.3	74.3		72.8	75.8	68.6	71.6
25/12/2023	14:05	66.7	69.7		69.9	72.9	64.4	67.4
25/12/2023	14:10	71.1	74.1		73.1	76.1	68.3	71.3
25/12/2023	14:15	70.0	73.0	72.0	72.5	75.5	69.0	72.0
25/12/2023	14:20	66.8	69.8		69.8	72.8	63.7	66.7
25/12/2023	14:25	69.6	72.6		72.8	75.8	66.2	69.2
25/12/2023	14:30	68.1	71.1		70.8	73.8	66.9	69.9
25/12/2023	14:35	69.4	72.4		71.7	74.7	66.9	69.9
25/12/2023	14:40	67.7	70.7		69.5	72.5	65.3	68.3
25/12/2023	14:45	71.4	74.4	72.2	73.1	76.1	70.3	73.3
25/12/2023	14:50	67.2	70.2		70.4	73.4	65.9	68.9
25/12/2023	14:55	66.5	69.5		67.8	70.8	64.0	67.0
25/12/2023	15:00	70.8	73.8		73.1	76.1	67.6	70.6
25/12/2023	15:05	67.4	70.4		71.0	74.0	64.2	67.2
25/12/2023	15:10	71.7	74.7		75.4	78.4	68.3	71.3
25/12/2023	15:15	68.8	71.8	72.5	71.7	74.7	65.7	68.7
25/12/2023	15:20	67.5	70.5		69.1	72.1	65.6	68.6
25/12/2023	15:25	70.2	73.2		72.9	75.9	68.3	71.3
25/12/2023	15:30	70.0	73.0		72.4	75.4	67.0	70.0
25/12/2023	15:35	70.5	73.5		73.7	76.7	69.5	72.5
25/12/2023	15:40	71.7	74.7		75.0	78.0	70.3	73.3
25/12/2023	15:45	70.2	73.2	74.1	72.3	75.3	66.6	69.6
25/12/2023	15:50	70.9	73.9		74.4	77.4	68.4	71.4
25/12/2023	15:55	71.2	74.2		73.0	76.0	69.5	72.5
25/12/2023	16:00	71.6	74.6		75.2	78.2	68.3	71.3
25/12/2023	16:05	70.2	73.2		72.0	75.0	68.4	71.4
25/12/2023	16:10	70.2	73.2		73.0	76.0	68.7	71.7
25/12/2023	16:15	66.9	69.9	72.1	70.2	73.2	64.5	67.5
25/12/2023	16:20	67.5	70.5		68.8	71.8	63.8	66.8
25/12/2023	16:25	68.0	71.0		70.0	73.0	65.6	68.6
25/12/2023	16:30	70.2	73.2		71.7	74.7	66.5	69.5
25/12/2023	16:35	70.4	73.4		72.5	75.5	67.1	70.1
25/12/2023	16:40	70.4	73.4		73.4	76.4	67.2	70.2
25/12/2023	16:45	70.0	73.0	73.6	72.3	75.3	68.8	71.8
25/12/2023	16:50	71.7	74.7		74.9	77.9	69.8	72.8
25/12/2023	16:55	71.7	74.7		74.3	77.3	69.0	72.0
25/12/2023	17:00	68.9	71.9		70.3	73.3	66.3	69.3
25/12/2023	17:05	68.7	71.7		71.1	74.1	65.8	68.8
25/12/2023	17:10	69.1	72.1		72.4	75.4	67.5	70.5
25/12/2023	17:15	70.0	73.0	72.5	72.2	75.2	68.7	71.7
25/12/2023	17:20	71.7	74.7		73.7	76.7	68.0	71.0
25/12/2023	17:25	69.1	72.1		71.1	74.1	65.4	68.4
25/12/2023	17:30	67.4	70.4		69.7	72.7	65.7	68.7
25/12/2023	17:35	66.7	69.7		69.5	72.5	64.7	67.7
25/12/2023	17:40	68.2	71.2		72.1	75.1	66.8	69.8
25/12/2023	17:45	67.3	70.3	72.4	71.1	74.1	65.2	68.2
25/12/2023	17:50	71.5	74.5		74.0	77.0	70.1	73.1
25/12/2023	17:55	71.5	74.5		73.0	76.0	69.3	72.3
25/12/2023	18:00	68.9	71.9		71.9	74.9	65.1	68.1
25/12/2023	18:05	70.2	73.2		72.2	75.2	67.0	70.0
25/12/2023	18:10	68.9	71.9		71.7	74.7	65.3	68.3
25/12/2023	18:15	67.3	70.3	71.6	69.5	72.5	64.6	67.6
25/12/2023	18:20	67.5	70.5		70.3	73.3	64.3	67.3
25/12/2023	18:25	66.3	69.3		69.0	72.0	62.9	65.9
25/12/2023	18:30	69.8	72.8		73.4	76.4	66.2	69.2
25/12/2023	18:35	68.7	71.7		70.2	73.2	65.6	68.6
25/12/2023	18:40	67.0	70.0		70.6	73.6	64.3	67.3
25/12/2023	18:45	68.0	71.0	70.7	70.6	73.6	64.1	67.1
25/12/2023	18:50	67.1	70.1		69.2	72.2	64.1	67.1
25/12/2023	18:55	67.7	70.7		70.3	73.3	65.1	68.1
25/12/2023	19:00

Station: HC_M3A

Remark: *For Free Field measurement, +3 dB(A) was added to the measured results.

Date	Start Time	Leq (5mins)	Leq (5mins)*	Leq (30mins)	L10 (5mins)	L10 (5mins)*	L90 (5mins)	L90 (5mins)*
26/12/2023	07:00	61.5	64.5		62.9	65.9	59.0	62.0
26/12/2023	07:05	62.9	65.9		63.9	66.9	61.0	64.0
26/12/2023	07:10	61.8	64.8	65.6	62.9	65.9	60.4	63.4
26/12/2023	07:15	62.7	65.7		64.8	67.8	61.4	64.4
26/12/2023	07:20	63.2	66.2		64.3	67.3	61.5	64.5
26/12/2023	07:25	63.4	66.4		65.6	68.6	61.8	64.8
26/12/2023	07:30	64.7	67.7		67.0	70.0	62.9	65.9
26/12/2023	07:35	65.0	68.0		67.7	70.7	62.2	65.2
26/12/2023	07:40	65.4	68.4	67.4	69.2	72.2	64.0	67.0
26/12/2023	07:45	63.7	66.7		66.0	69.0	61.0	64.0
26/12/2023	07:50	64.6	67.6		67.1	70.1	61.6	64.6
26/12/2023	07:55	62.5	65.5		65.5	68.5	60.3	63.3
26/12/2023	08:00	64.6	67.6		68.7	71.7	61.0	64.0
26/12/2023	08:05	66.4	69.4		70.0	73.0	63.8	66.8
26/12/2023	08:10	67.3	70.3	69.4	70.5	73.5	64.9	67.9
26/12/2023	08:15	66.0	69.0		69.0	72.0	62.3	65.3
26/12/2023	08:20	67.2	70.2		71.0	74.0	65.6	68.6
26/12/2023	08:25	66.3	69.3		68.2	71.2	63.5	66.5
26/12/2023	08:30	66.4	69.4		70.3	73.3	64.1	67.1
26/12/2023	08:35	66.1	69.1		67.4	70.4	62.3	65.3
26/12/2023	08:40	66.6	69.6	69.2	68.3	71.3	63.3	66.3
26/12/2023	08:45	65.3	68.3		68.8	71.8	63.1	66.1
26/12/2023	08:50	65.9	68.9		67.5	70.5	63.4	66.4
26/12/2023	08:55	66.9	69.9		69.0	72.0	64.5	67.5
26/12/2023	09:00	66.3	69.3		67.6	70.6	62.8	65.8
26/12/2023	09:05	67.2	70.2		69.1	72.1	63.8	66.8
26/12/2023	09:10	68.2	71.2	70.2	72.1	75.1	66.7	69.7
26/12/2023	09:15	66.7	69.7		69.2	72.2	63.0	66.0
26/12/2023	09:20	68.0	71.0		71.1	74.1	64.1	67.1
26/12/2023	09:25	66.5	69.5		68.6	71.6	63.6	66.6
26/12/2023	09:30	66.9	69.9		70.8	73.8	64.3	67.3
26/12/2023	09:35	68.3	71.3		71.4	74.4	66.2	69.2
26/12/2023	09:40	66.3	69.3	70.2	70.5	73.5	63.3	66.3
26/12/2023	09:45	68.1	71.1		72.1	75.1	66.1	69.1
26/12/2023	09:50	66.3	69.3		69.6	72.6	63.8	66.8
26/12/2023	09:55	67.1	70.1		69.2	72.2	64.7	67.7
26/12/2023	10:00	67.5	70.5		70.6	73.6	64.1	67.1
26/12/2023	10:05	66.5	69.5		69.3	72.3	63.1	66.1
26/12/2023	10:10	67.7	70.7	70.4	71.0	74.0	64.6	67.6
26/12/2023	10:15	66.3	69.3		70.4	73.4	63.2	66.2
26/12/2023	10:20	68.2	71.2		70.6	73.6	65.1	68.1
26/12/2023	10:25	68.0	71.0		72.1	75.1	65.6	68.6
26/12/2023	10:30	66.7	69.7		70.5	73.5	63.8	66.8
26/12/2023	10:35	67.8	70.8		71.6	74.6	65.1	68.1
26/12/2023	10:40	68.2	71.2	70.7	70.1	73.1	65.3	68.3
26/12/2023	10:45	67.4	70.4		70.2	73.2	64.5	67.5
26/12/2023	10:50	67.6	70.6		70.3	73.3	63.5	66.5
26/12/2023	10:55	68.2	71.2		72.1	75.1	65.8	68.8
26/12/2023	11:00	68.4	71.4		71.7	74.7	64.3	67.3
26/12/2023	11:05	66.8	69.8		70.1	73.1	64.6	67.6
26/12/2023	11:10	67.6	70.6	71.6	70.1	73.1	63.4	66.4
26/12/2023	11:15	68.3	71.3		72.7	75.7	66.4	69.4
26/12/2023	11:20	69.0	72.0		71.6	74.6	66.8	69.8
26/12/2023	11:25	70.5	73.5		73.4	76.4	66.1	69.1
26/12/2023	11:30	69.1	72.1		72.3	75.3	64.9	67.9
26/12/2023	11:35	68.1	71.1		71.6	74.6	63.8	66.8
26/12/2023	11:40	66.4	69.4	71.5	69.5	72.5	62.9	65.9
26/12/2023	11:45	68.9	71.9		72.7	75.7	66.3	69.3
26/12/2023	11:50	70.0	73.0		73.7	76.7	67.0	70.0
26/12/2023	11:55	67.3	70.3		69.7	72.7	65.0	68.0
26/12/2023	12:00	67.0	70.0		70.0	73.0	65.1	68.1
26/12/2023	12:05	69.4	72.4		71.5	74.5	67.2	70.2
26/12/2023	12:10	68.8	71.8	71.7	70.7	73.7	67.5	70.5
26/12/2023	12:15	70.1	73.1		72.7	75.7	66.4	69.4
26/12/2023	12:20	69.3	72.3		70.7	73.7	65.6	68.6
26/12/2023	12:25	66.5	69.5		68.4	71.4	63.6	66.6
26/12/2023	12:30	68.2	71.2		70.3	73.3	65.1	68.1
26/12/2023	12:35	68.9	71.9		70.5	73.5	67.0	70.0
26/12/2023	12:40	70.9	73.9	72.0	73.6	76.6	69.9	72.9
26/12/2023	12:45	67.0	70.0		70.6	73.6	65.8	68.8
26/12/2023	12:50	70.3	73.3		73.3	76.3	66.9	69.9
26/12/2023	12:55	67.5	70.5		70.7	73.7	63.8	66.8
26/12/2023	13:00	66.3	69.3		69.7	72.7	63.7	66.7
26/12/2023	13:05	66.8	69.8		69.1	72.1	65.7	68.7
26/12/2023	13:10	67.3	70.3	71.2	68.5	71.5	64.9	67.9
26/12/2023	13:15	69.7	72.7		71.8	74.8	67.4	70.4
26/12/2023	13:20	68.5	71.5		71.1	74.1	66.4	69.4
26/12/2023	13:25	69.6	72.6		72.0	75.0	67.2	70.2
26/12/2023	13:30	67.6	70.6		68.9	71.9	66.6	69.6
26/12/2023	13:35	69.6	72.6		70.6	73.6	67.6	70.6
26/12/2023	13:40	70.6	73.6	72.2	72.7	75.7	68.9	71.9
26/12/2023	13:45	66.6	69.6		69.0	72.0	65.5	68.5
26/12/2023	13:50	71.0	74.0		74.5	77.5	68.2	71.2
26/12/2023	13:55	68.4	71.4		71.5	74.5	65.4	68.4
26/12/2023	14:00	68.3	71.3		71.4	74.4	65.6	68.6
26/12/2023	14:05	66.6	69.6		67.6	70.6	64.8	67.8
26/12/2023	14:10	68.7	71.7	71.6	72.4	75.4	67.5	70.5
26/12/2023	14:15	67.8	70.8		68.8	71.8	66.5	69.5
26/12/2023	14:20	67.2	70.2		69.0	72.0	66.0	69.0
26/12/2023	14:25	71.3	74.3		73.8	76.8	69.6	72.6
26/12/2023	14:30	67.5	70.5		70.2	73.2	64.6	67.6
26/12/2023	14:35	69.0	72.0		71.1	74.1	65.5	68.5
26/12/2023	14:40	66.7	69.7	71.9	70.2	73.2	63.9	66.9
26/12/2023	14:45	71.4	74.4		73.5	76.5	69.6	72.6
26/12/2023	14:50	69.8	72.8		70.9	73.9	67.2	70.2
26/12/2023	14:55	66.6	69.6		68.9	71.9	63.9	66.9
26/12/2023	15:00	66.8	69.8		69.4	72.4	65.0	68.0
26/12/2023	15:05	70.3	73.3		72.1	75.1	67.3	70.3
26/12/2023	15:10	66.7	69.7	71.6	68.9	71.9	63.2	66.2
26/12/2023	15:15	67.4	70.4		69.1	72.1	64.4	67.4
26/12/2023	15:20	68.9	71.9		72.0	75.0	65.7	68.7
26/12/2023	15:25	69.8	72.8		71.2	74.2	68.2	71.2
26/12/2023	15:30	71.1	74.1		74.8	77.8	70.1	73.1
26/12/2023	15:35	71.2	74.2		73.7	76.7	69.0	72.0
26/12/2023	15:40	69.7	72.7	73.4	72.5	75.5	67.5	70.5
26/12/2023	15:45	70.6	73.6		71.9	74.9	68.8	71.8
26/12/2023	15:50	70.7	73.7		73.1	76.1	67.3	70.3
26/12/2023	15:55	68.6	71.6		70.0	73.0	64.9	67.9
26/12/2023	16:00	70.7	73.7		73.7	76.7	69.5	72.5
26/12/2023	16:05	67.9	70.9		70.1	73.1	66.6	69.6
26/12/2023	16:10	68.2	71.2	72.2	70.9	73.9	66.4	69.4
26/12/2023	16:15	70.4	73.4		73.6	76.6	68.5	71.5
26/12/2023	16:20	67.8	70.8		71.5	74.5	64.6	67.6
26/12/2023	16:25	69.2	72.2		70.2	73.2	67.8	70.8
26/12/2023	16:30	68.2	71.2		70.0	73.0	67.1	70.1
26/12/2023	16:35	66.7	69.7		68.8	71.8	64.6	67.6
26/12/2023	16:40	69.1	72.1	72.0	71.6	74.6	65.9	68.9
26/12/2023	16:45	70.6	73.6		71.6	74.6	68.5	71.5
26/12/2023	16:50	66.3	69.3		67.6	70.6	62.6	65.6
26/12/2023	16:55	71.1	74.1		73.9	76.9	68.9	71.9
26/12/2023	17:00	67.9	70.9		69.9	72.9	65.7	68.7
26/12/2023	17:05	68.8	71.8		69.8	72.8	67.6	70.6
26/12/2023	17:10	67.8	70.8	71.2	69.5	72.5	64.1	67.1
26/12/2023	17:15	67.3	70.3		70.0	73.0	65.5	68.5
26/12/2023	17:20	66.5	69.5		67.9	70.9	65.2	68.2
26/12/2023	17:25	69.9	72.9		71.0	74.0	68.2	71.2
26/12/2023	17:30	70.1	73.1		74.0	77.0	67.5	70.5
26/12/2023	17:35	68.7	71.7		71.1	74.1	66.7	69.7
26/12/2023	17:40	68.3	71.3	71.9	70.5	73.5	65.3	68.3
26/12/2023	17:45	66.6	69.6		69.0	72.0	65.2	68.2
26/12/2023	17:50	67.4	70.4		69.3	72.3	65.9	68.9
26/12/2023	17:55	70.8	73.8		73.7	76.7	67.9	70.9
26/12/2023	18:00	68.4	71.4		70.9	73.9	64.7	67.7
26/12/2023	18:05	68.7	71.7		72.0	75.0	65.6	68.6
26/12/2023	18:10	69.6	72.6	71.7	72.9	75.9	66.9	69.9
26/12/2023	18:15	67.4	70.4		71.1	74.1	63.7	66.7
26/12/2023	18:20	70.3	73.3		72.4	75.4	67.3	70.3
26/12/2023	18:25	66.6	69.6		69.1	72.1	64.0	67.0
26/12/2023	18:30	71.7	74.7		74.8	77.8	69.6	72.6
26/12/2023	18:35	68.9	71.9		72.3	75.3	66.9	69.9
26/12/2023	18:40	68.9	71.9	72.2	70.9	73.9	66.2	69.2
26/12/2023	18:45	69.9	72.9		72.5	75.5	66.5	69.5
26/12/2023	18:50	66.3	69.3		68.1	71.1	63.1	66.1
26/12/2023	18:55	67.5	70.5		70.4	73.4	63.8	66.8
			Mean	71.0				
			Maximum	73.4				
			Minimum	65.6				

Date	Start Time	Leq (5mins)	Leq (5mins)*	Leq (30mins)	L10 (5mins)	L10 (5mins)*	L90 (5mins)	L90 (5mins)*
27/12/2023	07:00	62.1	65.1		64.4	67.4	60.8	63.8
27/12/2023	07:05	62.4	65.4		64.2	67.2	60.3	63.3
27/12/2023	07:10	64.1	67.1	66.4	66.3	69.3	62.3	65.3
27/12/2023	07:15	62.4	65.4		63.3	66.3	61.1	64.1
27/12/2023	07:20	64.9	67.9		67.0	70.0	62.5	65.5
27/12/2023	07:25	63.9	66.9		65.3	68.3	59.8	62.8
27/12/2023	07:30	61.6	64.6		63.4	66.4	59.5	62.5
27/12/2023	07:35	64.2	67.2		66.0	69.0	62.3	65.3
27/12/2023	07:40	62.3	65.3	66.7	64.3	67.3	60.6	63.6
27/12/2023	07:45	65.3	68.3		69.0	72.0	62.9	65.9
27/12/2023	07:50	64.4	67.4		66.3	69.3	62.3	65.3
27/12/2023	07:55	63.3	66.3		65.6	68.6	61.7	64.7
27/12/2023	08:00	63.3	66.3		65.8	68.8	59.5	62.5
27/12/2023	08:05	64.1	67.1		65.4	68.4	60.6	63.6
27/12/2023	08:10	67.3	70.3	68.6	68.8	71.8	65.1	68.1
27/12/2023	08:15	67.0	70.0		69.6	72.6	64.2	67.2
27/12/2023	08:20	65.6	68.6		67.1	70.1	61.8	64.8
27/12/2023	08:25	65.2	68.2		69.3	72.3	61.7	64.7
27/12/2023	08:30	66.6	69.6		68.1	71.1	64.2	67.2
27/12/2023	08:35	65.3	68.3		69.4	72.4	62.1	65.1
27/12/2023	08:40	65.9	68.9	69.1	69.7	72.7	62.4	65.4
27/12/2023	08:45	66.6	69.6		69.9	72.9	63.5	66.5
27/12/2023	08:50	65.4	68.4		67.1	70.1	62.6	65.6
27/12/2023	08:55	66.5	69.5		68.6	71.6	64.0	67.0
27/12/2023	09:00	66.4	69.4		68.4	71.4	63.7	66.7
27/12/2023	09:05	65.2	68.2		67.7	70.7	61.2	64.2
27/12/2023	09:10	66.6	69.6	69.5	68.8	71.8	65.1	68.1
27/12/2023	09:15	67.0	70.0		70.4	73.4	64.3	67.3
27/12/2023	09:20	66.2	69.2		70.0	73.0	64.1	67.1
27/12/2023	09:25	67.3	70.3		70.2	73.2	65.1	68.1
27/12/2023	09:30	67.9	70.9		71.5	74.5	64.6	67.6
27/12/2023	09:35	67.1	70.1		69.1	72.1	64.1	67.1
27/12/2023	09:40	67.5	70.5	70.4	70.5	73.5	63.8	66.8
27/12/2023	09:45	68.1	71.1		71.1	74.1	64.5	67.5
27/12/2023	09:50	66.9	69.9		70.6	73.6	62.5	65.5
27/12/2023	09:55	66.6	69.6		70.4	73.4	63.8	66.8
27/12/2023	10:00	67.5	70.5		70.7	73.7	64.7	67.7
27/12/2023	10:05	66.7	69.7		68.8	71.8	62.5	65.5
27/12/2023	10:10	67.0	70.0	70.4	70.5	73.5	65.0	68.0
27/12/2023	10:15	68.0	71.0		71.1	74.1	63.6	66.6
27/12/2023	10:20	67.6	70.6		71.5	74.5	64.9	67.9
27/12/2023	10:25	67.3	70.3		69.3	72.3	64.0	67.0
27/12/2023	10:30	67.2	70.2		69.5	72.5	65.3	68.3
27/12/2023	10:35	67.0	70.0		70.5	73.5	64.9	67.9
27/12/2023	10:40	67.9	70.9	70.2	71.6	74.6	66.0	69.0
27/12/2023	10:45	67.8	70.8		71.1	74.1	65.6	68.6
27/12/2023	10:50	66.9	69.9		69.3	72.3	62.8	65.8
27/12/2023	10:55	66.4	69.4		69.1	72.1	62.2	65.2
27/12/2023	11:00	66.3	69.3		68.6	71.6	64.3	67.3
27/12/2023	11:05	69.4	72.4		72.1	75.1	67.6	70.6
27/12/2023	11:10	69.4	72.4	71.9	72.5	75.5	66.8	69.8
27/12/2023	11:15	66.9	69.9		71.2	74.2	62.8	65.8
27/12/2023	11:20	70.8	73.8		73.3	76.3	66.4	69.4
27/12/2023	11:25	69.1	72.1		72.2	75.2	65.6	68.6
27/12/2023	11:30	67.7	70.7		71.9	74.9	65.1	68.1
27/12/2023	11:35	69.7	72.7		73.8	76.8	66.4	69.4
27/12/2023	11:40	69.6	72.6	72.0	73.5	76.5	65.8	68.8
27/12/2023	11:45	70.4	73.4		74.3	77.3	68.6	71.6
27/12/2023	11:50	66.6	69.6		68.5	71.5	63.9	66.9
27/12/2023	11:55	68.9	71.9		71.2	74.2	65.3	68.3
27/12/2023	12:00	69.0	72.0		71.8	74.8	66.4	69.4
27/12/2023	12:05	70.3	73.3		73.0	76.0	66.6	69.6
27/12/2023	12:10	67.4	70.4	71.9	68.6	71.6	65.7	68.7
27/12/2023	12:15	70.8	73.8		72.7	75.7	68.8	71.8
27/12/2023	12:20	67.5	70.5		71.2	74.2	65.7	68.7
27/12/2023	12:25	66.6	69.6		69.4	72.4	63.3	66.3
27/12/2023	12:30	68.3	71.3		69.9	72.9	66.2	69.2
27/12/2023	12:35	68.4	71.4		70.5	73.5	66.9	69.9
27/12/2023	12:40	70.5	73.5	72.6	73.5	76.5	69.3	72.3
27/12/2023	12:45	69.3	72.3		72.6	75.6	67.1	70.1
27/12/2023	12:50	70.3	73.3		72.9	75.9	69.2	72.2
27/12/2023	12:55	70.2	73.2		71.6	74.6	69.1	72.1
27/12/2023	13:00	67.5	70.5		68.9	71.9	65.7	68.7
27/12/2023	13:05	68.9	71.9		72.5	75.5	67.2	70.2
27/12/2023	13:10	68.5	71.5	71.4	70.3	73.3	66.3	69.3
27/12/2023	13:15	68.3	71.3		69.5	72.5	65.4	68.4
27/12/2023	13:20	69.8	72.8		71.3	74.3	68.8	71.8
27/12/2023	13:25	66.8	69.8		69.7	72.7	65.6	68.6
27/12/2023	13:30	67.2	70.2		70.8	73.8	64.0	67.0
27/12/2023	13:35	71.0	74.0		73.4	76.4	68.9	71.9
27/12/2023	13:40	68.0	71.0	72.4	69.0	72.0	65.6	68.6
27/12/2023	13:45	70.7	73.7		72.5	75.5	69.2	72.2
27/12/2023	13:50	70.5	73.5		72.5	75.5	67.4	70.4
27/12/2023	13:55	67.4	70.4		70.6	73.6	66.1	69.1
27/12/2023	14:00	67.5	70.5		69.4	72.4	64.8	67.8
27/12/2023	14:05	67.1	70.1		69.3	72.3	64.5	67.5
27/12/2023	14:10	67.3	70.3	71.9	69.8	72.8	64.6	67.6
27/12/2023	14:15	70.4	73.4		73.7	76.7	66.9	69.9
27/12/2023	14:20	70.7	73.7		71.7	74.7	68.6	71.6
27/12/2023	14:25	68.9	71.9		71.7	74.7	65.5	68.5
27/12/2023	14:30	68.8	71.8		71.1	74.1	67.1	70.1
27/12/2023	14:35	66.8	69.8		69.4	72.4	65.3	68.3
27/12/2023	14:40	68.0	71.0	71.6	69.9	72.9	65.3	68.3
27/12/2023	14:45	70.9	73.9		73.1	76.1	67.5	70.5
27/12/2023	14:50	68.6	71.6		71.8	74.8	67.1	70.1
27/12/2023	14:55	67.5	70.5		69.5	72.5	64.0	67.0
27/12/2023	15:00	70.5	73.5		73.7	76.7	67.3	70.3
27/12/2023	15:05	71.5	74.5		74.9	77.9	70.1	73.1
27/12/2023	15:10	67.7	70.7	72.5	71.3	74.3	65.2	68.2
27/12/2023	15:15	70.7	73.7		73.4	76.4	67.9	70.9
27/12/2023	15:20	67.6	70.6		70.4	73.4	66.0	69.0
27/12/2023	15:25	66.8	69.8		70.3	73.3	64.1	67.1
27/12/2023	15:30	70.0	73.0		73.3	76.3	67.5	70.5
27/12/2023	15:35	70.7	73.7		71.8	74.8	68.0	71.0
27/12/2023	15:40	66.3	69.3	72.7	68.0	71.0	63.0	66.0
27/12/2023	15:45	71.2	74.2		72.4	75.4	69.5	72.5
27/12/2023	15:50	69.0	72.0		72.3	75.3	67.8	70.8
27/12/2023	15:55	69.6	72.6		72.6	75.6	68.3	71.3
27/12/2023	16:00	66.3	69.3		69.8	72.8	63.7	66.7
27/12/2023	16:05	68.8	71.8		70.8	73.8	65.9	68.9
27/12/2023	16:10	67.3	70.3	71.1	70.1	73.1	63.6	66.6
27/12/2023	16:15	69.9	72.9		71.5	74.5	67.4	70.4
27/12/2023	16:20	66.7	69.7		68.3	71.3	64.9	67.9
27/12/2023	16:25	68.4	71.4		71.5	74.5	64.7	67.7
27/12/2023	16:30	67.3	70.3	72.4	69.2	72.2	66.3	69.3
27/12/2023	16:35	69.4	72.4		72.4	75.4	66.4	69.4
27/12/2023	16:40	67.7	70.7		71.4	74.4	65.9	68.9
27/12/2023	16:45	71.2	74.2		72.2	75.2	69.1	72.1
27/12/2023	16:50	71.0	74.0		72.5	75.5	68.6	71.6
27/12/2023	16:55	68.4	71.4		71.0	74.0	67.4	70.4
27/12/2023	17:00	68.5	71.5		71.3	74.3	66.6	69.6
27/12/2023	17:05	71.4	74.4		72.7	75.7	69.1	72.1
27/12/2023	17:14	69.9	72.9	73.1	71.4	74.4	66.3	69.3
27/12/2023	17:19	67.1	70.1		68.2	71.2	64.3	67.3
27/12/2023	17:24	71.0	74.0		74.2	77.2	68.3	71.3
27/12/2023	17:29	71.0	74.0		74.0	77.0	67.5	70.5
27/12/2023	17:34	68.7	71.7		70.1	73.1	67.3	70.3
27/12/2023	17:39	67.8	70.8		70.8	73.8	64.5	67.5
27/12/2023	17:44	69.8	72.8	72.5	71.6	74.6	67.0	70.0
27/12/2023	17:49	69.2	72.2		71.8	74.8	66.2	69.2
27/12/2023	17:54	71.0	74.0		74.2	77.2	68.2	71.2
27/12/2023	17:59	69.8	72.8		72.5	75.5	67.5	70.5
27/12/2023	18:04	70.5	73.5		72.2	75.2	66.6	69.6
27/12/2023	18:09	70.7	73.7		74.6	77.6	68.2	71.2
27/12/2023	18:14	68.1	71.1	73.6	70.0	73.0	64.7	67.7
27/12/2023	18:19	71.5	74.5		75.2	78.2	68.7	71.7
27/12/2023	18:24	71.2	74.2		72.9	75.9	69.2	72.2
27/12/2023	18:29	70.6	73.6		74.4	77.4	68.2	71.2
27/12/2023	18:34	68.7	71.7		72.2	75.2	66.6	69.6
27/12/2023	18:39	68.6	71.6		72.0	75.0	65.6	68.6
27/12/2023	18:44	67.7	70.7	71.3	69.2	72.2	63.9	66.9
27/12/2023	18:49	67.8	70.8		69.4	72.4	64.3	67.3
27/12/2023

Station: HC_M3A

Remark: *For Free Field measurement, +3 dB(A) was added to the measured results.

Date	Start Time	Leq (5mins)	Leq (5mins)*	Leq (30mins)	L10 (5mins)	L10 (5mins)*	L90 (5mins)	L90 (5mins)*
28/12/2023	07:04	63.6	66.6		66.0	69.0	62.8	65.8
28/12/2023	07:09	61.4	64.4		63.5	66.5	60.3	63.3
28/12/2023	07:14	61.5	64.5	65.9	62.5	65.5	59.5	62.5
28/12/2023	07:19	64.7	67.7		65.8	68.8	62.2	65.2
28/12/2023	07:24	61.9	64.5		65.4	68.4	57.4	60.4
28/12/2023	07:29	63.6	66.5		66.7	69.7	61.3	64.3
28/12/2023	07:34	64.6	67.6		68.3	71.3	63.0	66.0
28/12/2023	07:39	64.6	67.6		66.4	69.4	60.8	63.8
28/12/2023	07:44	63.2	66.2	66.9	66.4	69.4	60.7	63.7
28/12/2023	07:49	64.4	67.4		66.6	69.6	61.4	64.4
28/12/2023	07:54	62.9	65.9		66.2	69.2	61.1	64.1
28/12/2023	07:59	63.4	66.4		64.9	67.9	60.5	63.5
28/12/2023	08:04	65.3	68.3		67.6	70.6	63.0	66.0
28/12/2023	08:09	63.3	66.3		65.6	68.6	61.4	64.4
28/12/2023	08:14	65.0	68.0	68.5	67.0	70.0	61.1	64.1
28/12/2023	08:19	67.2	70.2		69.8	72.8	63.4	66.4
28/12/2023	08:24	66.1	69.1		69.2	72.2	64.0	67.0
28/12/2023	08:29	65.3	68.3		67.0	70.0	64.0	67.0
28/12/2023	08:34	66.4	69.4		70.1	73.1	64.0	67.0
28/12/2023	08:39	65.2	68.2		67.3	70.3	63.1	66.1
28/12/2023	08:44	66.1	69.1	69.0	68.8	71.8	62.3	65.3
28/12/2023	08:49	66.4	69.4		70.0	73.0	62.8	65.8
28/12/2023	08:54	65.5	68.5		69.1	72.1	63.7	66.7
28/12/2023	08:59	66.2	69.2		69.8	72.8	63.4	66.4
28/12/2023	09:04	67.2	70.2		71.2	74.2	65.1	68.1
28/12/2023	09:09	65.5	68.5		68.3	71.3	61.6	64.6
28/12/2023	09:14	65.7	68.7	69.3	68.1	71.1	62.1	65.1
28/12/2023	09:19	66.2	69.2		68.0	71.0	62.3	65.3
28/12/2023	09:24	66.6	69.6		69.7	72.7	65.7	68.7
28/12/2023	09:29	66.5	69.5		70.6	73.6	62.4	65.4
28/12/2023	09:34	68.0	71.0		72.0	75.0	65.3	68.3
28/12/2023	09:39	66.3	69.3		68.9	71.9	63.0	66.0
28/12/2023	09:44	66.2	69.2	69.9	69.1	72.1	62.8	65.8
28/12/2023	09:49	66.5	69.5		68.5	71.5	64.7	67.7
28/12/2023	09:54	66.4	69.4		68.5	71.5	63.6	66.6
28/12/2023	09:59	67.8	70.8		72.0	75.0	66.0	69.0
28/12/2023	10:04	68.0	71.0		70.6	73.6	65.0	68.0
28/12/2023	10:09	66.3	69.3		70.3	73.3	63.8	66.8
28/12/2023	10:14	66.3	69.3	69.9	70.7	73.7	62.7	65.7
28/12/2023	10:19	66.3	69.3		68.5	71.5	62.9	65.9
28/12/2023	10:24	67.4	70.4		70.9	73.9	63.4	66.4
28/12/2023	10:29	67.0	70.0		70.6	73.6	64.5	67.5
28/12/2023	10:34	67.0	70.0		71.1	74.1	63.5	66.5
28/12/2023	10:39	67.0	70.0		71.0	74.0	63.2	66.2
28/12/2023	10:44	66.6	69.6	70.0	71.0	74.0	62.9	65.9
28/12/2023	10:49	67.6	70.6		70.6	73.6	65.2	68.2
28/12/2023	10:54	66.6	69.6		70.6	73.6	64.6	67.6
28/12/2023	10:59	67.2	70.2		69.3	72.3	64.2	67.2
28/12/2023	11:04	66.4	69.4		69.8	72.8	64.6	67.6
28/12/2023	11:09	67.3	70.3		71.3	74.3	64.3	67.3
28/12/2023	11:14	68.7	71.7	71.0	70.6	73.6	66.7	69.7
28/12/2023	11:19	67.7	70.7		69.6	72.6	64.9	67.9
28/12/2023	11:24	70.1	73.1		74.0	77.0	67.5	70.5
28/12/2023	11:29	66.5	69.5		68.6	71.6	64.3	67.3
28/12/2023	11:34	70.6	73.6		73.4	76.4	68.8	71.8
28/12/2023	11:39	66.2	69.2		70.5	73.5	63.1	66.1
28/12/2023	11:44	66.6	69.6	71.3	70.0	73.0	64.6	67.6
28/12/2023	11:49	69.0	72.0		72.1	75.1	65.1	68.1
28/12/2023	11:54	69.2	72.2		70.4	73.4	66.1	69.1
28/12/2023	11:59	66.5	69.5		67.6	70.6	63.5	66.5
28/12/2023	12:04	67.0	70.0		69.6	72.6	63.9	66.9
28/12/2023	12:09	70.1	73.1		73.8	76.8	66.8	69.8
28/12/2023	12:14	68.1	71.1	71.9	70.0	73.0	64.6	67.6
28/12/2023	12:19	67.1	70.1		69.4	72.4	65.5	68.5
28/12/2023	12:24	70.7	73.7		73.6	76.6	68.1	71.1
28/12/2023	12:29	69.0	72.0		72.6	75.6	67.8	70.8
28/12/2023	12:34	68.2	71.2		69.9	72.9	66.0	69.0
28/12/2023	12:39	69.9	72.9	71.8	73.5	76.5	68.5	71.5
28/12/2023	12:44	68.5	71.5		70.0	73.0	66.8	69.8
28/12/2023	12:49	70.1	73.1		72.0	75.0	67.0	70.0
28/12/2023	12:54	68.7	71.7		70.0	73.0	66.8	69.8
28/12/2023	12:59	66.7	69.7		68.4	71.4	64.9	67.9
28/12/2023	13:04	68.3	71.3		71.2	74.2	64.9	67.9
28/12/2023	13:09	67.7	70.7		69.5	72.5	64.4	67.4
28/12/2023	13:14	68.6	71.6	70.7	71.7	74.7	65.4	68.4
28/12/2023	13:19	68.1	71.1		69.2	72.2	66.7	69.7
28/12/2023	13:24	66.3	69.3		69.4	72.4	63.3	66.3
28/12/2023	13:29	67.0	70.0		69.6	72.6	64.6	67.6
28/12/2023	13:34	69.5	72.5		72.9	75.9	66.7	69.7
28/12/2023	13:39	67.0	70.0		68.8	71.8	63.9	66.9
28/12/2023	13:44	67.8	70.8	72.1	68.8	71.8	66.2	69.2
28/12/2023	13:49	69.6	72.6		70.7	73.7	67.0	70.0
28/12/2023	13:54	68.2	71.2		70.7	73.7	66.4	69.4
28/12/2023	13:59	71.3	74.3		73.0	76.0	68.5	71.5
28/12/2023	14:04	70.0	73.0		72.2	75.2	66.3	69.3
28/12/2023	14:09	68.8	71.8		70.1	73.1	65.6	68.6
28/12/2023	14:14	68.5	71.5	72.4	70.7	73.7	67.0	70.0
28/12/2023	14:19	69.8	72.8		71.2	74.2	68.0	71.0
28/12/2023	14:24	70.3	73.3		72.1	75.1	68.7	71.7
28/12/2023	14:29	68.5	71.5		71.6	74.6	67.5	70.5
28/12/2023	14:34	66.9	69.9		70.2	73.2	64.2	67.2
28/12/2023	14:39	67.8	70.8		70.4	73.4	64.3	67.3
28/12/2023	14:44	70.2	73.2	72.0	73.7	76.7	66.6	69.6
28/12/2023	14:49	70.9	73.9		72.1	75.1	69.6	72.6
28/12/2023	14:54	69.9	72.9		73.4	76.4	68.5	71.5
28/12/2023	14:59	66.5	69.5		69.6	72.6	63.4	66.4
28/12/2023	15:04	66.9	69.9		68.5	71.5	64.6	67.6
28/12/2023	15:09	68.8	71.8		71.4	74.4	67.2	70.2
28/12/2023	15:14	67.6	70.6	72.1	70.2	73.2	65.4	68.4
28/12/2023	15:19	68.4	71.4		71.5	74.5	66.8	69.8
28/12/2023	15:24	70.2	73.2		73.4	76.4	67.1	70.1
28/12/2023	15:29	71.1	74.1		72.3	75.3	67.8	70.8
28/12/2023	15:34	68.1	71.1		69.5	72.5	65.7	68.7
28/12/2023	15:39	67.9	70.9		71.4	74.4	65.0	68.0
28/12/2023	15:44	67.9	70.9	71.5	69.6	72.6	64.9	67.9
28/12/2023	15:49	68.7	71.7		72.4	75.4	65.9	68.9
28/12/2023	15:54	68.9	71.9		71.2	74.2	65.7	68.7
28/12/2023	15:59	69.3	72.3		70.8	73.8	66.1	69.1
28/12/2023	16:04	66.9	69.9		70.1	73.1	64.9	67.9
28/12/2023	16:09	71.1	74.1		73.9	76.9	67.7	70.7
28/12/2023	16:14	67.0	70.0	72.2	70.2	73.2	65.3	68.3
28/12/2023	16:19	69.3	72.3		71.4	74.4	67.0	70.0
28/12/2023	16:24	68.1	71.1		69.4	72.4	64.4	67.4
28/12/2023	16:29	70.9	73.9		72.3	75.3	68.0	71.0
28/12/2023	16:34	67.9	70.9		69.6	72.6	64.7	67.7
28/12/2023	16:39	67.6	70.6		70.1	73.1	66.1	69.1
28/12/2023	16:44	69.9	72.9	72.6	71.5	74.5	67.6	70.6
28/12/2023	16:49	69.6	72.6		72.3	75.3	66.7	69.7
28/12/2023	16:54	71.5	74.5		75.1	78.1	68.3	71.3
28/12/2023	16:59	70.1	73.1		73.0	76.0	66.8	69.8
28/12/2023	17:04	71.1	74.1		72.5	75.5	67.8	70.8
28/12/2023	17:09	69.6	72.6		71.7	74.7	68.0	71.0
28/12/2023	17:14	67.7	70.7	71.9	69.1	72.1	64.2	67.2
28/12/2023	17:19	68.4	71.4		71.8	74.8	67.0	70.0
28/12/2023	17:24	66.3	69.3		69.2	72.2	63.8	66.8
28/12/2023	17:29	68.6	71.6		70.4	73.4	65.5	68.5
28/12/2023	17:34	68.7	71.7		72.6	75.6	67.3	70.3
28/12/2023	17:39	68.2	71.2		70.7	73.7	65.5	68.5
28/12/2023	17:44	67.0	70.0	71.3	69.2	72.2	64.7	67.7
28/12/2023	17:49	68.2	71.2		69.7	72.7	64.3	67.3
28/12/2023	17:54	67.8	70.8		71.1	74.1	64.6	67.6
28/12/2023	17:59	69.3	72.3		70.8	73.8	66.1	69.1
28/12/2023	18:04	67.6	70.6		70.3	73.3	66.1	69.1
28/12/2023	18:09	67.3	70.3		69.6	72.6	65.1	68.1
28/12/2023	18:14	69.1	72.1	71.4	71.5	74.5	66.6	69.6
28/12/2023	18:19	70.9	73.9		74.6	77.6	69.4	72.4
28/12/2023	18:24	67.3	70.3		70.1	73.1	64.6	67.6
28/12/2023	18:29	66.4	69.4		69.5	72.5	63.2	66.2
28/12/2023	18:34	71.2	74.2		74.6	77.6	69.5	72.5
28/12/2023	18:39	66.6	69.6		68.0	71.0	63.6	66.6
28/12/2023	18:44	71.1	74.1	73.0	74.7	77.7	69.4	72.4
28/12/2023	18:49	68.2	71.2		69.9	72.9	65.3	68.3
28/12/2023	18:54	71.4	74.4		73.5	76.5	67.9	70.9
28/12/2023	18:59	69.2	72.2		72.4	75.4	65.4	68.4
			Mean	70.8				
			Maximum	73.0				
			Minimum	65.9				

Date	Start Time	Leq (5mins)	Leq (5mins)*	Leq (30mins)	L10 (5mins)	L10 (5mins)*	L90 (5mins)	L90 (5mins)*
29/12/2023	7:04	63.0	66.0		64.5	67.5	61.0	64.0
29/12/2023	7:09	62.5	65.5		64.3	67.3	60.6	63.6
29/12/2023	7:14	62.8	65.8	65.6	65.0	68.0	60.4	63.4
29/12/2023	7:19	63.4	66.4		65.0	68.0	61.4	64.4
29/12/2023	7:24	61.5	64.5		65.1	68.1	59.6	62.6
29/12/2023	7:29	62.2	65.2		63.7	66.7	59.7	62.7
29/12/2023	7:34	61.9	64.9		63.6	66.6	58.3	61.3
29/12/2023	7:39	64.2	67.2		66.0	69.0	60.9	63.9
29/12/2023	7:44	63.3	66.3	66.4	65.6	68.6	61.2	64.2
29/12/2023	7:49	63.3	66.3		65.0	68.0	60.3	63.3
29/12/2023	7:54	64.3	67.3		66.4	69.4	60.6	63.6
29/12/2023	7:59	63.2	66.2		66.1	69.1	59.8	62.8
29/12/2023	8:04	65.2	68.2		66.6	69.6	63.1	66.1
29/12/2023	8:09	63.1	66.1		67.2	70.2	60.6	63.6
29/12/2023	8:14	64.8	67.8	68.1	68.9	71.9	62.5	65.5
29/12/2023	8:19	65.7	68.7		69.2	72.2	63.0	66.0
29/12/2023	8:24	65.9	68.9		70.0	73.0	63.1	66.1
29/12/2023	8:29	65.4	68.4		68.9	71.9	62.6	65.6
29/12/2023	8:34	66.0	69.0		69.4	72.4	64.2	67.2
29/12/2023	8:39	66.2	69.2		70.2	73.2	63.7	66.7
29/12/2023	8:44	67.1	70.1	69.5	68.9	71.9	64.1	67.1
29/12/2023	8:49	65.8	68.8		69.4	72.4	63.1	66.1
29/12/2023	8:54	67.1	70.1		69.2	72.2	64.2	67.2
29/12/2023	8:59	66.9	69.9		70.2	73.2	64.1	67.1
29/12/2023	9:04	66.8	69.8		68.4	71.4	65.5	68.5
29/12/2023	9:09	67.1	70.1		69.4	72.4	62.9	65.9
29/12/2023	9:14	66.0	69.0	69.3	69.6	72.6	63.0	66.0
29/12/2023	9:19	65.5	68.5		68.6	71.6	62.9	65.9
29/12/2023	9:24	65.9	68.9		68.3	71.3	62.1	65.1
29/12/2023	9:29	66.4	69.4		70.3	73.3	63.8	66.8
29/12/2023	9:34	67.7	70.7		70.8	73.8	65.8	68.8
29/12/2023	9:39	66.7	69.7		70.0	73.0	64.9	67.9
29/12/2023	9:44	67.3	70.3	70.0	69.3	72.3	65.5	68.5
29/12/2023	9:49	67.2	70.2		69.0	72.0	63.0	66.0
29/12/2023	9:54	66.2	69.2		68.3	71.3	64.4	67.4
29/12/2023	9:59	66.9	69.9		70.0	73.0	64.0	67.0
29/12/2023	10:04	67.5	70.5		71.2	74.2	64.6	67.6
29/12/2023	10:09	68.2	71.2		70.0	73.0	65.4	68.4
29/12/2023	10:14	67.8	70.8	70.7	71.1	74.1	64.0	67.0
29/12/2023	10:19	68.0	71.0		71.0	74.0	65.9	68.9
29/12/2023	10:24	66.2	69.2		68.0	71.0	63.0	66.0
29/12/2023	10:29	68.1	71.1		70.4	73.4	64.1	67.1
29/12/2023	10:34	68.0	71.0		71.1	74.1	63.8	66.8
29/12/2023	10:39	66.8	69.8		70.4	73.4	64.6	67.6
29/12/2023	10:44	68.1	71.1	70.7	71.8	74.8	65.8	68.8
29/12/2023	10:49	68.3	71.3		71.7	74.7	64.7	67.7
29/12/2023	10:54	67.6	70.6		71.8	74.8	65.4	68.4
29/12/2023	10:59	67.1	70.1		70.3	73.3	64.1	67.1
29/12/2023	11:04	66.5	69.5		68.5	71.5	62.4	65.4
29/12/2023	11:09	67.5	70.5		69.9	72.9	64.5	67.5
29/12/2023	11:18	67.6	70.6		70.0	73.0	63.8	66.8
29/12/2023	11:23	68.2	71.2		70.4	73.4	65.3	68.3
29/12/2023	11:28	67.8	70.8		70.6	73.6	66.0	69.0
29/12/2023	11:33	67.3	70.3		70.2	73.2	64.7	67.7
29/12/2023	11:38	67.9	70.9		71.7	74.7	65.9	68.9
29/12/2023	11:43	70.6	73.6	71.7	72.7	75.7	68.1	71.1
29/12/2023	11:48	67.0	70.0		71.2	74.2	64.0	67.0
29/12/2023	11:53	70.1	73.1		72.9	75.9	66.4	69.4
29/12/2023	11:58	67.6	70.6		70.4	73.4	66.6	69.6
29/12/2023	12:03	70.7	73.7		71.8	74.8	68.6	71.6
29/12/2023	12:08	68.7	71.7		70.5	73.5	67.7	70.7
29/12/2023	12:13	69.3	72.3	72.1	71.6	74.6	67.6	70.6
29/12/2023	12:18	68.4	71.4		69.6	72.6	67.4	70.4
29/12/2023	12:23	69.9	72.9		71.4	74.4	67.0	70.0
29/12/2023	12:28	66.6	69.6		67.8	70.8	65.3	68.3
29/12/2023	12:33	66.7	69.7		68.7	71.7	63.7	66.7
29/12/2023	12:38	70.3	73.3		71.7	74.7	68.6	71.6
29/12/2023	12:43	68.2	71.2	71.2	71.0	74.0	66.5	69.5
29/12/2023	12:48	68.6	71.6		72.3	75.3	65.1	68.1
29/12/2023	12:53	66.3	69.3		69.8	72.8	64.2	67.2
29/12/2023	12:58	68.1	71.1		70.1	73.1	66.0	69.0
29/12/2023	13:03	69.8	72.8		73.4	76.4	66.8	69.8
29/12/2023	13:08	68.5	71.5		71.6	74.6	65.3	68.3
29/12/2023	13:13	68.1	71.1	71.8	70.0	73.0	64.4	67.4
29/12/2023	13:18	70.6	73.6		73.2	76.2	67.5	70.5
29/12/2023	13:23	67.2	70.2		69.3	72.3	65.0	68.0
29/12/2023	13:28	67.4	70.4		70.1	73.1	65.4	68.4
29/12/2023	13:33	68.8	71.8		70.4	73.4	67.5	70.5
29/12/2023	13:38	66.8	69.8		69.9	72.9	64.2	67.2
29/12/2023	13:43	71.4	74.4	72.3	73.2	76.2	68.6	71.6
29/12/2023	13:48	71.1	74.1		72.5	75.5	67.6	70.6
29/12/2023	13:53	68.0	71.0		69.3	72.3	64.7	67.7
29/12/2023	13:58	67.7	70.7		71.3	74.3	64.8	67.8
29/12/2023	14:03	71.7	74.7		73.2	76.2	69.3	72.3
29/12/2023	14:08	69.1	72.1		71.1	74.1	67.3	70.3
29/12/2023	14:13	66.6	69.6	72.8	69.6	72.6	64.8	67.8
29/12/2023	14:18	71.5	74.5		74.8	77.8	68.7	71.7
29/12/2023	14:23	67.1	70.1		69.6	72.6	64.4	67.4
29/12/2023	14:28	70.3	73.3		72.3	75.3	68.3	71.3
29/12/2023	14:33	68.9	71.9		72.3	75.3	67.4	70.4
29/12/2023	14:38	67.7	70.7		69.9	72.9	66.2	69.2
29/12/2023	14:43	71.7	74.7	72.7	74.8	77.8	69.8	72.8
29/12/2023	14:48	69.2	72.2		71.4	74.4	65.5	68.5
29/12/2023	14:53	69.6	72.6		72.2	75.2	66.1	69.1
29/12/2023	14:58	70.1	73.1		72.4	75.4	68.1	71.1
29/12/2023	15:03	71.2	74.2		74.4	77.4	69.4	72.4
29/12/2023	15:08	71.5	74.5		74.1	77.1	69.7	72.7
29/12/2023	15:13	69.7	72.7	72.4	71.0	74.0	66.4	69.4
29/12/2023	15:18	68.6	71.6		71.0	74.0	66.7	69.7
29/12/2023	15:23	66.4	69.4		68.2	71.2	64.5	67.5
29/12/2023	15:28	66.6	69.6		68.4	71.4	64.5	67.5
29/12/2023	15:33	71.3	74.3		72.9	75.9	68.5	71.5
29/12/2023	15:38	70.8	73.8		73.8	76.8	69.3	72.3
29/12/2023	15:43	66.7	69.7	72.1	68.4	71.4	63.1	66.1
29/12/2023	15:48	67.3	70.3		69.2	72.2	65.3	68.3
29/12/2023	15:53	66.8	69.8		70.2	73.2	64.2	67.2
29/12/2023	15:58	69.4	72.4		70.5	73.5	66.2	69.2
29/12/2023	16:03	71.7	74.7		72.7	75.7	69.8	72.8
29/12/2023	16:08	69.1	72.1		71.2	74.2	68.0	71.0
29/12/2023	16:13	71.6	74.6	72.8	74.0	77.0	70.2	73.2
29/12/2023	16:18	66.3	69.3		69.1	72.1	62.6	65.6
29/12/2023	16:23	67.0	70.0		69.8	72.8	63.8	66.8
29/12/2023	16:28	70.0	73.0		71.4	74.4	67.0	70.0
29/12/2023	16:33	68.6	71.6		71.5	74.5	65.9	68.9
29/12/2023	16:38	68.0	71.0		71.6	74.6	64.9	67.9
29/12/2023	16:43	66.8	69.8	71.7	70.4	73.4	64.9	67.9
29/12/2023	16:48	69.6	72.6		72.7	75.7	67.9	70.9
29/12/2023	16:53	69.3	72.3		71.9	74.9	67.2	70.2
29/12/2023	16:58	69.5	72.5		71.3	74.3	67.6	70.6
29/12/2023	17:03	68.6	71.6		70.1	73.1	65.9	68.9
29/12/2023	17:08	70.9	73.9		74.1	77.1	67.3	70.3
29/12/2023	17:13	70.0	73.0	72.2	72.1	75.1	69.0	72.0
29/12/2023	17:18	69.0	72.0		71.7	74.7	67.6	70.6
29/12/2023	17:23	68.9	71.9		70.6	73.6	67.0	70.0
29/12/2023	17:28	67.0	70.0		69.6	72.6	65.1	68.1
29/12/2023	17:33	67.4	70.4		68.8	71.8	64.2	67.2
29/12/2023	17:38	68.1	71.1		71.5	74.5	64.6	67.6
29/12/2023	17:43	69.1	72.1	71.4	70.6	73.6	66.1	69.1
29/12/2023	17:48	70.3	73.3		73.4	76.4	67.4	70.4
29/12/2023	17:53	67.8	70.8		70.6	73.6	65.1	68.1
29/12/2023	17:58	67.1	70.1		70.6	73.6	64.7	67.7
29/12/2023	18:03	68.8	71.8		72.0	75.0	65.8	68.8
29/12/2023	18:08	71.1	74.1		74.1	77.1	68.2	71.2
29/12/2023	18:13	66.6	69.6	71.6	68.1	71.1	65.0	68.0
29/12/2023	18:18	66.6	69.6		68.1	71.1	64.0	67.0
29/12/2023	18:23	67.7	70.7		71.6	74.6	64.0	67.0
29/12/2023	18:28	68.8	71.8		71.1	74.1	67.0	70.0
29/12/2023	18:33	71.4	74.4		75.1	78.1	67.7	70.7
29/12/2023	18:38	68.9	71.9	73.2	71.2	74.2	65.2	68.2
29/12/2023	18:43	69.8	72.8		72.6	75.6	68.3	71.3
29/12/2023	18:48	68.7	71.7		70.7	73.7	66.6	69.6
29/12/2023	18:53	70.8	73.8		72.9	75.9	69.4	72.4
29/12/2023	18:58

Station: HC_M3A

Remark: *For Free Field measurement, +3 dB(A) was added to the measured results.

Date	Start Time	Leq (5mins)	Leq (5mins)*	Leq (30mins)	L10 (5mins)	L10 (5mins)*	L90 (5mins)	L90 (5mins)*
30/12/2023	7:03	64.1	67.1		65.8	68.8	62.3	65.3
30/12/2023	7:08	65.7	68.7		68.0	71.0	64.4	67.4
30/12/2023	7:13	64.1	67.1	66.9	65.1	68.1	61.7	64.7
30/12/2023	7:18	61.9	64.9		63.9	66.9	60.2	63.2
30/12/2023	7:23	61.2	64.2		62.9	65.9	59.4	62.4
30/12/2023	7:28	64.8	67.8		68.6	71.6	61.1	64.1
30/12/2023	7:33	62.8	65.8		65.5	68.5	60.1	63.1
30/12/2023	7:38	64.9	67.9		67.5	70.5	61.1	64.1
30/12/2023	7:43	63.1	66.1	66.8	64.4	67.4	60.3	63.3
30/12/2023	7:48	64.4	67.4		66.5	69.5	62.5	65.5
30/12/2023	7:53	64.2	67.2		68.2	71.2	62.1	65.1
30/12/2023	7:58	63.2	66.2		65.9	68.9	59.4	62.4
30/12/2023	8:03	65.7	68.7		67.6	70.6	62.9	65.9
30/12/2023	8:08	63.4	66.4		64.7	67.7	60.8	63.8
30/12/2023	8:13	62.5	65.5	66.7	64.9	67.9	58.8	61.8
30/12/2023	8:18	63.3	66.3		65.2	68.2	59.3	62.3
30/12/2023	8:23	63.9	66.9		65.3	68.3	62.6	65.6
30/12/2023	8:28	62.6	65.6		64.9	67.9	59.4	62.4
30/12/2023	8:33	66.7	69.7		68.8	71.8	63.4	66.4
30/12/2023	8:38	66.9	69.9		68.6	71.6	64.5	67.5
30/12/2023	8:43	65.5	68.5	69.7	67.2	70.2	63.3	66.3
30/12/2023	8:48	67.0	70.0		70.5	73.5	65.5	68.5
30/12/2023	8:53	67.3	70.3		68.9	71.9	63.9	66.9
30/12/2023	8:58	66.6	69.6		69.0	72.0	63.6	66.6
30/12/2023	9:03	65.4	68.4		67.7	70.7	63.2	66.2
30/12/2023	9:08	65.8	68.8		68.6	71.6	61.5	64.5
30/12/2023	9:13	65.4	68.4	68.9	69.0	72.0	62.6	65.6
30/12/2023	9:18	66.6	69.6		68.6	71.6	64.3	67.3
30/12/2023	9:23	65.4	68.4		69.2	72.2	61.8	64.8
30/12/2023	9:28	66.7	69.7		69.9	72.9	62.9	65.9
30/12/2023	9:33	65.2	68.2		69.6	72.6	61.2	64.2
30/12/2023	9:38	68.0	71.0		70.6	73.6	65.6	68.6
30/12/2023	9:43	68.0	71.0	70.4	71.2	74.2	64.1	67.1
30/12/2023	9:48	67.3	70.3		71.0	74.0	64.8	67.8
30/12/2023	9:53	68.2	71.2		72.3	75.3	66.2	69.2
30/12/2023	9:58	67.2	70.2		70.3	73.3	63.7	66.7
30/12/2023	10:03	66.2	69.2		68.3	71.3	62.5	65.5
30/12/2023	10:08	66.7	69.7		69.5	72.5	62.5	65.5
30/12/2023	10:13	67.5	70.5	70.0	69.3	72.3	63.9	66.9
30/12/2023	10:18	67.7	70.7		70.7	73.7	63.6	66.6
30/12/2023	10:23	66.5	69.5		69.3	72.3	62.6	65.6
30/12/2023	10:28	67.3	70.3		71.0	74.0	63.5	66.5
30/12/2023	10:33	68.1	71.1		71.8	74.8	65.8	68.8
30/12/2023	10:38	66.6	69.6		69.4	72.4	63.1	66.1
30/12/2023	10:43	67.2	70.2	70.1	71.6	74.6	64.7	67.7
30/12/2023	10:48	66.7	69.7		68.7	71.7	62.6	65.6
30/12/2023	10:53	66.6	69.6		68.9	71.9	63.8	66.8
30/12/2023	10:58	67.2	70.2		69.7	72.7	64.8	67.8
30/12/2023	11:03	68.3	71.3		70.5	73.5	66.3	69.3
30/12/2023	11:08	66.9	69.9	70.4	71.1	74.1	64.4	67.4
30/12/2023	11:13	66.5	69.5		68.9	71.9	62.5	65.5
30/12/2023	11:18	66.4	69.4		68.6	71.6	62.9	65.9
30/12/2023	11:23	66.5	69.5		70.4	73.4	62.5	65.5
30/12/2023	11:28	69.2	72.2		71.0	74.0	66.8	69.8
30/12/2023	11:33	67.0	70.0		69.7	72.7	62.8	65.8
30/12/2023	11:38	70.2	73.2		73.7	76.7	66.0	69.0
30/12/2023	11:43	69.6	72.6	71.8	73.4	76.4	67.7	70.7
30/12/2023	11:48	70.6	73.6		73.0	76.0	68.5	71.5
30/12/2023	11:53	66.2	69.2		67.8	70.8	64.9	67.9
30/12/2023	11:58	66.8	69.8		68.6	71.6	64.8	67.8
30/12/2023	12:03	69.3	72.3		70.6	73.6	68.0	71.0
30/12/2023	12:08	69.4	72.4	72.4	72.0	75.0	67.8	70.8
30/12/2023	12:13	68.2	71.2		71.5	74.5	64.6	67.6
30/12/2023	12:18	69.2	72.2		72.4	75.4	66.2	69.2
30/12/2023	12:23	70.7	73.7		72.0	75.0	67.6	70.6
30/12/2023	12:28	69.3	72.3		70.3	73.3	67.6	70.6
30/12/2023	12:33	68.8	71.8		72.4	75.4	66.8	69.8
30/12/2023	12:38	67.1	70.1		68.6	71.6	65.3	68.3
30/12/2023	12:43	67.0	70.0	71.2	70.3	73.3	66.0	69.0
30/12/2023	12:48	69.0	72.0		70.0	73.0	65.5	68.5
30/12/2023	12:53	68.5	71.5		70.5	73.5	66.7	69.7
30/12/2023	12:58	68.3	71.3		69.5	72.5	66.9	69.9
30/12/2023	13:03	68.6	71.6		71.8	74.8	67.0	70.0
30/12/2023	13:08	70.1	73.1		72.5	75.5	66.4	69.4
30/12/2023	13:13	68.7	71.7	72.0	70.2	73.2	66.0	69.0
30/12/2023	13:18	67.0	70.0		69.5	72.5	63.4	66.4
30/12/2023	13:23	70.7	73.7		72.7	75.7	67.5	70.5
30/12/2023	13:28	67.7	70.7		69.4	72.4	65.2	68.2
30/12/2023	13:33	69.1	72.1		71.7	74.7	65.7	68.7
30/12/2023	13:38	67.6	70.6		69.3	72.3	65.1	68.1
30/12/2023	13:43	67.9	70.9	71.9	68.9	71.9	65.8	68.8
30/12/2023	13:48	67.8	70.8		69.4	72.4	66.0	69.0
30/12/2023	13:53	70.7	73.7		72.5	75.5	68.1	71.1
30/12/2023	13:58	69.4	72.4		73.0	76.0	66.6	69.6
30/12/2023	14:03	71.0	74.0		72.1	75.1	68.7	71.7
30/12/2023	14:08	71.0	74.0		73.0	76.0	70.0	73.0
30/12/2023	14:13	68.7	71.7	72.8	70.1	73.1	65.4	68.4
30/12/2023	14:18	69.8	72.8		72.8	75.8	67.0	70.0
30/12/2023	14:23	68.0	71.0		70.1	73.1	65.9	68.9
30/12/2023	14:28	69.4	72.4		72.2	75.2	66.8	69.8
30/12/2023	14:33	70.9	73.9		72.0	75.0	69.2	72.2
30/12/2023	14:38	68.5	71.5		70.5	73.5	65.0	68.0
30/12/2023	14:43	69.6	72.6	72.5	72.0	75.0	67.4	70.4
30/12/2023	14:48	66.7	69.7		67.9	70.9	64.5	67.5
30/12/2023	14:53	68.3	71.3		70.9	73.9	65.0	68.0
30/12/2023	14:58	71.3	74.3		73.6	76.6	67.7	70.7
30/12/2023	15:03	66.7	69.7		68.1	71.1	64.5	67.5
30/12/2023	15:08	69.6	72.6		73.1	76.1	68.0	71.0
30/12/2023	15:13	71.6	74.6	72.0	73.9	76.9	69.4	72.4
30/12/2023	15:18	68.0	71.0		71.5	74.5	64.9	67.9
30/12/2023	15:23	68.7	71.7		72.3	75.3	67.7	70.7
30/12/2023	15:28	67.5	70.5		69.3	72.3	65.0	68.0
30/12/2023	15:33	66.3	69.3		69.1	72.1	64.4	67.4
30/12/2023	15:38	69.8	72.8		71.9	74.9	66.3	69.3
30/12/2023	15:43	69.2	72.2	71.9	71.7	74.7	67.8	70.8
30/12/2023	15:48	66.3	69.3		68.7	71.7	63.6	66.6
30/12/2023	15:53	69.5	72.5		71.7	74.7	66.9	69.9
30/12/2023	15:58	70.7	73.7		72.0	75.0	69.6	72.6
30/12/2023	16:03	69.1	72.1		71.7	74.7	65.9	68.9
30/12/2023	16:08	69.8	72.8		73.0	76.0	66.7	69.7
30/12/2023	16:13	66.9	69.9	71.8	69.5	72.5	64.0	67.0
30/12/2023	16:18	67.0	70.0		69.7	72.7	64.0	67.0
30/12/2023	16:23	67.8	70.8		69.7	72.7	66.6	69.6
30/12/2023	16:28	70.9	73.9		73.4	76.4	68.3	71.3
30/12/2023	16:33	66.3	69.3		68.4	71.4	64.9	67.9
30/12/2023	16:38	68.3	71.3		70.3	73.3	65.3	68.3
30/12/2023	16:43	69.7	72.7	71.4	71.5	74.5	66.8	69.8
30/12/2023	16:48	67.4	70.4		70.3	73.3	65.2	68.2
30/12/2023	16:53	69.7	72.7		71.4	74.4	68.7	71.7
30/12/2023	16:58	67.9	70.9		70.6	73.6	65.5	68.5
30/12/2023	17:03	69.0	72.0		71.9	74.9	67.8	70.8
30/12/2023	17:08	67.7	70.7		69.2	72.2	64.2	67.2
30/12/2023	17:13	71.5	74.5	72.4	72.5	75.5	69.3	72.3
30/12/2023	17:18	68.1	71.1		70.2	73.2	64.7	67.7
30/12/2023	17:23	68.3	71.3		71.4	74.4	64.8	67.8
30/12/2023	17:28	70.4	73.4		73.5	76.5	67.5	70.5
30/12/2023	17:33	68.9	71.9		71.6	74.6	65.3	68.3
30/12/2023	17:38	67.6	70.6		69.6	72.6	63.7	66.7
30/12/2023	17:43	69.9	72.9	73.0	71.8	74.8	67.8	70.8
30/12/2023	17:48	70.7	73.7		73.4	76.4	69.2	72.2
30/12/2023	17:53	71.7	74.7		75.0	78.0	68.9	71.9
30/12/2023	17:58	70.2	73.2		73.3	76.3	68.7	71.7
30/12/2023	18:03	68.4	71.4		71.8	74.8	65.2	68.2
30/12/2023	18:08	69.6	72.6		72.4	75.4	67.8	70.8
30/12/2023	18:13	68.5	71.5	72.6	72.0	75.0	66.6	69.6
30/12/2023	18:18	66.6	69.6		68.1	71.1	64.1	67.1
30/12/2023	18:23	70.7	73.7		74.6	77.6	69.1	72.1
30/12/2023	18:28	71.7	74.7		75.1	78.1	69.5	72.5
30/12/2023	18:33	67.0	70.0		69.8	72.8	63.1	66.1
30/12/2023	18:38	69.4	72.4		72.4	75.4	67.5	70.5
30/12/2023	18:43	67.7	70.7	71.4	69.9	72.9	64.0	67.0
30/12/2023	18:48	68.3	71.3		71.2	74.2	64.7	67.7
30/12/2023	18:53	67.9	70.9		71.0	74.0	66.0	69.0
30/12/2023	18:58	69.7	72.7		71.9	74.9	67.6	70.6
			Mean	70.9				
			Maximum	73.0				
			Minimum	66.7				

Date	Start Time	Leq (5mins)	Leq (5mins)*	Leq (30mins)	L10 (5mins)	L10 (5mins)*	L90 (5mins)	L90 (5mins)*
31/12/2023	7:03	64.4	67.4		66.7	69.7	62.2	65.2
31/12/2023	7:08	65.8	68.8		67.1	70.1	64.4	67.4
31/12/2023	7:13	64.0	67.0	67.4	66.8	69.8	61.5	64.5
31/12/2023	7:18	64.2	67.2		67.9	70.9	61.1	64.1
31/12/2023	7:23	63.0	66.0		65.2	68.2	61.3	64.3
31/12/2023	7:28	64.7	67.7		67.6	70.6	61.8	64.8
31/12/2023	7:33	63.2	66.2		67.3	70.3	59.3	62.3
31/12/2023	7:38	64.0	67.0		67.6	70.6	62.6	65.6
31/12/2023	7:43	62.4	65.4	66.3	64.9	67.9	60.1	63.1
31/12/2023	7:48	63.2	66.2		65.8	68.8	59.6	62.6
31/12/2023	7:53	62.5	65.5		66.0	69.0	60.3	63.3
31/12/2023	7:58	64.2	67.2		67.3	70.3	62.7	65.7
31/12/2023	8:03	64.1	67.1		68.1	71.1	60.0	63.0
31/12/2023	8:08	63.1	66.1		65.7	68.7	59.2	62.2
31/12/2023	8:13	64.4	67.4	67.3	67.8	70.8	61.0	64.0
31/12/2023	8:18	65.7	68.7		67.0	70.0	63.4	66.4
31/12/2023	8:23	65.1	68.1		68.3	71.3	62.7	65.7
31/12/2023	8:28	63.0	66.0		64.7	67.7	60.8	63.8
31/12/2023	8:33	64.0	67.0		68.1	71.1	61.5	64.5
31/12/2023	8:38	65.7	68.7		69.5	72.5	63.3	66.3
31/12/2023	8:43	65.4	68.4	68.5	68.4	71.4	63.1	66.1
31/12/2023	8:48	66.0	69.0		68.3	71.3	62.9	65.9
31/12/2023	8:53	65.8	68.8		68.1	71.1	62.3	65.3
31/12/2023	8:58	65.9	68.9		69.8	72.8	64.0	67.0
31/12/2023	9:03	67.1	70.1		71.4	74.4	65.0	68.0
31/12/2023	9:08	66.2	69.2		69.3	72.3	61.9	64.9
31/12/2023	9:13	65.2	68.2	69.2	67.5	70.5	63.4	66.4
31/12/2023	9:18	67.2	70.2		71.1	74.1	63.1	66.1
31/12/2023	9:23	65.7	68.7		68.6	71.6	63.6	66.6
31/12/2023	9:28	65.7	68.7		67.7	70.7	63.4	66.4
31/12/2023	9:33	65.9	68.9		70.3	73.3	61.7	64.7
31/12/2023	9:38	65.3	68.3		69.6	72.6	63.5	66.5
31/12/2023	9:43	66.2	69.2	69.6	68.4	71.4	63.3	66.3
31/12/2023	9:48	66.5	69.5		70.0	73.0	63.3	66.3
31/12/2023	9:53	67.9	70.9		70.8	73.8	64.8	67.8
31/12/2023	9:58	67.1	70.1		70.9	73.9	64.4	67.4
31/12/2023	10:03	67.4	70.4		71.6	74.6	65.4	68.4
31/12/2023	10:08	67.3	70.3		71.6	74.6	63.5	66.5
31/12/2023	10:13	67.2	70.2	70.2	70.7	73.7	63.1	66.1
31/12/2023	10:18	68.0	71.0		70.4	73.4	63.8	66.8
31/12/2023	10:23	66.4	69.4		69.0	72.0	64.5	67.5
31/12/2023	10:28	66.4	69.4		68.4	71.4	63.4	66.4
31/12/2023	10:33	66.9	69.9		69.3	72.3	63.1	66.1
31/12/2023	10:38	67.2	70.2		70.0	73.0	64.4	67.4
31/12/2023	10:43	68.1	71.1	70.2	72.3	75.3	64.9	67.9
31/12/2023	10:48	66.6	69.6		70.5	73.5	62.8	65.8
31/12/2023	10:53	67.1	70.1		70.7	73.7	63.4	66.4
31/12/2023	10:58	66.9	69.9		69.1	72.1	63.3	66.3
31/12/2023	11:03	66.6	69.6		70.4	73.4	64.0	67.0
31/12/2023	11:08	66.3	69.3		70.0	73.0	62.8	65.8
31/12/2023	11:13	68.3	71.3	70.2	72.5	75.5	63.9	66.9
31/12/2023	11:18	66.5	69.5		69.8	72.8	62.7	65.7
31/12/2023	11:23	68.2	71.2		70.2	73.2	65.8	68.8
31/12/2023	11:28	66.7	69.7		69.5	72.5	63.2	66.2
31/12/2023	11:33	70.7	73.7		72.5	75.5	68.9	71.9
31/12/2023	11:38	66.5	69.5		69.1	72.1	64.5	67.5
31/12/2023	11:43	68.9	71.9	72.3	70.8	73.8	65.5	68.5
31/12/2023	11:48	69.5	72.5		72.0	75.0	67.6	70.6
31/12/2023	11:53	69.8	72.8		71.8	74.8	67.9	70.9
31/12/2023	11:58	69.6	72.6		73.2	76.2	67.7	70.7
31/12/2023	12:03	67.1	70.1		69.3	72.3	64.5	67.5
31/12/2023	12:08	68.2	71.2		69.4	72.4	67.2	70.2
31/12/2023	12:13	70.6	73.6	72.0	73.0	76.0	67.3	70.3
31/12/2023	12:18	69.5	72.5		72.0	75.0	67.4	70.4
31/12/2023	12:23	67.5	70.5		69.9	72.9	64.4	67.4
31/12/2023	12:28	70.0	73.0		71.0	74.0	68.1	71.1
31/12/2023	12:33	70.8	73.8		72.3	75.3	68.7	71.7
31/12/2023	12:38	68.1	71.1		70.5	73.5	64.6	67.6
31/12/2023	12:43	67.9	70.9	71.9	70.1	73.1	64.3	67.3
31/12/2023	12:48	69.0	72.0		71.3	74.3	68.0	71.0
31/12/2023	12:53	68.8	71.8		69.9	72.9	67.5	70.5
31/12/2023	12:58	67.9	70.9		70.9	73.9	65.2	68.2
31/12/2023	13:03	66.2	69.2		69.0	72.0	64.7	67.7
31/12/2023	13:08	67.5	70.5		69.3	72.3	65.8	68.8
31/12/2023	13:13	67.7	70.7	70.6	69.1	72.1	65.0	68.0
31/12/2023	13:18	69.4	72.4		72.2	75.2	67.8	70.8
31/12/2023	13:23	66.7	69.7		70.1	73.1	64.1	67.1
31/12/2023	13:28	67.1	70.1		68.2	71.2	65.4	68.4
31/12/2023	13:33	67.1	70.1		70.0	73.0	65.0	68.0
31/12/2023	13:38	66.4	69.4		67.4	70.4	64.7	67.7
31/12/2023	13:43	71.7	74.7	71.9	74.9	77.9	68.3	71.3
31/12/2023	13:48	68.1	71.1		70.1	73.1	64.7	67.7
31/12/2023	13:53	70.3	73.3		71.5	74.5	67.6	70.6
31/12/2023	13:58	67.1	70.1		70.3	73.3	66.0	69.0
31/12/2023	14:03	66.5	69.5		69.8	72.8	62.9	65.9
31/12/2023	14:08	67.5	70.5		69.2	72.2	65.4	68.4
31/12/2023	14:13	69.9	72.9	71.5	72.2	75.2	68.8	71.8
31/12/2023	14:18	67.2	70.2		69.4	72.4	64.2	67.2
31/12/2023	14:23	67.3	70.3		68.9	71.9	66.0	69.0
31/12/2023	14:28	70.8	73.8		73.6	76.6	67.4	70.4
31/12/2023	14:33	67.8	70.8		68.9	71.9	66.0	69.0
31/12/2023	14:38	67.0	70.0		70.2	73.2	64.9	67.9
31/12/2023	14:43	68.4	71.4	72.0	71.7	74.7	65.6	68.6
31/12/2023	14:48	70.7	73.7		72.1	75.1	68.6	71.6
31/12/2023	14:53	70.8	73.8		73.3	76.3	68.0	71.0
31/12/2023	14:58	67.9	70.9		71.5	74.5	65.4	68.4
31/12/2023	15:03	67.0	70.0		69.7	72.7	64.7	67.7
31/12/2023	15:08	69.3	72.3		70.5	73.5	66.3	69.3
31/12/2023	15:13	71.7	74.7	72.5	74.4	77.4	69.4	72.4
31/12/2023	15:18	69.7	72.7		71.5	74.5	66.5	69.5
31/12/2023	15:23	69.0	72.0		72.7	75.7	65.5	68.5
31/12/2023	15:28	69.0	72.0		72.1	75.1	66.5	69.5
31/12/2023	15:33	69.7	72.7		71.1	74.1	68.3	71.3
31/12/2023	15:38	69.7	72.7		71.5	74.5	66.5	69.5
31/12/2023	15:43	68.7	71.7	72.6	70.2	73.2	66.2	69.2
31/12/2023	15:48	69.4	72.4		71.3	74.3	68.4	71.4
31/12/2023	15:53	71.7	74.7		75.4	78.4	70.0	73.0
31/12/2023	15:58	66.8	69.8		70.4	73.4	64.5	67.5
31/12/2023	16:03	68.2	71.2		70.8	73.8	65.3	68.3
31/12/2023	16:08	71.7	74.7		73.5	76.5	69.2	72.2
31/12/2023	16:13	69.3	72.3	73.1	72.3	75.3	66.6	69.6
31/12/2023	16:18	71.2	74.2		72.9	75.9	67.9	70.9
31/12/2023	16:23	66.9	69.9		69.7	72.7	65.6	68.6
31/12/2023	16:28	71.4	74.4		72.5	75.5	70.3	73.3
31/12/2023	16:33	69.8	72.8		73.3	76.3	67.9	70.9
31/12/2023	16:38	71.4	74.4		72.4	75.4	70.1	73.1
31/12/2023	16:43	67.2	70.2	73.0	69.4	72.4	65.3	68.3
31/12/2023	16:48	71.1	74.1		73.2	76.2	67.6	70.6
31/12/2023	16:53	68.7	71.7		71.9	74.9	67.5	70.5
31/12/2023	16:58	70.4	73.4		73.3	76.3	69.1	72.1
31/12/2023	17:03	68.9	71.9		70.4	73.4	65.2	68.2
31/12/2023	17:08	69.7	72.7		73.1	76.1	66.4	69.4
31/12/2023	17:13	68.9	71.9	72.8	71.9	74.9	65.3	68.3
31/12/2023	17:18	71.3	74.3		72.8	75.8	68.8	71.8
31/12/2023	17:23	71.5	74.5		74.2	77.2	70.0	73.0
31/12/2023	17:28	67.0	70.0		69.5	72.5	64.0	67.0
31/12/2023	17:33	67.8	70.8		71.5	74.5	64.5	67.5
31/12/2023	17:38	70.2	73.2		73.3	76.3	67.1	70.1
31/12/2023	17:43	67.1	70.1	72.4	68.5	71.5	65.0	68.0
31/12/2023	17:48	70.9	73.9		74.6	77.6	68.3	71.3
31/12/2023	17:53	71.3	74.3		74.4	77.4	68.4	71.4
31/12/2023	17:58	67.2	70.2		70.0	73.0	64.6	67.6
31/12/2023	18:03	71.1	74.1		72.6	75.6	67.9	70.9
31/12/2023	18:08	67.2	70.2		70.6	73.6	65.6	68.6
31/12/2023	18:13	69.5	72.5	72.7	73.4	76.4	65.7	68.7
31/12/2023	18:18	67.1	70.1		69.3	72.3	65.5	68.5
31/12/2023	18:23	69.6	72.6		71.4	74.4	66.2	69.2
31/12/2023	18:28	71.6	74.6		74.5	77.5	69.1	72.1
31/12/2023	18:33	68.4	71.4		70.7	73.7	66.1	69.1
31/12/2023	18:38	70.7	73.7		72.2	75.2	68.2	71.2
31/12/2023	18:43	67.8	70.8	72.3	70.5	73.5	65.7	68.7
31/12/2023	18:48	67.8	70.8		69.6	72.6	64.9	67.9
31/12/2023

Station: HC_M3A

Remark: *For Free Field measurement, +3 dB(A) was added to the measured results.

Date	Start Time	Leq (5mins)	Leq (5mins)*	Leq (30mins)	L10 (5mins)	L10 (5mins)*	L90 (5mins)	L90 (5mins)*
1/1/2024	7:03	63.3	66.3		64.1	67.1	60.9	63.9
1/1/2024	7:08	63.6	66.6		67.7	70.7	61.8	64.8
1/1/2024	7:13	64.1	67.1	65.9	65.8	68.8	62.7	65.7
1/1/2024	7:18	62.8	65.8		66.7	69.7	59.8	62.8
1/1/2024	7:23	61.2	64.2		63.6	66.6	57.2	60.2
1/1/2024	7:28	61.8	64.8		64.9	67.9	57.7	60.7
1/1/2024	7:33	62.6	65.6		66.4	69.4	59.3	62.3
1/1/2024	7:38	63.2	66.2		64.7	67.7	61.9	64.9
1/1/2024	7:43	64.6	67.6	66.6	66.9	69.9	61.2	64.2
1/1/2024	7:48	64.5	67.5		68.5	71.5	62.8	65.8
1/1/2024	7:53	62.0	65.0		65.8	68.8	60.6	63.6
1/1/2024	7:58	64.2	67.2		67.0	70.0	62.6	65.6
1/1/2024	8:03	63.5	66.5		66.1	69.1	61.3	64.3
1/1/2024	8:08	64.8	67.8		66.7	69.7	61.6	64.6
1/1/2024	8:13	62.5	65.5	66.7	65.5	68.5	58.6	61.6
1/1/2024	8:18	63.7	66.7		65.2	68.2	61.3	64.3
1/1/2024	8:23	64.4	67.4		67.5	70.5	62.3	65.3
1/1/2024	8:28	62.7	65.7		65.5	68.5	60.6	63.6
1/1/2024	8:33	62.9	65.9		66.7	69.7	59.7	62.7
1/1/2024	8:38	63.1	66.1		65.0	68.0	59.6	62.6
1/1/2024	8:43	65.2	68.2	68.8	67.7	70.7	63.4	66.4
1/1/2024	8:48	67.0	70.0		69.5	72.5	64.3	67.3
1/1/2024	8:53	67.0	70.0		70.1	73.1	65.4	68.4
1/1/2024	8:58	67.2	70.2		70.3	73.3	64.9	67.9
1/1/2024	9:03	66.2	69.2		69.7	72.7	63.5	66.5
1/1/2024	9:08	67.3	70.3		70.3	73.3	64.4	67.4
1/1/2024	9:13	66.3	69.3	69.7	70.3	73.3	63.4	66.4
1/1/2024	9:18	65.6	68.6		69.7	72.7	62.5	65.5
1/1/2024	9:23	67.2	70.2		69.7	72.7	62.8	65.8
1/1/2024	9:28	67.2	70.2		71.3	74.3	62.8	65.8
1/1/2024	9:33	65.5	68.5		69.8	72.8	61.7	64.7
1/1/2024	9:38	65.3	68.3		69.1	72.1	61.3	64.3
1/1/2024	9:43	65.5	68.5	69.7	68.5	71.5	61.8	64.8
1/1/2024	9:48	68.0	71.0		71.5	74.5	64.0	67.0
1/1/2024	9:53	67.3	70.3		70.3	73.3	64.6	67.6
1/1/2024	9:58	67.9	70.9		69.7	72.7	65.0	68.0
1/1/2024	10:03	67.7	70.7		71.8	74.8	63.4	66.4
1/1/2024	10:08	68.3	71.3		72.6	75.6	65.6	68.6
1/1/2024	10:13	66.2	69.2	70.3	68.5	71.5	62.5	65.5
1/1/2024	10:18	66.9	69.9		69.5	72.5	64.9	67.9
1/1/2024	10:23	66.2	69.2		69.5	72.5	63.8	66.8
1/1/2024	10:28	67.9	70.9		71.0	74.0	64.1	67.1
1/1/2024	10:33	68.3	71.3		71.5	74.5	65.6	68.6
1/1/2024	10:38	67.6	70.6		71.4	74.4	65.6	68.6
1/1/2024	10:43	68.1	71.1	70.6	70.1	73.1	64.0	67.0
1/1/2024	10:48	66.8	69.8		68.6	71.6	62.4	65.4
1/1/2024	10:53	66.7	69.7		69.2	72.2	64.7	67.7
1/1/2024	10:58	67.6	70.6		69.4	72.4	63.5	66.5
1/1/2024	11:03	67.0	70.0		70.6	73.6	64.8	67.8
1/1/2024	11:08	68.1	71.1		71.8	74.8	64.5	67.5
1/1/2024	11:13	68.3	71.3	70.7	71.6	74.6	66.1	69.1
1/1/2024	11:18	67.9	70.9		69.8	72.8	66.1	69.1
1/1/2024	11:23	66.4	69.4		69.9	72.9	62.6	65.6
1/1/2024	11:28	68.2	71.2		70.9	73.9	66.1	69.1
1/1/2024	11:33	67.6	70.6		69.8	72.8	65.2	68.2
1/1/2024	11:38	66.5	69.5		70.0	73.0	65.1	68.1
1/1/2024	11:43	66.5	69.5	69.8	69.0	72.0	63.2	66.2
1/1/2024	11:48	67.5	70.5		68.8	71.8	65.1	68.1
1/1/2024	11:53	66.2	69.2		68.4	71.4	63.2	66.2
1/1/2024	11:58	66.4	69.4		68.7	71.7	64.5	67.5
1/1/2024	12:03	67.8	70.8		68.9	71.9	66.2	69.2
1/1/2024	12:08	68.0	71.0	71.8	69.1	72.1	64.6	67.6
1/1/2024	12:13	66.6	69.6		69.0	72.0	64.7	67.7
1/1/2024	12:18	70.0	73.0		72.5	75.5	67.3	70.3
1/1/2024	12:23	70.0	73.0		72.7	75.7	67.2	70.2
1/1/2024	12:28	69.2	72.2		72.8	75.8	66.2	69.2
1/1/2024	12:33	70.5	73.5		71.5	74.5	68.0	71.0
1/1/2024	12:38	68.2	71.2		70.9	73.9	65.1	68.1
1/1/2024	12:43	70.6	73.6	72.4	74.1	77.1	68.7	71.7
1/1/2024	12:48	67.8	70.8		70.2	73.2	64.6	67.6
1/1/2024	12:53	69.3	72.3		72.9	75.9	66.7	69.7
1/1/2024	12:58	69.4	72.4		70.8	73.8	67.7	70.7
1/1/2024	13:03	68.8	71.8		71.4	74.4	66.5	69.5
1/1/2024	13:08	66.6	69.6		69.6	72.6	63.0	66.0
1/1/2024	13:13	67.7	70.7	71.5	71.1	74.1	64.5	67.5
1/1/2024	13:18	69.7	72.7		71.2	74.2	67.5	70.5
1/1/2024	13:23	66.9	69.9		69.0	72.0	64.2	67.2
1/1/2024	13:28	70.0	73.0		73.3	76.3	66.6	69.6
1/1/2024	13:33	67.8	70.8		70.5	73.5	66.4	69.4
1/1/2024	13:38	71.4	74.4		74.6	77.6	69.8	72.8
1/1/2024	13:43	68.8	71.8		71.2	74.2	67.8	70.8
1/1/2024	13:51	67.6	70.6		69.4	72.4	64.4	67.4
1/1/2024	13:56	70.1	73.1		72.5	75.5	66.4	69.4
1/1/2024	14:01	68.5	71.5		70.7	73.7	65.5	68.5
1/1/2024	14:06	68.5	71.5		70.5	73.5	65.0	68.0
1/1/2024	14:11	71.0	74.0	72.6	74.1	77.1	68.8	71.8
1/1/2024	14:16	69.4	72.4		70.6	73.6	66.2	69.2
1/1/2024	14:21	68.5	71.5		70.7	73.7	66.4	69.4
1/1/2024	14:26	70.8	73.8		74.5	77.5	69.0	72.0
1/1/2024	14:31	67.7	70.7		69.3	72.3	66.1	69.1
1/1/2024	14:36	68.9	71.9		72.4	75.4	65.7	68.7
1/1/2024	14:41	67.6	70.6	71.5	70.1	73.1	65.2	68.2
1/1/2024	14:46	70.5	73.5		72.1	75.1	69.5	72.5
1/1/2024	14:51	66.6	69.6		67.8	70.8	65.2	68.2
1/1/2024	14:56	68.7	71.7		72.0	75.0	67.2	70.2
1/1/2024	15:01	66.5	69.5		67.9	70.9	63.4	66.4
1/1/2024	15:06	68.8	71.8		71.8	74.8	67.0	70.0
1/1/2024	15:11	70.0	73.0	71.6	72.1	75.1	66.8	69.8
1/1/2024	15:16	69.2	72.2		72.6	75.6	67.4	70.4
1/1/2024	15:21	68.7	71.7		69.9	72.9	65.7	68.7
1/1/2024	15:26	67.3	70.3		70.8	73.8	65.6	68.6
1/1/2024	15:31	69.2	72.2		72.3	75.3	66.8	69.8
1/1/2024	15:36	68.2	71.2		71.7	74.7	65.9	68.9
1/1/2024	15:41	69.4	72.4	72.1	72.3	75.3	67.2	70.2
1/1/2024	15:46	69.6	72.6		70.6	73.6	67.4	70.4
1/1/2024	15:51	69.1	72.1		70.6	73.6	66.2	69.2
1/1/2024	15:56	69.1	72.1		72.7	75.7	66.8	69.8
1/1/2024	16:01	71.7	74.7		73.6	76.6	68.8	71.8
1/1/2024	16:06	69.0	72.0		71.0	74.0	65.5	68.5
1/1/2024	16:11	70.3	73.3	72.8	73.4	76.4	67.7	70.7
1/1/2024	16:16	68.5	71.5		70.5	73.5	64.9	67.9
1/1/2024	16:21	70.7	73.7		73.2	76.2	68.9	71.9
1/1/2024	16:26	67.2	70.2		69.7	72.7	64.6	67.6
1/1/2024	16:31	69.0	72.0		70.4	73.4	66.2	69.2
1/1/2024	16:36	71.0	74.0		72.9	75.9	67.7	70.7
1/1/2024	16:41	71.1	74.1	72.6	74.3	77.3	69.9	72.9
1/1/2024	16:46	69.3	72.3		70.8	73.8	68.3	71.3
1/1/2024	16:51	68.1	71.1		70.9	73.9	66.6	69.6
1/1/2024	16:56	67.8	70.8		71.4	74.4	65.9	68.9
1/1/2024	17:01	68.9	71.9		72.3	75.3	67.5	70.5
1/1/2024	17:06	67.0	70.0		68.9	71.9	63.5	66.5
1/1/2024	17:11	70.7	73.7	72.9	72.3	75.3	69.1	72.1
1/1/2024	17:16	71.5	74.5		75.2	78.2	70.1	73.1
1/1/2024	17:21	71.6	74.6		73.3	76.3	69.7	72.7
1/1/2024	17:26	67.1	70.1		70.9	73.9	63.9	66.9
1/1/2024	17:31	68.5	71.5		70.8	73.8	66.9	69.9
1/1/2024	17:36	68.5	71.5		69.9	72.9	64.6	67.6
1/1/2024	17:41	67.7	70.7	71.3	70.0	73.0	65.9	68.9
1/1/2024	17:46	68.2	71.2		70.8	73.8	64.5	67.5
1/1/2024	17:51	67.8	70.8		70.9	73.9	65.3	68.3
1/1/2024	17:56	69.1	72.1		71.9	74.9	65.5	68.5
1/1/2024	18:01	69.4	72.4		71.1	74.1	65.9	68.9
1/1/2024	18:06	69.3	72.3		71.2	74.2	67.3	70.3
1/1/2024	18:11	70.9	73.9	73.0	73.2	76.2	69.5	72.5
1/1/2024	18:16	70.4	73.4		73.0	76.0	67.7	70.7
1/1/2024	18:21	68.1	71.1		69.8	72.8	65.8	68.8
1/1/2024	18:26	71.3	74.3		74.6	77.6	69.1	72.1
1/1/2024	18:31	68.6	71.6		71.9	74.9	64.8	67.8
1/1/2024	18:36	68.0	71.0	72.8	71.1	74.1	65.1	68.1
1/1/2024	18:41	68.5	71.5		70.0	73.0	67.0	70.0
1/1/2024	18:46	70.8	73.8		73.6	76.6	69.1	72.1
1/1/2024	18:51	71.5	74.5		74.3	77.3	68.2	71.2
1/1/2024	18:56	70.3	73.3		72.6	75.6	67.8	70.8
			Mean	70.8				
			Maximum	73.0				
			Minimum	65.9				

Date	Start Time	Leq (5mins)	Leq (5mins)*	Leq (30mins)	L10 (5mins)	L10 (5mins)*	L90 (5mins)	L90 (5mins)*
2/1/2024	7:01	63.6	66.6		65.7	68.7	61.1	64.1
2/1/2024	7:06	63.6	66.6		66.5	69.5	60.2	63.2
2/1/2024	7:11	63.3	66.3	66.2	66.8	69.8	62.0	65.0
2/1/2024	7:16	62.7	65.7		66.2	69.2	60.5	63.5
2/1/2024	7:21	63.0	66.0		66.7	69.7	60.6	63.6
2/1/2024	7:26	62.9	65.9		65.8	68.8	60.3	63.3
2/1/2024	7:31	62.4	65.4		64.0	67.0	60.3	63.3
2/1/2024	7:36	61.8	64.8		64.3	67.3	59.2	62.2
2/1/2024	7:41	64.3	67.3	66.2	67.0	70.0	60.4	63.4
2/1/2024	7:46	64.1	67.1		67.3	70.3	61.2	64.2
2/1/2024	7:51	64.2	67.2		67.3	70.3	62.9	65.9
2/1/2024	7:56	61.5	64.5		65.1	68.1	59.1	62.1
2/1/2024	8:01	62.7	65.7		64.0	67.0	61.3	64.3
2/1/2024	8:06	62.6	65.6		65.8	68.8	60.7	63.7
2/1/2024	8:11	61.9	64.9	66.5	64.0	67.0	59.5	62.5
2/1/2024	8:16	64.5	67.5		68.6	71.6	60.6	63.6
2/1/2024	8:21	65.6	68.6		67.0	70.0	62.7	65.7
2/1/2024	8:26	62.3	65.3		63.8	66.8	59.6	62.6
2/1/2024	8:31	65.1	68.1		68.5	71.5	61.5	64.5
2/1/2024	8:36	62.5	65.5		65.7	68.7	59.7	62.7
2/1/2024	8:41	64.1	67.1	68.0	65.8	68.8	62.1	65.1
2/1/2024	8:46	65.5	68.5		68.8	71.8	62.0	65.0
2/1/2024	8:51	66.2	69.2		68.6	71.6	64.2	67.2
2/1/2024	8:56	65.8	68.8		67.7	70.7	63.9	66.9
2/1/2024	9:01	65.7	68.7		69.0	72.0	62.0	65.0
2/1/2024	9:06	65.4	68.4		68.0	71.0	62.6	65.6
2/1/2024	9:11	65.5	68.5	68.9	68.3	71.3	63.7	66.7
2/1/2024	9:16	65.6	68.6		68.4	71.4	63.1	66.1
2/1/2024	9:21	66.5	69.5		69.6	72.6	62.1	65.1
2/1/2024	9:26	66.7	69.7		70.7	73.7	62.6	65.6
2/1/2024	9:31	67.1	70.1		69.1	72.1	63.8	66.8
2/1/2024	9:36	66.6	69.6		69.8	72.8	63.6	66.6
2/1/2024	9:41	66.3	69.3	69.8	68.7	71.7	64.3	67.3
2/1/2024	9:46	66.2	69.2		68.7	71.7	64.4	67.4
2/1/2024	9:51	66.7	69.7		69.2	72.2	63.7	66.7
2/1/2024	9:56	67.5	70.5		71.4	74.4	63.5	66.5
2/1/2024	10:01	66.9	69.9		68.9	71.9	64.6	67.6
2/1/2024	10:06	67.1	70.1		69.1	72.1	63.1	66.1
2/1/2024	10:11	66.8	69.8	70.3	69.0	72.0	63.8	66.8
2/1/2024	10:16	68.1	71.1		71.6	74.6	65.5	68.5
2/1/2024	10:21	67.1	70.1		70.4	73.4	64.2	67.2
2/1/2024	10:26	67.5	70.5		71.6	74.6	65.4	68.4
2/1/2024	10:31	66.2	69.2		70.1	73.1	62.8	65.8
2/1/2024	10:36	66.4	69.4		70.6	73.6	62.7	65.7
2/1/2024	10:41	67.8	70.8	70.0	70.4	73.4	64.6	67.6
2/1/2024	10:46	66.9	69.9		70.5	73.5	63.9	66.9
2/1/2024	10:51	67.0	70.0		68.8	71.8	65.0	68.0
2/1/2024	10:56	67.3	70.3		70.9	73.9	64.6	67.6
2/1/2024	11:01	68.0	71.0		70.3	73.3	65.9	68.9
2/1/2024	11:06	66.5	69.5	70.6	69.7	72.7	62.6	65.6
2/1/2024	11:11	67.8	70.8		71.2	74.2	65.6	68.6
2/1/2024	11:16	68.2	71.2		70.2	73.2	65.1	68.1
2/1/2024	11:21	66.8	69.8		71.1	74.1	64.2	67.2
2/1/2024	11:26	67.9	70.9		69.8	72.8	66.0	69.0
2/1/2024	11:31	67.2	70.2		70.1	73.1	64.6	67.6
2/1/2024	11:36	67.5	70.5		68.5	71.5	64.8	67.8
2/1/2024	11:41	67.0	70.0	70.7	70.1	73.1	63.6	66.6
2/1/2024	11:46	66.3	69.3		68.7	71.7	63.7	66.7
2/1/2024	11:51	69.1	72.1		71.1	74.1	67.0	70.0
2/1/2024	11:56	68.4	71.4		69.6	72.6	66.0	69.0
2/1/2024	12:01	70.2	73.2		72.5	75.5	68.6	71.6
2/1/2024	12:06	68.1	71.1		70.9	73.9	65.6	68.6
2/1/2024	12:11	69.6	72.6	71.8	71.9	74.9	68.4	71.4
2/1/2024	12:16	67.7	70.7		68.7	71.7	65.4	68.4
2/1/2024	12:21	69.5	72.5		70.7	73.7	67.9	70.9
2/1/2024	12:26	66.2	69.2		67.6	70.6	64.7	67.7
2/1/2024	12:31	69.6	72.6		70.6	73.6	67.7	70.7
2/1/2024	12:36	70.4	73.4		73.3	76.3	67.8	70.8
2/1/2024	12:41	66.4	69.4	72.4	68.4	71.4	62.9	65.9
2/1/2024	12:46	70.5	73.5		73.1	76.1	67.1	70.1
2/1/2024	12:51	70.1	73.1		72.6	75.6	67.2	70.2
2/1/2024	12:56	67.7	70.7		69.5	72.5	64.7	67.7
2/1/2024	13:01	67.0	70.0		68.9	71.9	65.9	68.9
2/1/2024	13:06	68.9	71.9		72.2	75.2	68.5	71.5
2/1/2024	13:11	70.2	73.2	71.5	73.8	76.8	66.9	69.9
2/1/2024	13:16	67.0	70.0		69.2	72.2	64.8	67.8
2/1/2024	13:21	66.9	69.9		70.4	73.4	63.7	66.7
2/1/2024	13:26	68.5	71.5		70.5	73.5	65.9	68.9
2/1/2024	13:31	67.9	70.9		71.5	74.5	65.2	68.2
2/1/2024	13:36	70.6	73.6		72.7	75.7	68.6	71.6
2/1/2024	13:41	67.6	70.6	72.7	70.3	73.3	65.8	68.8
2/1/2024	13:46	69.1	72.1		70.2	73.2	65.6	68.6
2/1/2024	13:51	69.9	72.9		72.9	75.9	66.4	69.4
2/1/2024	13:56	71.6	74.6		74.6	77.6	67.9	70.9
2/1/2024	14:01	69.7	72.7		70.9	73.9	67.2	70.2
2/1/2024	14:06	68.9	71.9		71.2	74.2	67.5	70.5
2/1/2024	14:11	69.3	72.3	72.2	72.8	75.8	66.9	69.9
2/1/2024	14:16	66.4	69.4		69.9	72.9	62.8	65.8
2/1/2024	14:21	69.4	72.4		72.4	75.4	66.8	69.8
2/1/2024	14:26	70.5	73.5		72.8	75.8	67.7	70.7
2/1/2024	14:31	66.4	69.4		69.9	72.9	63.0	66.0
2/1/2024	14:36	68.3	71.3		69.5	72.5	65.6	68.6
2/1/2024	14:41	66.4	69.4	70.4	68.9	71.9	63.8	66.8
2/1/2024	14:46	66.8	69.8		68.3	71.3	65.6	68.6
2/1/2024	14:51	69.1	72.1		71.6	74.6	66.3	69.3
2/1/2024	14:56	66.3	69.3		67.5	70.5	65.1	68.1
2/1/2024	15:01	68.3	71.3		69.3	72.3	64.6	67.6
2/1/2024	15:06	66.6	69.6		69.4	72.4	63.6	66.6
2/1/2024	15:11	69.3	72.3	72.1	70.9	73.9	65.7	68.7
2/1/2024	15:16	67.3	70.3		69.3	72.3	64.7	67.7
2/1/2024	15:21	71.4	74.4		74.4	77.4	68.0	71.0
2/1/2024	15:26	70.1	73.1		72.8	75.8	67.1	70.1
2/1/2024	15:31	68.1	71.1		70.3	73.3	64.6	67.6
2/1/2024	15:36	69.7	72.7		72.7	75.7	68.3	71.3
2/1/2024	15:41	67.1	70.1	72.0	69.2	72.2	65.7	68.7
2/1/2024	15:46	69.3	72.3		72.1	75.1	67.7	70.7
2/1/2024	15:51	71.0	74.0		74.3	77.3	69.5	72.5
2/1/2024	15:56	67.7	70.7		70.1	73.1	66.3	69.3
2/1/2024	16:01	70.1	73.1		71.4	74.4	68.8	71.8
2/1/2024	16:06	66.4	69.4		67.6	70.6	64.4	67.4
2/1/2024	16:11	71.0	74.0	72.6	73.4	76.4	68.9	71.9
2/1/2024	16:16	69.4	72.4		72.3	75.3	65.9	68.9
2/1/2024	16:21	69.6	72.6		72.9	75.9	67.2	70.2
2/1/2024	16:26	69.6	72.6		72.7	75.7	67.3	70.3
2/1/2024	16:31	67.7	70.7		71.4	74.4	65.6	68.6
2/1/2024	16:36	68.7	71.7		71.6	74.6	67.0	70.0
2/1/2024	16:41	71.5	74.5	71.6	73.6	76.6	68.6	71.6
2/1/2024	16:46	67.4	70.4		69.1	72.1	66.3	69.3
2/1/2024	16:51	66.5	69.5		69.9	72.9	63.2	66.2
2/1/2024	16:56	67.7	70.7		69.2	72.2	64.4	67.4
2/1/2024	17:01	67.5	70.5		70.7	73.7	66.4	69.4
2/1/2024	17:06	69.9	72.9		72.1	75.1	68.4	71.4
2/1/2024	17:11	68.1	71.1	71.2	70.3	73.3	65.9	68.9
2/1/2024	17:16	66.5	69.5		68.5	71.5	63.2	66.2
2/1/2024	17:21	67.3	70.3		71.1	74.1	65.9	68.9
2/1/2024	17:26	68.9	71.9		71.0	74.0	65.3	68.3
2/1/2024	17:31	68.1	71.1		69.8	72.8	64.5	67.5
2/1/2024	17:36	66.3	69.3		68.2	71.2	64.1	67.1
2/1/2024	17:41	71.6	74.6	71.8	73.8	76.8	68.7	71.7
2/1/2024	17:46	68.0	71.0		69.8	72.8	65.5	68.5
2/1/2024	17:51	69.5	72.5		72.5	75.5	66.7	69.7
2/1/2024	17:56	67.5	70.5		70.8	73.8	63.7	66.7
2/1/2024	18:01	69.6	72.6		72.6	75.6	67.3	70.3
2/1/2024	18:06	67.0	70.0		68.6	71.6	63.5	66.5
2/1/2024	18:11	69.8	72.8	72.3	71.7	74.7	67.7	70.7
2/1/2024	18:16	70.5	73.5		72.6	75.6	66.8	69.8
2/1/2024	18:21	70.0	73.0		72.9	75.9	68.3	71.3
2/1/2024	18:26	68.2	71.2		70.9	73.9	64.4	67.4
2/1/2024	18:31	71.4	74.4		72.9	75.9	68.0	71.0
2/1/2024	18:36	68.3	71.3		71.4	74.4	65.9	68.9
2/1/2024	18:41	67.4	70.4	72.3	69.2	72.2	64.3	67.3
2/1/2024	18:46	71.5	74.5		74.4	77.4	69.4	72.4
2/1/2024	18:51	67.8	70.8		71.2	74.2	64.1	67.1
2/

Station: HC_M3A

Remark: *For Free Field measurement, +3 dB(A) was added to the measured results.

Date	Start Time	Leq (5mins)	Leq (5mins)*	Leq (30mins)	L10 (5mins)	L10 (5mins)*	L90 (5mins)	L90 (5mins)*
3/1/2024	7:01	66.0	69.0		67.3	70.3	63.9	66.9
3/1/2024	7:06	63.0	66.0		65.5	68.5	61.1	64.1
3/1/2024	7:11	63.1	66.1	67.1	67.0	70.0	61.0	64.0
3/1/2024	7:16	64.4	67.4		67.1	70.1	61.0	64.0
3/1/2024	7:21	63.9	66.9		67.7	70.7	60.2	63.2
3/1/2024	7:26	63.4	66.4		66.5	69.5	59.5	62.5
3/1/2024	7:31	66.0	69.0		69.1	72.1	63.1	66.1
3/1/2024	7:36	64.3	67.3		66.0	69.0	62.1	65.1
3/1/2024	7:41	62.1	65.1	66.8	65.2	68.2	58.9	61.9
3/1/2024	7:46	63.4	66.4		65.8	68.8	60.7	63.7
3/1/2024	7:51	63.9	66.9		65.2	68.2	61.5	64.5
3/1/2024	7:56	61.5	64.5		65.0	68.0	59.6	62.6
3/1/2024	8:01	62.0	65.0		63.8	66.8	60.0	63.0
3/1/2024	8:06	64.3	67.3		66.1	69.1	60.4	63.4
3/1/2024	8:11	62.5	65.5	66.5	65.6	68.6	58.7	61.7
3/1/2024	8:16	64.6	67.6		66.1	69.1	61.3	64.3
3/1/2024	8:21	64.6	67.6		66.9	69.9	60.5	63.5
3/1/2024	8:26	62.3	65.3		64.1	67.1	60.8	63.8
3/1/2024	8:31	63.8	66.8		65.3	68.3	61.8	64.8
3/1/2024	8:36	62.2	65.2		66.2	69.2	59.2	62.2
3/1/2024	8:41	62.6	65.6	67.0	65.4	68.4	61.2	64.2
3/1/2024	8:46	65.1	68.1		68.8	71.8	61.3	64.3
3/1/2024	8:51	63.1	66.1		66.6	69.6	59.6	62.6
3/1/2024	8:56	65.8	68.8		68.0	71.0	63.0	66.0
3/1/2024	9:01	66.5	69.5		70.1	73.1	63.6	66.6
3/1/2024	9:06	66.1	69.1		69.2	72.2	62.8	65.8
3/1/2024	9:11	66.4	69.4	69.1	68.9	71.9	63.2	66.2
3/1/2024	9:16	65.9	68.9		68.2	71.2	62.0	65.0
3/1/2024	9:21	65.3	68.3		68.4	71.4	60.9	63.9
3/1/2024	9:26	66.5	69.5		70.6	73.6	64.6	67.6
3/1/2024	9:31	66.0	69.0		69.2	72.2	61.6	64.6
3/1/2024	9:36	66.0	69.0		70.4	73.4	64.2	67.2
3/1/2024	9:41	67.3	70.3	69.2	70.6	73.6	64.2	67.2
3/1/2024	9:46	65.5	68.5		69.9	72.9	62.9	65.9
3/1/2024	9:51	65.6	68.6		69.0	72.0	63.1	66.1
3/1/2024	9:56	66.7	69.7		69.6	72.6	63.9	66.9
3/1/2024	10:01	67.3	70.3		70.4	73.4	63.2	66.2
3/1/2024	10:06	67.1	70.1		70.5	73.5	64.1	67.1
3/1/2024	10:11	66.7	69.7		70.3	73.3	63.2	66.2
3/1/2024	10:16	66.4	69.4		68.8	71.8	63.2	66.2
3/1/2024	10:21	66.3	69.3		69.7	72.7	63.1	66.1
			Mean	67.6				
			Maximum	69.2				
			Minimum	66.5				

Summary of Noise Monitoring Results during 07:00 - 19:00 at HC_M3A	
	Leq (30mins)
Mean	70.9
Maximum	74.1
Minimum	65.6

Notes:

1.The Leq (5mins) values within the time slots that do not have six consecutive Leq (5mins) values are not included in calculation of Leq (30mins).

2. Short periods of data gaps in tables are due to suspension of monitoring during replacement of batteries for the sound level meter.

Appendix 3-2 Baseline Noise Monitoring Data – 19:00 - 23:00 at HC_M3A

Station: HC_M3A

Remark: *For Free Field measurement, +3 dB(A) was added to the measured results.

Date	Start Time	Leq (5mins)	Leq (5mins)*	Leq (15mins)	Leq (30mins)	L10 (5mins)	L10 (5mins)*	L90 (5mins)	L90 (5mins)*
20/12/2023	19:02	66.3	69.3	70.4	69.6	69.0	72.0	62.8	65.8
20/12/2023	19:07	68.5	71.5			70.0	73.0	64.9	67.9
20/12/2023	19:12	67.1	70.1			70.9	73.9	64.1	67.1
20/12/2023	19:17	67.5	70.5	68.7		69.0	72.0	64.2	67.2
20/12/2023	19:22	64.0	67.0			67.3	70.3	62.3	65.3
20/12/2023	19:27	64.8	67.8			67.7	70.7	62.4	65.4
20/12/2023	19:32	63.9	66.9	69.3	68.6	67.7	70.7	61.8	64.8
20/12/2023	19:37	66.9	69.9			70.1	73.1	64.0	67.0
20/12/2023	19:42	67.4	70.4			70.0	73.0	65.0	68.0
20/12/2023	19:47	65.6	68.6	67.8		69.2	72.2	64.1	67.1
20/12/2023	19:52	64.2	67.2			66.0	69.0	62.2	65.2
20/12/2023	19:57	64.6	67.6			66.6	69.6	61.6	64.6
20/12/2023	20:02	63.9	66.9	68.1	68.2	67.1	70.1	62.4	65.4
20/12/2023	20:07	64.0	67.0			66.3	69.3	60.6	63.6
20/12/2023	20:12	66.7	69.7			68.7	71.7	63.1	66.1
20/12/2023	20:17	66.4	69.4	68.3		68.9	71.9	64.4	67.4
20/12/2023	20:22	64.5	67.5			66.7	69.7	62.4	65.4
20/12/2023	20:27	64.6	67.6			67.1	70.1	63.2	66.2
20/12/2023	20:32	67.4	70.4	69.7	69.4	68.9	71.9	66.2	69.2
20/12/2023	20:37	67.3	70.3			68.3	71.3	66.0	69.0
20/12/2023	20:42	64.8	67.8			67.0	70.0	62.1	65.1
20/12/2023	20:47	66.8	69.8	69.1		68.3	71.3	64.6	67.6
20/12/2023	20:52	66.1	69.1			67.2	70.2	65.2	68.2
20/12/2023	20:57	65.4	68.4			66.8	69.8	62.4	65.4
20/12/2023	21:02	65.7	68.7	68.3	68.3	68.3	71.3	64.1	67.1
20/12/2023	21:07	64.0	67.0			65.8	68.8	61.5	64.5
20/12/2023	21:12	65.9	68.9			68.7	71.7	63.7	66.7
20/12/2023	21:17	65.4	68.4	68.3		68.4	71.4	63.9	66.9
20/12/2023	21:22	64.5	67.5			65.3	68.3	62.0	65.0
20/12/2023	21:27	65.9	68.9			66.9	69.9	64.6	67.6
20/12/2023	21:32	66.4	69.4	67.6	67.3	68.0	71.0	63.7	66.7
20/12/2023	21:37	63.0	66.0			66.0	69.0	60.7	63.7
20/12/2023	21:42	63.6	66.6			65.6	68.6	62.8	65.8
20/12/2023	21:47	64.7	67.7	67.1		65.8	68.8	63.7	66.7
20/12/2023	21:52	64.0	67.0			65.3	68.3	62.6	65.6
20/12/2023	21:57	63.4	66.4			65.3	68.3	61.0	64.0
20/12/2023	22:02	62.6	65.6	66.2	66.2	63.9	66.9	61.6	64.6
20/12/2023	22:07	64.4	67.4			66.9	69.9	62.3	65.3
20/12/2023	22:12	62.2	65.2			63.2	66.2	60.5	63.5
20/12/2023	22:17	62.6	65.6	66.2		63.9	66.9	60.9	63.9
20/12/2023	22:22	63.2	66.2			64.2	67.2	61.0	64.0
20/12/2023	22:27	63.7	66.7			64.5	67.5	60.9	63.9
20/12/2023	22:32	62.2	65.2	66.4	66.4	64.1	67.1	59.3	62.3
20/12/2023	22:37	64.7	67.7			67.7	70.7	62.6	65.6
20/12/2023	22:42	63.0	66.0			64.8	67.8	61.8	64.8
20/12/2023	22:47	62.6	65.6	66.3		63.5	66.5	60.1	63.1
20/12/2023	22:52	62.6	65.6			64.0	67.0	61.2	64.2
20/12/2023	22:57	64.5	67.5			66.0	69.0	63.0	66.0
			Mean	68.0	68.0				
			Maximum	70.4	69.6				
			Minimum	66.2	66.2				

Date	Start Time	Leq (5mins)	Leq (5mins)*	Leq (15mins)	Leq (30mins)	L10 (5mins)	L10 (5mins)*	L90 (5mins)	L90 (5mins)*
21/12/2023	19:02	70.0	73.0	70.9	70.5	71.9	74.9	68.0	71.0
21/12/2023	19:07	67.3	70.3			70.7	73.7	65.0	68.0
21/12/2023	19:12	64.8	67.8			66.6	69.6	60.9	63.9
21/12/2023	19:17	67.5	70.5	70.2		70.3	73.3	65.8	68.8
21/12/2023	19:22	67.1	70.1			68.7	71.7	64.9	67.9
21/12/2023	19:27	66.9	69.9			68.7	71.7	65.5	68.5
21/12/2023	19:32	67.5	70.5	69.0	69.0	69.6	72.6	65.5	68.5
21/12/2023	19:37	65.3	68.3			69.2	72.2	61.6	64.6
21/12/2023	19:42	64.5	67.5			66.9	69.9	62.7	65.7
21/12/2023	19:47	67.2	70.2	69.0		70.5	73.5	65.5	68.5
21/12/2023	19:52	66.1	69.1			69.9	72.9	63.9	66.9
21/12/2023	19:57	64.1	67.1			66.9	69.9	60.9	63.9
21/12/2023	20:02	64.7	67.7	68.9	68.5	67.1	70.1	61.8	64.8
21/12/2023	20:07	64.9	67.9			66.3	69.3	61.4	64.4
21/12/2023	20:12	67.5	70.5			70.7	73.7	63.9	66.9
21/12/2023	20:17	65.4	68.4	68.2		68.8	71.8	63.8	66.8
21/12/2023	20:22	65.5	68.5			68.0	71.0	63.5	66.5
21/12/2023	20:27	64.5	67.5			65.7	68.7	61.9	64.9
21/12/2023	20:32	66.1	69.1	68.5	69.2	67.3	70.3	63.8	66.8
21/12/2023	20:37	65.7	68.7			67.7	70.7	64.4	67.4
21/12/2023	20:42	64.7	67.7			65.5	68.5	63.5	66.5
21/12/2023	20:47	67.5	70.5	69.8		70.4	73.4	64.9	67.9
21/12/2023	20:52	67.5	70.5			68.3	71.3	66.5	69.5
21/12/2023	20:57	64.7	67.7			66.5	69.5	62.7	65.7
21/12/2023	21:02	66.3	69.3	68.4	68.4	67.3	70.3	65.3	68.3
21/12/2023	21:07	64.1	67.1			66.5	69.5	61.2	64.2
21/12/2023	21:12	65.5	68.5			67.0	70.0	64.0	67.0
21/12/2023	21:17	65.8	68.8	68.4		66.6	69.6	64.8	67.8
21/12/2023	21:22	64.9	67.9			67.6	70.6	62.3	65.3
21/12/2023	21:27	65.4	68.4			67.5	70.5	63.4	66.4
21/12/2023	21:32	66.6	69.6	68.2	67.7	67.4	70.4	64.6	67.6
21/12/2023	21:37	63.9	66.9			66.1	69.1	63.0	66.0
21/12/2023	21:42	64.6	67.6			65.5	68.5	63.3	66.3
21/12/2023	21:47	64.9	67.9	67.2		65.8	68.8	61.9	64.9
21/12/2023	21:52	64.8	67.8			66.6	69.6	62.9	65.9
21/12/2023	21:57	62.3	65.3			64.5	67.5	60.0	63.0
21/12/2023	22:02	63.8	66.8	67.4	67.5	65.3	68.3	61.3	64.3
21/12/2023	22:07	64.8	67.8			66.1	69.1	63.2	66.2
21/12/2023	22:12	64.6	67.6			65.9	68.9	62.4	65.4
21/12/2023	22:17	64.6	67.6	67.6		65.7	68.7	62.1	65.1
21/12/2023	22:22	64.4	67.4			65.7	68.7	62.7	65.7
21/12/2023	22:27	64.9	67.9			67.8	70.8	62.9	65.9
21/12/2023	22:32	62.8	65.8	66.7	66.9	64.6	67.6	60.8	63.8
21/12/2023	22:37	64.2	67.2			66.6	69.6	62.6	65.6
21/12/2023	22:42	64.0	67.0			65.3	68.3	62.9	65.9
21/12/2023	22:47	64.8	67.8	67.1		66.4	69.4	62.7	65.7
21/12/2023	22:52	64.2	67.2			65.0	68.0	62.5	65.5
21/12/2023	22:57	63.1	66.1			64.2	67.2	61.5	64.5
			Mean	68.5	68.5				
			Maximum	70.9	70.5				
			Minimum	66.7	66.9				

Date	Start Time	Leq (5mins)	Leq (5mins)*	Leq (15mins)	Leq (30mins)	L10 (5mins)	L10 (5mins)*	L90 (5mins)	L90 (5mins)*
22/12/2023	19:03	71.5	74.5	74.6	72.4	75.4	78.4	67.8	70.8
22/12/2023	19:08	71.6	74.6			73.5	76.5	69.0	72.0
22/12/2023	19:13	71.6	74.6			74.6	77.6	69.3	72.3
22/12/2023	19:18	63.7	66.7	67.6		65.5	68.5	60.3	63.3
22/12/2023	19:23	65.5	68.5			66.9	69.9	62.3	65.3
22/12/2023	19:28	64.4	67.4			66.7	69.7	60.9	63.9
22/12/2023	19:33	65.5	68.5	68.7	68.3	68.5	71.5	63.2	66.2
22/12/2023	19:38	66.6	69.6			68.0	71.0	63.5	66.5
22/12/2023	19:43	64.7	67.7			66.1	69.1	60.9	63.9
22/12/2023	19:48	63.9	66.9	67.9		66.9	69.9	61.6	64.6
22/12/2023	19:53	65.8	68.8			68.9	71.9	62.3	65.3
22/12/2023	19:58	64.9	67.9			67.4	70.4	63.1	66.1
22/12/2023	20:03	64.8	67.8	68.7	68.5	67.0	70.0	63.0	66.0
22/12/2023	20:08	66.1	69.1			67.7	70.7	63.4	66.4
22/12/2023	20:13	66.0	69.0			67.4	70.4	63.8	66.8
22/12/2023	20:18	65.1	68.1	68.4		66.6	69.6	61.8	64.8
22/12/2023	20:23	66.5	69.5			68.9	71.9	65.4	68.4
22/12/2023	20:28	64.4	67.4			66.5	69.5	62.0	65.0
22/12/2023	20:33	63.8	66.8	68.8	68.5	64.7	67.7	61.7	64.7
22/12/2023	20:38	66.7	69.7			67.5	70.5	65.3	68.3
22/12/2023	20:43	66.4	69.4			67.5	70.5	64.9	67.9
22/12/2023	20:48	65.5	68.5	68.1		67.9	70.9	64.6	67.6
22/12/2023	20:53	65.4	68.4			67.9	70.9	63.6	66.6
22/12/2023	20:58	64.4	67.4			67.2	70.2	63.5	66.5
22/12/2023	21:03	66.5	69.5	69.9	69.7	69.2	72.2	64.7	67.7
22/12/2023	21:08	67.4	70.4			68.6	71.6	66.4	69.4
22/12/2023	21:13	66.6	69.6			67.6	70.6	65.0	68.0
22/12/2023	21:18	67.1	70.1	69.6		69.1	72.1	66.0	69.0
22/12/2023	21:23	65.5	68.5			67.6	70.6	63.5	66.5
22/12/2023	21:28	66.9	69.9			67.8	70.8	65.8	68.8
22/12/2023	21:33	67.5	70.5	69.9	69.2	68.5	71.5	65.9	68.9
22/12/2023	21:38	66.7	69.7			68.0	71.0	64.8	67.8
22/12/2023	21:43	66.4	69.4			69.2	72.2	65.3	68.3
22/12/2023	21:48	67.3	70.3	68.3		69.5	72.5	66.0	69.0
22/12/2023	21:53	63.4	66.4			65.8	68.8	61.5	64.5
22/12/2023	21:58	64.2	67.2			66.7	69.7	62.6	65.6
22/12/2023	22:03	62.5	65.5	65.8	66.1	65.0	68.0	60.7	63.7
22/12/2023	22:08	63.4	66.4			64.4	67.4	62.3	65.3
22/12/2023	22:13	62.3	65.3			64.3	67.3	60.6	63.6
22/12/2023	22:18	63.4	66.4	66.4		65.4	68.4	61.4	64.4
22/12/2023	22:23	63.4	66.4			65.4	68.4	61.1	64.1
22/12/2023	22:28	63.5	66.5			66.2	69.2	61.6	64.6
22/12/2023	22:33	63.2	66.2	67.0	66.7	64.5	67.5	62.3	65.3
22/12/2023	22:38	64.5	67.5			66.5	69.5	62.1	65.1
22/12/2023	22:43	64.1	67.1			66.6	69.6	61.6	64.6
22/12/2023	22:48	62.5	65.5	66.5		64.1	67.1	60.5	63.5
22/12/2023	22:53	64.1	67.1			65.5	68.5	63.2	66.2
22/12/2023	22:58	63.6	66.6			65.1	68.1	62.4	65.4
			Mean	68.5	68.7				
			Maximum	74.6	72.4				
			Minimum	65.8	66.1				

Station: HC_M3A

Remark: *For Free Field measurement, +3 dB(A) was added to the measured results.

Date	Start Time	Leq (5mins)	Leq (5mins)*	Leq (15mins)	Leq (30mins)	L10 (5mins)	L10 (5mins)*	L90 (5mins)	L90 (5mins)*
23/12/2023	19:03	70.0	73.0	73.0	71.8	72.2	75.2	67.0	70.0
23/12/2023	19:08	71.7	74.7			73.6	76.6	69.3	72.3
23/12/2023	19:13	67.1	70.1			69.3	72.3	64.4	67.4
23/12/2023	19:18	70.1	73.1	70.1		72.1	75.1	67.7	70.7
23/12/2023	19:23	64.5	67.5			67.9	70.9	62.2	65.2
23/12/2023	19:28	63.8	66.8			66.7	69.7	61.4	64.4
23/12/2023	19:33	64.2	67.2	68.1	69.4	67.8	70.8	61.4	64.4
23/12/2023	19:38	66.4	69.4			67.9	70.9	64.5	67.5
23/12/2023	19:43	64.5	67.5			67.5	70.5	61.3	64.3
23/12/2023	19:48	67.2	70.2	70.3		69.9	72.9	63.6	66.6
23/12/2023	19:53	67.3	70.3			70.8	73.8	65.9	68.9
23/12/2023	19:58	67.5	70.5			70.5	73.5	64.8	67.8
23/12/2023	20:03	66.7	69.7	70.0	69.6	70.3	73.3	63.2	66.2
23/12/2023	20:08	67.4	70.4			68.8	71.8	64.2	67.2
23/12/2023	20:13	67.0	70.0			69.3	72.3	64.5	67.5
23/12/2023	20:18	66.3	69.3	69.1		68.5	71.5	64.1	67.1
23/12/2023	20:23	67.3	70.3			69.6	72.6	66.5	69.5
23/12/2023	20:28	64.1	67.1			65.9	68.9	61.2	64.2
23/12/2023	20:33	63.7	66.7	67.8	68.2	65.4	68.4	62.6	65.6
23/12/2023	20:38	65.2	68.2			66.4	69.4	63.6	66.6
23/12/2023	20:43	65.3	68.3			67.5	70.5	62.6	65.6
23/12/2023	20:48	63.7	66.7	68.6		65.5	68.5	61.9	64.9
23/12/2023	20:53	66.4	69.4			67.6	70.6	64.2	67.2
23/12/2023	20:58	66.1	69.1			67.2	70.2	63.1	66.1
23/12/2023	21:03	64.9	67.9	68.3	68.2	66.8	69.8	62.2	65.2
23/12/2023	21:08	65.0	68.0			67.1	70.1	63.7	66.7
23/12/2023	21:13	65.8	68.8			67.6	70.6	64.3	67.3
23/12/2023	21:18	66.8	69.8	68.2		68.3	71.3	64.3	67.3
23/12/2023	21:23	63.9	66.9			65.5	68.5	62.0	65.0
23/12/2023	21:28	64.4	67.4			66.4	69.4	61.5	64.5
23/12/2023	21:33	66.7	69.7	69.4	69.3	68.8	71.8	63.8	66.8
23/12/2023	21:38	64.3	67.3			66.9	69.9	62.8	65.8
23/12/2023	21:43	67.5	70.5			69.7	72.7	65.6	68.6
23/12/2023	21:48	67.2	70.2	69.2		68.1	71.1	65.1	68.1
23/12/2023	21:53	66.9	69.9			69.7	72.7	64.2	67.2
23/12/2023	21:58	63.9	66.9			66.1	69.1	62.3	65.3
23/12/2023	22:03	64.3	67.3	67.5	67.0	67.3	70.3	61.8	64.8
23/12/2023	22:08	64.7	67.7			66.4	69.4	63.7	66.7
23/12/2023	22:13	64.4	67.4			65.5	68.5	62.3	65.3
23/12/2023	22:18	64.8	67.8	66.4		67.2	70.2	62.5	65.5
23/12/2023	22:23	62.6	65.6			65.4	68.4	60.3	63.3
23/12/2023	22:28	62.4	65.4			64.8	67.8	59.8	62.8
23/12/2023	22:33	63.9	66.9	66.2	66.1	66.7	69.7	62.2	65.2
23/12/2023	22:38	62.3	65.3			64.5	67.5	61.4	64.4
23/12/2023	22:43	63.3	66.3			65.1	68.1	62.4	65.4
23/12/2023	22:48	63.0	66.0			63.6	66.6	62.4	65.4
23/12/2023	22:53	63.6	66.6	66.1		64.1	67.1	62.8	65.8
23/12/2023	23:53	62.5	65.5			64.3	67.3	61.6	64.6
			Mean	68.6	68.7				
			Maximum	73.0	71.8				
			Minimum	66.1	66.1				

Date	Start Time	Leq (5mins)	Leq (5mins)*	Leq (15mins)	Leq (30mins)	L10 (5mins)	L10 (5mins)*	L90 (5mins)	L90 (5mins)*
24/12/2023	19:03	70.2	73.2	73.3	72.2	74.1	77.1	68.0	71.0
24/12/2023	19:08	69.3	72.3			71.7	74.7	66.4	69.4
24/12/2023	19:13	71.3	74.3			73.5	76.5	68.4	71.4
24/12/2023	19:18	68.9	71.9	70.7		72.2	75.2	66.2	69.2
24/12/2023	19:23	67.2	70.2			68.8	71.8	64.5	67.5
24/12/2023	19:28	66.8	69.8			69.4	72.4	62.9	65.9
24/12/2023	19:33	66.1	69.1	68.6	68.0	69.0	72.0	63.9	66.9
24/12/2023	19:38	66.1	69.1			67.7	70.7	62.9	65.9
24/12/2023	19:43	64.4	67.4			67.0	70.0	61.9	64.9
24/12/2023	19:48	64.5	67.5	67.3		66.5	69.5	62.5	65.5
24/12/2023	19:53	64.3	67.3			67.2	70.2	61.8	64.8
24/12/2023	19:58	64.2	67.2			67.1	70.1	62.3	65.3
24/12/2023	20:03	64.1	67.1	68.8	68.6	68.0	71.0	60.5	63.5
24/12/2023	20:08	65.2	68.2			68.1	71.1	62.9	65.9
24/12/2023	20:13	67.5	70.5			69.2	72.2	65.7	68.7
24/12/2023	20:18	65.0	68.0	68.2		67.6	70.6	62.1	65.1
24/12/2023	20:23	64.0	67.0			66.8	69.8	61.7	64.7
24/12/2023	20:28	66.4	69.4			69.3	72.3	64.2	67.2
24/12/2023	20:33	66.5	69.5	69.7	69.2	68.9	71.9	64.6	67.6
24/12/2023	20:38	66.6	69.6			69.5	72.5	63.6	66.6
24/12/2023	20:43	67.0	70.0			69.8	72.8	65.1	68.1
24/12/2023	20:48	63.8	66.8	68.7		66.4	69.4	61.2	64.2
24/12/2023	20:53	64.9	67.9			67.8	70.8	62.0	65.0
24/12/2023	20:58	67.5	70.5			70.5	73.5	66.7	69.7
24/12/2023	21:03	66.2	69.2	68.9	68.5	67.1	70.1	64.8	67.8
24/12/2023	21:08	64.6	67.6			66.7	69.7	63.1	66.1
24/12/2023	21:13	66.6	69.6			69.6	72.6	64.6	67.6
24/12/2023	21:18	64.8	67.8	68.1		67.7	70.7	62.3	65.3
24/12/2023	21:23	66.0	69.0			68.5	71.5	64.1	67.1
24/12/2023	21:28	64.4	67.4			65.2	68.2	62.8	65.8
24/12/2023	21:33	67.1	70.1	69.4	69.0	69.1	72.1	65.9	68.9
24/12/2023	21:38	63.7	66.7			64.9	67.9	62.8	65.8
24/12/2023	21:43	67.5	70.5			69.3	72.3	64.6	67.6
24/12/2023	21:48	65.2	68.2	68.6		67.9	70.9	63.5	66.5
24/12/2023	21:53	67.1	70.1			69.7	72.7	65.2	68.2
24/12/2023	21:58	64.1	67.1			66.0	69.0	62.5	65.5
24/12/2023	22:03	62.4	65.4	65.9	66.1	64.0	67.0	59.6	62.6
24/12/2023	22:08	62.6	65.6			63.5	66.5	60.7	63.7
24/12/2023	22:13	63.7	66.7			66.1	69.1	62.4	65.4
24/12/2023	22:18	63.4	66.4	66.2		64.3	67.3	61.2	64.2
24/12/2023	22:23	63.6	66.6			65.3	68.3	60.7	63.7
24/12/2023	22:28	62.5	65.5			63.6	66.6	61.3	64.3
24/12/2023	22:33	62.9	65.9	66.1	66.3	63.7	66.7	60.5	63.5
24/12/2023	22:38	63.9	66.9			65.2	68.2	62.2	65.2
24/12/2023	22:43	62.5	65.5			63.2	66.2	62.0	65.0
24/12/2023	22:48	63.4	66.4	66.4		63.9	66.9	62.9	65.9
24/12/2023	22:53	63.8	66.8			65.0	68.0	63.2	66.2
24/12/2023	22:58	63.1	66.1			64.9	67.9	62.0	65.0
			Mean	68.5	68.5				
			Maximum	73.3	72.2				
			Minimum	65.9	66.1				

Date	Start Time	Leq (5mins)	Leq (5mins)*	Leq (15mins)	Leq (30mins)	L10 (5mins)	L10 (5mins)*	L90 (5mins)	L90 (5mins)*
25/12/2023	19:05	71.7	74.7	73.9	73.5	74.4	74.4	69.9	72.9
25/12/2023	19:10	71.5	74.5			73.5	73.5	68.8	71.8
25/12/2023	19:15	68.8	71.8			72.3	72.3	67.4	70.4
25/12/2023	19:20	71.3	74.3	73.2		72.8	72.8	68.7	71.7
25/12/2023	19:25	66.4	69.4			67.8	67.8	64.7	67.7
25/12/2023	19:30	71.3	74.3			73.4	73.4	68.6	71.6
25/12/2023	19:35	69.3	72.3	71.0	70.2	72.4	72.4	65.8	68.8
25/12/2023	19:40	65.6	68.6			68.9	68.9	63.3	66.3
25/12/2023	19:45	68.2	71.2			70.6	70.6	65.1	68.1
25/12/2023	19:50	66.5	69.5	69.2		68.9	68.9	63.3	66.3
25/12/2023	19:55	66.8	69.8			69.4	69.4	65.4	68.4
25/12/2023	20:00	65.1	68.1			67.0	67.0	61.2	64.2
25/12/2023	20:05	66.5	69.5	69.5	69.3	68.7	68.7	64.8	67.8
25/12/2023	20:10	67.5	70.5			69.0	69.0	65.3	68.3
25/12/2023	20:15	65.1	68.1			67.0	67.0	63.6	66.6
25/12/2023	20:20	66.8	69.8	69.1		68.7	68.7	63.9	66.9
25/12/2023	20:25	65.6	68.6			67.0	67.0	62.8	65.8
25/12/2023	20:30	65.8	68.8			67.5	67.5	63.1	66.1
25/12/2023	20:35	66.8	69.8	69.1	68.9	68.3	68.3	65.7	68.7
25/12/2023	20:40	65.4	68.4			68.0	68.0	62.4	65.4
25/12/2023	20:45	66.1	69.1			67.3	67.3	65.0	68.0
25/12/2023	20:50	65.4	68.4	68.6		68.1	68.1	62.9	65.9
25/12/2023	20:55	65.4	68.4			67.8	67.8	62.4	65.4
25/12/2023	21:00	66.0	69.0			68.3	68.3	63.0	66.0
25/12/2023	21:05	64.9	67.9	68.6	69.0	67.6	67.6	61.9	64.9
25/12/2023	21:10	66.6	69.6			68.9	68.9	63.8	66.8
25/12/2023	21:15	65.1	68.1			66.8	66.8	63.1	66.1
25/12/2023	21:20	64.6	67.6	69.3		66.9	66.9	61.6	64.6
25/12/2023	21:25	67.5	70.5			68.8	68.8	65.0	68.0
25/12/2023	21:30	66.3	69.3			69.1	69.1	65.2	68.2
25/12/2023	21:35	64.6	67.6	69.1	68.4	65.9	65.9	61.9	64.9
25/12/2023	21:40	66.5	69.5			68.9	68.9	65.5	68.5
25/12/2023	21:45	66.8	69.8			68.1	68.1	64.6	67.6
25/12/2023	21:50	65.5	68.5	67.6		68.1	68.1	64.6	67.6
25/12/2023	21:55	64.2	67.2			65.2	65.2	62.1	65.1
25/12/2023	22:00	63.8	66.8	68.5	67.3	66.1	66.1	61.9	64.9
25/12/2023	22:05	65.3	68.3			68.0	68.0	64.1	67.1
25/12/2023	22:10	66.4	69.4			67.4	67.4	63.8	66.8
25/12/2023	22:15	64.5	67.5			67.2	67.2	63.1	66.1
25/12/2023	22:20	63.2	66.2	65.7		64.5	64.5	61.6	64.6
25/12/2023	22:25	62.4	65.4			65.4	65.4	61.2	64.2
25/12/2023	22:30	62.5	65.5			64.4	64.4	61.3	64.3
25/12/2023	22:35	62.4	65.4	66.1	66.3	64.5	64.5	60.0	63.0
25/12/2023	22:40	64.1	67.1			66.6	66.6	61.4	64.4
25/12/2023	22:45	62.7	65.7			63.6	63.6	62.1	65.1
25/12/2023	22:50	62.2	65.2	66.5		62.9	62.9	61.7	64.7
25/12/2023	22:55	64.5	67.5			65.6	65.6	63.1	66.1
25/12/2023	23:00	63.6	66.6			64.1	64.1	63.1	66.1
			Mean	69.1	69.1				
			Maximum	73.9	73.5				
			Minimum	65.7	66.3				

Station: HC_M3A

Remark: *For Free Field measurement, +3 dB(A) was added to the measured results.

Date	Start Time	Leq (5mins)	Leq (5mins)*	Leq (15mins)	Leq (30mins)	L10 (5mins)	L10 (5mins)*	L90 (5mins)	L90 (5mins)*
26/12/2023	19:00	67.3	70.3	71.5	71.6	70.0	73.0	64.6	67.6
26/12/2023	19:05	69.2	72.2			72.9	75.9	66.6	69.6
26/12/2023	19:10	68.9	71.9			72.4	75.4	66.7	69.7
26/12/2023	19:15	70.0	73.0	71.7		73.7	76.7	67.1	70.1
26/12/2023	19:20	68.2	71.2			71.9	74.9	65.8	68.8
26/12/2023	19:25	67.4	70.4			69.7	72.7	64.8	67.8
26/12/2023	19:30	71.2	74.2	74.3	72.9	74.7	77.7	68.3	71.3
26/12/2023	19:35	71.7	74.7			73.9	76.9	70.3	73.3
26/12/2023	19:40	70.9	73.9			73.3	76.3	68.1	71.1
26/12/2023	19:45	68.1	71.1	70.8		69.6	72.6	66.3	69.3
26/12/2023	19:50	68.4	71.4			72.0	75.0	64.6	67.6
26/12/2023	19:55	66.6	69.6			68.5	71.5	62.9	65.9
26/12/2023	20:00	64.2	67.2	68.0	67.9	66.3	69.3	60.7	63.7
26/12/2023	20:05	63.9	66.9			67.1	70.1	60.2	63.2
26/12/2023	20:10	66.4	69.4			67.4	70.4	64.9	67.9
26/12/2023	20:15	65.6	68.6	67.7		67.2	70.2	64.8	67.8
26/12/2023	20:20	64.7	67.7			65.6	68.6	62.0	65.0
26/12/2023	20:25	63.7	66.7			64.5	67.5	61.3	64.3
26/12/2023	20:30	65.4	68.4	69.3	69.4	67.3	70.3	63.5	66.5
26/12/2023	20:35	67.1	70.1			70.0	73.0	65.2	68.2
26/12/2023	20:40	66.2	69.2			67.6	70.6	64.9	67.9
26/12/2023	20:45	67.0	70.0	69.4		68.2	71.2	64.2	67.2
26/12/2023	20:50	67.1	70.1			68.9	71.9	65.1	68.1
26/12/2023	20:55	64.8	67.8			66.3	69.3	63.4	66.4
26/12/2023	21:00	64.8	67.8	68.4	68.9	66.2	69.2	62.0	65.0
26/12/2023	21:05	64.4	67.4			65.2	68.2	61.6	64.6
26/12/2023	21:10	66.7	69.7			68.9	71.9	63.7	66.7
26/12/2023	21:15	66.9	69.9	69.3		68.7	71.7	65.6	68.6
26/12/2023	21:20	64.2	67.2			65.7	68.7	62.7	65.7
26/12/2023	21:25	67.2	70.2			69.0	72.0	64.8	67.8
26/12/2023	21:30	67.5	70.5	70.5	69.6	68.4	71.4	66.2	69.2
26/12/2023	21:35	67.4	70.4			68.8	71.8	64.6	67.6
26/12/2023	21:40	67.5	70.5			70.3	73.3	65.6	68.6
26/12/2023	21:45	63.9	66.9	68.6		66.6	69.6	63.1	66.1
26/12/2023	21:50	67.4	70.4			68.7	71.7	64.8	67.8
26/12/2023	21:55	64.5	67.5			66.4	69.4	61.9	64.9
26/12/2023	22:00	64.2	67.2	67.8	67.2	67.2	70.2	62.8	65.8
26/12/2023	22:05	66.1	69.1			67.4	70.4	63.9	66.9
26/12/2023	22:10	63.8	66.8			66.2	69.2	62.6	65.6
26/12/2023	22:15	63.8	66.8	66.5		64.7	67.7	62.8	65.8
26/12/2023	22:20	64.0	67.0			67.0	70.0	61.1	64.1
26/12/2023	22:25	62.7	65.7			64.8	67.8	61.0	64.0
26/12/2023	22:30	64.4	67.4	67.0	66.7	66.3	69.3	62.6	65.6
26/12/2023	22:35	62.7	65.7			65.7	68.7	60.0	63.0
26/12/2023	22:40	64.7	67.7			65.5	68.5	63.2	66.2
26/12/2023	22:45	63.7	66.7	66.3		65.5	68.5	63.3	66.3
26/12/2023	22:50	63.1	66.1			64.9	67.9	62.2	65.2
26/12/2023	22:55	63.2	66.2			64.0	67.0	61.5	64.5
			Mean	69.2	69.3				
			Maximum	74.3	72.9				
			Minimum	66.3	66.7				

Date	Start Time	Leq (5mins)	Leq (5mins)*	Leq (15mins)	Leq (30mins)	L10 (5mins)	L10 (5mins)*	L90 (5mins)	L90 (5mins)*
27/12/2023	19:04	71.2	74.2	74.1	73.5	72.8	75.8	68.1	71.1
27/12/2023	19:09	70.4	73.4			72.4	75.4	67.2	70.2
27/12/2023	19:14	71.6	74.6			73.6	76.6	67.9	70.9
27/12/2023	19:19	71.7	74.7	72.7		75.2	78.2	68.8	71.8
27/12/2023	19:24	69.6	72.6			71.0	74.0	68.1	71.1
27/12/2023	19:29	66.3	69.3			70.2	73.2	63.5	66.5
27/12/2023	19:34	67.3	70.3	71.5	71.7	69.0	72.0	64.3	67.3
27/12/2023	19:39	69.7	72.7			72.8	75.8	66.9	69.9
27/12/2023	19:44	68.1	71.1			70.5	73.5	65.4	68.4
27/12/2023	19:49	71.2	74.2	71.8		73.3	76.3	69.1	72.1
27/12/2023	19:54	65.6	68.6			69.1	72.1	63.6	66.6
27/12/2023	19:59	67.8	70.8			70.7	73.7	65.7	68.7
27/12/2023	20:04	64.4	67.4	67.8	68.8	66.5	69.5	62.6	65.6
27/12/2023	20:09	65.8	68.8			68.6	71.6	64.3	67.3
27/12/2023	20:14	64.0	67.0			66.2	69.2	61.7	64.7
27/12/2023	20:19	65.4	68.4	69.7		67.1	70.1	63.3	66.3
27/12/2023	20:24	67.1	70.1			70.1	73.1	66.0	69.0
27/12/2023	20:29	67.3	70.3			70.2	73.2	65.6	68.6
27/12/2023	20:34	65.4	68.4	67.9	67.8	68.1	71.1	63.4	66.4
27/12/2023	20:39	64.7	67.7			66.6	69.6	62.0	65.0
27/12/2023	20:44	64.7	67.7			66.0	69.0	63.3	66.3
27/12/2023	20:49	64.4	67.4	67.7		66.9	69.9	61.5	64.5
27/12/2023	20:54	63.8	66.8			65.4	68.4	61.4	64.4
27/12/2023	20:59	65.8	68.8			67.3	70.3	65.0	68.0
27/12/2023	21:04	66.0	69.0	68.4	68.0	67.5	70.5	64.6	67.6
27/12/2023	21:09	64.0	67.0			64.9	67.9	61.0	64.0
27/12/2023	21:14	65.8	68.8			68.7	71.7	64.4	67.4
27/12/2023	21:19	65.7	68.7	67.7		66.5	69.5	64.5	67.5
27/12/2023	21:24	64.1	67.1			66.3	69.3	61.4	64.4
27/12/2023	21:29	64.1	67.1			67.1	70.1	61.3	64.3
27/12/2023	21:34	65.0	68.0	68.9	68.5	66.9	69.9	63.5	66.5
27/12/2023	21:39	66.3	69.3			68.3	71.3	65.1	68.1
27/12/2023	21:44	66.4	69.4			68.4	71.4	63.5	66.5
27/12/2023	21:49	65.2	68.2	67.9		66.0	69.0	63.9	66.9
27/12/2023	21:54	65.2	68.2			66.3	69.3	64.3	67.3
27/12/2023	21:59	64.2	67.2			67.0	70.0	61.4	64.4
27/12/2023	22:04	65.2	68.2	68.1	67.9	68.1	71.1	63.3	66.3
27/12/2023	22:09	64.9	67.9			66.2	69.2	62.9	65.9
27/12/2023	22:14	65.1	68.1			67.5	70.5	64.1	67.1
27/12/2023	22:19	66.1	69.1	67.6		67.1	70.1	63.6	66.6
27/12/2023	22:24	64.6	67.6			67.6	70.6	61.6	64.6
27/12/2023	22:29	62.5	65.5			64.8	67.8	61.0	64.0
27/12/2023	22:34	62.6	65.6	66.3	66.4	65.1	68.1	60.8	63.8
27/12/2023	22:39	64.5	67.5			65.7	68.7	62.9	65.9
27/12/2023	22:44	62.4	65.4			63.8	66.8	61.3	64.3
27/12/2023	22:49	63.5	66.5	66.6		64.5	67.5	62.4	65.4
27/12/2023	22:54	64.4	67.4			65.0	68.0	63.6	66.6
27/12/2023	22:59	62.8	65.8			64.2	67.2	61.5	64.5
			Mean	69.0	69.1				
			Maximum	74.1	73.5				
			Minimum	66.3	66.4				

Date	Start Time	Leq (5mins)	Leq (5mins)*	Leq (15mins)	Leq (30mins)	L10 (5mins)	L10 (5mins)*	L90 (5mins)	L90 (5mins)*
28/12/2023	19:04	68.1	71.1	71.8	71.9	70.4	73.4	65.0	68.0
28/12/2023	19:09	66.9	69.9			68.8	71.8	64.6	67.6
28/12/2023	19:14	70.5	73.5			72.7	75.7	67.0	70.0
28/12/2023	19:19	67.8	70.8	72.0		70.2	73.2	64.8	67.8
28/12/2023	19:24	68.0	71.0			71.8	74.8	65.3	68.3
28/12/2023	19:29	70.7	73.7			73.1	76.1	68.8	71.8
28/12/2023	19:34	70.4	73.4	72.3	71.4	73.9	76.9	68.7	71.7
28/12/2023	19:39	69.7	72.7			73.5	76.5	67.9	70.9
28/12/2023	19:44	67.1	70.1			69.0	72.0	63.5	66.5
28/12/2023	19:49	66.8	69.8	70.2		69.0	72.0	63.8	66.8
28/12/2023	19:54	67.8	70.8			71.5	74.5	63.9	66.9
28/12/2023	19:59	67.0	70.0			70.5	73.5	63.9	66.9
28/12/2023	20:04	64.0	67.0	69.3	69.5	66.5	69.5	62.0	65.0
28/12/2023	20:09	66.8	69.8			68.7	71.7	64.5	67.5
28/12/2023	20:14	67.3	70.3			70.1	73.1	66.4	69.4
28/12/2023	20:19	66.9	69.9	69.8		69.3	72.3	64.5	67.5
28/12/2023	20:24	65.0	68.0			67.7	70.7	63.1	66.1
28/12/2023	20:29	67.9	70.9			68.8	71.8	64.7	67.7
28/12/2023	20:34	66.2	69.2	68.3	68.1	67.3	70.3	65.1	68.1
28/12/2023	20:39	65.3	68.3			66.9	69.9	62.5	65.5
28/12/2023	20:44	64.2	67.2			66.3	69.3	62.0	65.0
28/12/2023	20:49	64.1	67.1	67.9		65.8	68.8	62.0	65.0
28/12/2023	20:54	66.4	69.4			67.2	70.2	63.7	66.7
28/12/2023	20:59	63.8	66.8			64.8	67.8	62.8	65.8
28/12/2023	21:04	67.5	70.5	69.1	68.8	69.3	72.3	65.4	68.4
28/12/2023	21:09	63.7	66.7			64.7	67.7	61.7	64.7
28/12/2023	21:14	66.2	69.2			68.0	71.0	64.7	67.7
28/12/2023	21:19	66.3	69.3	68.5		68.3	71.3	64.6	67.6
28/12/2023	21:24	66.0	69.0			67.3	70.3	64.6	67.6
28/12/2023	21:29	63.8	66.8			65.3	68.3	61.1	64.1
28/12/2023	21:34	64.8	67.8	68.6	68.4	67.0	70.0	62.8	65.8
28/12/2023	21:39	66.8	69.8			68.4	71.4	64.1	67.1
28/12/2023	21:44	64.9	67.9			67.2	70.2	63.4	66.4
28/12/2023	21:49	63.9	66.9	68.1		65.7	68.7	61.9	64.9
28/12/2023	21:54	64.7	67.7			67.1	70.1	63.3	66.3
28/12/2023	21:59	66.4	69.4			67.8	70.8	65.5	68.5
28/12/2023	22:04	65.2	68.2	68.4	69.1	66.3	69.3	63.7	66.7
28/12/2023	22:09	64.6	67.6			66.2	69.2	63.4	66.4
28/12/2023	22:14	66.2	69.2			67.7	70.7	64.8	67.8
28/12/2023	22:19	67.3	70.3	69.6		69.2	72.2	64.9	67.9
28/12/2023	22:24	66.6	69.6			69.3	72.3	63.9	66.9
28/12/2023	22:29	65.9	68.9			67.8	70.8	64.0	67.0
28/12/2023	22:34	63.8	66.8	66.4	66.8	65.6	68.6	62.0	65.0
28/12/2023	22:39	62.5	65.5			64.2	67.2	61.4	64.4
28/12/2023	22:44	63.8	66.8			64.3	67.3	62.7	65.7
28/12/2023	22:49	64.0	67.0	67.2		64.8	67.8	63.4	66.4
28/12/2023	22:54	64.4	67.4			65.4	68.4	62.9	65.9
28/12/2023	22:59	64.3	67.3			65.1	68.1	63.7	66.7
			Mean	69.2	69.2				
			Maximum	72.3	71.9				
			Minimum	66.4	66.8				

Station: HC_M3A

Remark: *For Free Field measurement, +3 dB(A) was added to the measured results.

Date	Start Time	Leq (5mins)	Leq (5mins)*	Leq (15mins)	Leq (30mins)	L10 (5mins)	L10 (5mins)*	L90 (5mins)	L90 (5mins)*
29/12/2023	19:03	70.8	73.8	73.2	73.03	73.7	76.7	68.5	71.5
29/12/2023	19:08	70.8	73.8			74.4	77.4	67.3	70.3
29/12/2023	19:13	68.8	71.8			71.0	74.0	65.9	68.9
29/12/2023	19:18	70.4	73.4	72.8		74.3	77.3	67.6	70.6
29/12/2023	19:23	70.3	73.3			72.8	75.8	66.4	69.4
29/12/2023	19:28	68.5	71.5			71.9	74.9	65.0	68.0
29/12/2023	19:33	70.7	73.7	72.8	72.5	73.1	76.1	68.5	71.5
29/12/2023	19:38	70.2	73.2			72.7	75.7	66.3	69.3
29/12/2023	19:43	68.0	71.0			70.4	73.4	66.1	69.1
29/12/2023	19:48	71.7	74.7	72.3		75.6	78.6	68.2	71.2
29/12/2023	19:53	66.3	69.3			70.2	73.2	62.5	65.5
29/12/2023	19:58	68.1	71.1			71.0	74.0	65.5	68.5
29/12/2023	20:03	70.7	73.7	71.4	70.6	73.6	76.6	68.2	71.2
29/12/2023	20:08	66.0	69.0			68.0	71.0	64.8	67.8
29/12/2023	20:13	67.1	70.1			69.3	72.3	65.4	68.4
29/12/2023	20:18	64.8	67.8			67.3	70.3	62.5	65.5
29/12/2023	20:23	67.6	70.6	69.6		68.5	71.5	66.1	69.1
29/12/2023	20:28	67.0	70.0			70.0	73.0	64.1	67.1
29/12/2023	20:33	66.8	69.8	68.2	68.6	67.8	70.8	65.2	68.2
29/12/2023	20:38	64.5	67.5			66.8	69.8	63.6	66.6
29/12/2023	20:43	63.7	66.7			64.5	67.5	62.2	65.2
29/12/2023	20:48	67.4	70.4	68.9		70.2	73.2	64.4	67.4
29/12/2023	20:53	65.3	68.3			67.0	70.0	64.4	67.4
29/12/2023	20:58	64.5	67.5			65.6	68.6	63.6	66.6
29/12/2023	21:03	64.8	67.8	67.8	68.3	66.9	69.9	63.7	66.7
29/12/2023	21:08	64.9	67.9			66.7	69.7	63.5	66.5
29/12/2023	21:13	64.7	67.7			65.6	68.6	63.6	66.6
29/12/2023	21:18	64.5	67.5	68.7		66.8	69.8	62.7	65.7
29/12/2023	21:23	66.2	69.2			67.0	70.0	65.3	68.3
29/12/2023	21:28	66.1	69.1			68.7	71.7	63.2	66.2
29/12/2023	21:33	63.8	66.8	68.5	68.7	65.7	68.7	62.5	65.5
29/12/2023	21:38	65.9	68.9			68.2	71.2	63.7	66.7
29/12/2023	21:43	66.4	69.4			67.9	70.9	64.2	67.2
29/12/2023	21:48	64.0	67.0	68.8		65.0	68.0	62.5	65.5
29/12/2023	21:53	65.3	68.3			67.5	70.5	62.6	65.6
29/12/2023	21:58	67.5	70.5			68.8	71.8	65.9	68.9
29/12/2023	22:03	63.9	66.9	68.4	68.2	65.7	68.7	62.3	65.3
29/12/2023	22:08	65.4	68.4			67.7	70.7	63.3	66.3
29/12/2023	22:13	66.5	69.5			67.6	70.6	64.0	67.0
29/12/2023	22:18	65.6	68.6	68.1		66.5	69.5	64.7	67.7
29/12/2023	22:23	63.7	66.7			66.2	69.2	61.5	64.5
29/12/2023	22:28	65.7	68.7			67.9	70.9	64.4	67.4
29/12/2023	22:33	64.2	67.2	68.2	67.2	64.8	67.8	63.0	66.0
29/12/2023	22:38	67.3	70.3			69.0	72.0	66.5	69.5
29/12/2023	22:43	63.0	66.0			63.6	66.6	61.4	64.4
29/12/2023	22:48	63.1	66.1			64.1	67.1	61.4	64.4
29/12/2023	22:53	63.0	66.0	65.9		63.9	66.9	61.3	64.3
29/12/2023	22:58	62.7	65.7			63.8	66.8	61.3	64.3
			Mean	69.6	69.6				
			Maximum	73.2	73.0				
			Minimum	65.9	67.2				

Date	Start Time	Leq (5mins)	Leq (5mins)*	Leq (15mins)	Leq (30mins)	L10 (5mins)	L10 (5mins)*	L90 (5mins)	L90 (5mins)*
30/12/2023	19:03	71.2	74.2	72.2	72.7	72.6	75.6	67.8	70.8
30/12/2023	19:08	67.1	70.1			68.6	71.6	64.4	67.4
30/12/2023	19:13	68.3	71.3			70.6	73.6	66.3	69.3
30/12/2023	19:18	71.3	74.3	73.0		73.9	76.9	68.1	71.1
30/12/2023	19:23	66.3	69.3			69.0	72.0	63.0	66.0
30/12/2023	19:28	71.0	74.0			73.0	76.0	69.4	72.4
30/12/2023	19:33	70.4	73.4	72.3	72.6	73.6	76.6	68.4	71.4
30/12/2023	19:38	67.4	70.4			70.2	73.2	65.4	68.4
30/12/2023	19:43	69.5	72.5			71.5	74.5	65.6	68.6
30/12/2023	19:48	69.3	72.3	73.0		70.8	73.8	65.5	68.5
30/12/2023	19:53	71.1	74.1			73.2	76.2	67.9	70.9
30/12/2023	19:58	69.2	72.2			70.9	73.9	67.0	70.0
30/12/2023	20:03	68.1	71.1	69.6	69.3	70.7	73.7	66.8	69.8
30/12/2023	20:08	66.3	69.3			67.6	70.6	64.0	67.0
30/12/2023	20:13	64.6	67.6			66.2	69.2	63.0	66.0
30/12/2023	20:18	65.7	68.7	69.0		68.7	71.7	63.2	66.2
30/12/2023	20:23	66.0	69.0			68.5	71.5	63.9	66.9
30/12/2023	20:28	66.3	69.3			68.6	71.6	64.7	67.7
30/12/2023	20:33	65.2	68.2	69.0	68.6	67.2	70.2	63.7	66.7
30/12/2023	20:38	67.3	70.3			70.2	73.2	64.3	67.3
30/12/2023	20:43	65.0	68.0			65.8	68.8	63.6	66.6
30/12/2023	20:48	65.1	68.1	68.3		67.4	70.4	64.2	67.2
30/12/2023	20:53	64.1	67.1			65.1	68.1	61.1	64.1
30/12/2023	20:58	66.4	69.4			67.6	70.6	64.3	67.3
30/12/2023	21:03	67.3	70.3	69.5	69.2	70.2	73.2	65.8	68.8
30/12/2023	21:08	65.7	68.7			68.0	71.0	64.0	67.0
30/12/2023	21:13	66.3	69.3			68.6	71.6	63.5	66.5
30/12/2023	21:18	64.3	67.3	69.0		65.8	68.8	62.9	65.9
30/12/2023	21:23	67.5	70.5			69.8	72.8	65.1	68.1
30/12/2023	21:28	65.5	68.5			67.3	70.3	63.6	66.6
30/12/2023	21:33	64.8	67.8	68.6	68.7	67.8	70.8	62.6	65.6
30/12/2023	21:38	65.0	68.0			67.0	70.0	62.3	65.3
30/12/2023	21:43	66.8	69.8			68.7	71.7	64.3	67.3
30/12/2023	21:48	66.9	69.9	68.8		68.4	71.4	64.5	67.5
30/12/2023	21:53	64.9	67.9			66.4	69.4	63.5	66.5
30/12/2023	21:58	65.4	68.4			66.6	69.6	63.4	66.4
30/12/2023	22:03	64.9	67.9	67.9	68.8	66.7	69.7	63.8	66.8
30/12/2023	22:08	63.7	66.7			65.3	68.3	61.3	64.3
30/12/2023	22:13	65.9	68.9			68.7	71.7	62.9	65.9
30/12/2023	22:18	65.0	68.0	69.5		67.3	70.3	63.9	66.9
30/12/2023	22:23	66.6	69.6			69.5	72.5	63.6	66.6
30/12/2023	22:28	67.5	70.5			69.2	72.2	66.0	69.0
30/12/2023	22:33	67.4	70.4	70.3	68.9	68.1	71.1	66.9	69.9
30/12/2023	22:38	67.0	70.0			67.5	70.5	65.7	68.7
30/12/2023	22:43	67.5	70.5			68.9	71.9	67.0	70.0
30/12/2023	22:48	64.0	67.0	66.8		65.8	68.8	63.2	66.2
30/12/2023	22:53	63.9	66.9			65.4	68.4	62.5	65.5
30/12/2023	22:58	63.6	66.6			65.3	68.3	62.5	65.5
			Mean	69.8	69.9				
			Maximum	73.0	72.7				
			Minimum	66.8	68.6				

Date	Start Time	Leq (5mins)	Leq (5mins)*	Leq (15mins)	Leq (30mins)	L10 (5mins)	L10 (5mins)*	L90 (5mins)	L90 (5mins)*
31/12/2023	19:03	70.6	73.6	72.9	73.2	72.5	75.5	68.3	71.3
31/12/2023	19:08	70.0	73.0			73.5	76.5	66.9	69.9
31/12/2023	19:13	68.9	71.9			71.2	74.2	66.6	69.6
31/12/2023	19:18	70.0	73.0	73.4		73.0	76.0	66.2	69.2
31/12/2023	19:23	70.0	73.0			71.8	74.8	68.6	71.6
31/12/2023	19:28	71.1	74.1			73.2	76.2	69.7	72.7
31/12/2023	19:33	67.4	70.4	71.7	71.0	70.2	73.2	65.3	68.3
31/12/2023	19:38	66.8	69.8			69.7	72.7	65.3	68.3
31/12/2023	19:43	70.7	73.7			73.3	76.3	69.1	72.1
31/12/2023	19:48	67.9	70.9	70.2		69.5	72.5	65.7	68.7
31/12/2023	19:53	66.6	69.6			68.8	71.8	64.0	67.0
31/12/2023	19:58	66.9	69.9			67.9	70.9	64.6	67.6
31/12/2023	20:03	68.4	71.4	71.4	70.7	70.7	73.7	66.2	69.2
31/12/2023	20:08	69.3	72.3			71.0	74.0	67.2	70.2
31/12/2023	20:13	67.4	70.4			68.8	71.8	65.1	68.1
31/12/2023	20:18	67.2	70.2	69.9		68.1	71.1	65.3	68.3
31/12/2023	20:23	66.3	69.3			68.8	71.8	65.3	68.3
31/12/2023	20:28	67.2	70.2			68.6	71.6	64.8	67.8
31/12/2023	20:33	63.8	66.8	68.3	68.5	64.8	67.8	61.1	64.1
31/12/2023	20:38	65.9	68.9			66.8	69.8	63.4	66.4
31/12/2023	20:43	65.8	68.8			68.2	71.2	62.9	65.9
31/12/2023	20:48	67.3	70.3	68.8		69.4	72.4	66.2	69.2
31/12/2023	20:53	65.7	68.7			68.1	71.1	64.0	67.0
31/12/2023	20:58	63.7	66.7			65.6	68.6	61.8	64.8
31/12/2023	21:03	65.3	68.3	68.4	68.4	66.3	69.3	62.5	65.5
31/12/2023	21:08	65.3	68.3			67.3	70.3	63.3	66.3
31/12/2023	21:13	65.5	68.5			68.2	71.2	63.4	66.4
31/12/2023	21:18	65.9	68.9	68.4		66.9	69.9	64.2	67.2
31/12/2023	21:23	66.1	69.1			68.2	71.2	64.2	67.2
31/12/2023	21:28	63.7	66.7			65.7	68.7	62.8	65.8
31/12/2023	21:33	66.0	69.0	68.5	68.7	67.7	70.7	63.4	66.4
31/12/2023	21:38	64.8	67.8			66.3	69.3	64.0	67.0
31/12/2023	21:43	65.6	68.6			68.2	71.2	63.7	66.7
31/12/2023	21:48	65.1	68.1	68.9		66.1	69.1	63.8	66.8
31/12/2023	21:53	66.0	69.0			68.9	71.9	63.6	66.6
31/12/2023	21:58	66.4	69.4			68.7	71.7	64.9	67.9
31/12/2023	22:03	67.4	70.4	69.4	69.4	68.2	71.2	65.9	68.9
31/12/2023	22:08	66.5	69.5			67.7	70.7	65.1	68.1
31/12/2023	22:13	65.1	68.1			66.2	69.2	63.4	66.4
31/12/2023	22:18	67.4	70.4	69.4		70.4	73.4	66.5	69.5
31/12/2023	22:23	65.7	68.7			67.4	70.4	64.2	67.2
31/12/2023	22:28	65.9	68.9			67.7	70.7	64.6	67.6
31/12/2023	22:33	66.3	69.3	69.7	68.6	68.1	71.1	65.9	68.9
31/12/2023	22:38	67.4	70.4			67.9	70.9	66.6	69.6
31/12/2023	22:43	66.2	69.2			67.3	70.3	64.5	67.5
31/12/2023	22:48	65.5	68.5	67.2		66.1	69.1	63.8	66.8
31/12/2023	22:53	62.2	65.2			63.0	66.0	60.6	63.6
31/12/2023	22:58	64.2	67.2			65.9	68.9	62.9	65.9
			Mean	69.8	69.8				
			Maximum	73.4	73.2				
			Minimum	67.2	68.4				

Station: HC_M3A

Remark: *For Free Field measurement, +3 dB(A) was added to the measured results.

Date	Start Time	Leq (5mins)	Leq (5mins)*	Leq (15mins)	Leq (30mins)	L10 (5mins)	L10 (5mins)*	L90 (5mins)	L90 (5mins)*
1/1/2024	19:01	70.7	73.7	72.8	72.8	72.5	75.5	67.3	70.3
1/1/2024	19:06	70.4	73.4			73.7	76.7	66.6	69.6
1/1/2024	19:11	67.7	70.7			70.9	73.9	66.0	69.0
1/1/2024	19:16	69.6	72.6	72.8		71.7	74.7	65.8	68.8
1/1/2024	19:21	71.5	74.5			73.4	76.4	70.1	73.1
1/1/2024	19:26	67.5	70.5			70.5	73.5	64.2	67.2
1/1/2024	19:31	69.5	72.5	71.8	73.1	71.0	74.0	67.9	70.9
1/1/2024	19:36	67.0	70.0			70.8	73.8	64.2	67.2
1/1/2024	19:41	69.4	72.4			70.9	73.9	65.6	68.6
1/1/2024	19:46	70.1	73.1	74.1		73.7	76.7	67.2	70.2
1/1/2024	19:51	71.5	74.5			74.5	77.5	68.7	71.7
1/1/2024	19:56	71.6	74.6			73.6	76.6	70.6	73.6
1/1/2024	20:01	69.2	72.2	73.2	72.5	70.6	73.6	68.3	71.3
1/1/2024	20:06	71.1	74.1			72.8	75.8	69.4	72.4
1/1/2024	20:11	70.0	73.0			72.6	75.6	67.2	70.2
1/1/2024	20:16	70.8	73.8	71.7		73.2	76.2	68.0	71.0
1/1/2024	20:21	68.2	71.2			71.0	74.0	65.8	68.8
1/1/2024	20:26	65.6	68.6			67.5	70.5	63.4	66.4
1/1/2024	20:31	66.7	69.7	68.2	68.1	68.8	71.8	64.3	67.3
1/1/2024	20:36	64.0	67.0			66.6	69.6	61.2	64.2
1/1/2024	20:41	64.3	67.3			66.4	69.4	61.6	64.6
1/1/2024	20:46	64.1	67.1	68.1		65.3	68.3	62.3	65.3
1/1/2024	20:51	65.4	68.4			68.4	71.4	62.4	65.4
1/1/2024	20:56	65.7	68.7			68.2	71.2	63.1	66.1
1/1/2024	21:01	65.0	68.0	68.5	68.2	66.6	69.6	63.3	66.3
1/1/2024	21:06	67.0	70.0			68.3	71.3	66.1	69.1
1/1/2024	21:11	64.0	67.0			66.7	69.7	61.3	64.3
1/1/2024	21:16	63.9	66.9	67.9		66.2	69.2	63.1	66.1
1/1/2024	21:21	65.4	68.4			66.8	69.8	64.0	67.0
1/1/2024	21:26	65.2	68.2			67.6	70.6	63.5	66.5
1/1/2024	21:31	64.2	67.2	68.0	68.4	65.4	68.4	63.4	66.4
1/1/2024	21:36	65.7	68.7			66.6	69.6	64.2	67.2
1/1/2024	21:41	64.9	67.9			66.5	69.5	61.9	64.9
1/1/2024	21:46	63.9	66.9	68.8		66.4	69.4	62.2	65.2
1/1/2024	21:51	65.7	68.7			67.9	70.9	63.3	66.3
1/1/2024	21:56	67.1	70.1			70.1	73.1	65.5	68.5
1/1/2024	22:01	65.4	68.4	67.4	67.8	67.9	70.9	62.8	65.8
1/1/2024	22:06	63.8	66.8			65.7	68.7	61.1	64.1
1/1/2024	22:11	63.9	66.9			66.5	69.5	61.5	64.5
1/1/2024	22:16	66.2	69.2	68.1		67.7	70.7	65.1	68.1
1/1/2024	22:21	64.1	67.1			65.4	68.4	63.5	66.5
1/1/2024	22:26	64.6	67.6			65.7	68.7	62.9	65.9
1/1/2024	22:31	67.3	70.3	69.2	68.4	69.1	72.1	66.0	69.0
1/1/2024	22:36	66.7	69.7			67.2	70.2	65.7	68.7
1/1/2024	22:41	63.8	66.8			64.2	67.2	62.3	65.3
1/1/2024	22:46	63.8	66.8	67.5		65.2	68.2	63.0	66.0
1/1/2024	22:51	64.9	67.9			66.1	69.1	63.3	66.3
1/1/2024	22:56	64.6	67.6			65.2	68.2	63.0	66.0
			Mean	69.9	69.9				
			Maximum	74.1	73.1				
			Minimum	67.4	67.8				

Date	Start Time	Leq (5mins)	Leq (5mins)*	Leq (15mins)	Leq (30mins)	L10 (5mins)	L10 (5mins)*	L90 (5mins)	L90 (5mins)*
2/1/2024	19:01	67.9	70.9	71.4	72.0	71.0	74.0	64.9	67.9
2/1/2024	19:06	68.1	71.1			71.8	74.8	64.2	67.2
2/1/2024	19:11	69.0	72.0			72.8	75.8	66.1	69.1
2/1/2024	19:16	70.0	73.0	72.6		72.5	75.5	67.6	70.6
2/1/2024	19:21	68.5	71.5			69.9	72.9	64.9	67.9
2/1/2024	19:26	70.1	73.1			72.5	75.5	67.8	70.8
2/1/2024	19:31	70.1	73.1	73.8	73.0	73.8	76.8	67.1	70.1
2/1/2024	19:36	71.2	74.2			72.6	75.6	68.4	71.4
2/1/2024	19:41	71.1	74.1			73.9	76.9	69.1	72.1
2/1/2024	19:46	68.3	71.3	72.0		70.9	73.9	66.7	69.7
2/1/2024	19:51	70.3	73.3			72.4	75.4	69.2	72.2
2/1/2024	19:56	68.1	71.1			70.2	73.2	67.0	70.0
2/1/2024	20:01	69.5	72.5	72.2	72.1	70.6	73.6	67.7	70.7
2/1/2024	20:06	66.8	69.8			68.9	71.9	65.6	68.6
2/1/2024	20:11	70.5	73.5			73.3	76.3	69.5	72.5
2/1/2024	20:16	69.3	72.3	72.1		71.7	74.7	68.5	71.5
2/1/2024	20:21	67.0	70.0			69.1	72.1	64.1	67.1
2/1/2024	20:26	70.3	73.3			72.5	75.5	67.4	70.4
2/1/2024	20:31	63.8	66.8	67.9	68.3	65.4	68.4	62.9	65.9
2/1/2024	20:36	65.8	68.8			67.8	70.8	63.9	66.9
2/1/2024	20:41	65.0	68.0			66.2	69.2	62.6	65.6
2/1/2024	20:46	63.8	66.8	68.7		65.6	68.6	60.9	63.9
2/1/2024	20:51	66.9	69.9			69.2	72.2	64.0	67.0
2/1/2024	20:56	65.8	68.8			68.4	71.4	63.6	66.6
2/1/2024	21:01	66.7	69.7	68.8	68.8	69.6	72.6	65.1	68.1
2/1/2024	21:06	66.2	69.2			68.7	71.7	63.5	66.5
2/1/2024	21:11	63.9	66.9			66.1	69.1	62.0	65.0
2/1/2024	21:16	65.5	68.5	68.8		67.0	70.0	63.7	66.7
2/1/2024	21:21	63.8	66.8			65.6	68.6	61.6	64.6
2/1/2024	21:26	67.4	70.4			68.4	71.4	66.1	69.1
2/1/2024	21:31	66.6	69.6	68.6	68.7	68.0	71.0	64.6	67.6
2/1/2024	21:36	65.2	68.2			66.5	69.5	62.9	65.9
2/1/2024	21:41	64.8	67.8			65.9	68.9	62.3	65.3
2/1/2024	21:46	67.2	70.2	68.7		68.1	71.1	65.7	68.7
2/1/2024	21:51	64.4	67.4			67.1	70.1	62.8	65.8
2/1/2024	21:56	65.0	68.0			67.2	70.2	63.2	66.2
2/1/2024	22:01	66.9	69.9	68.3	68.8	69.8	72.8	64.5	67.5
2/1/2024	22:06	64.0	67.0			66.9	69.9	61.5	64.5
2/1/2024	22:11	64.3	67.3			66.6	69.6	61.6	64.6
2/1/2024	22:16	65.3	68.3	69.2		65.9	68.9	63.8	66.8
2/1/2024	22:21	66.7	69.7			68.5	71.5	66.0	69.0
2/1/2024	22:26	66.5	69.5			67.7	70.7	65.8	68.8
2/1/2024	22:31	64.7	67.7	69.4	68.6	65.1	68.1	63.7	66.7
2/1/2024	22:36	67.4	70.4			68.7	71.7	66.4	69.4
2/1/2024	22:41	66.6	69.6			67.6	70.6	65.1	68.1
2/1/2024	22:46	64.7	67.7	67.6		66.2	69.2	64.0	67.0
2/1/2024	22:51	65.1	68.1			66.3	69.3	64.3	67.3
2/1/2024	22:56	63.8	66.8			65.0	68.0	62.3	65.3
			Mean	70.0	70.0				
			Maximum	73.8	73.0				
			Minimum	67.6	68.3				

Summary of Noise Monitoring Results during 19:00 - 23:00 at HC_M3A		
	Leq (15mins)	**Leq (30mins)**
Mean	**69.1**	69.2
Maximum	**74.6**	73.5
Minimum	**65.7**	66.1

Appendix 3-3 Baseline Noise Monitoring Data – 23:00 - 07:00 on the next day at HC_M3A

Station: HC_M3A

Remark: *For Free Field measurement, +3 dB(A) was added to the measured results.

Date	Start Time	Leq (5mins)	Leq (5mins)*	Leq (15mins)	Leq (30mins)	L10 (5mins)	L10 (5mins)*	L90 (5mins)	L90 (5mins)*
20/12/2023	23:02	63.9	66.9	66.2	65.9	64.8	67.8	62.3	65.3
20/12/2023	23:07	63.6	66.6			64.2	67.2	61.8	64.8
20/12/2023	23:12	61.8	64.8			63.6	66.6	60.3	63.3
20/12/2023	23:17	63.6	66.6	65.6		64.4	67.4	62.1	65.1
20/12/2023	23:22	61.9	64.9			63.2	66.2	61.2	64.2
20/12/2023	23:27	62.2	65.2			63.2	66.2	60.5	63.5
20/12/2023	23:32	62.2	65.2	64.8	65.9	63.5	66.5	60.8	63.8
20/12/2023	23:37	60.6	63.6			62.3	65.3	59.6	62.6
20/12/2023	23:42	62.4	65.4			64.1	67.1	61.5	64.5
20/12/2023	23:47	64.3	67.3	66.7		65.2	68.2	63.3	66.3
20/12/2023	23:52	62.4	65.4			63.6	66.6	61.6	64.6
20/12/2023	23:57	64.2	67.2			64.6	67.6	63.5	66.5
			Mean	65.8	65.9				
			Maximum	66.7	65.9				
			Minimum	64.8	65.9				

Date	Start Time	Leq (5mins)	Leq (5mins)*	Leq (15mins)	Leq (30mins)	L10 (5mins)	L10 (5mins)*	L90 (5mins)	L90 (5mins)*
21/12/2023	0:02	61.9	64.9	66.3	66.1	62.9	65.9	60.3	63.3
21/12/2023	0:07	62.8	65.8			64.3	67.3	62.1	65.1
21/12/2023	0:12	64.8	67.8			65.3	68.3	64.3	67.3
21/12/2023	0:17	63.1	66.1	65.8		64.7	67.7	61.5	64.5
21/12/2023	0:22	63.6	66.6			65.4	68.4	62.1	65.1
21/12/2023	0:27	61.5	64.5			61.9	64.9	61.1	64.1
21/12/2023	0:32	63.4	66.4	65.5	65.7	64.5	67.5	62.6	65.6
21/12/2023	0:37	61.9	64.9			63.6	66.6	61.2	64.2
21/12/2023	0:42	62.1	65.1			63.9	66.9	61.0	64.0
21/12/2023	0:47	64.0	67.0	65.8		65.7	68.7	62.7	65.7
21/12/2023	0:52	63.2	66.2			63.8	66.8	61.7	64.7
21/12/2023	0:57	60.6	63.6			62.1	65.1	59.1	62.1
21/12/2023	1:02	61.4	64.4	64.8	64.6	62.4	65.4	60.1	63.1
21/12/2023	1:07	61.6	64.6			62.3	65.3	59.9	62.9
21/12/2023	1:12	62.4	65.4			64.2	67.2	61.4	64.4
21/12/2023	1:17	60.9	63.9	64.5		62.7	65.7	60.0	63.0
21/12/2023	1:22	62.0	65.0			63.2	66.2	60.7	63.7
21/12/2023	1:27	61.4	64.4			62.9	65.9	59.7	62.7
21/12/2023	1:32	61.7	64.7	65.6	65.8	63.1	66.1	61.2	64.2
21/12/2023	1:37	63.9	66.9			65.5	68.5	63.0	66.0
21/12/2023	1:42	62.0	65.0			63.3	66.3	60.9	63.9
21/12/2023	1:47	64.8	67.8	66.0		65.2	68.2	63.7	66.7
21/12/2023	1:52	61.1	64.1			61.7	64.7	60.1	63.1
21/12/2023	1:57	62.3	65.3			63.2	66.2	61.7	64.7
21/12/2023	2:02	64.3	67.3	65.5	65.3	64.9	67.9	63.0	66.0
21/12/2023	2:07	61.6	64.6			62.7	65.7	61.1	64.1
21/12/2023	2:12	61.0	64.0			61.7	64.7	59.5	62.5
21/12/2023	2:17	63.8	66.8	65.0		64.7	67.7	63.1	66.1
21/12/2023	2:22	60.4	63.4			61.7	64.7	58.8	61.8
21/12/2023	2:27	61.1	64.1			62.0	65.0	59.7	62.7
21/12/2023	2:32	63.2	66.2	64.6	65.6	64.0	67.0	62.0	65.0
21/12/2023	2:37	60.7	63.7			61.8	64.8	59.8	62.8
21/12/2023	2:42	60.4	63.4			61.7	64.7	60.0	63.0
21/12/2023	2:47	64.3	67.3	66.3		65.1	68.1	63.6	66.6
21/12/2023	2:52	61.0	64.0			62.2	65.2	59.3	62.3
21/12/2023	2:57	64.0	67.0			65.1	68.1	62.4	65.4
21/12/2023	3:02	64.5	67.5	66.0	66.0	66.2	69.2	63.4	66.4
21/12/2023	3:07	60.4	63.4			61.5	64.5	58.6	61.6
21/12/2023	3:12	63.2	66.2			64.2	67.2	62.8	65.8
21/12/2023	3:17	64.6	67.6	65.9		65.9	68.9	63.8	66.8
21/12/2023	3:22	61.8	64.8			62.7	65.7	60.7	63.7
21/12/2023	3:27	61.7	64.7			63.0	66.0	60.6	63.6
21/12/2023	3:32	62.7	65.7	66.4	65.9	64.3	67.3	62.1	65.1
21/12/2023	3:37	64.7	67.7			66.4	69.4	63.8	66.8
21/12/2023	3:42	62.3	65.3			63.7	66.7	61.9	64.9
21/12/2023	3:47	61.7	64.7	65.3		63.5	66.5	60.6	63.6
21/12/2023	3:52	63.7	66.7			65.0	68.0	62.6	65.6
21/12/2023	3:57	61.2	64.2			62.1	65.1	60.7	63.7
21/12/2023	4:02	64.4	67.4	65.8	66.0	65.4	68.4	63.9	66.9
21/12/2023	4:07	60.6	63.6			62.1	65.1	58.9	61.9
21/12/2023	4:12	62.6	65.6			63.4	66.4	61.6	64.6
21/12/2023	4:17	62.5	65.5	66.1		63.6	66.6	61.3	64.3
21/12/2023	4:22	62.7	65.7			64.4	67.4	61.3	64.3
21/12/2023	4:27	64.0	67.0			64.4	67.4	63.2	66.2
21/12/2023	4:32	63.3	66.3	65.7	65.5	64.3	67.3	61.7	64.7
21/12/2023	4:37	61.6	64.6			63.1	66.1	60.8	63.8
21/12/2023	4:42	62.9	65.9			64.6	67.6	61.2	64.2
21/12/2023	4:47	60.8	63.8	65.4		61.5	64.5	59.7	62.7
21/12/2023	4:52	63.4	66.4			64.7	67.7	61.9	64.9
21/12/2023	4:57	62.7	65.7			63.7	66.7	61.7	64.7
21/12/2023	5:02	61.0	64.0	65.2	65.5	62.0	65.0	60.2	63.2
21/12/2023	5:07	63.0	66.0			63.5	66.5	61.8	64.8
21/12/2023	5:12	62.5	65.5			63.5	66.5	61.7	64.7
21/12/2023	5:17	61.7	64.7	65.7		62.9	65.9	59.9	62.9
21/12/2023	5:22	61.5	64.5			63.1	66.1	60.9	63.9
21/12/2023	5:27	64.3	67.3			65.2	68.2	63.5	66.5
21/12/2023	5:32	64.2	67.2	67.3	67.4	64.7	67.7	63.7	66.7
21/12/2023	5:37	63.7	66.7			64.2	67.2	63.1	66.1
21/12/2023	5:42	64.8	67.8			66.2	69.2	63.1	66.1
21/12/2023	5:47	65.9	68.9	67.5		68.0	71.0	63.4	66.4
21/12/2023	5:52	63.6	66.6			64.9	67.9	62.2	65.2
21/12/2023	5:57	63.5	66.5			65.5	68.5	61.2	64.2
21/12/2023	6:02	64.8	67.8	66.8	66.8	66.3	69.3	62.4	65.4
21/12/2023	6:07	61.3	64.3			62.2	65.2	59.0	62.0
21/12/2023	6:12	64.4	67.4			65.4	68.4	63.1	66.1
21/12/2023	6:17	63.1	66.1	66.8		65.4	68.4	62.3	65.3
21/12/2023	6:22	63.3	66.3			65.6	68.6	61.1	64.1
21/12/2023	6:27	64.9	67.9			65.9	68.9	63.5	66.5
21/12/2023	6:32	63.1	66.1	66.2	66.4	65.6	68.6	60.7	63.7
21/12/2023	6:37	63.5	66.5			64.9	67.9	62.0	65.0
21/12/2023	6:42	63.1	66.1			64.5	67.5	61.0	64.0
21/12/2023	6:47	63.3	66.3	66.6		64.1	67.1	62.1	65.1
21/12/2023	6:52	64.7	67.7			65.7	68.7	62.8	65.8
21/12/2023	6:57	62.5	65.5			64.1	67.1	60.0	63.0

Date	Start Time	Leq (5mins)	Leq (5mins)*	Leq (15mins)	Leq (30mins)	L10 (5mins)	L10 (5mins)*	L90 (5mins)	L90 (5mins)*
21/12/2023	23:02	64.2	67.2	66.6	65.7	65.0	68.0	63.2	66.2
21/12/2023	23:07	63.7	66.7			65.4	68.4	63.0	66.0
21/12/2023	23:12	62.7	65.7			64.0	67.0	61.3	64.3
21/12/2023	23:17	60.7	63.7	64.5		61.6	64.6	59.0	62.0
21/12/2023	23:22	62.9	65.9			63.3	66.3	62.5	65.5
21/12/2023	23:27	60.5	63.5			62.0	65.0	58.7	61.7
21/12/2023	23:32	62.3	65.3	65.9	66.2	63.9	66.9	61.7	64.7
21/12/2023	23:37	62.3	65.3			64.0	67.0	60.8	63.8
21/12/2023	23:42	63.8	66.8			64.3	67.3	62.6	65.6
21/12/2023	23:47	63.7	66.7	66.5		65.0	68.0	62.9	65.9
21/12/2023	23:52	61.5	64.5			62.6	65.6	60.6	63.6
21/12/2023	23:57	64.6	67.6			66.4	69.4	64.1	67.1
			Mean	65.9	65.9				
			Maximum	67.5	67.4				
			Minimum	64.5	64.6				

Station: HC_M3A

Remark: *For Free Field measurement, +3 dB(A) was added to the measured results.

Date	Start Time	Leq (5mins)	Leq (5mins)*	Leq (15mins)	Leq (30mins)	L10 (5mins)	L10 (5mins)*	L90 (5mins)	L90 (5mins)*
22/12/2023	0:02	62.3	65.3	64.4	64.8	63.2	66.2	61.6	64.6
22/12/2023	0:07	61.1	64.1			62.9	65.9	60.2	63.2
22/12/2023	0:12	60.8	63.8			61.9	64.9	59.8	62.8
22/12/2023	0:17	60.9	63.9	65.1		62.2	65.2	60.0	63.0
22/12/2023	0:22	62.9	65.9			64.5	67.5	61.4	64.4
22/12/2023	0:27	62.3	65.3			63.9	66.9	61.3	64.3
22/12/2023	0:32	64.5	67.5	67.2	67.0	65.8	68.8	64.0	67.0
22/12/2023	0:37	64.3	67.3			65.3	68.3	62.8	65.8
22/12/2023	0:42	63.9	66.9			65.4	68.4	62.1	65.1
22/12/2023	0:47	64.8	67.8	66.7		66.1	69.1	63.4	66.4
22/12/2023	0:52	63.5	66.5			64.5	67.5	61.8	64.8
22/12/2023	0:57	62.6	65.6			64.4	67.4	61.2	64.2
22/12/2023	1:02	62.5	65.5	66.5	66.6	63.6	66.6	61.3	64.3
22/12/2023	1:07	63.1	66.1			64.5	67.5	61.6	64.6
22/12/2023	1:12	64.7	67.7			65.9	68.9	63.4	66.4
22/12/2023	1:17	61.1	64.1	66.7		62.1	65.1	60.5	63.5
22/12/2023	1:22	64.5	67.5			65.3	68.3	64.0	67.0
22/12/2023	1:27	64.7	67.7			65.2	68.2	63.9	66.9
22/12/2023	1:32	62.6	65.6	66.4	66.1	63.1	66.1	61.9	64.9
22/12/2023	1:37	63.8	66.8			64.4	67.4	62.0	65.0
22/12/2023	1:42	63.8	66.8			64.2	67.2	62.6	65.6
22/12/2023	1:47	63.1	66.1	65.6		63.7	66.7	62.6	65.6
22/12/2023	1:52	62.2	65.2			62.9	65.9	61.3	64.3
22/12/2023	1:57	62.6	65.6			63.8	66.8	61.0	64.0
22/12/2023	2:02	60.6	63.6	64.9	65.1	61.3	64.3	59.6	62.6
22/12/2023	2:07	63.5	66.5			64.2	67.2	62.9	65.9
22/12/2023	2:12	60.9	63.9			61.6	64.6	59.7	62.7
22/12/2023	2:17	61.8	64.8	65.4		62.6	65.6	60.0	63.0
22/12/2023	2:22	61.4	64.4			62.9	65.9	60.8	63.8
22/12/2023	2:27	63.6	66.6			64.5	67.5	62.8	65.8
22/12/2023	2:32	61.8	64.8	65.3	65.6	63.5	66.5	60.1	63.1
22/12/2023	2:37	62.2	65.2			63.7	66.7	60.9	63.9
22/12/2023	2:42	62.9	65.9			64.3	67.3	62.4	65.4
22/12/2023	2:47	62.4	65.4	65.8		64.2	67.2	61.7	64.7
22/12/2023	2:52	63.8	66.8			64.3	67.3	62.3	65.3
22/12/2023	2:57	62.0	65.0			63.5	66.5	61.6	64.6
22/12/2023	3:02	63.2	66.2	65.7	66.7	64.1	67.1	62.2	65.2
22/12/2023	3:07	62.2	65.2			64.0	67.0	61.7	64.7
22/12/2023	3:12	62.7	65.7			64.1	67.1	62.2	65.2
22/12/2023	3:17	64.1	67.1	67.5		64.9	67.9	63.3	66.3
22/12/2023	3:22	64.8	67.8			65.8	68.8	63.9	66.9
22/12/2023	3:27	64.5	67.5			65.2	68.2	64.0	67.0
22/12/2023	3:32	60.8	63.8	65.3	65.7	62.6	65.6	59.7	62.7
22/12/2023	3:37	62.3	65.3			63.5	66.5	60.9	63.9
22/12/2023	3:42	63.3	66.3			64.9	67.9	62.9	65.9
22/12/2023	3:47	64.6	67.6	66.2		65.9	68.9	63.3	66.3
22/12/2023	3:52	63.0	66.0			64.4	67.4	61.5	64.5
22/12/2023	3:57	61.4	64.4			62.6	65.6	59.7	62.7
22/12/2023	4:02	62.3	65.3	65.0	65.5	64.0	67.0	61.8	64.8
22/12/2023	4:07	62.0	65.0			62.6	65.6	60.5	63.5
22/12/2023	4:12	61.7	64.7			62.4	65.4	60.2	63.2
22/12/2023	4:17	61.2	64.2	65.9		62.6	65.6	59.4	62.4
22/12/2023	4:22	62.6	65.6			63.8	66.8	62.1	65.1
22/12/2023	4:27	64.4	67.4			65.0	68.0	63.4	66.4
22/12/2023	4:32	63.4	66.4	65.3	65.6	64.5	67.5	62.3	65.3
22/12/2023	4:37	60.9	63.9			62.2	65.2	60.2	63.2
22/12/2023	4:42	62.1	65.1			63.2	66.2	60.8	63.8
22/12/2023	4:47	62.7	65.7	65.9		63.9	66.9	61.2	64.2
22/12/2023	4:52	64.4	67.4			66.0	69.0	63.3	66.3
22/12/2023	4:57	60.7	63.7			61.1	64.1	59.0	62.0
22/12/2023	5:02	61.9	64.9	65.7	66.0	62.4	65.4	60.3	63.3
22/12/2023	5:07	62.7	65.7			63.8	66.8	61.3	64.3
22/12/2023	5:12	63.3	66.3			64.2	67.2	62.3	65.3
22/12/2023	5:17	61.5	64.5	66.3		62.0	65.0	61.1	64.1
22/12/2023	5:22	63.5	66.5			64.7	67.7	62.0	65.0
22/12/2023	5:27	64.5	67.5			65.4	68.4	63.8	66.8
22/12/2023	5:32	66.0	69.0	68.3	67.7	66.9	69.9	65.3	68.3
22/12/2023	5:37	65.8	68.8			67.2	70.2	65.1	68.1
22/12/2023	5:42	63.7	66.7			65.5	68.5	61.7	64.7
22/12/2023	5:47	63.3	66.3	67.0		64.3	67.3	62.0	65.0
22/12/2023	5:52	64.1	67.1			66.2	69.2	62.4	65.4
22/12/2023	5:57	64.5	67.5			65.5	68.5	63.0	66.0
22/12/2023	6:02	63.6	66.6	66.7	66.1	65.1	68.1	61.1	64.1
22/12/2023	6:07	64.2	67.2			67.1	70.1	62.6	65.6
22/12/2023	6:12	62.2	65.2			63.8	66.8	60.1	63.1
22/12/2023	6:17	61.3	64.3	65.4		62.6	65.6	59.9	62.9
22/12/2023	6:22	63.1	66.1			65.3	68.3	60.6	63.6
22/12/2023	6:27	62.5	65.5			64.0	67.0	61.3	64.3
22/12/2023	6:32	63.4	66.4	66.7	66.5	64.2	67.2	61.2	64.2
22/12/2023	6:37	63.8	66.8			66.2	69.2	61.4	64.4
22/12/2023	6:42	64.0	67.0			65.8	68.8	61.7	64.7
22/12/2023	6:47	62.8	65.8	66.3		64.2	67.2	61.5	64.5
22/12/2023	6:52	62.1	65.1			64.3	67.3	61.2	64.2
22/12/2023	6:57	64.7	67.7			66.3	69.3	63.1	66.1
22/12/2023	23:03	62.9	65.9	66.5	66.4	63.9	66.9	61.1	64.1
22/12/2023	23:08	64.1	67.1			65.0	68.0	62.9	65.9
22/12/2023	23:13	63.4	66.4			63.9	66.9	62.6	65.6
22/12/2023	23:18	63.8	66.8	66.4		64.9	67.9	62.0	65.0
22/12/2023	23:23	63.5	66.5			65.0	68.0	62.3	65.3
22/12/2023	23:28	62.8	65.8			63.7	66.7	61.4	64.4
22/12/2023	23:33	62.7	65.7	66.0	66.0	64.5	67.5	61.3	64.3
22/12/2023	23:38	62.6	65.6			63.1	66.1	62.2	65.2
22/12/2023	23:43	63.6	66.6			64.3	67.3	62.9	65.9
22/12/2023	23:48	61.5	64.5			63.0	66.0	59.8	62.8
22/12/2023	23:53	62.9	65.9	66.0		64.7	67.7	62.0	65.0
22/12/2023	23:58	64.1	67.1			65.2	68.2	62.7	65.7
			Mean	66.1	66.1				
			Maximum	68.3	67.7				
			Minimum	64.4	64.8				

Date	Start Time	Leq (5mins)	Leq (5mins)*	Leq (15mins)	Leq (30mins)	L10 (5mins)	L10 (5mins)*	L90 (5mins)	L90 (5mins)*
23/12/2023	0:03	61.8	64.8	66.6	66.4	63.5	66.5	60.6	63.6
23/12/2023	0:08	64.0	67.0			65.4	68.4	63.0	66.0
23/12/2023	0:13	64.6	67.6			66.1	69.1	63.5	66.5
23/12/2023	0:18	64.2	67.2	66.1		64.8	67.8	62.5	65.5
23/12/2023	0:23	63.6	66.6			64.7	67.7	63.1	66.1
23/12/2023	0:28	60.9	63.9			61.8	64.8	59.8	62.8
23/12/2023	0:33	61.4	64.4	65.2	65.4	62.8	65.8	60.5	63.5
23/12/2023	0:38	62.0	65.0			63.0	66.0	61.1	64.1
23/12/2023	0:43	63.1	66.1			64.6	67.6	61.9	64.9
23/12/2023	0:48	63.7	66.7	65.6		64.9	67.9	61.9	64.9
23/12/2023	0:53	61.7	64.7			63.1	66.1	60.1	63.1
23/12/2023	0:58	62.0	65.0			63.8	66.8	60.7	63.7
23/12/2023	1:03	64.1	67.1	66.8	66.3	65.6	68.6	63.1	66.1
23/12/2023	1:08	64.2	67.2			65.3	68.3	63.8	66.8
23/12/2023	1:13	62.9	65.9			64.0	67.0	62.2	65.2
23/12/2023	1:18	63.5	66.5	65.7		65.1	68.1	63.1	66.1
23/12/2023	1:23	61.9	64.9			63.2	66.2	60.5	63.5
23/12/2023	1:28	62.6	65.6			63.7	66.7	61.8	64.8
23/12/2023	1:33	62.2	65.2	66.4	66.3	62.7	65.7	61.2	64.2
23/12/2023	1:38	64.0	67.0			65.5	68.5	62.3	65.3
23/12/2023	1:43	63.8	66.8			64.8	67.8	62.0	65.0
23/12/2023	1:48	62.6	65.6	66.3		63.1	66.1	62.1	65.1
23/12/2023	1:53	64.6	67.6			65.9	68.9	63.4	66.4
23/12/2023	1:58	62.2	65.2			63.8	66.8	61.4	64.4
23/12/2023	2:03	62.4	65.4	66.0	66.5	63.6	66.6	61.7	64.7
23/12/2023	2:08	62.2	65.2			63.0	66.0	61.1	64.1
23/12/2023	2:13	64.1	67.1			65.6	68.6	62.7	65.7
23/12/2023	2:18	64.5	67.5	67.0		65.9	68.9	64.0	67.0
23/12/2023	2:23	64.6	67.6			65.8	68.8	63.9	66.9
23/12/2023	2:28	62.7	65.7			64.4	67.4	61.0	64.0
23/12/2023	2:33	63.6	66.6	65.0	65.0	64.0	67.0	63.1	66.1
23/12/2023	2:38	60.4	63.4			61.4	64.4	59.4	62.4
23/12/2023	2:43	61.2	64.2			61.7	64.7	59.5	62.5
23/12/2023	2:48	63.7	66.7	65.0		64.5	67.5	62.1	65.1
23/12/2023	2:53	60.9	63.9			62.4	65.4	60.5	63.5
23/12/2023	2:58	60.8	63.8			61.8	64.8	59.5	62.5
23/12/2023	3:03	63.5	66.5	65.9	66.0	64.5	67.5	62.8	65.8
23/12/2023	3:08	63.1	66.1			63.7	66.7	61.3	64.3
23/12/2023	3:13	61.9	64.9			63.6	66.6	60.8	63.8
23/12/2023	3:18	64.2	67.2	66.1		65.8	68.8	63.5	66.5
23/12/2023	3:23	61.9	64.9			62.4	65.4	61.5	64.5
23/12/2023	3:28	63.0	66.0			63.5	66.5	61.8	64.8
23/12/2023	3:33	63.4	66.4	66.4	66.8	63.8	66.8	62.7	65.7
23/12/2023	3:38	62.4	65.4			63.5	66.5	60.6	63.6
23/12/2023	3:43	64.3	67.3			66.0	69.0	62.8	65.8
23/12/2023	3:48	64.5	67.5	67.1		66.0	69.0	62.7	65.7
23/12/2023	3:53	64.3	67.3			65.1	68.1	63.4	66.4
23/12/2023	3:58	63.5	66.5			64.6	67.6	62.6	65.6
23/12/2023	4:03	63.6	66.6	66.0	65.7	64.3	67.3	62.5	65.5
23/12/2023	4:08	61.4	64.4			61.9	64.9	60.5	63.5
23/12/2023	4:13	63.6	66.6			64.2	67.2	63.2	66.2
23/12/2023	4:18	62.5	65.5	65.5		64.0	67.0	60.8	63.8
23/12/2023	4:23	62.8	65.8			63.2	66.2	61.6	64.6
23/12/2023	4:28	62.1	65.1			62.7	65.7	61.6	64.6
23/12/2023	4:33	61.9	64.9	65.3	65.4	63.3	66.3	61.0	64.0
23/12/2023	4:38	63.6	66.6			64.6	67.6	63.0	66.0
23/12/2023	4:43	61.0	64.0			61.7	64.7	59.2	62.2
23/12/2023	4:48	61.7	64.7	65.5		62.9	65.9	60.7	63.7
23/12/2023	4:53	60.8	63.8			61.2	64.2	60.2	63.2
23/12/2023	4:58	64.3	67.3			65.1	68.1	63.3	66.3
23/12/2023	5:03	62.6	65.6	64.9	65.4	63.7	66.7	61.3	64.3
23/12/2023	5:08	61.1	64.1			62.7	65.7	59.4	62.4
23/12/2023	5:13	62.0	65.0			62.4	65.4	61.3	64.3
23/12/2023	5:18	64.8	67.8	65.8		66.0	69.0	63.3	66.3
23/12/2023	5:23	60.4	63.4			61.9	64.9	59.1	62.1
23/12/2023	5:28	61.9	64.9			62.6	65.6	60.8	63.8
23/12/2023	5:33	60.9	63.9	66.3	66.9	61.4	64.4	60.3	63.3
23/12/2023	5:38	61.8	64.8			63.2	66.2	60.6	63.6
23/12/2023	5:43	65.7	68.7			67.2	70.2	64.0	67.0
23/12/2023	5:48	65.5	68.5	67.4		67.1	70.1	64.7	67.7
23/12/2023	5:53	64.1	67.1			65.9	68.9	63.3	66.3
23/12/2023	5:58	63.2	66.2			64.8	67.8	61.3	64.3
23/12/2023	6:03	65.7	68.7	67.9	67.3	67.0	70.0	63.6	66.6
23/12/2023	6:08	63.1	66.1			65.6	68.6	60.6	63.6
23/12/2023	6:13	65.5	68.5			66.5	69.5	63.0	66.0
23/12/2023	6:18	63.4	66.4	66.5		64.9	67.9	62.0	65.0
23/12/2023	6:23	64.3	67.3			65.4	68.4	62.4	65.4
23/12/2023	6:28	62.7	65.7			64.7	67.7	60.8	63.8
23/12/2023	6:33	63.0	66.0	66.4	66.7	64.9	67.9	61.3	64.3
23/12/2023	6:38	64.7	67.7			66.1	69.1	62.9	65.9
23/12/2023	6:43	61.9	64.9			63.6	66.6	60.2	63.2
23/12/2023	6:48	64.3	67.3	67.0		66.3	69.3	62.3	65.3
23/12/2023	6:53	64.0	67.0			65.4	68.4	61.7	64.7
23/12/2023	6:58	63.6	66.6			65.7	68.7	62.1	65.1
23/12/2023	23:03	63.2	66.2	66.2	66.8	64.9	67.9	62.1	65.1
23/12/2023	23:08	62.5	65.5			63.2	66.2	61.0	64.0
23/12/2023	23:13	63.7	66.7			64.9	67.9	63.0	66.0
23/12/2023	23:18	64.8	67.8	67.3		66.6	69.6	64.1	67.1
23/12/2023	23:23	64.8	67.8			66.4	69.4	64.1	67.1
23/12/2023	23:28	63.1	66.1			64.7	67.7	61.3	64.3
23/12/2023	23:33	63.0	66.0	66.4	66.6	63.8	66.8	61.7	64.7
23/12/2023	23:38	64.2	67.2			64.8	67.8	62.8	65.8
23/12/2023	23:43	63.0	66.0			64.8	67.8	62.2	65.2
23/12/2023	23:48	64.6	67.6	66.8		65.1	68.1	63.9	66.9
23/12/2023	23:53	63.6	66.6			64.5	67.5	62.9	65.9
23/12/2023	23:58	63.1	66.1			63.5	66.5	61.8	64.8
			Mean	66.2	66.2				
			Maximum	67.9	67.3				
			Minimum	64.9	65.0				

Station: HC_M3A

Remark: *For Free Field measurement, +3 dB(A) was added to the measured results.

Date	Start Time	Leq (5mins)	Leq (5mins)*	Leq (15mins)	Leq (30mins)	L10 (5mins)	L10 (5mins)*	L90 (5mins)	L90 (5mins)*
24/12/2023	0:03	64.8	67.8	65.7	65.5	65.3	68.3	64.0	67.0
24/12/2023	0:08	61.7	64.7			62.3	65.3	60.3	63.3
24/12/2023	0:13	60.5	63.5			61.2	64.2	59.7	62.7
24/12/2023	0:18	60.7	63.7	65.3		61.8	64.8	59.5	62.5
24/12/2023	0:23	62.0	65.0			62.7	65.7	60.7	63.7
24/12/2023	0:28	63.6	66.6			64.3	67.3	62.4	65.4
24/12/2023	0:33	60.8	63.8	65.0	66.0	62.6	65.6	59.2	62.2
24/12/2023	0:38	63.7	66.7			64.2	67.2	63.2	66.2
24/12/2023	0:43	60.9	63.9			62.7	65.7	59.5	62.5
24/12/2023	0:48	63.8	66.8	66.8		65.3	68.3	62.9	65.9
24/12/2023	0:53	63.9	66.9			64.8	67.8	63.1	66.1
24/12/2023	0:58	63.7	66.7			65.3	68.3	62.3	65.3
24/12/2023	1:03	62.6	65.6	65.9	65.6	63.6	66.6	62.1	65.1
24/12/2023	1:08	64.0	67.0			64.7	67.7	63.3	66.3
24/12/2023	1:13	61.9	64.9			63.7	66.7	60.1	63.1
24/12/2023	1:18	61.5	64.5	65.3		62.8	65.8	60.0	63.0
24/12/2023	1:23	62.8	65.8			64.5	67.5	61.6	64.6
24/12/2023	1:28	62.6	65.6			63.2	66.2	62.0	65.0
24/12/2023	1:33	61.6	64.6	64.4	65.0	63.0	66.0	60.1	63.1
24/12/2023	1:38	61.7	64.7			63.5	66.5	61.1	64.1
24/12/2023	1:43	60.8	63.8			62.3	65.3	60.4	63.4
24/12/2023	1:48	63.3	66.3	65.6		64.8	67.8	62.7	65.7
24/12/2023	1:53	63.4	66.4			65.0	68.0	62.1	65.1
24/12/2023	1:58	60.5	63.5			62.1	65.1	59.9	62.9
24/12/2023	2:03	62.6	65.6	66.2	65.7	63.5	66.5	60.8	63.8
24/12/2023	2:08	63.7	66.7			64.8	67.8	62.5	65.5
24/12/2023	2:13	63.1	66.1			64.1	67.1	61.3	64.3
24/12/2023	2:18	61.0	64.0	65.3		62.7	65.7	60.6	63.6
24/12/2023	2:23	63.3	66.3			63.8	66.8	62.4	65.4
24/12/2023	2:28	62.2	65.2			62.7	65.7	60.5	63.5
24/12/2023	2:33	64.0	67.0	67.1	66.2	65.6	68.6	63.1	66.1
24/12/2023	2:38	64.2	67.2			64.7	67.7	63.5	66.5
24/12/2023	2:43	64.0	67.0			65.3	68.3	63.2	66.2
24/12/2023	2:48	63.7	66.7	65.1		65.4	68.4	62.1	65.1
24/12/2023	2:53	61.2	64.2			61.6	64.6	60.2	63.2
24/12/2023	2:58	60.9	63.9			61.4	64.4	59.6	62.6
24/12/2023	3:03	60.9	63.9	64.8	65.6	62.7	65.7	59.2	62.2
24/12/2023	3:08	61.2	64.2			62.8	65.8	60.6	63.6
24/12/2023	3:13	63.1	66.1			63.9	66.9	62.0	65.0
24/12/2023	3:18	61.9	64.9	66.3		63.3	66.3	60.4	63.4
24/12/2023	3:23	63.8	66.8			65.1	68.1	62.5	65.5
24/12/2023	3:28	63.8	66.8			65.4	68.4	62.4	65.4
24/12/2023	3:33	64.7	67.7	67.0	66.2	65.5	68.5	64.1	67.1
24/12/2023	3:38	63.3	66.3			64.2	67.2	61.6	64.6
24/12/2023	3:43	63.8	66.8			64.3	67.3	62.0	65.0
24/12/2023	3:48	61.9	64.9	65.2		62.4	65.4	60.2	63.2
24/12/2023	3:53	61.8	64.8			62.8	65.8	61.1	64.1
24/12/2023	3:58	62.9	65.9			64.2	67.2	62.1	65.1
24/12/2023	4:03	61.2	64.2	66.1	66.1	61.8	64.8	60.5	63.5
24/12/2023	4:08	64.8	67.8			65.5	68.5	63.3	66.3
24/12/2023	4:13	62.4	65.4			63.1	66.1	61.5	64.5
24/12/2023	4:18	63.7	66.7	66.0		65.0	68.0	62.7	65.7
24/12/2023	4:23	63.1	66.1			64.8	67.8	62.3	65.3
24/12/2023	4:28	62.2	65.2			63.2	66.2	61.8	64.8
24/12/2023	4:33	61.6	64.6	64.6	64.6	62.4	65.4	60.7	63.7
24/12/2023	4:38	61.6	64.6			62.8	65.8	61.0	64.0
24/12/2023	4:43	61.6	64.6			62.5	65.5	59.9	62.9
24/12/2023	4:48	60.7	63.7	64.7		61.5	64.5	59.2	62.2
24/12/2023	4:53	63.1	66.1			63.8	66.8	61.3	64.3
24/12/2023	4:58	60.7	63.7			61.9	64.9	60.1	63.1
24/12/2023	5:03	62.1	65.1	66.5	66.0	63.2	66.2	61.6	64.6
24/12/2023	5:08	63.5	66.5			64.4	67.4	62.2	65.2
24/12/2023	5:13	64.5	67.5			65.8	68.8	63.4	66.4
24/12/2023	5:18	62.9	65.9	65.5		64.2	67.2	61.2	64.2
24/12/2023	5:23	62.3	65.3			64.0	67.0	60.7	63.7
24/12/2023	5:28	62.4	65.4			63.8	66.8	61.8	64.8
24/12/2023	5:33	60.9	63.9	65.0	66.1	61.5	64.5	59.4	62.4
24/12/2023	5:38	63.8	66.8			64.8	67.8	62.0	65.0
24/12/2023	5:43	60.7	63.7			63.2	66.2	59.8	62.8
24/12/2023	5:48	63.6	66.6	67.0		64.4	67.4	62.4	65.4
24/12/2023	5:53	64.0	67.0			65.3	68.3	62.7	65.7
24/12/2023	5:58	64.3	67.3			65.3	68.3	62.5	65.5
24/12/2023	6:03	63.4	66.4	67.3	67.4	65.5	68.5	61.6	64.6
24/12/2023	6:08	63.4	66.4			65.0	68.0	62.0	65.0
24/12/2023	6:13	65.7	68.7			67.3	70.3	63.3	66.3
24/12/2023	6:18	63.7	66.7	67.5		66.2	69.2	61.2	64.2
24/12/2023	6:23	65.3	68.3			67.0	70.0	63.4	66.4
24/12/2023	6:28	64.4	67.4			65.5	68.5	62.8	65.8
24/12/2023	6:33	61.5	64.5	65.6	65.8	62.5	65.5	60.2	63.2
24/12/2023	6:38	61.7	64.7			63.9	66.9	60.7	63.7
24/12/2023	6:43	64.1	67.1			65.8	68.8	62.7	65.7
24/12/2023	6:48	61.6	64.6	66.0		62.8	65.8	60.2	63.2
24/12/2023	6:53	63.4	66.4			65.1	68.1	61.1	64.1
24/12/2023	6:58	63.8	66.8			64.9	67.9	62.2	65.2
24/12/2023	23:03	62.2	65.2	66.3	66.3	63.5	66.5	61.3	64.3
24/12/2023	23:08	64.8	67.8			66.2	69.2	63.0	66.0
24/12/2023	23:13	62.4	65.4			63.6	66.6	61.2	64.2
24/12/2023	23:18	63.2	66.2	66.3		64.2	67.2	62.8	65.8
24/12/2023	23:23	62.2	65.2			63.5	66.5	61.5	64.5
24/12/2023	23:28	64.2	67.2			65.7	68.7	62.7	65.7
24/12/2023	23:33	63.1	66.1	65.6	66.2	64.9	67.9	61.7	64.7
24/12/2023	23:38	63.1	66.1			64.8	67.8	62.1	65.1
24/12/2023	23:43	61.5	64.5			62.5	65.5	60.2	63.2
24/12/2023	23:48	62.6	65.6	66.6		63.0	66.0	61.8	64.8
24/12/2023	23:53	64.7	67.7			65.9	68.9	63.5	66.5
24/12/2023	23:58	63.3	66.3			64.4	67.4	62.1	65.1
			Mean	65.9	65.9				
			Maximum	67.5	67.4				
			Minimum	64.4	64.6				

Date	Start Time	Leq (5mins)	Leq (5mins)*	Leq (15mins)	Leq (30mins)	L10 (5mins)	L10 (5mins)*	L90 (5mins)	L90 (5mins)*
25/12/2023	0:03	63.9	66.9	66.5	66.2	64.9	67.9	63.1	66.1
25/12/2023	0:08	64.6	67.6			65.1	68.1	63.1	66.1
25/12/2023	0:13	61.5	64.5			63.1	66.1	59.7	62.7
25/12/2023	0:18	60.8	63.8	65.8		62.6	65.6	60.1	63.1
25/12/2023	0:23	63.2	66.2			65.0	68.0	61.8	64.8
25/12/2023	0:28	63.9	66.9			64.6	67.6	62.6	65.6
25/12/2023	0:33	62.1	65.1	66.3	66.9	63.0	66.0	61.5	64.5
25/12/2023	0:38	64.0	67.0			64.5	67.5	63.3	66.3
25/12/2023	0:43	63.6	66.6			64.3	67.3	62.8	65.8
25/12/2023	0:48	64.7	67.7	67.4		65.5	68.5	63.9	66.9
25/12/2023	0:53	64.6	67.6			66.2	69.2	63.3	66.3
25/12/2023	0:58	63.9	66.9			64.3	67.3	63.5	66.5
25/12/2023	1:03	64.1	67.1	65.5	65.4	64.8	67.8	63.6	66.6
25/12/2023	1:08	61.1	64.1			62.4	65.4	60.4	63.4
25/12/2023	1:13	61.7	64.7			63.5	66.5	60.4	63.4
25/12/2023	1:18	61.7	64.7	65.4		62.6	65.6	60.1	63.1
25/12/2023	1:23	62.9	65.9			63.4	66.4	62.0	65.0
25/12/2023	1:28	62.4	65.4			63.0	66.0	60.8	63.8
25/12/2023	1:33	60.9	63.9	65.1	65.6	61.4	64.4	60.0	63.0
25/12/2023	1:38	63.8	66.8			65.2	68.2	62.3	65.3
25/12/2023	1:43	60.9	63.9			61.4	64.4	59.6	62.6
25/12/2023	1:48	63.0	66.0	66.0		63.9	66.9	61.4	64.4
25/12/2023	1:53	61.8	64.8			63.5	66.5	60.5	63.5
25/12/2023	1:58	63.9	66.9			65.5	68.5	62.4	65.4
25/12/2023	2:03	63.8	66.8	67.1	66.0	65.2	68.2	62.4	65.4
25/12/2023	2:08	63.5	66.5			64.1	67.1	62.1	65.1
25/12/2023	2:13	64.8	67.8			65.9	68.9	63.5	66.5
25/12/2023	2:18	61.3	64.3	64.6		62.6	65.6	59.8	62.8
25/12/2023	2:23	62.4	65.4			63.1	66.1	61.1	64.1
25/12/2023	2:28	61.1	64.1			62.4	65.4	60.3	63.3
25/12/2023	2:33	62.4	65.4	66.4	66.4	63.9	66.9	61.7	64.7
25/12/2023	2:38	63.0	66.0			64.4	67.4	61.5	64.5
25/12/2023	2:43	64.5	67.5			64.9	67.9	63.4	66.4
25/12/2023	2:48	64.6	67.6	66.3		65.7	68.7	63.4	66.4
25/12/2023	2:53	63.7	66.7			65.1	68.1	62.2	65.2
25/12/2023	2:58	60.8	63.8			62.5	65.5	59.0	62.0
25/12/2023	3:03	63.5	66.5	66.6	66.3	65.0	68.0	62.5	65.5
25/12/2023	3:08	64.7	67.7			66.4	69.4	63.1	66.1
25/12/2023	3:13	62.4	65.4			63.9	66.9	61.8	64.8
25/12/2023	3:18	62.9	65.9	66.0		63.9	66.9	61.3	64.3
25/12/2023	3:23	63.0	66.0			63.4	66.4	62.6	65.6
25/12/2023	3:28	63.1	66.1			64.4	67.4	61.8	64.8
25/12/2023	3:33	62.7	65.7	65.0	65.2	63.8	66.8	62.0	65.0
25/12/2023	3:38	60.7	63.7			61.2	64.2	58.9	61.9
25/12/2023	3:43	62.4	65.4			63.8	66.8	61.0	64.0
25/12/2023	3:48	62.1	65.1	65.3		62.7	65.7	60.9	63.9
25/12/2023	3:53	63.7	66.7			64.6	67.6	63.2	66.2
25/12/2023	3:58	60.7	63.7			61.2	64.2	59.6	62.6
25/12/2023	4:03	61.6	64.6	66.1	65.9	63.4	66.4	59.9	62.9
25/12/2023	4:08	63.8	66.8			64.6	67.6	63.4	66.4
25/12/2023	4:13	63.7	66.7			64.3	67.3	62.0	65.0
25/12/2023	4:18	61.7	64.7	65.7		62.8	65.8	60.9	63.9
25/12/2023	4:23	61.0	64.0			61.8	64.8	60.3	63.3
25/12/2023	4:28	64.5	67.5			65.6	68.6	63.8	66.8
25/12/2023	4:33	64.0	67.0	66.5	66.3	64.5	67.5	63.0	66.0
25/12/2023	4:38	64.5	67.5			65.2	68.2	63.4	66.4
25/12/2023	4:43	61.5	64.5			63.2	66.2	60.7	63.7
25/12/2023	4:48	64.4	67.4	66.2		65.3	68.3	63.2	66.2
25/12/2023	4:53	61.1	64.1			61.6	64.6	60.3	63.3
25/12/2023	4:58	63.4	66.4			64.0	67.0	61.8	64.8
25/12/2023	5:03	63.4	66.4	66.1	65.4	65.2	68.2	62.8	65.8
25/12/2023	5:08	63.7	66.7			64.4	67.4	62.2	65.2
25/12/2023	5:13	61.9	64.9			63.2	66.2	60.6	63.6
25/12/2023	5:18	61.5	64.5	64.6		62.7	65.7	60.7	63.7
25/12/2023	5:23	62.2	65.2			63.9	66.9	60.8	63.8
25/12/2023	5:28	61.1	64.1			61.9	64.9	60.4	63.4
25/12/2023	5:33	62.2	65.2	65.1	65.3	63.4	66.4	60.2	63.2
25/12/2023	5:38	63.1	66.1			64.1	67.1	61.9	64.9
25/12/2023	5:43	60.5	63.5			61.9	64.9	58.6	61.6
25/12/2023	5:48	60.7	63.7	65.5		63.1	66.1	59.8	62.8
25/12/2023	5:53	63.3	66.3			64.5	67.5	62.0	65.0
25/12/2023	5:58	63.0	66.0			64.9	67.9	61.6	64.6
25/12/2023	6:03	64.4	67.4	67.4	67.5	65.3	68.3	63.3	66.3
25/12/2023	6:08	63.2	66.2			64.5	67.5	61.0	64.0
25/12/2023	6:13	65.3	68.3			67.8	70.8	63.0	66.0
25/12/2023	6:18	65.7	68.7	67.7		67.3	70.3	64.3	67.3
25/12/2023	6:23	65.1	68.1			67.3	70.3	62.7	65.7
25/12/2023	6:28	62.8	65.8			65.1	68.1	60.7	63.7
25/12/2023	6:33	62.9	65.9	65.9	65.6	64.7	67.7	61.4	64.4
25/12/2023	6:38	63.8	66.8			66.1	69.1	63.0	66.0
25/12/2023	6:43	61.7	64.7			64.2	67.2	59.3	62.3
25/12/2023	6:48	62.5	65.5	65.2		63.7	66.7	61.7	64.7
25/12/2023	6:53	61.3	64.3			63.2	66.2	59.6	62.6
25/12/2023	6:58	62.8	65.8			64.1	67.1	61.3	64.3
25/12/2023	23:00	63.6	66.6	67.0	66.9	64.1	67.1	63.1	66.1
25/12/2023	23:05	64.5	67.5			66.3	69.3	63.3	66.3
25/12/2023	23:10	64.0	67.0			65.8	68.8	62.8	65.8
25/12/2023	23:15	64.3	67.3	66.7		65.3	68.3	63.4	66.4
25/12/2023	23:20	63.3	66.3			65.1	68.1	62.0	65.0
25/12/2023	23:25	63.5	66.5			65.3	68.3	61.9	64.9
25/12/2023	23:30	63.7	66.7	67.1	66.6	64.9	67.9	62.7	65.7
25/12/2023	23:35	64.6	67.6			65.8	68.8	64.1	67.1
25/12/2023	23:40	64.1	67.1			65.5	68.5	62.9	65.9
25/12/2023	23:45	63.7	66.7	65.9		65.3	68.3	62.6	65.6
25/12/2023	23:50	60.5	63.5			62.1	65.1	59.9	62.9
25/12/2023	23:55	63.7	66.7			64.4	67.4	62.4	65.4
			Mean	66.1	66.1				
			Maximum	67.7	67.5				
			Minimum	64.6	65.2				

Station: HC_M3A

Remark: *For Free Field measurement, +3 dB(A) was added to the measured results.

Date	Start Time	Leq (5mins)	Leq (5mins)*	Leq (15mins)	Leq (30mins)	L10 (5mins)	L10 (5mins)*	L90 (5mins)	L90 (5mins)*
26/12/2023	0:00	63.2	66.2	66.0	66.2	64.3	67.3	61.9	64.9
26/12/2023	0:05	61.6	64.6			62.9	65.9	60.4	63.4
26/12/2023	0:10	63.9	66.9			64.8	67.8	62.6	65.6
26/12/2023	0:15	61.3	64.3	66.3		62.8	65.8	60.7	63.7
26/12/2023	0:20	63.8	66.8			65.1	68.1	62.1	65.1
26/12/2023	0:25	64.3	67.3			65.0	68.0	63.7	66.7
26/12/2023	0:30	61.5	64.5	65.2	65.9	62.9	65.9	59.9	62.9
26/12/2023	0:35	63.3	66.3			64.8	67.8	61.5	64.5
26/12/2023	0:40	61.7	64.7			62.7	65.7	61.0	64.0
26/12/2023	0:45	63.4	66.4	66.5		65.1	68.1	63.0	66.0
26/12/2023	0:50	62.7	65.7			63.5	66.5	61.4	64.4
26/12/2023	0:55	64.2	67.2			64.6	67.6	63.0	66.0
26/12/2023	1:00	61.3	64.3	65.9	66.2	61.8	64.8	60.7	63.7
26/12/2023	1:05	63.2	66.2			64.9	67.9	61.6	64.6
26/12/2023	1:10	63.8	66.8			65.6	68.6	62.2	65.2
26/12/2023	1:15	62.2	65.2	66.5		63.9	66.9	61.2	64.2
26/12/2023	1:20	64.5	67.5			65.7	68.7	62.7	65.7
26/12/2023	1:25	63.4	66.4			64.5	67.5	61.6	64.6
26/12/2023	1:30	63.6	66.6	67.1	66.2	64.9	67.9	63.2	66.2
26/12/2023	1:35	64.2	67.2			65.7	68.7	63.2	66.2
26/12/2023	1:40	64.5	67.5			65.4	68.4	63.7	66.7
26/12/2023	1:45	63.1	66.1	65.1		64.4	67.4	62.0	65.0
26/12/2023	1:50	60.9	63.9			62.2	65.2	59.2	62.2
26/12/2023	1:55	62.1	65.1			63.8	66.8	61.0	64.0
26/12/2023	2:00	62.8	65.8	65.5	65.9	63.2	66.2	62.0	65.0
26/12/2023	2:05	63.6	66.6			65.0	68.0	63.0	66.0
26/12/2023	2:10	60.5	63.5			61.3	64.3	59.7	62.7
26/12/2023	2:15	64.2	67.2	66.3		65.2	68.2	63.6	66.6
26/12/2023	2:20	64.0	67.0			64.4	67.4	63.2	66.2
26/12/2023	2:25	60.9	63.9			61.6	64.6	59.7	62.7
26/12/2023	2:30	63.6	66.6	66.5	66.0	64.0	67.0	62.6	65.6
26/12/2023	2:35	63.4	66.4			64.6	67.6	63.0	66.0
26/12/2023	2:40	63.6	66.6			64.8	67.8	62.7	65.7
26/12/2023	2:45	61.1	64.1	65.3		61.6	64.6	60.7	63.7
26/12/2023	2:50	63.4	66.4			64.9	67.9	62.0	65.0
26/12/2023	2:55	62.2	65.2			62.7	65.7	61.7	64.7
26/12/2023	3:00	64.5	67.5	66.0	65.7	65.3	68.3	63.0	66.0
26/12/2023	3:05	62.1	65.1			63.8	66.8	61.0	64.0
26/12/2023	3:10	61.8	64.8			63.5	66.5	60.1	63.1
26/12/2023	3:15	62.9	65.9	65.3		63.6	66.6	61.3	64.3
26/12/2023	3:20	60.6	63.6			61.9	64.9	59.8	62.8
26/12/2023	3:25	63.0	66.0			64.7	67.7	62.5	65.5
26/12/2023	3:30	61.7	64.7	65.5	65.8	63.5	66.5	61.1	64.1
26/12/2023	3:35	61.7	64.7			62.7	65.7	60.7	63.7
26/12/2023	3:40	63.7	66.7			64.9	67.9	62.1	65.1
26/12/2023	3:45	62.8	65.8	66.2		63.4	66.4	62.2	65.2
26/12/2023	3:50	62.2	65.2			63.7	66.7	61.5	64.5
26/12/2023	3:55	64.3	67.3			65.1	68.1	63.7	66.7
26/12/2023	4:00	60.6	63.6	65.2	64.9	61.8	64.8	60.0	63.0
26/12/2023	4:05	62.9	65.9			63.8	66.8	61.3	64.3
26/12/2023	4:10	62.8	65.8			64.4	67.4	61.3	64.3
26/12/2023	4:15	61.1	64.1	64.5		62.9	65.9	59.4	62.4
26/12/2023	4:20	61.7	64.7			62.9	65.9	60.3	63.3
26/12/2023	4:25	61.7	64.7			63.1	66.1	61.3	64.3
26/12/2023	4:30	60.5	63.5	65.9	66.2	61.4	64.4	59.2	62.2
26/12/2023	4:35	64.8	67.8			65.8	68.8	63.4	66.4
26/12/2023	4:40	62.4	65.4			63.1	66.1	61.7	64.7
26/12/2023	4:45	63.1	66.1	66.4		64.8	67.8	62.4	65.4
26/12/2023	4:50	63.8	66.8			65.0	68.0	62.2	65.2
26/12/2023	4:55	63.3	66.3			64.3	67.3	62.8	65.8
26/12/2023	5:00	61.4	64.4	64.6	64.6	62.6	65.6	60.0	63.0
26/12/2023	5:05	62.4	65.4			63.7	66.7	61.6	64.6
26/12/2023	5:10	61.0	64.0			62.0	65.0	60.0	63.0
26/12/2023	5:15	62.8	65.8	64.5		64.5	67.5	61.2	64.2
26/12/2023	5:20	60.7	63.7			62.3	65.3	59.3	62.3
26/12/2023	5:25	60.8	63.8			61.5	64.5	59.5	62.5
26/12/2023	5:30	60.5	63.5	65.8	65.9	61.6	64.6	59.3	62.3
26/12/2023	5:35	62.7	65.7			63.8	66.8	60.5	63.5
26/12/2023	5:40	64.3	67.3			66.0	69.0	63.4	66.4
26/12/2023	5:45	63.9	66.9	66.0		65.1	68.1	62.7	65.7
26/12/2023	5:50	63.7	66.7			65.0	68.0	61.9	64.9
26/12/2023	5:55	60.5	63.5			62.3	65.3	59.7	62.7
26/12/2023	6:00	62.8	65.8	67.8	67.9	64.6	67.6	61.2	64.2
26/12/2023	6:05	65.8	68.8			68.3	71.3	64.2	67.2
26/12/2023	6:10	65.2	68.2			66.9	69.9	62.8	65.8
26/12/2023	6:15	65.1	68.1	68.1		66.7	69.7	64.2	67.2
26/12/2023	6:20	64.5	67.5			65.5	68.5	62.5	65.5
26/12/2023	6:25	65.6	68.6			67.6	70.6	63.1	66.1
26/12/2023	6:30	64.5	67.5	66.8	67.0	66.7	69.7	62.0	65.0
26/12/2023	6:35	64.0	67.0			65.4	68.4	63.1	66.1
26/12/2023	6:40	62.8	65.8	67.2		64.7	67.7	61.1	64.1
26/12/2023	6:45	62.8	65.8			63.8	66.8	61.9	64.9
26/12/2023	6:50	64.9	67.9			67.4	70.4	63.3	66.3
26/12/2023	6:55	64.7	67.7			66.6	69.6	63.6	66.6
26/12/2023	23:00	63.7	66.7	66.2	66.4	65.4	68.4	62.1	65.1
26/12/2023	23:05	62.4	65.4			63.0	66.0	61.0	64.0
26/12/2023	23:10	63.3	66.3			64.3	67.3	61.7	64.7
26/12/2023	23:15	64.9	67.9	66.7		66.2	69.2	63.5	66.5
26/12/2023	23:20	63.4	66.4			64.3	67.3	62.4	65.4
26/12/2023	23:25	62.3	65.3			62.9	65.9	61.2	64.2
26/12/2023	23:30	64.3	67.3	67.0	66.8	65.2	68.2	62.9	65.9
26/12/2023	23:35	63.0	66.0			63.4	66.4	61.3	64.3
26/12/2023	23:40	64.6	67.6			65.6	68.6	63.3	66.3
26/12/2023	23:45	63.7	66.7	66.6		64.2	67.2	62.5	65.5
26/12/2023	23:50	62.9	65.9			63.5	66.5	62.0	65.0
26/12/2023	23:55	64.2	67.2			65.6	68.6	63.6	66.6
			Mean	66.1	66.1				
			Maximum	68.1	67.9				
			Minimum	64.5	64.6				

Date	Start Time	Leq (5mins)	Leq (5mins)*	Leq (15mins)	Leq (30mins)	L10 (5mins)	L10 (5mins)*	L90 (5mins)	L90 (5mins)*
27/12/2023	0:00	63.0	66.0	66.1	65.6	64.4	67.4	61.7	64.7
27/12/2023	0:05	63.1	66.1			64.0	67.0	61.7	64.7
27/12/2023	0:10	63.3	66.3			64.2	67.2	61.5	64.5
27/12/2023	0:15	62.7	65.7	65.0		64.2	67.2	61.9	64.9
27/12/2023	0:20	60.5	63.5			61.5	64.5	58.8	61.8
27/12/2023	0:25	62.6	65.6			63.6	66.6	61.8	64.8
27/12/2023	0:30	64.0	67.0	65.5	65.6	64.4	67.4	62.2	65.2
27/12/2023	0:35	60.7	63.7			62.0	65.0	59.3	62.3
27/12/2023	0:40	62.1	65.1			63.9	66.9	60.6	63.6
27/12/2023	0:45	63.2	66.2	65.7		64.9	67.9	61.5	64.5
27/12/2023	0:50	62.7	65.7			63.6	66.6	62.0	65.0
27/12/2023	0:55	62.0	65.0			62.7	65.7	60.2	63.2
27/12/2023	1:00	61.8	64.8	66.4	66.7	62.5	65.5	60.1	63.1
27/12/2023	1:05	64.3	67.3			65.5	68.5	63.7	66.7
27/12/2023	1:10	63.7	66.7			64.6	67.6	62.1	65.1
27/12/2023	1:15	64.3	67.3	66.9		65.7	68.7	63.1	66.1
27/12/2023	1:20	64.5	67.5			65.0	68.0	63.2	66.2
27/12/2023	1:25	62.7	65.7			63.1	66.1	61.2	64.2
27/12/2023	1:30	62.5	65.5	65.5	65.8	63.3	66.3	61.7	64.7
27/12/2023	1:35	63.0	66.0			64.2	67.2	61.7	64.7
27/12/2023	1:40	62.0	65.0			62.6	65.6	61.0	64.0
27/12/2023	1:45	61.0	64.0	66.1		62.2	65.2	60.5	63.5
27/12/2023	1:50	64.0	67.0			65.4	68.4	62.8	65.8
27/12/2023	1:55	63.6	66.6			65.4	68.4	61.9	64.9
27/12/2023	2:00	62.2	65.2	66.6	65.6	63.7	66.7	60.8	63.8
27/12/2023	2:05	64.4	67.4			65.9	68.9	62.9	65.9
27/12/2023	2:10	64.0	67.0			65.7	68.7	62.2	65.2
27/12/2023	2:15	61.2	64.2	64.2		63.0	66.0	59.4	62.4
27/12/2023	2:20	60.4	63.4			61.3	64.3	59.7	62.7
27/12/2023	2:25	62.0	65.0			62.9	65.9	61.2	64.2
27/12/2023	2:30	62.7	65.7	66.9	66.4	63.9	66.9	61.1	64.1
27/12/2023	2:35	64.4	67.4			66.1	69.1	63.0	66.0
27/12/2023	2:40	64.4	67.4			64.8	67.8	62.6	65.6
27/12/2023	2:45	61.5	64.5	65.8		62.0	65.0	60.7	63.7
27/12/2023	2:50	62.0	65.0			63.6	66.6	60.7	63.7
27/12/2023	2:55	64.4	67.4			65.0	68.0	62.8	65.8
27/12/2023	3:00	63.2	66.2	66.2	66.0	64.3	67.3	61.6	64.6
27/12/2023	3:05	61.5	64.5			62.6	65.6	60.7	63.7
27/12/2023	3:10	64.4	67.4			65.5	68.5	63.2	66.2
27/12/2023	3:15	60.5	63.5	65.8		60.9	63.9	59.6	62.6
27/12/2023	3:20	63.1	66.1			64.9	67.9	61.6	64.6
27/12/2023	3:25	64.1	67.1			64.8	67.8	62.7	65.7
27/12/2023	3:30	61.4	64.4	64.6	65.4	62.6	65.6	60.3	63.3
27/12/2023	3:35	62.2	65.2			63.9	66.9	61.3	64.3
27/12/2023	3:40	61.1	64.1			61.5	64.5	60.2	63.2
27/12/2023	3:45	64.0	67.0			64.9	67.9	62.8	65.8
27/12/2023	3:50	62.9	65.9	66.1		64.4	67.4	62.5	65.5
27/12/2023	3:55	62.1	65.1			62.9	65.9	61.6	64.6
27/12/2023	4:00	62.9	65.9	65.0	64.7	63.9	66.9	61.1	64.1
27/12/2023	4:05	60.6	63.6			61.0	64.0	58.8	61.8
27/12/2023	4:10	62.1	65.1			62.5	65.5	61.4	64.4
27/12/2023	4:15	60.6	63.6	64.5		62.3	65.3	59.7	62.7
27/12/2023	4:20	62.7	65.7			63.8	66.8	62.2	65.2
27/12/2023	4:25	60.8	63.8			61.8	64.8	59.5	62.5
27/12/2023	4:30	61.0	64.0	65.5	65.5	62.0	65.0	59.4	62.4
27/12/2023	4:35	63.8	66.8			64.6	67.6	63.3	66.3
27/12/2023	4:40	62.2	65.2			62.6	65.6	61.0	64.0
27/12/2023	4:45	64.8	67.8	65.6		66.1	69.1	63.8	66.8
27/12/2023	4:50	60.5	63.5			61.6	64.6	60.0	63.0
27/12/2023	4:55	61.2	64.2			61.9	64.9	60.5	63.5
27/12/2023	5:00	63.1	66.1	65.4	65.3	63.9	66.9	62.2	65.2
27/12/2023	5:05	62.7	65.7			64.2	67.2	61.3	64.3
27/12/2023	5:10	61.3	64.3			62.9	65.9	59.8	62.8
27/12/2023	5:15	61.3	64.3	65.1		62.3	65.3	60.4	63.4
27/12/2023	5:20	62.9	65.9			63.6	66.6	61.3	64.3
27/12/2023	5:25	61.9	64.9			63.1	66.1	61.2	64.2
27/12/2023	5:30	63.1	66.1	66.6	66.0	64.5	67.5	61.9	64.9
27/12/2023	5:35	64.4	67.4			65.5	68.5	62.4	65.4
27/12/2023	5:40	63.1	66.1			64.3	67.3	61.8	64.8
27/12/2023	5:45	61.3	64.3	65.3		63.2	66.2	59.6	62.6
27/12/2023	5:50	63.4	66.4			64.9	67.9	62.1	65.1
27/12/2023	5:55	61.8	64.8			63.5	66.5	59.3	62.3
27/12/2023	6:00	61.7	64.7	65.7	66.2	62.9	65.9	59.2	62.2
27/12/2023	6:05	62.5	65.5			64.1	67.1	60.7	63.7
27/12/2023	6:10	63.7	66.7			64.9	67.9	62.5	65.5
27/12/2023	6:15	64.6	67.6	66.6		67.0	70.0	63.4	66.4
27/12/2023	6:20	62.9	65.9			65.1	68.1	60.9	63.9
27/12/2023	6:25	63.1	66.1			64.5	67.5	61.0	64.0
27/12/2023	6:30	62.9	65.9	67.0	66.5	64.4	67.4	62.1	65.1
27/12/2023	6:35	65.0	68.0			67.3	70.3	64.0	67.0
27/12/2023	6:40	63.9	66.9			65.2	68.2	62.4	65.4
27/12/2023	6:45	64.8	67.8			66.5	69.5	62.9	65.9
27/12/2023	6:50	61.4	64.4	65.8		62.3	65.3	60.2	63.2
27/12/2023	6:55	61.2	64.2			62.8	65.8	60.3	63.3
27/12/2023	23:04	63.1	66.1	65.8	66.2	64.7	67.7	62.3	65.3
27/12/2023	23:09	62.9	65.9			64.6	67.6	62.3	65.3
27/12/2023	23:14	62.3	65.3			63.4	66.4	60.7	63.7
27/12/2023	23:19	63.0	66.0	66.6		64.5	67.5	62.0	65.0
27/12/2023	23:24	64.1	67.1			64.5	67.5	63.3	66.3
27/12/2023	23:29	63.5	66.5			63.9	66.9	61.8	64.8
27/12/2023	23:34	64.3	67.3	67.0	66.9	66.0	69.0	63.4	66.4
27/12/2023	23:39	63.6	66.6			64.6	67.6	62.0	65.0
27/12/2023	23:44	64.2	67.2			64.7	67.7	63.7	66.7
27/12/2023	23:49	62.8	65.8	66.7		63.2	66.2	62.1	65.1
27/12/2023	23:54	63.6	66.6			64.9	67.9	62.4	65.4
27/12/2023	23:59	64.6	67.6			65.5	68.5	63.8	66.8
			Mean	65.9	65.9				
			Maximum	67.0	66.9				
			Minimum	64.2	64.7				

Station: HC_M3A

Remark: *For Free Field measurement, +3 dB(A) was added to the measured results.

Date	Start Time	Leq (5mins)	Leq (5mins)*	Leq (15mins)	Leq (30mins)	L10 (5mins)	L10 (5mins)*	L90 (5mins)	L90 (5mins)*
28/12/2023	0:04	61.9	64.9	64.8		63.3	66.3	60.3	63.3
28/12/2023	0:09	61.4	64.4		65.6	62.6	65.6	60.4	63.4
28/12/2023	0:14	62.2	65.2			62.6	65.6	61.0	64.0
28/12/2023	0:19	64.2	67.2	66.3		65.8	68.8	62.5	65.5
28/12/2023	0:24	62.7	65.7			63.1	66.1	61.2	64.2
28/12/2023	0:29	62.9	65.9			64.1	67.1	61.8	64.8
28/12/2023	0:34	64.6	67.6	66.5		65.6	68.6	63.9	66.9
28/12/2023	0:39	62.0	65.0		65.9	62.8	65.8	61.5	64.5
28/12/2023	0:44	63.4	66.4			65.2	68.2	62.0	65.0
28/12/2023	0:49	64.1	67.1	65.2		64.7	67.7	63.6	66.6
28/12/2023	0:54	60.9	63.9			62.6	65.6	59.4	62.4
28/12/2023	0:59	60.7	63.7			62.2	65.2	59.2	62.2
28/12/2023	1:04	63.6	66.6	66.7		64.7	67.7	62.3	65.3
28/12/2023	1:09	64.1	67.1			64.6	67.6	62.6	65.6
28/12/2023	1:14	63.5	66.5		66.6	64.9	67.9	63.1	66.1
28/12/2023	1:19	63.1	66.1	66.4		64.0	67.0	62.4	65.4
28/12/2023	1:24	61.9	64.9			63.4	66.4	61.5	64.5
28/12/2023	1:29	64.7	67.7			66.5	69.5	62.9	65.9
28/12/2023	1:34	62.8	65.8	65.9		63.2	66.2	62.2	65.2
28/12/2023	1:39	62.6	65.6			63.9	66.9	62.2	65.2
28/12/2023	1:44	63.2	66.2		65.4	64.6	67.6	61.5	64.5
28/12/2023	1:49	61.9	64.9	64.8		63.4	66.4	60.2	63.2
28/12/2023	1:54	61.9	64.9			62.6	65.6	61.4	64.4
28/12/2023	1:59	61.5	64.5			62.7	65.7	60.5	63.5
28/12/2023	2:04	60.5	63.5	65.3		61.0	64.0	60.0	63.0
28/12/2023	2:09	63.0	66.0			63.7	66.7	61.8	64.8
28/12/2023	2:14	63.0	66.0		64.8	64.4	67.4	61.6	64.6
28/12/2023	2:19	60.8	63.8	64.3		61.9	64.9	59.1	62.1
28/12/2023	2:24	62.0	65.0			62.5	65.5	60.3	63.3
28/12/2023	2:29	61.0	64.0			62.8	65.8	60.1	63.1
28/12/2023	2:34	62.1	65.1	65.6		63.0	66.0	61.3	64.3
28/12/2023	2:39	60.7	63.7			61.8	64.8	59.4	62.4
28/12/2023	2:44	64.2	67.2		65.6	65.0	68.0	63.2	66.2
28/12/2023	2:49	62.1	65.1	65.7		63.0	66.0	60.5	63.5
28/12/2023	2:54	63.8	66.8			64.3	67.3	62.1	65.1
28/12/2023	2:59	61.8	64.8			63.5	66.5	61.4	64.4
28/12/2023	3:04	64.6	67.6	66.1		66.4	69.4	64.0	67.0
28/12/2023	3:09	63.0	66.0			63.8	66.8	62.4	65.4
28/12/2023	3:14	61.0	64.0		66.0	61.5	64.5	60.4	63.4
28/12/2023	3:19	64.0	67.0	65.9		65.7	68.7	63.4	66.4
28/12/2023	3:24	62.1	65.1			62.5	65.5	61.2	64.2
28/12/2023	3:29	62.4	65.4			63.9	66.9	61.2	64.2
28/12/2023	3:34	63.7	66.7	65.4		65.5	68.5	62.9	65.9
28/12/2023	3:39	62.5	65.5			64.2	67.2	61.2	64.2
28/12/2023	3:44	60.6	63.6		65.4	61.7	64.7	59.5	62.5
28/12/2023	3:49	61.4	64.4			63.1	66.1	60.5	63.5
28/12/2023	3:54	63.4	66.4	65.4		64.0	67.0	61.7	64.7
28/12/2023	3:59	62.1	65.1			63.4	66.4	60.8	63.8
28/12/2023	4:04	63.7	66.7	65.1		65.1	68.1	62.4	65.4
28/12/2023	4:09	61.1	64.1			61.7	64.7	60.3	63.3
28/12/2023	4:14	60.8	63.8		65.7	61.2	64.2	59.1	62.1
28/12/2023	4:19	64.5	67.5	66.2		65.2	68.2	64.0	67.0
28/12/2023	4:24	63.1	66.1			64.3	67.3	62.3	65.3
28/12/2023	4:29	61.5	64.5			62.0	65.0	59.9	62.9
28/12/2023	4:34	63.2	66.2	67.1		63.9	66.9	62.1	65.1
28/12/2023	4:39	64.2	67.2			65.6	68.6	63.8	66.8
28/12/2023	4:44	64.8	67.8		66.3	65.5	68.5	63.0	66.0
28/12/2023	4:49	62.7	65.7	65.2		63.5	66.5	61.9	64.9
28/12/2023	4:54	62.7	65.7			63.2	66.2	61.6	64.6
28/12/2023	4:59	61.1	64.1			61.5	64.5	60.6	63.6
28/12/2023	5:04	64.3	67.3	66.4		65.6	68.6	63.6	66.6
28/12/2023	5:09	61.1	64.1			62.1	65.1	59.3	62.3
28/12/2023	5:14	64.2	67.2		66.0	65.5	68.5	63.6	66.6
28/12/2023	5:19	61.2	64.2	65.6		62.2	65.2	60.2	63.2
28/12/2023	5:24	64.5	67.5			65.8	68.8	63.2	66.2
28/12/2023	5:29	61.3	64.3			62.7	65.7	59.4	62.4
28/12/2023	5:34	62.4	65.4	64.3		64.2	67.2	60.7	63.7
28/12/2023	5:39	60.8	63.8			62.4	65.4	60.0	63.0
28/12/2023	5:44	60.4	63.4		65.7	61.6	64.6	58.8	61.8
28/12/2023	5:49	63.6	66.6	66.8		65.9	68.9	62.0	65.0
28/12/2023	5:54	63.3	66.3			64.5	67.5	62.5	65.5
28/12/2023	5:59	64.4	67.4			65.7	68.7	63.1	66.1
28/12/2023	6:04	63.0	66.0	65.8		64.3	67.3	61.2	64.2
28/12/2023	6:09	61.0	64.0			63.1	66.1	59.9	62.9
28/12/2023	6:14	63.8	66.8		66.6	66.3	69.3	62.2	65.2
28/12/2023	6:19	63.0	66.0	67.3		64.5	67.5	60.8	63.8
28/12/2023	6:24	65.0	68.0			67.1	70.1	62.8	65.8
28/12/2023	6:29	64.6	67.6			65.6	68.6	63.6	66.6
28/12/2023	6:34	63.0	66.0	66.5		64.4	67.4	60.5	63.5
28/12/2023	6:39	62.9	65.9			64.1	67.1	60.8	63.8
28/12/2023	6:44	64.4	67.4		67.0	66.3	69.3	62.0	65.0
28/12/2023	6:49	65.8	68.8	67.5		67.1	70.1	63.6	66.6
28/12/2023	6:54	63.0	66.0			65.1	68.1	61.0	64.0
28/12/2023	6:59	64.2	67.2			65.4	68.4	63.1	66.1
28/12/2023	23:04	63.8	66.8	66.3		64.8	67.8	63.2	66.2
28/12/2023	23:09	63.3	66.3			64.4	67.4	62.4	65.4
28/12/2023	23:14	62.7	65.7		66.5	64.2	67.2	61.0	64.0
28/12/2023	23:19	63.4	66.4	66.6		65.0	68.0	62.1	65.1
28/12/2023	23:24	63.9	66.9			64.5	67.5	62.8	65.8
28/12/2023	23:29	63.5	66.5			64.5	67.5	61.7	64.7
28/12/2023	23:34	64.4	67.4	66.3		66.2	69.2	63.4	66.4
28/12/2023	23:39	62.5	65.5			64.2	67.2	61.8	64.8
28/12/2023	23:44	62.9	65.9		66.4	64.2	67.2	62.5	65.5
28/12/2023	23:49	64.7	67.7	66.4		66.3	69.3	64.1	67.1
28/12/2023	23:54	62.7	65.7			63.8	66.8	61.8	64.8
28/12/2023	23:59	62.3	65.3			64.1	67.1	60.8	63.8
			Mean	65.9	66.0				
			Maximum	67.5	67.0				
			Minimum	64.3	64.8				

Date	Start Time	Leq (5mins)	Leq (5mins)*	Leq (15mins)	Leq (30mins)	L10 (5mins)	L10 (5mins)*	L90 (5mins)	L90 (5mins)*
29/12/2023	0:04	63.8	66.8	64.9		64.9	67.9	63.4	66.4
29/12/2023	0:09	60.6	63.6			61.0	64.0	59.3	62.3
29/12/2023	0:14	60.5	63.5		65.5	61.3	64.3	58.7	61.7
29/12/2023	0:19	63.3	66.3	66.1		64.8	67.8	62.4	65.4
29/12/2023	0:24	64.1	67.1			65.7	68.7	63.2	66.2
29/12/2023	0:29	61.4	64.4			63.1	66.1	60.3	63.3
29/12/2023	0:34	63.3	66.3	65.9		64.0	67.0	62.9	65.9
29/12/2023	0:39	63.4	66.4			64.1	67.1	61.8	64.8
29/12/2023	0:44	61.7	64.7		65.6	63.3	66.3	61.0	64.0
29/12/2023	0:49	61.3	64.3	65.4		62.5	65.5	60.9	63.9
29/12/2023	0:54	64.4	67.4			66.1	69.1	62.7	65.7
29/12/2023	0:59	60.4	63.4			61.2	64.2	59.8	62.8
29/12/2023	1:04	62.6	65.6	65.7		64.1	67.1	60.9	63.9
29/12/2023	1:09	64.1	67.1			65.3	68.3	63.5	66.5
29/12/2023	1:14	60.7	63.7		65.8	62.3	65.3	59.3	62.3
29/12/2023	1:19	62.4	65.4	65.9		63.8	66.8	60.8	63.8
29/12/2023	1:24	63.8	66.8			64.8	67.8	63.2	66.2
29/12/2023	1:29	62.3	65.3			63.8	66.8	60.8	63.8
29/12/2023	1:34	61.1	64.1	66.0		61.9	64.9	59.7	62.7
29/12/2023	1:39	63.7	66.7			64.5	67.5	62.5	65.5
29/12/2023	1:44	63.6	66.6		65.8	65.0	68.0	61.8	64.8
29/12/2023	1:49	61.6	64.6	65.6		62.5	65.5	59.8	62.8
29/12/2023	1:54	63.5	66.5			65.0	68.0	61.7	64.7
29/12/2023	1:59	62.5	65.5			63.3	66.3	60.9	63.9
29/12/2023	2:04	64.7	67.7	66.1		66.0	69.0	63.7	66.7
29/12/2023	2:09	60.7	63.7			61.7	64.7	59.4	62.4
29/12/2023	2:14	63.1	66.1		66.1	64.8	67.8	62.6	65.6
29/12/2023	2:19	61.6	64.6	66.1		62.5	65.5	60.3	63.3
29/12/2023	2:24	63.1	66.1			64.3	67.3	61.7	64.7
29/12/2023	2:29	64.2	67.2			65.8	68.8	63.8	66.8
29/12/2023	2:34	60.4	63.4	64.7		61.7	64.7	58.8	61.8
29/12/2023	2:39	62.3	65.3			63.3	66.3	61.0	64.0
29/12/2023	2:44	62.2	65.2		65.4	63.2	66.2	60.7	63.7
29/12/2023	2:49	64.4	67.4	66.0		65.9	68.9	63.8	66.8
29/12/2023	2:54	62.3	65.3			63.9	66.9	61.9	64.9
29/12/2023	2:59	62.0	65.0			62.5	65.5	60.6	63.6
29/12/2023	3:04	64.8	67.8	66.7		66.1	69.1	64.3	67.3
29/12/2023	3:09	63.9	66.9			64.4	67.4	63.5	66.5
29/12/2023	3:14	61.9	64.9		66.0	63.1	66.1	60.7	63.7
29/12/2023	3:19	61.5	64.5	65.3		62.2	65.2	61.1	64.1
29/12/2023	3:24	61.8	64.8			62.3	65.3	61.2	64.2
29/12/2023	3:29	63.3	66.3			64.9	67.9	62.9	65.9
29/12/2023	3:34	60.9	63.9	64.7		61.8	64.8	60.5	63.5
29/12/2023	3:39	63.1	66.1			64.5	67.5	61.4	64.4
29/12/2023	3:44	60.8	63.8		64.6	61.7	64.7	60.4	63.4
29/12/2023	3:49	60.4	63.4	64.5		61.4	64.4	59.0	62.0
29/12/2023	3:54	61.9	64.9			62.6	65.6	60.4	63.4
29/12/2023	3:59	62.1	65.1			63.0	66.0	60.8	63.8
29/12/2023	4:04	60.9	63.9	64.6		61.9	64.9	59.3	62.3
29/12/2023	4:09	60.8	63.8			62.2	65.2	59.7	62.7
29/12/2023	4:14	62.8	65.8		64.6	64.1	67.1	61.3	64.3
29/12/2023	4:19	62.2	65.2	64.5		63.7	66.7	61.1	64.1
29/12/2023	4:24	60.9	63.9			61.3	64.3	60.5	63.5
29/12/2023	4:29	61.4	64.4			62.6	65.6	60.4	63.4
29/12/2023	4:34	61.4	64.4	66.1		63.0	66.0	60.0	63.0
29/12/2023	4:39	63.1	66.1			63.8	66.8	62.0	65.0
29/12/2023	4:44	64.4	67.4		66.0	65.3	68.3	63.4	66.4
29/12/2023	4:49	63.7	66.7	65.8		64.6	67.6	63.0	66.0
29/12/2023	4:54	61.6	64.6			63.4	66.4	61.0	64.0
29/12/2023	4:59	62.9	65.9			64.5	67.5	62.0	65.0
29/12/2023	5:04	63.0	66.0	64.6		64.0	67.0	61.6	64.6
29/12/2023	5:09	60.4	63.4			61.8	64.8	58.7	61.7
29/12/2023	5:14	61.1	64.1		64.7	61.7	64.7	60.6	63.6
29/12/2023	5:19	60.4	63.4	64.8		61.6	64.6	59.0	62.0
29/12/2023	5:24	63.6	66.6			64.4	67.4	61.4	64.4
29/12/2023	5:29	60.6	63.6			61.7	64.7	59.4	62.4
29/12/2023	5:34	60.7	63.7	64.6		62.7	65.7	59.1	62.1
29/12/2023	5:39	61.5	64.5			63.4	66.4	59.0	62.0
29/12/2023	5:44	62.4	65.4		64.5	63.5	66.5	61.1	64.1
29/12/2023	5:49	60.9	63.9	64.3		63.0	66.0	59.7	62.7
29/12/2023	5:54	61.7	64.7			63.3	66.3	60.9	63.9
29/12/2023	5:59	61.4	64.4			63.9	66.9	60.1	63.1
29/12/2023	6:04	64.7	67.7	66.1		67.0	70.0	63.7	66.7
29/12/2023	6:09	61.4	64.4			63.5	66.5	59.5	62.5
29/12/2023	6:14	62.6	65.6		67.1	64.4	67.4	61.5	64.5
29/12/2023	6:19	64.0	67.0	67.9		66.4	69.4	62.2	65.2
29/12/2023	6:24	65.8	68.8			68.2	71.2	64.5	67.5
29/12/2023	6:29	64.7	67.7			65.7	68.7	62.6	65.6
29/12/2023	6:34	62.9	65.9	66.1		65.1	68.1	61.6	64.6
29/12/2023	6:39	63.2	66.2			64.6	67.6	60.7	63.7
29/12/2023	6:44	63.3	66.3		67.0	64.9	67.9	61.5	64.5
29/12/2023	6:49	65.4	68.4	67.8		67.9	70.9	63.7	66.7
29/12/2023	6:54	64.1	67.1			66.0	69.0	62.8	65.8
29/12/2023	6:59	64.8	67.8			66.8	69.8	63.8	66.8
29/12/2023	23:03	64.8	67.8	67.5		66.3	69.3	63.0	66.0
29/12/2023	23:08	64.0	67.0			65.2	68.2	62.8	65.8
29/12/2023	23:13	64.6	67.6		67.4	65.6	68.6	64.0	67.0
29/12/2023	23:18	64.8	67.8	67.3		66.5	69.5	63.6	66.6
29/12/2023	23:23	64.4	67.4			65.4	68.4	62.8	65.8
29/12/2023	23:28	63.7	66.7			65.3	68.3	63.1	66.1
29/12/2023	23:33	64.6	67.6	67.0		65.7	68.7	63.2	66.2
29/12/2023	23:38	64.0	67.0			64.4	67.4	62.2	65.2
29/12/2023	23:43	63.3	66.3		66.6	64.1	67.1	61.8	64.8
29/12/2023	23:48	62.4	65.4	66.2		63.5	66.5	61.9	64.9
29/12/2023	23:53	62.6	65.6			64.1	67.1	61.0	64.0
29/12/2023	23:58	64.4	67.4			66.0	69.0	62.9	65.9
			Mean	65.8	65.8				
			Maximum	67.9	67.4				
			Minimum	64.3	64.5				

Station: HC_M3A

Remark: *For Free Field measurement, +3 dB(A) was added to the measured results.

Date	Start Time	Leq (5mins)	Leq (5mins)*	Leq (15mins)	Leq (30mins)	L10 (5mins)	L10 (5mins)*	L90 (5mins)	L90 (5mins)*
30/12/2023	0:03	62.3	65.3	66.1	66.1	63.0	66.0	61.2	64.2
30/12/2023	0:08	62.5	65.5			63.4	66.4	61.6	64.6
30/12/2023	0:13	64.3	67.3			65.5	68.5	63.2	66.2
30/12/2023	0:18	64.4	67.4	66.1		65.0	68.0	63.3	66.3
30/12/2023	0:23	60.7	63.7			62.3	65.3	59.1	62.1
30/12/2023	0:28	63.5	66.5			65.2	68.2	61.8	64.8
30/12/2023	0:33	62.1	65.1	66.1	65.8	63.5	66.5	60.8	63.8
30/12/2023	0:38	62.6	65.6			63.8	66.8	61.1	64.1
30/12/2023	0:43	64.2	67.2			65.7	68.7	63.0	66.0
30/12/2023	0:48	61.2	64.2	65.4		61.9	64.9	59.5	62.5
30/12/2023	0:53	64.5	67.5			64.9	67.9	63.1	66.1
30/12/2023	0:58	60.4	63.4			61.5	64.5	59.3	62.3
30/12/2023	1:03	62.0	65.0	64.4	65.3	62.4	65.4	61.6	64.6
30/12/2023	1:08	61.1	64.1			62.7	65.7	60.6	63.6
30/12/2023	1:13	60.9	63.9			61.5	64.5	59.5	62.5
30/12/2023	1:18	63.2	66.2	66.0		64.1	67.1	62.0	65.0
30/12/2023	1:23	62.2	65.2			62.7	65.7	61.1	64.1
30/12/2023	1:28	63.5	66.5			65.0	68.0	63.0	66.0
30/12/2023	1:33	63.9	66.9	67.0	66.0	64.4	67.4	62.3	65.3
30/12/2023	1:38	63.7	66.7			65.4	68.4	63.3	66.3
30/12/2023	1:43	64.3	67.3			64.9	67.9	63.5	66.5
30/12/2023	1:48	61.7	64.7	64.8		62.2	65.2	60.1	63.1
30/12/2023	1:53	62.2	65.2			63.6	66.6	61.7	64.7
30/12/2023	1:58	61.5	64.5			62.0	65.0	60.7	63.7
30/12/2023	2:03	62.9	65.9	66.1	66.4	63.3	66.3	62.2	65.2
30/12/2023	2:08	60.9	63.9			62.4	65.4	59.7	62.7
30/12/2023	2:13	64.6	67.6			65.0	68.0	63.1	66.1
30/12/2023	2:18	64.3	67.3	66.7		65.1	68.1	63.8	66.8
30/12/2023	2:23	63.7	66.7			65.3	68.3	63.0	66.0
30/12/2023	2:28	62.9	65.9			64.3	67.3	62.4	65.4
30/12/2023	2:33	64.7	67.7	65.7	65.8	65.1	68.1	63.9	66.9
30/12/2023	2:38	61.6	64.6			63.0	66.0	60.6	63.6
30/12/2023	2:43	60.8	63.8			62.3	65.3	59.6	62.6
30/12/2023	2:48	62.9	65.9	65.8		64.6	67.6	62.0	65.0
30/12/2023	2:53	63.7	66.7			65.4	68.4	62.1	65.1
30/12/2023	2:58	61.5	64.5			61.9	64.9	60.2	63.2
30/12/2023	3:03	60.8	63.8	64.9	65.4	62.1	65.1	59.3	62.3
30/12/2023	3:08	61.2	64.2			61.8	64.8	60.1	63.1
30/12/2023	3:13	63.3	66.3			64.0	67.0	61.8	64.8
30/12/2023	3:18	61.2	64.2	65.9		62.2	65.2	60.0	63.0
30/12/2023	3:23	64.0	67.0			64.5	67.5	62.4	65.4
30/12/2023	3:28	63.1	66.1			64.7	67.7	61.4	64.4
30/12/2023	3:33	60.8	63.8	64.8	64.5	62.6	65.6	60.1	63.1
30/12/2023	3:38	61.8	64.8			63.5	66.5	61.2	64.2
30/12/2023	3:43	62.6	65.6			64.1	67.1	61.8	64.8
30/12/2023	3:48	61.6	64.6	64.2		62.1	65.1	60.9	63.9
30/12/2023	3:53	60.6	63.6			62.1	65.1	60.2	63.2
30/12/2023	3:58	61.4	64.4			62.1	65.1	59.7	62.7
30/12/2023	4:03	62.2	65.2	65.7	65.4	63.2	66.2	61.1	64.1
30/12/2023	4:08	62.9	65.9			64.5	67.5	62.4	65.4
30/12/2023	4:13	62.9	65.9			63.7	66.7	61.5	64.5
30/12/2023	4:18	60.4	63.4	65.0		62.0	65.0	58.9	61.9
30/12/2023	4:23	63.6	66.6			64.5	67.5	62.2	65.2
30/12/2023	4:28	61.4	64.4			62.5	65.5	60.5	63.5
30/12/2023	4:33	60.5	63.5	64.4	64.6	61.7	64.7	58.7	61.7
30/12/2023	4:38	62.5	65.5			63.5	66.5	61.2	64.2
30/12/2023	4:43	61.1	64.1			62.4	65.4	59.8	62.8
30/12/2023	4:48	60.5	63.5	64.8		62.0	65.0	59.0	62.0
30/12/2023	4:53	61.9	64.9			62.6	65.6	60.6	63.6
30/12/2023	4:58	62.6	65.6			63.7	66.7	61.6	64.6
30/12/2023	5:03	61.8	64.8	65.6	65.8	62.6	65.6	61.3	64.3
30/12/2023	5:08	63.9	66.9			64.9	67.9	62.5	65.5
30/12/2023	5:13	61.8	64.8			63.1	66.1	60.0	63.0
30/12/2023	5:18	63.2	66.2	66.0		64.1	67.1	62.6	65.6
30/12/2023	5:23	61.6	64.6			62.8	65.8	60.6	63.6
30/12/2023	5:28	63.9	66.9			65.0	68.0	62.1	65.1
30/12/2023	5:33	60.9	63.9	65.7	65.5	62.2	65.2	58.6	61.6
30/12/2023	5:38	62.5	65.5			64.4	67.4	60.3	63.3
30/12/2023	5:43	64.2	67.2			66.3	69.3	62.1	65.1
30/12/2023	5:48	61.8	64.8	65.3		64.1	67.1	61.0	64.0
30/12/2023	5:53	61.6	64.6			63.8	66.8	60.1	63.1
30/12/2023	5:58	63.2	66.2			65.7	68.7	62.3	65.3
30/12/2023	6:03	60.4	63.4	64.6	64.5	62.0	65.0	59.4	62.4
30/12/2023	6:08	61.1	64.1			62.0	65.0	59.5	62.5
30/12/2023	6:13	62.9	65.9			64.3	67.3	61.7	64.7
30/12/2023	6:18	61.6	64.6	64.5		64.0	67.0	60.3	63.3
30/12/2023	6:23	62.0	65.0			63.3	66.3	61.0	64.0
30/12/2023	6:28	60.7	63.7			62.6	65.6	59.2	62.2
30/12/2023	6:33	64.3	67.3	68.4	68.7	66.7	69.7	62.7	65.7
30/12/2023	6:38	66.1	69.1			66.9	69.9	64.8	67.8
30/12/2023	6:43	65.7	68.7			68.0	71.0	64.9	67.9
30/12/2023	6:48	66.1	69.1	68.9		67.2	70.2	64.5	67.5
30/12/2023	6:53	66.0	69.0			67.2	70.2	64.3	67.3
30/12/2023	6:58	65.7	68.7			68.0	71.0	63.9	66.9
30/12/2023	23:03	62.8	65.8	66.8	66.5	63.7	66.7	62.1	65.1
30/12/2023	23:08	64.4	67.4			66.0	69.0	62.7	65.7
30/12/2023	23:13	63.9	66.9			65.7	68.7	62.2	65.2
30/12/2023	23:18	63.0	66.0	66.2		64.2	67.2	62.2	65.2
30/12/2023	23:23	62.9	65.9			63.4	66.4	61.5	64.5
30/12/2023	23:28	63.7	66.7			65.3	68.3	63.2	66.2
30/12/2023	23:33	64.3	67.3	66.9	66.8	64.8	67.8	63.2	66.2
30/12/2023	23:38	63.6	66.6			65.1	68.1	62.0	65.0
30/12/2023	23:43	63.8	66.8			65.6	68.6	62.0	65.0
30/12/2023	23:48	63.6	66.6	66.7		65.3	68.3	63.0	66.0
30/12/2023	23:53	64.0	67.0			65.5	68.5	63.6	66.6
30/12/2023	23:58	63.4	66.4			65.1	68.1	62.0	65.0
			Mean	65.8	65.8				
			Maximum	68.9	68.7				
			Minimum	64.2	64.5				

Date	Start Time	Leq (5mins)	Leq (5mins)*	Leq (15mins)	Leq (30mins)	L10 (5mins)	L10 (5mins)*	L90 (5mins)	L90 (5mins)*
31/12/2023	0:03	64.3	67.3	66.9	65.9	65.5	68.5	62.5	65.5
31/12/2023	0:08	64.5	67.5			65.5	68.5	63.2	66.2
31/12/2023	0:13	62.8	65.8			64.0	67.0	61.6	64.6
31/12/2023	0:18	62.4	65.4	64.4		63.3	66.3	61.1	64.1
31/12/2023	0:23	60.6	63.6			61.2	64.2	59.4	62.4
31/12/2023	0:28	61.1	64.1			62.2	65.2	59.9	62.9
31/12/2023	0:33	62.0	65.0	65.3	66.3	62.4	65.4	61.2	64.2
31/12/2023	0:38	61.2	64.2			63.0	66.0	60.7	63.7
31/12/2023	0:43	63.4	66.4			65.1	68.1	62.5	65.5
31/12/2023	0:48	64.5	67.5	67.2		66.2	69.2	64.1	67.1
31/12/2023	0:53	63.4	66.4			64.0	67.0	62.0	65.0
31/12/2023	0:58	64.5	67.5			66.2	69.2	63.9	66.9
31/12/2023	1:03	61.3	64.3	65.4	65.4	62.7	65.7	60.4	63.4
31/12/2023	1:08	63.0	66.0			64.7	67.7	61.6	64.6
31/12/2023	1:13	62.7	65.7			63.3	66.3	61.5	64.5
31/12/2023	1:18	61.7	64.7	65.4		63.0	66.0	60.4	63.4
31/12/2023	1:23	61.3	64.3			62.1	65.1	60.6	63.6
31/12/2023	1:28	63.8	66.8			65.3	68.3	63.0	66.0
31/12/2023	1:33	60.9	63.9	65.1	65.9	61.8	64.8	60.1	63.1
31/12/2023	1:38	61.1	64.1			62.7	65.7	59.3	62.3
31/12/2023	1:43	63.8	66.8			65.6	68.6	63.0	66.0
31/12/2023	1:48	64.4	67.4	66.6		65.4	68.4	63.5	66.5
31/12/2023	1:53	64.4	67.4			66.1	69.1	62.7	65.7
31/12/2023	1:58	61.1	64.1			61.8	64.8	60.3	63.3
31/12/2023	2:03	64.8	67.8	67.0	66.0	66.0	69.0	64.4	67.4
31/12/2023	2:08	64.8	67.8			65.5	68.5	63.4	66.4
31/12/2023	2:13	61.5	64.5			62.3	65.3	60.2	63.2
31/12/2023	2:18	61.2	64.2	64.9		62.1	65.1	60.2	63.2
31/12/2023	2:23	62.8	65.8			63.4	66.4	62.0	65.0
31/12/2023	2:28	61.4	64.4			62.0	65.0	59.7	62.7
31/12/2023	2:33	63.3	66.3	66.1	66.4	64.4	67.4	61.8	64.8
31/12/2023	2:38	64.3	67.3			65.0	68.0	63.1	66.1
31/12/2023	2:43	61.3	64.3			61.7	64.7	60.9	63.9
31/12/2023	2:48	64.7	67.7	66.7		66.3	69.3	63.4	66.4
31/12/2023	2:53	64.1	67.1			65.0	68.0	62.3	65.3
31/12/2023	2:58	61.9	64.9			62.8	65.8	60.3	63.3
31/12/2023	3:03	63.4	66.4	66.2	66.1	64.7	67.7	62.2	65.2
31/12/2023	3:08	61.4	64.4			62.3	65.3	59.7	62.7
31/12/2023	3:13	64.2	67.2			66.0	69.0	63.5	66.5
31/12/2023	3:18	62.5	65.5	66.1		63.8	66.8	61.8	64.8
31/12/2023	3:23	61.7	64.7			63.5	66.5	61.3	64.3
31/12/2023	3:28	64.5	67.5			66.0	69.0	62.7	65.7
31/12/2023	3:33	62.2	65.2	66.1	66.5	63.0	66.0	61.5	64.5
31/12/2023	3:38	61.7	64.7			62.1	65.1	59.9	62.9
31/12/2023	3:43	64.8	67.8			65.7	68.7	63.8	66.8
31/12/2023	3:48	64.6	67.6	66.8		65.8	68.8	63.9	66.9
31/12/2023	3:53	64.8	67.8			66.1	69.1	64.0	67.0
31/12/2023	3:58	61.1	64.1			62.7	65.7	59.4	62.4
31/12/2023	4:03	63.5	66.5	65.7	66.1	64.2	67.2	62.8	65.8
31/12/2023	4:08	62.6	65.6			63.9	66.9	61.6	64.6
31/12/2023	4:13	62.0	65.0			62.9	65.9	61.5	64.5
31/12/2023	4:18	64.8	67.8	66.5		65.4	68.4	64.2	67.2
31/12/2023	4:23	63.8	66.8			65.3	68.3	63.2	66.2
31/12/2023	4:28	61.0	64.0			62.1	65.1	59.3	62.3
31/12/2023	4:33	60.7	63.7	64.8	65.0	61.8	64.8	59.3	62.3
31/12/2023	4:38	60.4	63.4			61.4	64.4	59.9	62.9
31/12/2023	4:43	63.5	66.5			64.2	67.2	62.0	65.0
31/12/2023	4:48	62.0	65.0	65.2		63.0	66.0	60.2	63.2
31/12/2023	4:53	60.6	63.6			61.6	64.6	59.0	62.0
31/12/2023	4:58	63.6	66.6			64.4	67.4	61.9	64.9
31/12/2023	5:03	60.9	63.9	66.0	66.0	62.3	65.3	59.5	62.5
31/12/2023	5:08	64.6	67.6			65.5	68.5	63.1	66.1
31/12/2023	5:13	62.8	65.8			63.6	66.6	61.7	64.7
31/12/2023	5:18	61.4	64.4	65.9		63.0	66.0	59.6	62.6
31/12/2023	5:23	64.8	67.8			66.6	69.6	63.7	66.7
31/12/2023	5:28	61.7	64.7			63.0	66.0	59.3	62.3
31/12/2023	5:33	61.6	64.6	66.0	66.7	64.1	67.1	59.8	62.8
31/12/2023	5:38	63.6	66.6			65.0	68.0	62.1	65.1
31/12/2023	5:43	63.6	66.6			64.4	67.4	62.6	65.6
31/12/2023	5:48	64.1	67.1	67.3		65.1	68.1	62.6	65.6
31/12/2023	5:53	64.5	67.5			65.9	68.9	63.6	66.6
31/12/2023	5:58	64.2	67.2			65.5	68.5	63.0	66.0
31/12/2023	6:03	64.8	67.8	66.1	65.3	67.3	70.3	62.4	65.4
31/12/2023	6:08	62.1	65.1			63.9	66.9	60.5	63.5
31/12/2023	6:13	61.8	64.8			64.2	67.2	60.3	63.3
31/12/2023	6:18	61.0	64.0	64.3		63.4	66.4	59.3	62.3
31/12/2023	6:23	61.8	64.8			63.6	66.6	59.7	62.7
31/12/2023	6:28	61.1	64.1			61.9	64.9	59.0	62.0
31/12/2023	6:33	64.0	67.0	66.7	67.2	65.3	68.3	62.5	65.5
31/12/2023	6:38	63.3	66.3			65.7	68.7	62.2	65.2
31/12/2023	6:43	63.9	66.9			65.6	68.6	62.4	65.4
31/12/2023	6:48	65.4	68.4	67.7		66.3	69.3	63.5	66.5
31/12/2023	6:53	65.3	68.3			66.3	69.3	63.6	66.6
31/12/2023	6:58	62.8	65.8			64.1	67.1	61.8	64.8
31/12/2023	23:03	62.2	65.2	66.3	66.8	63.0	66.0	61.0	64.0
31/12/2023	23:08	62.8	65.8			64.6	67.6	61.1	64.1
31/12/2023	23:13	64.5	67.5			65.1	68.1	64.0	67.0
31/12/2023	23:18	63.5	66.5	67.2		64.0	67.0	62.9	65.9
31/12/2023	23:23	64.6	67.6			65.4	68.4	63.4	66.4
31/12/2023	23:28	64.5	67.5			65.6	68.6	63.8	66.8
31/12/2023	23:33	62.8	65.8	66.6	67.0	63.7	66.7	61.3	64.3
31/12/2023	23:38	64.5	67.5			65.5	68.5	62.9	65.9
31/12/2023	23:43	63.2	66.2			64.5	67.5	61.8	64.8
31/12/2023	23:48	64.5	67.5	67.4		66.2	69.2	63.7	66.7
31/12/2023	23:53	64.0	67.0			65.5	68.5	63.4	66.4
31/12/2023	23:58	64.7	67.7			66.2	69.2	64.3	67.3
			Mean	66.1	66.2				
			Maximum	67.7	67.2				
			Minimum	64.3	65.0				

Station: HC_M3A

Remark: *For Free Field measurement, +3 dB(A) was added to the measured results.

Date	Start Time	Leq (5mins)	Leq (5mins)*	Leq (15mins)	Leq (30mins)	L10 (5mins)	L10 (5mins)*	L90 (5mins)	L90 (5mins)*
1/1/2024	0:03	63.3	66.3	66.5	67.0	64.4	67.4	62.7	65.7
1/1/2024	0:08	62.4	65.4			64.1	67.1	61.5	64.5
1/1/2024	0:13	64.6	67.6			66.4	69.4	63.0	66.0
1/1/2024	0:18	64.6	67.6	67.4		65.6	68.6	62.9	65.9
1/1/2024	0:23	63.7	66.7			64.2	67.2	63.1	66.1
1/1/2024	0:28	64.8	67.8			66.6	69.6	63.2	66.2
1/1/2024	0:33	61.3	64.3	65.3	65.3	62.7	65.7	59.8	62.8
1/1/2024	0:38	62.1	65.1			63.9	66.9	60.8	63.8
1/1/2024	0:43	63.2	66.2			64.8	67.8	61.8	64.8
1/1/2024	0:48	63.2	66.2	65.4		63.9	66.9	61.4	64.4
1/1/2024	0:53	62.6	65.6			63.3	66.3	62.0	65.0
1/1/2024	0:58	61.2	64.2			61.6	64.6	59.9	62.9
1/1/2024	1:03	64.0	67.0	66.2	66.1	65.5	68.5	62.6	65.6
1/1/2024	1:08	60.9	63.9			62.2	65.2	59.3	62.3
1/1/2024	1:13	63.9	66.9			64.6	67.6	62.7	65.7
1/1/2024	1:18	62.8	65.8	66.0		64.6	67.6	62.4	65.4
1/1/2024	1:23	62.8	65.8			63.4	66.4	61.8	64.8
1/1/2024	1:28	63.4	66.4			64.4	67.4	63.0	66.0
1/1/2024	1:33	61.5	64.5	66.6	66.0	63.0	66.0	59.8	62.8
1/1/2024	1:38	64.6	67.6			66.3	69.3	63.1	66.1
1/1/2024	1:43	64.0	67.0			64.4	67.4	62.8	65.8
1/1/2024	1:48	62.3	65.3	65.3		63.1	66.1	60.6	63.6
1/1/2024	1:53	61.4	64.4			62.7	65.7	60.2	63.2
1/1/2024	1:58	63.0	66.0			63.7	66.7	62.1	65.1
1/1/2024	2:03	62.1	65.1	65.5	66.0	63.9	66.9	61.3	64.3
1/1/2024	2:08	62.5	65.5			63.8	66.8	62.0	65.0
1/1/2024	2:13	63.0	66.0			64.7	67.7	62.6	65.6
1/1/2024	2:18	61.7	64.7	66.4		63.2	66.2	60.7	63.7
1/1/2024	2:23	64.2	67.2			65.0	68.0	63.4	66.4
1/1/2024	2:28	64.0	67.0			65.5	68.5	63.6	66.6
1/1/2024	2:33	62.7	65.7	65.5	65.3	63.9	66.9	61.8	64.8
1/1/2024	2:38	63.2	66.2			64.0	67.0	62.8	65.8
1/1/2024	2:43	61.5	64.5			63.1	66.1	60.4	63.4
1/1/2024	2:48	61.5	64.5	65.1		62.3	65.3	60.2	63.2
1/1/2024	2:53	60.9	63.9			61.7	64.7	59.2	62.2
1/1/2024	2:58	63.5	66.5			64.9	67.9	62.4	65.4
1/1/2024	3:03	64.1	67.1	66.4	65.8	65.7	68.7	62.8	65.8
1/1/2024	3:08	63.7	66.7			64.1	67.1	62.4	65.4
1/1/2024	3:13	62.0	65.0			62.5	65.5	60.7	63.7
1/1/2024	3:18	61.6	64.6	65.0		63.0	66.0	60.9	63.9
1/1/2024	3:23	62.2	65.2			63.7	66.7	60.8	63.8
1/1/2024	3:28	62.3	65.3			63.2	66.2	61.4	64.4
1/1/2024	3:33	61.0	64.0	66.5	66.2	61.8	64.8	60.1	63.1
1/1/2024	3:38	64.0	67.0			65.7	68.7	63.6	66.6
1/1/2024	3:43	64.6	67.6			66.1	69.1	64.1	67.1
1/1/2024	3:48	60.4	63.4	66.0		61.7	64.7	58.8	61.8
1/1/2024	3:53	64.6	67.6			66.3	69.3	62.9	65.9
1/1/2024	3:58	62.9	65.9			63.5	66.5	62.3	65.3
1/1/2024	4:03	63.1	66.1	66.2	66.1	63.6	66.6	61.9	64.9
1/1/2024	4:08	64.0	67.0			65.4	68.4	62.4	65.4
1/1/2024	4:13	62.4	65.4			63.3	66.3	61.3	64.3
1/1/2024	4:18	63.4	66.4	66.0		65.1	68.1	62.1	65.1
1/1/2024	4:23	60.7	63.7			61.8	64.8	59.4	62.4
1/1/2024	4:28	64.3	67.3			64.8	67.8	63.7	66.7
1/1/2024	4:33	62.0	65.0	65.0	65.8	63.0	66.0	60.9	63.9
1/1/2024	4:38	62.8	65.8			63.3	66.3	62.2	65.2
1/1/2024	4:43	61.1	64.1			61.6	64.6	59.8	62.8
1/1/2024	4:48	64.2	67.2	66.5		65.2	68.2	63.5	66.5
1/1/2024	4:53	61.7	64.7			62.2	65.2	60.4	63.4
1/1/2024	4:58	64.1	67.1			65.2	68.2	62.3	65.3
1/1/2024	5:03	64.5	67.5	66.1	66.5	65.7	68.7	63.0	66.0
1/1/2024	5:08	62.3	65.3			62.8	65.8	61.2	64.2
1/1/2024	5:13	62.2	65.2			64.4	67.4	61.1	64.1
1/1/2024	5:18	60.9	63.9	66.8		63.4	66.4	59.9	62.9
1/1/2024	5:23	64.7	67.7			67.0	70.0	62.8	65.8
1/1/2024	5:28	64.7	67.7			67.1	70.1	62.8	65.8
1/1/2024	5:33	60.7	63.7	65.1	65.7	61.7	64.7	58.9	61.9
1/1/2024	5:38	60.4	63.4			61.4	64.4	58.6	61.6
1/1/2024	5:43	64.2	67.2			66.6	69.6	62.2	65.2
1/1/2024	5:48	62.0	65.0	66.2		63.7	66.7	60.7	63.7
1/1/2024	5:53	62.3	65.3			64.5	67.5	61.1	64.1
1/1/2024	5:58	64.8	67.8			67.0	70.0	62.4	65.4
1/1/2024	6:03	64.6	67.6	66.4	66.2	66.7	69.7	63.8	66.8
1/1/2024	6:08	61.7	64.7			63.6	66.6	58.8	61.8
1/1/2024	6:13	63.8	66.8			65.1	68.1	63.0	66.0
1/1/2024	6:18	63.0	66.0	65.9		64.8	67.8	61.5	64.5
1/1/2024	6:23	60.9	63.9			62.7	65.7	59.6	62.6
1/1/2024	6:28	64.2	67.2			66.6	69.6	63.4	66.4
1/1/2024	6:33	62.4	65.4	66.3	67.0	63.2	66.2	61.6	64.6
1/1/2024	6:38	64.4	67.4			66.1	69.1	62.0	65.0
1/1/2024	6:43	62.9	65.9			64.1	67.1	60.7	63.7
1/1/2024	6:48	63.1	66.1	67.6		65.2	68.2	61.5	64.5
1/1/2024	6:53	65.1	68.1			66.9	69.9	63.5	66.5
1/1/2024	6:58	65.3	68.3			67.3	70.3	64.5	67.5
1/1/2024	23:01	64.3	67.3	67.0	66.7	65.1	68.1	63.7	66.7
1/1/2024	23:06	63.6	66.6			64.8	67.8	62.9	65.9
1/1/2024	23:11	64.0	67.0			64.5	67.5	63.1	66.1
1/1/2024	23:16	62.3	65.3	66.4		63.7	66.7	60.9	63.9
1/1/2024	23:21	62.4	65.4			64.1	67.1	61.5	64.5
1/1/2024	23:26	64.9	67.9			66.5	69.5	63.2	66.2
1/1/2024	23:31	64.2	67.2	66.6	66.8	66.0	69.0	63.4	66.4
1/1/2024	23:36	62.5	65.5			64.0	67.0	60.7	63.7
1/1/2024	23:41	63.9	66.9			64.6	67.6	63.2	66.2
1/1/2024	23:46	64.4	67.4	66.9		64.9	67.9	62.9	65.9
1/1/2024	23:51	64.5	67.5			66.3	69.3	62.8	65.8
1/1/2024	23:56	62.6	65.6			63.1	66.1	61.1	64.1
			Mean	66.1	66.2				
			Maximum	67.6	67.0				
			Minimum	65.0	65.3				

Date	Start Time	Leq (5mins)	Leq (5mins)*	Leq (15mins)	Leq (30mins)	L10 (5mins)	L10 (5mins)*	L90 (5mins)	L90 (5mins)*
2/1/2024	0:01	62.7	65.7	66.8	66.7	64.4	67.4	61.7	64.7
2/1/2024	0:06	64.5	67.5			65.3	68.3	63.4	66.4
2/1/2024	0:11	63.9	66.9			65.2	68.2	62.2	65.2
2/1/2024	0:16	64.4	67.4	66.7		65.1	68.1	64.0	67.0
2/1/2024	0:21	62.3	65.3			62.9	65.9	61.0	64.0
2/1/2024	0:26	64.0	67.0			65.7	68.7	62.2	65.2
2/1/2024	0:31	63.6	66.6	65.3	65.1	64.7	67.7	62.5	65.5
2/1/2024	0:36	61.7	64.7			63.0	66.0	60.9	63.9
2/1/2024	0:41	61.1	64.1			62.8	65.8	59.9	62.9
2/1/2024	0:46	60.8	63.8			61.2	64.2	59.0	62.0
2/1/2024	0:51	63.6	66.6	64.9		64.2	67.2	63.2	66.2
2/1/2024	0:56	60.6	63.6			61.1	64.1	59.9	62.9
2/1/2024	1:01	63.2	66.2	67.1	66.5	64.0	67.0	62.2	65.2
2/1/2024	1:06	64.3	67.3			65.2	68.2	62.8	65.8
2/1/2024	1:11	64.6	67.6			65.9	68.9	63.9	66.9
2/1/2024	1:16	63.0	66.0	65.9		64.4	67.4	61.7	64.7
2/1/2024	1:21	62.0	65.0			63.7	66.7	60.4	63.4
2/1/2024	1:26	63.6	66.6			64.7	67.7	63.1	66.1
2/1/2024	1:31	64.1	67.1	67.3	67.0	64.6	67.6	62.4	65.4
2/1/2024	1:36	63.9	66.9			65.0	68.0	62.6	65.6
2/1/2024	1:41	64.8	67.8			65.8	68.8	63.9	66.9
2/1/2024	1:46	63.5	66.5	66.7		64.3	67.3	61.8	64.8
2/1/2024	1:51	64.2	67.2			65.1	68.1	62.8	65.8
2/1/2024	1:56	63.5	66.5			64.2	67.2	63.0	66.0
2/1/2024	2:01	63.3	66.3	66.3	66.4	64.3	67.3	62.1	65.1
2/1/2024	2:06	63.1	66.1			64.9	67.9	62.2	65.2
2/1/2024	2:11	63.4	66.4			63.8	66.8	62.2	65.2
2/1/2024	2:16	63.8	66.8	66.5		64.4	67.4	62.0	65.0
2/1/2024	2:21	64.3	67.3			65.5	68.5	63.1	66.1
2/1/2024	2:26	62.0	65.0			63.3	66.3	60.8	63.8
2/1/2024	2:31	64.1	67.1	67.0	66.2	65.1	68.1	63.3	66.3
2/1/2024	2:36	63.9	66.9			64.5	67.5	62.5	65.5
2/1/2024	2:41	64.0	67.0			65.5	68.5	62.5	65.5
2/1/2024	2:46	60.8	63.8	65.1		62.1	65.1	59.0	62.0
2/1/2024	2:51	61.2	64.2			62.8	65.8	60.8	63.8
2/1/2024	2:56	63.7	66.7			65.4	68.4	62.0	65.0
2/1/2024	3:01	63.6	66.6	66.2	66.4	64.3	67.3	62.7	65.7
2/1/2024	3:06	62.4	65.4			62.8	65.8	62.0	65.0
2/1/2024	3:11	63.6	66.6			64.6	67.6	63.2	66.2
2/1/2024	3:16	61.0	64.0	66.5		62.4	65.4	60.2	63.2
2/1/2024	3:21	63.9	66.9			64.7	67.7	63.5	66.5
2/1/2024	3:26	64.8	67.8			66.0	69.0	63.2	66.2
2/1/2024	3:31	62.3	65.3	66.5	65.8	63.4	66.4	61.8	64.8
2/1/2024	3:36	63.2	66.2			64.2	67.2	61.6	64.6
2/1/2024	3:41	64.6	67.6			66.4	69.4	63.6	66.6
2/1/2024	3:46	60.7	63.7	65.0		61.3	64.3	58.9	61.9
2/1/2024	3:51	63.8	66.8			65.4	68.4	62.4	65.4
2/1/2024	3:56	60.7	63.7			61.7	64.7	59.3	62.3
2/1/2024	4:01	63.8	66.8	66.8	66.6	64.9	67.9	62.8	65.8
2/1/2024	4:06	63.5	66.5			64.2	67.2	62.8	65.8
2/1/2024	4:11	64.0	67.0			65.2	68.2	63.2	66.2
2/1/2024	4:16	62.2	65.2	66.5		63.9	66.9	60.9	63.9
2/1/2024	4:21	63.0	66.0			64.5	67.5	61.8	64.8
2/1/2024	4:26	64.8	67.8			65.6	68.6	63.6	66.6
2/1/2024	4:31	61.5	64.5	65.3	65.0	62.9	65.9	60.8	63.8
2/1/2024	4:36	63.5	66.5			64.5	67.5	61.8	64.8
2/1/2024	4:41	61.6	64.6			63.2	66.2	60.1	63.1
2/1/2024	4:46	61.5	64.5	64.7		62.7	65.7	60.7	63.7
2/1/2024	4:51	62.4	65.4			62.8	65.8	61.5	64.5
2/1/2024	4:56	61.1	64.1			61.5	64.5	60.5	63.5
2/1/2024	5:01	64.6	67.6	66.5	65.8	65.3	68.3	63.0	66.0
2/1/2024	5:06	64.2	67.2			65.7	68.7	63.1	66.1
2/1/2024	5:11	60.8	63.8			63.0	66.0	59.7	62.7
2/1/2024	5:16	60.9	63.9	64.9		63.2	66.2	58.6	61.6
2/1/2024	5:21	62.1	65.1			63.9	66.9	60.6	63.6
2/1/2024	5:26	62.6	65.6			64.4	67.4	61.7	64.7
2/1/2024	5:31	63.8	66.8	66.1	66.2	65.6	68.6	61.8	64.8
2/1/2024	5:36	62.7	65.7			63.6	66.6	61.8	64.8
2/1/2024	5:41	62.6	65.6			64.0	67.0	60.8	63.8
2/1/2024	5:46	64.0	67.0	66.3		65.1	68.1	62.1	65.1
2/1/2024	5:51	63.4	66.4			65.6	68.6	61.8	64.8
2/1/2024	5:56	62.2	65.2			64.7	67.7	59.7	62.7
2/1/2024	6:01	62.5	65.5	64.9	66.1	63.6	66.6	60.6	63.6
2/1/2024	6:06	60.7	63.7			62.0	65.0	58.5	61.5
2/1/2024	6:11	62.3	65.3			63.3	66.3	60.8	63.8
2/1/2024	6:16	63.6	66.6	67.0		64.7	67.7	61.5	64.5
2/1/2024	6:21	64.4	67.4			65.5	68.5	63.6	66.6
2/1/2024	6:26	64.1	67.1			66.1	69.1	62.8	65.8
2/1/2024	6:31	64.1	67.1	65.4	66.7	64.9	67.9	63.2	66.2
2/1/2024	6:36	61.3	64.3			62.5	65.5	60.5	63.5
2/1/2024	6:41	61.2	64.2			63.7	66.7	60.2	63.2
2/1/2024	6:46	62.6	65.6	67.7		63.5	66.5	60.2	63.2
2/1/2024	6:51	65.6	68.6			67.0	70.0	64.5	67.5
2/1/2024	6:56	65.4	68.4			66.7	69.7	62.9	65.9
2/1/2024	23:01	66.7	69.7	67.9	67.2	67.8	70.8	66.1	69.1
2/1/2024	23:06	63.3	66.3			64.3	67.3	62.2	65.2
2/1/2024	23:11	63.8	66.8			64.3	67.3	62.1	65.1
2/1/2024	23:16	63.2	66.2	66.3		64.3	67.3	62.6	65.6
2/1/2024	23:21	63.6	66.6			64.3	67.3	62.1	65.1
2/1/2024	23:26	63.1	66.1			64.1	67.1	61.5	64.5
2/1/2024	23:31	63.5	66.5	66.8	66.8	64.5	67.5	62.3	65.3
2/1/2024	23:36	64.1	67.1			64.8	67.8	63.2	66.2
2/1/2024	23:41	63.7	66.7			64.8	67.8	62.9	65.9
2/1/2024	23:46	64.9	67.9	66.7		65.6	68.6	64.3	67.3
2/1/2024	23:51	63.2	66.2			64.7	67.7	61.8	64.8
2/1/2024	23:56	62.8	65.8			64.2	67.2	62.4	65.4
			Mean	66.2	66.3				
			Maximum	67.9	67.2				
			Minimum	64.7	65.0				

Station: HC_M3A

Remark: *For Free Field measurement, +3 dB(A) was added to the measured results.

Date	Start Time	Leq (5mins)	Leq (5mins)*	Leq (15mins)	Leq (30mins)	L10 (5mins)	L10 (5mins)*	L90 (5mins)	L90 (5mins)*
3/1/2024	0:01	62.9	65.9	66.1	66.3	63.7	66.7	62.4	65.4
3/1/2024	0:06	62.7	65.7			63.7	66.7	62.0	65.0
3/1/2024	0:11	63.6	66.6			64.0	67.0	62.5	65.5
3/1/2024	0:16	62.2	65.2	66.6		63.1	66.1	60.6	63.6
3/1/2024	0:21	63.4	66.4			63.9	66.9	62.7	65.7
3/1/2024	0:26	64.7	67.7			66.5	69.5	63.8	66.8
3/1/2024	0:31	64.3	67.3	66.6	66.6	66.0	69.0	63.3	66.3
3/1/2024	0:36	64.4	67.4			65.9	68.9	62.9	65.9
3/1/2024	0:41	61.7	64.7			62.6	65.6	60.2	63.2
3/1/2024	0:46	64.4	67.4	66.6		65.3	68.3	62.6	65.6
3/1/2024	0:51	63.4	66.4			65.0	68.0	62.5	65.5
3/1/2024	0:56	62.9	65.9			63.4	66.4	61.5	64.5
3/1/2024	1:01	63.6	66.6	65.9	66.2	64.5	67.5	63.0	66.0
3/1/2024	1:06	63.1	66.1			64.4	67.4	61.9	64.9
3/1/2024	1:11	61.9	64.9			62.3	65.3	60.2	63.2
3/1/2024	1:16	60.6	63.6	66.4		61.8	64.8	59.8	62.8
3/1/2024	1:21	64.2	67.2			65.1	68.1	63.0	66.0
3/1/2024	1:26	64.4	67.4			64.8	67.8	63.0	66.0
3/1/2024	1:31	64.6	67.6	66.8	66.1	65.4	68.4	63.3	66.3
3/1/2024	1:36	64.1	67.1			64.5	67.5	63.1	66.1
3/1/2024	1:41	62.4	65.4			63.0	66.0	61.9	64.9
3/1/2024	1:46	60.7	63.7	65.2		62.3	65.3	59.0	62.0
3/1/2024	1:51	63.0	66.0			64.0	67.0	62.0	65.0
3/1/2024	1:56	62.5	65.5			63.6	66.6	62.0	65.0
3/1/2024	2:01	64.5	67.5	66.7	66.6	66.2	69.2	62.9	65.9
3/1/2024	2:06	64.2	67.2			65.4	68.4	63.3	66.3
3/1/2024	2:11	62.1	65.1			63.9	66.9	60.8	63.8
3/1/2024	2:16	62.6	65.6	66.5		63.5	66.5	61.7	64.7
3/1/2024	2:21	64.1	67.1			65.6	68.6	63.2	66.2
3/1/2024	2:26	63.8	66.8			64.2	67.2	62.0	65.0
3/1/2024	2:31	61.3	64.3	65.7	65.4	62.1	65.1	60.8	63.8
3/1/2024	2:36	63.2	66.2			64.0	67.0	61.5	64.5
3/1/2024	2:41	63.2	66.2			64.8	67.8	62.3	65.3
3/1/2024	2:46	62.4	65.4	65.1		64.2	67.2	61.7	64.7
3/1/2024	2:51	62.8	65.8			64.3	67.3	62.4	65.4
3/1/2024	2:56	60.8	63.8			62.6	65.6	60.1	63.1
3/1/2024	3:01	63.9	66.9	66.1	65.7	64.3	67.3	62.7	65.7
3/1/2024	3:06	62.3	65.3			64.1	67.1	61.0	64.0
3/1/2024	3:11	63.0	66.0			64.6	67.6	61.2	64.2
3/1/2024	3:16	60.9	63.9	65.3		62.5	65.5	59.6	62.6
3/1/2024	3:21	63.5	66.5			65.0	68.0	63.0	66.0
3/1/2024	3:26	62.2	65.2			63.1	66.1	61.6	64.6
3/1/2024	3:31	62.7	65.7	64.8	65.1	64.3	67.3	61.9	64.9
3/1/2024	3:36	61.3	64.3			62.4	65.4	60.0	63.0
3/1/2024	3:41	61.4	64.4			62.2	65.2	60.9	63.9
3/1/2024	3:46	61.3	64.3	65.4		62.5	65.5	60.6	63.6
3/1/2024	3:51	63.1	66.1			64.9	67.9	61.7	64.7
3/1/2024	3:56	62.6	65.6			63.4	66.4	62.0	65.0
3/1/2024	4:01	64.2	67.2	65.5	65.9	65.8	68.8	63.8	66.8
3/1/2024	4:06	60.7	63.7			61.4	64.4	60.2	63.2
3/1/2024	4:11	61.9	64.9			62.9	65.9	61.4	64.4
3/1/2024	4:16	64.4	67.4	66.2		64.8	67.8	63.1	66.1
3/1/2024	4:21	61.8	64.8			63.0	66.0	61.2	64.2
3/1/2024	4:26	62.9	65.9			64.1	67.1	61.8	64.8
3/1/2024	4:31	64.6	67.6	66.0	65.8	65.7	68.7	64.2	67.2
3/1/2024	4:36	62.3	65.3			63.9	66.9	60.9	63.9
3/1/2024	4:41	61.6	64.6			62.5	65.5	61.2	64.2
3/1/2024	4:46	61.9	64.9	65.6		63.0	66.0	61.5	64.5
3/1/2024	4:51	64.2	67.2			64.7	67.7	63.5	66.5
3/1/2024	4:56	61.1	64.1			62.4	65.4	59.9	62.9
3/1/2024	5:01	63.7	66.7	67.2	65.9	64.9	67.9	63.3	66.3
3/1/2024	5:06	64.8	67.8			65.9	68.9	62.9	65.9
3/1/2024	5:11	64.0	67.0			65.4	68.4	62.0	65.0
3/1/2024	5:16	62.0	65.0	64.2		63.7	66.7	60.3	63.3
3/1/2024	5:21	60.5	63.5			62.9	65.9	59.5	62.5
3/1/2024	5:26	60.9	63.9			62.6	65.6	59.2	62.2
3/1/2024	5:31	64.2	67.2	66.1	65.6	66.4	69.4	62.0	65.0
3/1/2024	5:36	62.9	65.9			63.9	66.9	61.5	64.5
3/1/2024	5:41	61.9	64.9			63.5	66.5	60.1	63.1
3/1/2024	5:46	61.6	64.6	65.0		62.8	65.8	60.1	63.1
3/1/2024	5:51	61.1	64.1			62.1	65.1	60.2	63.2
3/1/2024	5:56	63.1	66.1			65.6	68.6	61.7	64.7
3/1/2024	6:01	64.7	67.7	67.1	66.5	66.2	69.2	63.7	66.7
3/1/2024	6:06	64.3	67.3			66.5	69.5	61.8	64.8
3/1/2024	6:11	63.0	66.0			65.3	68.3	61.0	64.0
3/1/2024	6:16	61.9	64.9	65.8		62.7	65.7	59.6	62.6
3/1/2024	6:21	62.6	65.6			64.6	67.6	60.6	63.6
3/1/2024	6:26	63.6	66.6			65.0	68.0	61.9	64.9
3/1/2024	6:31	61.5	64.5	65.8	66.7	62.7	65.7	59.9	62.9
3/1/2024	6:36	62.4	65.4			64.0	67.0	60.8	63.8
3/1/2024	6:41	64.2	67.2			66.1	69.1	63.2	66.2
3/1/2024	6:46	64.0	67.0	67.3		66.1	69.1	62.4	65.4
3/1/2024	6:51	62.2	65.2			64.5	67.5	61.3	64.3
3/1/2024	6:56	66.0	69.0			68.5	71.5	65.1	68.1
			Mean	66.0	66.0				
			Maximum	67.3	66.7				
			Minimum	64.2	65.1				

Summary of Noise Monitoring Results during 23:00 - 07:00 on the next day at HC_M3A		
	Leq (15mins)	**Leq (30mins)**
Mean	66.0	66.0
Maximum	68.9	68.7
Minimum	64.2	64.5

Appendix 3-4 Baseline Noise Monitoring Data – 07:00 - 19:00 at HC_M4

Station: HC_M4

Date	Start Time	Leq (5mins)	Leq (30mins)	L10 (5mins)	L90 (5mins)
20/12/2023	11:48	62.7		65.8	60.0
20/12/2023	11:53	61.7		64.0	59.8
20/12/2023	11:58	64.4	63.4	66.2	61.6
20/12/2023	12:03	64.6		66.0	63.0
20/12/2023	12:08	62.2		63.2	60.2
20/12/2023	12:13	63.8		64.8	62.8
20/12/2023	12:18	65.7		66.9	63.1
20/12/2023	12:23	61.3		64.5	60.3
20/12/2023	12:28	65.1	64.3	67.9	62.6
20/12/2023	12:33	63.8		65.7	60.6
20/12/2023	12:38	65.4		67.5	62.1
20/12/2023	12:43	63.3		65.2	61.5
20/12/2023	12:48	63.6		66.8	62.5
20/12/2023	12:53	66.1		66.9	64.9
20/12/2023	12:58	64.2	64.0	65.2	62.1
20/12/2023	13:03	61.8		65.0	58.6
20/12/2023	13:08	61.5		64.8	59.9
20/12/2023	13:13	64.9		68.2	63.8
20/12/2023	13:18	62.2		64.1	59.9
20/12/2023	13:23	65.3		66.5	62.9
20/12/2023	13:28	64.9	63.6	67.4	62.6
20/12/2023	13:33	61.7		63.8	59.9
20/12/2023	13:38	64.6		66.0	62.1
20/12/2023	13:43	61.4		64.4	59.6
20/12/2023	13:48	63.9		64.8	61.9
20/12/2023	13:53	62.6		63.6	60.0
20/12/2023	13:58	64.5	63.8	65.7	62.7
20/12/2023	14:03	63.4		65.0	62.1
20/12/2023	14:08	65.0		67.2	63.2
20/12/2023	14:13	62.9		64.4	60.6
20/12/2023	14:18	63.7		65.7	61.7
20/12/2023	14:23	62.2		64.9	59.8
20/12/2023	14:28	63.8	63.9	66.4	62.9
20/12/2023	14:33	64.0		66.1	62.5
20/12/2023	14:38	63.6		66.2	60.9
20/12/2023	14:43	65.3		66.5	64.3
20/12/2023	14:48	62.6		65.2	61.4
20/12/2023	14:53	64.9		67.3	62.8
20/12/2023	14:58	66.2	64.4	67.9	64.1
20/12/2023	15:03	65.9		68.3	63.7
20/12/2023	15:08	63.3		65.3	61.6
20/12/2023	15:13	61.8		63.4	59.7
20/12/2023	15:18	63.9		66.1	61.0
20/12/2023	15:23	64.1		64.9	62.4
20/12/2023	15:28	64.1	64.3	66.2	62.9
20/12/2023	15:33	64.0		66.9	62.9
20/12/2023	15:38	65.7		68.4	64.9
20/12/2023	15:43	63.8		65.3	62.4
20/12/2023	15:48	64.6		65.6	62.5
20/12/2023	15:53	65.6		67.8	64.5
20/12/2023	15:58	65.5	65.6	67.8	64.0
20/12/2023	16:03	65.4		67.6	61.9
20/12/2023	16:08	65.5		68.3	62.8
20/12/2023	16:13	66.7		69.8	63.0
20/12/2023	16:18	64.8		66.3	63.9
20/12/2023	16:23	63.5		65.3	61.5
20/12/2023	16:28	65.1	64.6	66.8	62.8
20/12/2023	16:33	63.5		67.1	62.0
20/12/2023	16:38	64.8		67.2	62.8
20/12/2023	16:43	65.3		67.1	62.3
20/12/2023	16:48	64.1		65.4	60.4
20/12/2023	16:53	64.7		67.7	63.4
20/12/2023	16:58	66.0	65.9	68.3	62.5
20/12/2023	17:03	63.5		66.3	62.7
20/12/2023	17:08	68.0		70.1	66.3
20/12/2023	17:13	67.1		69.8	64.8
20/12/2023	17:18	63.4		67.1	61.9
20/12/2023	17:23	66.4		67.9	64.1
20/12/2023	17:28	63.3	65.5	64.8	60.7
20/12/2023	17:33	66.1		68.6	64.8
20/12/2023	17:38	68.1		70.7	65.7
20/12/2023	17:43	63.2		65.6	61.1
20/12/2023	17:48	66.2		68.2	63.4
20/12/2023	17:53	64.7		66.3	63.3
20/12/2023	17:58	67.1	66.3	69.8	64.8
20/12/2023	18:03	67.2		68.7	64.6
20/12/2023	18:08	66.4		68.8	63.6
20/12/2023	18:13	65.9		67.7	63.7
20/12/2023	18:18	65.9		67.2	63.7
20/12/2023	18:23	65.1		67.4	63.9
20/12/2023	18:28	67.3	66.2	70.3	64.8
20/12/2023	18:33	67.4		70.1	64.4
20/12/2023	18:38	64.6		66.1	62.9
20/12/2023	18:43	66.2		67.5	64.3
20/12/2023	18:48	65.0		67.7	63.4
20/12/2023	18:53	63.5		64.8	61.9
20/12/2023	18:58	63.8		65.8	61.3
		Mean	64.7		
		Maximum	66.3		
		Minimum	63.4		

Date	Start Time	Leq (5mins)	Leq (30mins)	L10 (5mins)	L90 (5mins)
21/12/2023	7:03	62.2		63.0	60.6
21/12/2023	7:08	62.0		63.4	61.3
21/12/2023	7:13	61.3	61.8	62.4	60.1
21/12/2023	7:18	61.6		62.4	60.7
21/12/2023	7:23	61.7		62.8	59.8
21/12/2023	7:28	61.7		63.2	60.4
21/12/2023	7:33	61.1		63.0	60.5
21/12/2023	7:38	62.6		63.9	61.1
21/12/2023	7:43	62.6	62.3	63.6	61.3
21/12/2023	7:48	62.6		63.3	60.9
21/12/2023	7:53	61.7		62.9	60.3
21/12/2023	7:58	62.7		63.4	61.7
21/12/2023	8:03	62.6		64.0	60.9
21/12/2023	8:08	62.3		63.5	61.4
21/12/2023	8:13	62.2	62.6	63.8	61.0
21/12/2023	8:18	63.2		65.0	61.8
21/12/2023	8:23	62.0		62.8	61.4
21/12/2023	8:28	63.1		64.7	61.9
21/12/2023	8:33	61.9		62.8	60.1
21/12/2023	8:38	62.9		64.8	61.5
21/12/2023	8:43	61.9	62.7	63.4	61.1
21/12/2023	8:48	63.2		64.1	61.5
21/12/2023	8:53	63.3		64.1	61.9
21/12/2023	8:58	63.0		64.3	62.1
21/12/2023	9:03	62.1		63.1	60.7
21/12/2023	9:08	62.2		62.9	60.7
21/12/2023	9:13	62.7	63.1	63.9	61.0
21/12/2023	9:18	63.3		64.4	62.2
21/12/2023	9:23	63.8		65.0	62.0
21/12/2023	9:28	64.0		65.4	62.7
21/12/2023	9:33	63.0		64.7	61.8
21/12/2023	9:38	63.2		64.9	62.4
21/12/2023	9:43	64.2	63.3	65.6	62.6
21/12/2023	9:48	62.7		63.5	61.9
21/12/2023	9:53	63.6		64.5	62.4
21/12/2023	9:58	62.9		63.6	61.2
21/12/2023	10:03	64.5		66.0	62.7
21/12/2023	10:08	65.5		66.9	63.9
21/12/2023	10:13	63.9	64.7	65.2	62.1
21/12/2023	10:18	65.0		66.3	63.1
21/12/2023	10:23	65.0		66.6	64.1
21/12/2023	10:28	63.9		65.5	62.0
21/12/2023	10:33	63.7		64.3	62.2
21/12/2023	10:38	64.6		65.5	63.1
21/12/2023	10:43	63.7	64.3	65.2	63.0
21/12/2023	10:48	63.9		65.1	62.0
21/12/2023	10:53	64.9		65.9	63.0
21/12/2023	10:58	64.7		65.8	63.5
21/12/2023	11:03	65.6		67.3	64.0
21/12/2023	11:08	65.6		67.0	64.6
21/12/2023	11:13	65.9	65.6	67.0	65.1
21/12/2023	11:18	65.1		66.5	64.5
21/12/2023	11:23	64.5		66.1	63.3
21/12/2023	11:28	66.5		68.4	65.2
21/12/2023	11:33	64.2		65.4	62.8
21/12/2023	11:38	65.2		66.0	63.7
21/12/2023	11:43	64.8	64.7	66.2	64.2
21/12/2023	11:48	64.5		65.5	63.9
21/12/2023	11:53	65.4		66.7	63.7
21/12/2023	11:58	64.0		64.9	62.6
21/12/2023	12:03	63.8		65.4	62.3
21/12/2023	12:08	66.3		67.3	64.8
21/12/2023	12:13	63.5	64.7	64.3	62.3
21/12/2023	12:18	65.8		67.7	64.7
21/12/2023	12:23	62.7		63.8	62.1
21/12/2023	12:28	65.2		65.9	63.8
21/12/2023	12:33	62.5		64.4	60.7
21/12/2023	12:38	64.2		65.2	62.6
21/12/2023	12:43	61.7	62.5	63.5	60.1
21/12/2023	12:48	62.0		63.5	60.3
21/12/2023	12:53	61.9		62.9	61.3
21/12/2023	12:58	62.3		63.1	60.9
21/12/2023	13:03	62.0		63.9	60.4
21/12/2023	13:08	63.6		64.4	62.8
21/12/2023	13:13	64.5	63.7	65.7	63.1
21/12/2023	13:18	63.5		64.4	62.1
21/12/2023	13:23	65.5		67.3	64.3
21/12/2023	13:28	62.3		63.0	61.4
21/12/2023	13:33	62.5		63.3	60.9
21/12/2023	13:38	63.3		64.0	62.1
21/12/2023	13:43	63.0	63.6	63.9	61.4
21/12/2023	13:48	62.9		64.7	61.4
21/12/2023	13:53	62.1		63.8	60.4
21/12/2023	13:58	66.4		67.9	64.8
21/12/2023	14:03	64.1		65.0	62.2
21/12/2023	14:08	61.3	64.7	62.4	60.3
21/12/2023	14:13	64.6		65.3	63.2
21/12/2023	14:18	66.0		67.9	64.9
21/12/2023	14:23	65.8		67.1	64.9
21/12/2023	14:28	65.0		66.6	64.1
21/12/2023	14:33	63.6		65.3	63.0
21/12/2023	14:38	61.8		62.7	59.9
21/12/2023	14:43	65.8	64.2	67.2	64.5
21/12/2023	14:48	65.9		67.5	65.1
21/12/2023	14:53	63.3		64.6	62.1
21/12/2023	14:58	63.3		64.1	62.6
21/12/2023	15:03	63.4		64.2	62.3
21/12/2023	15:08	61.3		62.4	60.4
21/12/2023	15:13	66.1	63.4	67.2	64.2
21/12/2023	15:18	61.5		62.2	60.2
21/12/2023	15:23	62.7		64.5	60.9
21/12/2023	15:28	63.3		64.8	62.0
21/12/2023	15:33	65.3		66.0	64.7
21/12/2023	15:38	66.9		68.2	65.2
21/12/2023	15:43	64.1	64.8	65.8	63.1
21/12/2023	15:48	63.7		65.2	61.8
21/12/2023	15:53	63.6		65.1	62.4
21/12/2023	15:58	64.4		66.1	63.8
21/12/2023	16:03	65.9		66.6	64.6
21/12/2023	16:08	65.9		66.9	64.4
21/12/2023	16:13	64.6	64.8	65.9	63.7
21/12/2023	16:18	63.4		64.8	61.8
21/12/2023	16:23	63.9		64.5	62.6
21/12/2023	16:28	64.2		65.6	62.3
21/12/2023	16:33	63.0		64.5	62.1
21/12/2023	16:38	65.9		67.3	64.8
21/12/2023	16:43	62.8	64.9	63.8	61.7
21/12/2023	16:48	66.2		67.1	65.2
21/12/2023	16:53	65.8		66.4	64.3
21/12/2023	16:58	64.7		65.7	63.9
21/12/2023	17:03	65.2		66.5	64.0
21/12/2023	17:08	63.7		64.5	61.9
21/12/2023	17:13	67.5	66.7	69.1	65.6
21/12/2023	17:18	66.8		68.3	65.0
21/12/2023	17:23	68.0		69.5	66.4
21/12/2023	17:28	67.7		68.3	66.4
21/12/2023	17:33	64.1		64.9	62.9
21/12/2023	17:38	64.2		65.1	62.5
21/12/2023	17:43	65.2	65.5	65.9	64.0
21/12/2023	17:48	66.7		68.4	65.7
21/12/2023	17:53	65.0		66.0	64.4
21/12/2023	17:58	66.8		67.8	65.0
21/12/2023	18:03	66.9		67.7	65.1
21/12/2023	18:08	67.5		68.7	66.9
21/12/2023	18:13	64.6	66.4	65.8	63.9
21/12/2023	18:18	65.2		66.2	64.5
21/12/2023	18:23	67.6		68.2	65.7
21/12/2023	18:28	65.5		66.1	64.5
21/12/2023	18:33	65.4		66.8	63.9
21/12/2023	18:38	65.1		65.8	63.3
21/12/2023	18:43	64.4	64.5	65.6	62.7
21/12/2023	18:48	63.7		65.6	61.9
21/12/2023	18:53	63.4		64.8	61.8
21/12/2023	18:58	64.7		65.4	63.0
		Mean	64.1		
		Maximum	66.7		
		Minimum	61.8		

Date	Start Time	Leq (5mins)	Leq (30mins)	L10 (5mins)	L90 (5mins)
22/12/2023	7:03	59.7		61.4	58.5
22/12/2023	7:08	61.3		62.3	60.0
22/12/2023	7:13	60.6	61.1	61.4	59.7
22/12/2023	7:18	60.7		62.2	59.9
22/12/2023	7:23	61.8		62.5	60.6
22/12/2023	7:28	61.9		63.5	60.9
22/12/2023	7:33	62.1		64.0	61.2
22/12/2023	7:38	62.4		64.2	61.3
22/12/2023	7:43	62.5	62.4	64.1	61.0
22/12/2023	7:48	62.1		63.2	61.4
22/12/2023	7:53	62.0		63.2	60.7
22/12/2023	7:58	63.0		64.8	61.4
22/12/2023	8:03	61.7		63.1	60.0
22/12/2023	8:08	62.1		63.4	60.9
22/12/2023	8:13	61.9	62.1	63.8	60.6
22/12/2023	8:18	62.2		63.0	61.4
22/12/2023	8:23	62.7		64.3	60.9
22/12/2023	8:28	61.9		63.7	60.3
22/12/2023	8:33	61.9		63.5	60.1
22/12/2023	8:38	63.2		64.4	61.6
22/12/2023	8:43	63.3	62.6	64.0	61.4
22/12/2023	8:48	61.9		63.1	61.0
22/12/2023	8:53	63.1		64.2	62.2
22/12/2023	8:58	61.7		63.3	60.8
22/12/2023	9:03	63.3		64.9	62.1
22/12/2023	9:08	63.1		64.4	62.3
22/12/2023	9:13	62.2	63.2	63.2	60.5
22/12/2023	9:18	63.4		65.0	61.6
22/12/2023	9:23	64.3		65.3	63.3
22/12/2023	9:28	62.9		63.7	61.2
22/12/2023	9:33	63.4		64.6	62.5
22/12/2023	9:38	63.6		64.3	63.0
22/12/2023	9:43	62.9	63.3	64.8	61.4
22/12/2023	9:48	63.1		64.2	61.2
22/12/2023	9:53	63.7		65.6	62.7
22/12/2023	9:58	63.0		64.1	61.5
22/12/2023	10:03	63.2		63.8	62.2
22/12/2023	10:08	64.2		65.7	63.5
22/12/2023	10:13	65.0		66.9	63.9
22/12/2023	10:24	64.3		65.5	63.6
22/12/2023	10:29	65.6		66.7	64.7
22/12/2023	10:34	64.4		65.5	63.3
22/12/2023	10:39	64.8		65.6	63.1
22/12/2023	10:44	64.3	64.3	65.8	62.4
22/12/2023	10:49	63.7		64.4	62.6
22/12/2023	10:54	64.2		66.1	62.5
22/12/2023	10:59	64.4		65.4	63.2
22/12/2023	11:04	64.2		65.2	62.6
22/12/2023	11:09	63.9		64.6	62.6
22/12/2023	11:14	65.2	64.8	66.1	63.3
22/12/2023	11:19	63.8		65.3	63.2
22/12/2023	11:24	64.5		66.0	63.1
22/12/2023	11:29	66.5		68.2	65.9
22/12/2023	11:34	64.8		66.3	63.3
22/12/2023	11:39	65.3		66.5	63.9
22/12/2023	11:44	65.4	65.2	66.3	64.5
22/12/2023	11:49	65.8		67.6	64.3
22/12/2023	11:54	65.4		66.6	64.0
22/12/2023	11:59	64.7		65.8	64.1
22/12/2023	12:04	65.5		66.2	64.5
22/12/2023	12:09	64.4		65.5	62.5
22/12/2023	12:14	62.7	64.0	63.8	61.6
22/12/2023	12:19	65.9		67.3	65.3
22/12/2023	12:24	62.5		63.9	61.1
22/12/2023	12:29	61.4		62.1	60.5
22/12/2023	12:34	61.3		62.8	60.0
22/12/2023	12:39	62.0		63.2	60.5
22/12/2023	12:44	65.5	63.3	67.0	64.4
22/12/2023	12:49	64.1		65.1	63.0
22/12/2023	12:54	62.7		63.7	61.3
22/12/2023	12:59	62.6		63.5	61.9
22/12/2023	13:04	66.0		67.4	65.0
22/12/2023	13:09	61.6		62.9	60.3
22/12/2023	13:14	61.8	64.5	62.9	60.0
22/12/2023	13:19	65.7		67.6	64.7
22/12/2023	13:24	64.6		65.4	63.1
22/12/2023	13:29	65.1		67.0	63.7
22/12/2023	13:34	63.7		65.2	62.7
22/12/2023	13:39	66.2		67.6	65.0
22/12/2023	13:44	62.8	64.7	64.1	61.0
22/12/2023	13:49	65.7		67.0	65.0
22/12/2023	13:54	61.4		62.3	60.8
22/12/2023	13:59	66.4		67.3	64.8
22/12/2023	14:04	66.4		67.3	65.8
22/12/2023	14:09	63.4		65.2	62.5
22/12/2023	14:14	62.3	64.0	63.6	61.0
22/12/2023	14:19	61.8		63.7	61.0
22/12/2023	14:24	64.9		66.5	64.0
22/12/2023	14:29	63.5		64.5	62.0
22/12/2023	14:34	61.6		63.1	60.9
22/12/2023	14:39	64.2		65.5	62.3
22/12/2023	14:44	65.6	63.9	67.0	64.2
22/12/2023	14:49	61.8		63.7	60.4
22/12/2023	14:54	63.1		63.7	61.8
22/12/2023	14:59	65.5		67.2	64.1
22/12/2023	15:04	61.3		61.9	59.7
22/12/2023	15:09	61.8		62.5	61.0
22/12/2023	15:14	66.2	64.5	68.1	64.5
22/12/2023	15:19	66.4		68.3	64.8
22/12/2023	15:24	64.6		65.4	63.9
22/12/2023	15:29	63.9		65.3	62.3
22/12/2023	15:34	61.3		62.7	59.5
22/12/2023	15:39	65.4		66.1	63.6
22/12/2023	15:44	65.0	65.1	66.2	64.4
22/12/2023	15:49	66.8		68.6	65.2
22/12/2023	15:54	66.8		68.4	66.1
22/12/2023	15:59	62.7		64.0	60.8
22/12/2023	16:04	65.0		66.5	63.2
22/12/2023	16:09	62.9		63.6	61.5
22/12/2023	16:14	66.0	64.7	67.4	64.6
22/12/2023	16:19	62.7		63.4	61.8
22/12/2023	16:24	64.5		65.2	62.7
22/12/2023	16:29	65.8		67.7	64.2
22/12/2023	16:34	66.1		67.2	64.4
22/12/2023	16:39	63.3		64.1	62.4
22/12/2023	16:44	64.3	64.6	64.9	62.5
22/12/2023	16:49	63.3		65.1	61.6
22/12/2023	16:54	63.3		64.9	61.7
22/12/2023	16:59	66.0		67.8	64.7
22/12/2023	17:04	63.8		65.0	62.3
22/12/2023	17:09	65.3		66.4	64.2
22/12/2023	17:14	65.7	65.7	67.2	64.3
22/12/2023	17:19	67.1		68.6	65.6
22/12/2023	17:24	66.0		67.3	64.2
22/12/2023	17:29	65.9		67.6	64.4
22/12/2023	17:34	67.0		68.3	65.5
22/12/2023	17:39	66.1	66.7	67.4	64.7
22/12/2023	17:44	65.5		66.5	63.7
22/12/2023	17:49	66.2		67.4	64.8
22/12/2023	17:54	67.5		69.2	65.6
22/12/2023	17:59	67.4		69.2	66.0
22/12/2023	18:04	66.3		67.4	65.5
22/12/2023	18:09	63.2		63.8	61.4
22/12/2023	18:14	66.7	65.5	67.4	65.5
22/12/2023	18:19	64.0		65.8	63.4
22/12/2023	18:24	65.0		66.9	64.0
22/12/2023	18:29	66.5		67.9	64.8
22/12/2023	18:34	63.4		65.3	62.2
22/12/2023	18:39	64.0		65.8	62.1
22/12/2023	18:44	66.0	64.8	67.7	64.8
22/12/2023	18:49	66.5		68.4	65.1
22/12/2023	18:54	63.1		64.3	61.8
22/12/2023	18:59	64.4		65.3	63.4
		Mean	64.1		
		Maximum	66.7		
		Minimum	61.1		

Station: HC_M4

Date	Start Time	Leq (5mins)	Leq (30mins)	L10 (5mins)	L90 (5mins)
23/12/2023	7:04	59.3		60.3	57.4
23/12/2023	7:09	59.9		61.5	58.2
23/12/2023	7:14	60.3	60.4	61.1	58.9
23/12/2023	7:19	60.9		62.3	59.9
23/12/2023	7:24	60.9		62.1	60.2
23/12/2023	7:29	61.1		62.2	59.6
23/12/2023	7:34	61.4		62.9	60.2
23/12/2023	7:39	61.7		62.7	60.6
23/12/2023	7:44	62.4	61.8	63.0	61.6
23/12/2023	7:49	60.4		61.3	59.1
23/12/2023	7:54	61.9		63.2	61.1
23/12/2023	7:59	62.8		63.7	61.2
23/12/2023	8:04	63.2		64.2	61.7
23/12/2023	8:09	63.1		64.9	62.3
23/12/2023	8:14	62.6	62.7	63.5	61.1
23/12/2023	8:19	62.0		63.3	61.2
23/12/2023	8:24	63.2		64.8	62.5
23/12/2023	8:29	61.7		62.6	60.9
23/12/2023	8:34	62.4		63.6	60.5
23/12/2023	8:39	62.7		63.9	60.8
23/12/2023	8:44	62.1	62.2	63.3	60.8
23/12/2023	8:49	62.4		63.7	61.2
23/12/2023	8:54	61.9		63.8	60.4
23/12/2023	8:59	61.7		62.7	60.8
23/12/2023	9:04	62.4		63.4	61.1
23/12/2023	9:09	62.0		63.2	60.8
23/12/2023	9:14	62.5	62.7	63.9	60.8
23/12/2023	9:19	61.9		63.8	60.3
23/12/2023	9:24	63.2		63.9	62.1
23/12/2023	9:29	63.9		64.5	62.8
23/12/2023	9:34	63.3		64.0	61.6
23/12/2023	9:39	64.1		65.4	62.2
23/12/2023	9:44	63.7	63.7	64.3	63.0
23/12/2023	9:49	63.5		64.7	61.7
23/12/2023	9:54	63.6		65.2	62.9
23/12/2023	9:59	63.7		64.5	63.0
23/12/2023	10:04	63.3		64.3	61.6
23/12/2023	10:09	63.6		65.5	62.3
23/12/2023	10:14	62.8	64.1	63.4	62.0
23/12/2023	10:19	64.3		66.1	63.6
23/12/2023	10:24	65.2		66.3	63.7
23/12/2023	10:29	64.7		65.7	63.4
23/12/2023	10:34	65.1		67.0	63.2
23/12/2023	10:39	64.7		66.3	63.8
23/12/2023	10:44	64.9	65.0	66.5	63.8
23/12/2023	10:49	65.5		66.3	64.0
23/12/2023	10:54	65.6		66.2	64.3
23/12/2023	10:59	63.9		64.7	62.0
23/12/2023	11:04	64.5		66.4	63.6
23/12/2023	11:09	65.6	65.1	66.7	64.7
23/12/2023	11:14	65.2		66.8	64.2
23/12/2023	11:19	65.4		66.3	64.4
23/12/2023	11:24	65.0		66.0	63.3
23/12/2023	11:29	64.9		66.0	63.4
23/12/2023	11:34	66.0		67.6	64.3
23/12/2023	11:39	66.0	66.3	67.2	64.6
23/12/2023	11:44	66.3		68.1	65.1
23/12/2023	11:49	66.4		67.9	64.5
23/12/2023	11:54	66.8		68.1	65.1
23/12/2023	11:59	66.0		67.3	65.4
23/12/2023	12:04	66.1		67.8	64.3
23/12/2023	12:09	63.0		64.7	61.2
23/12/2023	12:14	65.6	64.6	66.2	63.8
23/12/2023	12:19	65.8		66.7	64.6
23/12/2023	12:24	63.3		64.0	62.7
23/12/2023	12:29	62.5		63.8	60.9
23/12/2023	12:34	62.7		63.3	61.2
23/12/2023	12:39	65.8		67.5	64.0
23/12/2023	12:44	63.2	64.2	63.8	61.8
23/12/2023	12:49	62.5		63.3	61.1
23/12/2023	12:54	63.9		64.7	62.2
23/12/2023	12:59	65.9		67.0	65.2
23/12/2023	13:04	62.7		63.7	61.9
23/12/2023	13:09	64.8		66.1	63.6
23/12/2023	13:14	63.3	63.3	64.3	62.4
23/12/2023	13:19	62.8		63.4	62.1
23/12/2023	13:24	63.9		64.9	62.0
23/12/2023	13:29	61.8		63.2	60.9
23/12/2023	13:34	65.9		66.8	64.2
23/12/2023	13:39	62.1		62.9	61.5
23/12/2023	13:44	61.5	63.7	63.2	59.7
23/12/2023	13:49	63.4		64.3	61.7
23/12/2023	13:54	61.3		62.6	59.6
23/12/2023	13:59	65.6		66.8	64.7
23/12/2023	14:04	62.9		64.8	62.3
23/12/2023	14:09	61.5	63.6	62.9	60.8
23/12/2023	14:14	65.3		67.1	64.6
23/12/2023	14:19	62.0		62.8	60.6
23/12/2023	14:24	65.6		66.2	64.5
23/12/2023	14:29	62.4		63.8	61.3
23/12/2023	14:34	62.7		63.7	62.1
23/12/2023	14:39	63.9	63.9	64.9	62.5
23/12/2023	14:44	66.4		67.3	64.9
23/12/2023	14:49	64.5		65.3	63.0
23/12/2023	14:54	61.8		63.7	60.4
23/12/2023	14:59	62.3		63.6	61.4
23/12/2023	15:04	62.8		64.3	62.0
23/12/2023	15:09	65.4		66.2	63.9
23/12/2023	15:14	61.7	64.0	63.2	60.3
23/12/2023	15:19	63.2		65.1	61.4
23/12/2023	15:24	66.1		68.0	65.5
23/12/2023	15:29	63.3		63.9	61.7
23/12/2023	15:34	61.8		63.4	60.8
23/12/2023	15:39	62.1		63.7	60.5
23/12/2023	15:44	66.5	64.4	67.7	65.5
23/12/2023	15:49	66.0		66.6	64.8
23/12/2023	15:54	64.1		64.7	62.5
23/12/2023	15:59	63.9		64.8	62.4
23/12/2023	16:04	65.8		66.5	64.1
23/12/2023	16:09	65.9		67.1	64.8
23/12/2023	16:14	66.1	66.0	66.9	64.7
23/12/2023	16:19	65.9		67.7	64.7
23/12/2023	16:24	65.8		66.5	63.9
23/12/2023	16:29	66.7		68.1	65.9
23/12/2023	16:34	63.1		64.9	62.1
23/12/2023	16:39	65.9	64.4	67.5	65.2
23/12/2023	16:44	63.9		65.7	62.1
23/12/2023	16:49	65.4		66.2	64.8
23/12/2023	16:54	64.2		65.5	63.4
23/12/2023	16:59	63.2		65.1	62.1
23/12/2023	17:04	64.0		65.0	63.0
23/12/2023	17:09	65.2		66.4	64.2
23/12/2023	17:14	66.3	65.0	66.9	64.5
23/12/2023	17:19	63.8		65.4	62.3
23/12/2023	17:24	63.3		64.4	62.5
23/12/2023	17:29	66.2		67.5	64.8
23/12/2023	17:34	67.8		69.3	66.4
23/12/2023	17:39	66.1	66.3	68.0	64.6
23/12/2023	17:44	63.7		65.5	62.1
23/12/2023	17:49	67.9		68.8	67.1
23/12/2023	17:54	65.0		66.6	64.1
23/12/2023	17:59	65.5		67.3	64.5
23/12/2023	18:04	63.8		64.7	62.3
23/12/2023	18:09	63.8		65.7	62.0
23/12/2023	18:14	67.0	64.8	67.7	66.0
23/12/2023	18:19	63.3		64.2	62.3
23/12/2023	18:24	65.2		67.1	64.0
23/12/2023	18:29	64.5		66.4	63.0
23/12/2023	18:34	65.3		66.5	63.4
23/12/2023	18:39	63.9		65.0	63.1
23/12/2023	18:44	66.8	65.4	68.7	65.5
23/12/2023	18:49	65.3		67.1	63.7
23/12/2023	18:54	66.2		67.5	64.8
23/12/2023	18:59	63.9		64.5	63.2
		Mean	64.1		
		Maximum	66.3		
		Minimum	60.4		

Date	Start Time	Leq (5mins)	Leq (30mins)	L10 (5mins)	L90 (5mins)
24/12/2023	7:04	58.9		60.3	58.0
24/12/2023	7:09	58.5		59.2	57.0
24/12/2023	7:14	59.1	60.0	60.0	58.5
24/12/2023	7:19	59.5		61.0	57.8
24/12/2023	7:24	60.5		62.4	59.3
24/12/2023	7:29	62.4		63.8	61.7
24/12/2023	7:34	61.4		63.3	60.1
24/12/2023	7:39	61.0		62.8	59.8
24/12/2023	7:44	62.2	61.2	64.0	61.4
24/12/2023	7:49	60.3		61.3	59.3
24/12/2023	7:54	60.2		62.0	59.4
24/12/2023	7:59	61.7		62.6	60.0
24/12/2023	8:04	61.8		63.0	60.9
24/12/2023	8:09	62.6		64.4	61.3
24/12/2023	8:14	61.9	62.5	63.7	61.1
24/12/2023	8:19	62.8		63.8	61.8
24/12/2023	8:24	63.2		63.8	62.1
24/12/2023	8:29	62.8		63.9	60.9
24/12/2023	8:34	63.3		64.4	62.4
24/12/2023	8:39	62.7		64.0	61.2
24/12/2023	8:44	62.0	62.5	63.6	60.8
24/12/2023	8:49	62.9		63.6	61.5
24/12/2023	8:54	62.0		63.4	61.2
24/12/2023	8:59	61.9		62.8	61.0
24/12/2023	9:04	63.2		64.8	62.3
24/12/2023	9:09	62.7		63.3	61.0
24/12/2023	9:14	62.7	62.6	63.5	61.7
24/12/2023	9:19	63.0		64.7	62.1
24/12/2023	9:24	62.0		63.8	60.6
24/12/2023	9:29	62.1		64.0	61.4
24/12/2023	9:34	63.2		64.4	62.5
24/12/2023	9:39	63.2		64.0	61.3
24/12/2023	9:44	62.7	63.2	64.1	61.9
24/12/2023	9:49	63.2		64.2	62.0
24/12/2023	9:54	63.9		65.2	62.5
24/12/2023	9:59	62.8		64.2	60.9
24/12/2023	10:04	63.8		65.4	63.2
24/12/2023	10:09	63.9		65.1	63.1
24/12/2023	10:14	62.7	64.1	63.7	61.9
24/12/2023	10:19	63.7		64.3	62.4
24/12/2023	10:24	65.3		66.2	64.0
24/12/2023	10:29	64.7		65.3	64.1
24/12/2023	10:34	64.4		65.8	63.4
24/12/2023	10:39	64.5		65.9	63.6
24/12/2023	10:44	63.8	64.7	64.8	62.7
24/12/2023	10:49	65.3		67.0	64.7
24/12/2023	10:54	65.6		66.4	63.9
24/12/2023	10:59	64.4		65.7	63.2
24/12/2023	11:04	64.0		65.5	63.4
24/12/2023	11:09	64.5	64.5	65.5	63.7
24/12/2023	11:14	64.8		66.4	63.0
24/12/2023	11:19	64.7		65.4	64.1
24/12/2023	11:24	65.0		66.5	63.1
24/12/2023	11:29	63.7		65.0	62.3
24/12/2023	11:34	65.8		66.9	64.1
24/12/2023	11:39	66.3	65.8	67.6	65.6
24/12/2023	11:44	66.6		67.4	64.9
24/12/2023	11:49	64.8		65.4	63.1
24/12/2023	11:54	64.4		65.3	62.5
24/12/2023	11:59	66.6		68.3	65.2
24/12/2023	12:04	65.5	64.5	66.5	64.5
24/12/2023	12:09	64.8		66.7	63.0
24/12/2023	12:14	64.1	64.5	64.7	62.2
24/12/2023	12:19	62.5		63.1	61.6
24/12/2023	12:24	65.8		66.7	65.1
24/12/2023	12:29	63.1		64.1	62.4
24/12/2023	12:34	64.1		65.3	62.6
24/12/2023	12:39	65.3	64.1	66.6	64.2
24/12/2023	12:44	61.3		62.7	59.8
24/12/2023	12:49	61.8		62.8	60.1
24/12/2023	12:54	64.4		66.1	63.5
24/12/2023	12:59	65.7		67.4	64.8
24/12/2023	13:04	64.7		65.7	63.5
24/12/2023	13:09	61.9		62.5	60.6
24/12/2023	13:14	62.7	63.4	63.3	62.0
24/12/2023	13:19	64.6		65.9	63.4
24/12/2023	13:24	64.0		65.8	62.8
24/12/2023	13:29	61.7		62.6	60.5
24/12/2023	13:34	65.6		66.6	63.8
24/12/2023	13:39	63.3		65.0	62.4
24/12/2023	13:44	66.2	65.1	67.0	65.4
24/12/2023	13:49	63.7		64.6	62.1
24/12/2023	13:54	65.8		67.5	64.2
24/12/2023	13:59	65.0		66.9	63.1
24/12/2023	14:04	63.2		64.8	61.4
24/12/2023	14:09	64.3		65.4	62.7
24/12/2023	14:14	65.5	64.7	66.9	64.8
24/12/2023	14:19	66.2		66.8	65.5
24/12/2023	14:24	64.6		65.4	63.1
24/12/2023	14:29	63.8		65.1	62.7
24/12/2023	14:34	65.6		67.3	64.0
24/12/2023	14:39	64.1	63.5	65.5	62.5
24/12/2023	14:44	62.2		63.9	60.6
24/12/2023	14:49	61.7		63.1	60.3
24/12/2023	14:54	63.6		65.0	62.0
24/12/2023	14:59	62.3		63.0	61.3
24/12/2023	15:04	61.4		62.1	60.0
24/12/2023	15:09	63.8		65.6	63.1
24/12/2023	15:14	66.3	64.4	67.7	65.3
24/12/2023	15:19	66.2		67.7	65.2
24/12/2023	15:24	64.6		65.6	63.2
24/12/2023	15:29	61.3		63.0	60.2
24/12/2023	15:34	65.5		67.1	64.8
24/12/2023	15:39	63.1		63.8	61.9
24/12/2023	15:44	61.7	64.8	63.4	60.1
24/12/2023	15:49	66.6		68.5	65.5
24/12/2023	15:54	63.1		64.9	61.7
24/12/2023	15:59	66.4		67.2	64.6
24/12/2023	16:04	62.7		64.3	61.9
24/12/2023	16:09	64.2		65.6	62.3
24/12/2023	16:14	65.9	65.2	66.9	64.1
24/12/2023	16:19	66.2		67.0	64.5
24/12/2023	16:24	66.0		67.7	64.4
24/12/2023	16:29	65.4		67.3	63.8
24/12/2023	16:34	65.6		67.0	63.9
24/12/2023	16:39	64.6	65.2	65.4	62.7
24/12/2023	16:44	65.6		66.2	64.9
24/12/2023	16:49	65.0		66.4	63.3
24/12/2023	16:54	65.4		66.8	63.5
24/12/2023	16:59	64.9		65.5	63.0
24/12/2023	17:04	62.9		64.0	62.3
24/12/2023	17:09	66.3		67.8	65.6
24/12/2023	17:14	65.9	66.0	66.6	64.9
24/12/2023	17:19	64.8		66.6	62.9
24/12/2023	17:24	65.9		67.6	65.2
24/12/2023	17:29	68.2		69.1	67.0
24/12/2023	17:34	68.1		69.3	67.0
24/12/2023	17:39	65.1	65.9	66.1	63.9
24/12/2023	17:44	63.3		65.2	61.5
24/12/2023	17:49	63.9		65.7	62.8
24/12/2023	17:54	67.3		68.6	66.0
24/12/2023	17:59	65.7		67.2	64.9
24/12/2023	18:04	67.9		69.8	66.2
24/12/2023	18:09	66.7		67.4	65.8
24/12/2023	18:14	65.7	66.6	67.5	65.0
24/12/2023	18:19	66.8		68.4	66.1
24/12/2023	18:24	66.1		67.9	65.5
24/12/2023	18:29	66.3		67.9	64.4
24/12/2023	18:34	64.7		66.3	62.8
24/12/2023	18:39	65.0		66.9	64.2
24/12/2023	18:44	66.7	66.4	68.2	65.1
24/12/2023	18:49	66.4		67.2	64.6
24/12/2023	18:54	67.8		68.4	66.6
24/12/2023	18:59	66.8		68.7	65.1
		Mean	64.2		
		Maximum	66.6		
		Minimum	60.0		

Date	Start Time	Leq (5mins)	Leq (30mins)	L10 (5mins)	L90 (5mins)
25/12/2023	7:04	60.4		62.1	58.6
25/12/2023	7:09	58.4		59.2	56.8
25/12/2023	7:14	58.6	59.6	60.4	57.2
25/12/2023	7:19	59.8		60.9	58.8
25/12/2023	7:24	59.4		60.3	58.8
25/12/2023	7:29	60.6		62.1	59.5
25/12/2023	7:34	61.7		63.5	60.6
25/12/2023	7:39	60.9		61.8	59.4
25/12/2023	7:44	61.1	61.0	62.5	59.6
25/12/2023	7:49	61.2		62.7	59.9
25/12/2023	7:54	60.2		61.8	59.6
25/12/2023	7:59	61.0		62.6	60.1
25/12/2023	8:04	62.4		63.0	60.8
25/12/2023	8:09	63.0		64.1	61.5
25/12/2023	8:14	62.6	62.5	63.7	61.2
25/12/2023	8:19	62.7		64.4	61.2
25/12/2023	8:24	62.4		63.3	60.6
25/12/2023	8:29	62.1		63.3	60.9
25/12/2023	8:34	62.1		62.7	60.8
25/12/2023	8:39	62.8		64.4	61.6
25/12/2023	8:44	62.4	62.8	63.0	61.1
25/12/2023	8:49	63.0		63.6	61.2
25/12/2023	8:54	63.2		64.5	61.8
25/12/2023	8:59	63.3		64.1	62.5
25/12/2023	9:04	61.7		62.5	60.3
25/12/2023	9:09	62.0		63.3	60.8
25/12/2023	9:14	62.8	62.4	64.6	61.7
25/12/2023	9:19	62.9		63.8	61.4
25/12/2023	9:24	62.1		63.4	60.5
25/12/2023	9:29	62.6		63.4	60.7
25/12/2023	9:34	62.1		63.3	61.4
25/12/2023	9:39	63.8		65.4	62.5
25/12/2023	9:44	63.4	63.3	64.4	62.7
25/12/2023	9:49	64.0		64.6	62.4
25/12/2023	9:54	63.1		63.7	61.2
25/12/2023	9:59	63.1		64.5	62.2
25/12/2023	10:04	64.2		64.9	62.7
25/12/2023	10:09	63.9		65.6	62.2
25/12/2023	10:14	63.7	64.0	65.2	62.4
25/12/2023	10:19	63.8		65.0	63.1
25/12/2023	10:24	64.3		65.7	63.3
25/12/2023	10:29	63.9		65.2	62.2
25/12/2023	10:34	65.2		66.2	63.6
25/12/2023	10:39	64.1		65.9	62.9
25/12/2023	10:44	64.6	64.8	66.1	63.6
25/12/2023	10:49	64.7		65.4	64.1
25/12/2023	10:54	65.4		66.5	64.7
25/12/2023	10:59	64.5		66.3	63.6
25/12/2023	11:04	64.6		65.4	63.0
25/12/2023	11:09	63.8	64.8	64.5	62.0
25/12/2023	11:14	63.9		65.5	63.2
25/12/2023	11:19	65.3		66.8	63.6
25/12/2023	11:24	65.3		66.4	64.2
25/12/2023	11:29	65.4		66.2	64.4
25/12/2023	11:34	65.2		66.6	63.3
25/12/2023	11:39	64.9	65.4	66.6	63.7
25/12/2023	11:44	66.7		67.5	66.0
25/12/2023	11:49	64.9		66.2	63.5
25/12/2023	11:54	66.1		67.4	65.3
25/12/2023	11:59	64.4		65.7	63.1
25/12/2023	12:04	64.7	65.6	65.3	63.4
25/12/2023	12:09	66.1		67.6	65.4
25/12/2023	12:14	65.3		67.1	63.7
25/12/2023	12:19	66.2		67.0	64.9
25/12/2023	12:24	66.2		66.8	65.3
25/12/2023	12:29	65.0		66.8	64.4
25/12/2023	12:34	61.3		62.1	60.7
25/12/2023	12:39	62.0		63.3	60.6
25/12/2023	12:44	63.0		64.6	62.1
25/12/2023	12:52	65.6		67.4	64.6
25/12/2023	12:57	63.8		65.2	62.2
25/12/2023	13:02	63.4		64.3	62.5
25/12/2023	13:07	63.9		65.8	63.2
25/12/2023	13:12	62.2	63.3	63.1	60.3
25/12/2023	13:17	64.0		65.9	62.2
25/12/2023	13:22	61.6		62.4	60.2
25/12/2023	13:27	64.1		64.7	63.5
25/12/2023	13:32	64.7		65.3	63.4
25/12/2023	13:37	66.1		67.7	65.4
25/12/2023	13:42	61.9	64.4	63.3	60.7
25/12/2023	13:47	63.0		64.1	62.2
25/12/2023	13:52	65.6		67.3	64.1
25/12/2023	13:57	63.5		64.9	62.8
25/12/2023	14:02	63.8		64.8	62.5
25/12/2023	14:07	61.3		62.9	60.3
25/12/2023	14:12	65.7	64.1	66.4	64.7
25/12/2023	14:17	62.3		63.9	61.1
25/12/2023	14:22	66.1		68.0	64.3
25/12/2023	14:27	63.2		64.6	62.2
25/12/2023	14:32	64.8		65.4	63.5
25/12/2023	14:37	62.1		63.8	60.5
25/12/2023	14:42	62.4	62.9	64.0	60.9
25/12/2023	14:47	61.8		62.9	61.2
25/12/2023	14:52	64.1		65.4	62.4
25/12/2023	14:57	61.3		62.2	59.8
25/12/2023	15:02	61.7		63.3	59.8
25/12/2023	15:07	66.3		67.0	64.6
25/12/2023	15:12	66.4	64.9	68.0	64.5
25/12/2023	15:17	65.9		66.6	64.2
25/12/2023	15:22	64.2		65.3	62.6
25/12/2023	15:27	63.0		64.2	61.6
25/12/2023	15:32	63.9		65.5	62.4
25/12/2023	15:37	62.7		64.1	61.2
25/12/2023	15:42	62.4	63.2	63.8	61.3
25/12/2023	15:47	63.3		65.1	61.7
25/12/2023	15:52	64.1		65.1	62.9
25/12/2023	15:57	62.8		64.2	61.7
25/12/2023	16:02	62.8		63.8	61.3
25/12/2023	16:07	63.1		65.0	61.9
25/12/2023	16:12	63.8	64.1	65.1	62.7
25/12/2023	16:17	64.4		65.9	63.6
25/12/2023	16:22	65.2		65.8	63.3
25/12/2023	16:27	64.7		66.1	63.6
25/12/2023	16:32	64.9		65.7	63.2
25/12/2023	16:37	65.3	64.9	66.0	64.3
25/12/2023	16:42	63.5		65.4	62.2
25/12/2023	16:47	65.7		67.5	65.0
25/12/2023	16:52	65.9		67.7	64.6
25/12/2023	16:57	63.5		64.5	62.6
25/12/2023	17:02	63.9		65.7	63.0
25/12/2023	17:07	65.3		67.2	64.0
25/12/2023	17:12	66.7	65.5	67.3	65.6
25/12/2023	17:17	65.8		67.7	65.1
25/12/2023	17:22	66.1		67.0	65.3
25/12/2023	17:27	64.8		65.5	63.3
25/12/2023	17:32	63.8		65.5	62.8
25/12/2023	17:37	65.8	66.2	67.7	65.2
25/12/2023	17:42	68.2		68.8	66.3
25/12/2023	17:47	65.5		67.2	64.2
25/12/2023	17:52	66.7		67.4	65.5
25/12/2023	17:57	66.0		67.9	65.2
25/12/2023	18:02	64.9		65.9	63.3
25/12/2023	18:07	64.5		66.3	63.3
25/12/2023	18:12	68.2	66.3	70.0	67.3
25/12/2023	18:17	65.7		67.6	64.9
25/12/2023	18:22	66.2		68.0	65.2
25/12/2023	18:27	67.2		68.7	66.4
25/12/2023	18:32	66.3		67.4	65.4

Station: HC_M4

Date	Start Time	Leq (5mins)	Leq (30mins)	L10 (5mins)	L90 (5mins)
26/12/2023	7:02	60.0		60.7	58.1
26/12/2023	7:07	60.3		61.7	58.7
26/12/2023	7:12	59.1	59.8	60.1	58.3
26/12/2023	7:17	60.4		61.5	59.8
26/12/2023	7:22	59.6		60.6	57.8
26/12/2023	7:27	59.2		61.1	57.8
26/12/2023	7:32	59.5		60.8	58.7
26/12/2023	7:37	61.0		62.4	59.8
26/12/2023	7:42	62.4	61.3	64.0	61.6
26/12/2023	7:47	61.4		62.7	59.7
26/12/2023	7:52	60.6		61.4	58.7
26/12/2023	7:57	62.1		62.8	60.7
26/12/2023	8:02	61.9		63.4	60.4
26/12/2023	8:07	60.4		62.0	59.2
26/12/2023	8:12	62.4	62.3	63.3	60.8
26/12/2023	8:17	63.2		64.2	62.5
26/12/2023	8:22	63.3		64.2	62.1
26/12/2023	8:27	62.0		63.6	60.9
26/12/2023	8:32	62.9		64.6	61.3
26/12/2023	8:37	62.7		64.3	61.2
26/12/2023	8:42	62.9	62.7	64.7	61.1
26/12/2023	8:47	62.7		64.6	62.0
26/12/2023	8:52	62.9		63.9	62.1
26/12/2023	8:57	62.2		63.5	61.3
26/12/2023	9:02	61.7		63.5	59.8
26/12/2023	9:07	62.3		63.4	60.9
26/12/2023	9:12	62.2	62.5	63.4	60.8
26/12/2023	9:17	63.0		63.8	62.1
26/12/2023	9:22	62.7		63.5	62.1
26/12/2023	9:27	62.8		63.5	61.7
26/12/2023	9:32	62.8		64.7	62.0
26/12/2023	9:37	62.3		63.9	61.7
26/12/2023	9:42	63.1	63.1	64.4	61.4
26/12/2023	9:47	63.2		64.3	61.9
26/12/2023	9:52	63.2		64.8	62.1
26/12/2023	9:57	63.7		64.9	62.2
26/12/2023	10:02	62.8		64.3	62.2
26/12/2023	10:07	63.0		64.1	62.1
26/12/2023	10:12	62.9	63.2	64.7	61.8
26/12/2023	10:17	62.7		63.6	61.0
26/12/2023	10:22	63.5		65.0	61.6
26/12/2023	10:27	63.9		64.8	62.4
26/12/2023	10:32	63.9		65.3	62.0
26/12/2023	10:37	64.2		66.1	63.4
26/12/2023	10:42	65.2	64.7	67.0	63.9
26/12/2023	10:47	65.1		65.7	63.8
26/12/2023	10:52	64.4		65.6	62.7
26/12/2023	10:57	65.0		66.3	63.1
26/12/2023	11:02	64.9		66.7	63.9
26/12/2023	11:07	65.4		66.7	63.5
26/12/2023	11:12	64.2	64.8	65.0	62.8
26/12/2023	11:17	64.5		66.0	62.6
26/12/2023	11:22	64.0		65.0	63.4
26/12/2023	11:27	65.6		67.1	64.9
26/12/2023	11:32	64.3		65.6	62.6
26/12/2023	11:37	64.2		65.2	62.9
26/12/2023	11:42	65.1	64.8	66.3	63.2
26/12/2023	11:47	65.0		66.0	63.4
26/12/2023	11:52	64.3		64.9	62.4
26/12/2023	11:57	65.7		66.7	64.4
26/12/2023	12:02	65.0		65.6	63.1
26/12/2023	12:07	65.4		66.9	64.5
26/12/2023	12:12	65.4	65.2	66.9	64.4
26/12/2023	12:17	64.8		65.4	63.6
26/12/2023	12:22	65.4		66.4	63.8
26/12/2023	12:27	65.3		66.1	64.0
26/12/2023	12:32	61.8		63.4	60.8
26/12/2023	12:37	62.1		63.6	61.5
26/12/2023	12:42	64.1	63.4	65.3	63.1
26/12/2023	12:47	65.6		67.0	64.4
26/12/2023	12:52	63.4		64.8	61.9
26/12/2023	12:57	61.7		63.2	60.1
26/12/2023	13:02	65.4		66.1	64.5
26/12/2023	13:07	63.2		64.7	61.8
26/12/2023	13:12	64.4	64.1	65.6	63.6
26/12/2023	13:17	62.6		64.3	61.0
26/12/2023	13:22	61.5		62.7	59.9
26/12/2023	13:27	65.7		66.4	64.9
26/12/2023	13:32	61.8		62.8	60.8
26/12/2023	13:37	61.6		63.0	60.8
26/12/2023	13:42	62.0	62.7	63.6	61.0
26/12/2023	13:47	62.4		63.6	61.0
26/12/2023	13:52	64.7		66.2	63.6
26/12/2023	13:57	63.1		64.2	61.4
26/12/2023	14:02	64.3		65.7	62.9
26/12/2023	14:07	65.0		66.7	64.4
26/12/2023	14:12	61.8	63.3	62.4	60.5
26/12/2023	14:17	61.8		63.2	60.2
26/12/2023	14:22	63.1		63.7	61.5
26/12/2023	14:27	62.9		64.4	61.6
26/12/2023	14:32	64.6		65.5	63.1
26/12/2023	14:37	62.8		63.4	61.9
26/12/2023	14:42	64.4	64.1	65.9	63.2
26/12/2023	14:47	66.2		67.3	65.1
26/12/2023	14:52	61.9		63.4	60.3
26/12/2023	14:57	63.4		64.6	62.6
26/12/2023	15:02	62.0		62.7	60.8
26/12/2023	15:07	65.2		67.0	63.7
26/12/2023	15:12	66.0	64.5	67.2	64.9
26/12/2023	15:17	63.4		64.7	61.8
26/12/2023	15:22	66.0		67.1	64.5
26/12/2023	15:27	62.9		63.7	62.2
26/12/2023	15:32	63.0		64.9	61.7
26/12/2023	15:37	65.2		66.3	63.4
26/12/2023	15:42	63.5	63.6	64.3	62.5
26/12/2023	15:47	62.0		63.5	60.1
26/12/2023	15:52	64.2		65.6	63.4
26/12/2023	15:57	63.1		64.7	61.6
26/12/2023	16:02	64.0		64.7	63.2
26/12/2023	16:07	64.2		65.8	63.1
26/12/2023	16:12	64.9	64.3	66.6	64.3
26/12/2023	16:17	63.5		64.8	62.2
26/12/2023	16:22	64.3		65.9	63.6
26/12/2023	16:27	64.5		65.2	63.5
26/12/2023	16:32	66.1		66.9	64.9
26/12/2023	16:37	63.9	64.4	64.7	62.6
26/12/2023	16:42	63.1		65.0	62.2
26/12/2023	16:47	64.3		66.1	62.6
26/12/2023	16:52	63.0		64.3	62.2
26/12/2023	16:57	65.3		66.9	64.7
26/12/2023	17:02	66.3		67.4	64.8
26/12/2023	17:07	62.8		64.4	61.1
26/12/2023	17:12	64.8	64.1	66.3	63.9
26/12/2023	17:17	63.4		64.5	61.7
26/12/2023	17:22	63.5		64.8	62.8
26/12/2023	17:27	62.8		64.0	60.9
26/12/2023	17:32	66.9		68.0	65.7
26/12/2023	17:37	63.4		64.9	61.5
26/12/2023	17:42	64.3	66.1	65.9	62.9
26/12/2023	17:47	66.3		68.1	65.3
26/12/2023	17:52	67.9		68.8	66.0
26/12/2023	17:57	66.4		67.1	65.2
26/12/2023	18:02	68.0		68.9	66.6
26/12/2023	18:07	67.4		68.5	66.4
26/12/2023	18:12	66.8	67.2	67.6	66.2
26/12/2023	18:17	67.5		68.2	66.0
26/12/2023	18:22	66.2		67.3	64.9
26/12/2023	18:27	67.1		68.2	65.7
26/12/2023	18:32	66.7		68.1	65.5
26/12/2023	18:37	66.8		67.7	65.2
26/12/2023	18:42	66.5	66.5	68.4	64.6
26/12/2023	18:47	63.1		64.3	61.3
26/12/2023	18:52	67.9		69.0	66.2
26/12/2023	18:57	66.8		68.1	66.0
		Mean	63.9		
		Maximum	67.2		
		Minimum	59.8		

Date	Start Time	Leq (5mins)	Leq (30mins)	L10 (5mins)	L90 (5mins)
27/12/2023	7:02	60.3		61.2	58.9
27/12/2023	7:07	59.2		60.2	57.6
27/12/2023	7:12	59.9	59.7	61.7	58.7
27/12/2023	7:17	59.9		61.1	58.5
27/12/2023	7:22	59.7		60.7	58.3
27/12/2023	7:27	59.3		60.5	57.5
27/12/2023	7:32	59.8		60.5	58.3
27/12/2023	7:37	59.7		60.7	58.8
27/12/2023	7:42	61.4	60.8	63.2	59.9
27/12/2023	7:47	61.4		62.1	59.9
27/12/2023	7:52	61.4		62.9	59.6
27/12/2023	7:57	61.0		61.9	59.2
27/12/2023	8:02	62.2		64.1	60.5
27/12/2023	8:07	60.9		62.5	59.5
27/12/2023	8:12	61.1	61.8	61.8	59.9
27/12/2023	8:17	61.7		63.1	61.1
27/12/2023	8:22	62.0		62.7	60.3
27/12/2023	8:27	62.6		63.9	61.2
27/12/2023	8:32	62.1		63.9	61.5
27/12/2023	8:37	62.5		63.8	61.4
27/12/2023	8:42	61.8	62.5	62.8	60.1
27/12/2023	8:47	63.1		64.3	61.5
27/12/2023	8:52	62.7		64.2	60.9
27/12/2023	8:57	62.4		63.0	60.5
27/12/2023	9:02	62.5		64.3	61.3
27/12/2023	9:07	62.7		64.1	61.5
27/12/2023	9:12	61.8	62.4	63.2	60.3
27/12/2023	9:17	62.9		64.1	61.4
27/12/2023	9:22	62.7		63.5	61.9
27/12/2023	9:27	61.9		62.8	60.9
27/12/2023	9:32	61.8		62.9	61.2
27/12/2023	9:37	63.3		64.4	62.2
27/12/2023	9:42	62.8	63.1	63.5	60.9
27/12/2023	9:47	62.5		63.1	61.1
27/12/2023	9:52	64.1		65.2	62.7
27/12/2023	9:57	63.8		64.5	63.2
27/12/2023	10:02	63.9		65.7	63.1
27/12/2023	10:07	63.0		64.8	62.0
27/12/2023	10:12	63.6	63.5	65.4	62.9
27/12/2023	10:17	63.4		64.1	62.8
27/12/2023	10:22	63.7		64.9	62.0
27/12/2023	10:27	63.4		65.0	61.7
27/12/2023	10:32	64.2		64.8	63.0
27/12/2023	10:37	63.7		65.2	63.1
27/12/2023	10:42	63.9	64.1	65.0	62.3
27/12/2023	10:47	63.9		64.6	62.1
27/12/2023	10:52	64.0		65.2	62.1
27/12/2023	10:57	64.7		65.3	63.4
27/12/2023	11:02	65.6		67.3	64.2
27/12/2023	11:07	65.1		66.9	64.4
27/12/2023	11:12	64.3	65.0	65.4	63.7
27/12/2023	11:17	65.1		65.5	63.7
27/12/2023	11:22	65.4		67.0	64.4
27/12/2023	11:27	64.6		65.4	63.4
27/12/2023	11:32	65.5		66.4	64.9
27/12/2023	11:37	64.0	65.1	65.5	63.1
27/12/2023	11:42	64.4		65.5	63.7
27/12/2023	11:47	64.8		65.8	63.7
27/12/2023	11:52	66.2		67.5	65.0
27/12/2023	11:57	65.9		66.5	64.6
27/12/2023	12:02	66.2		67.5	65.2
27/12/2023	12:07	65.9		67.7	64.2
27/12/2023	12:12	66.8	66.1	67.4	65.9
27/12/2023	12:17	66.2		66.9	65.6
27/12/2023	12:22	65.2		66.1	64.0
27/12/2023	12:27	66.0		67.8	64.9
27/12/2023	12:32	63.0		63.9	62.3
27/12/2023	12:37	64.0		65.7	62.1
27/12/2023	12:42	65.1	63.6	65.9	63.2
27/12/2023	12:47	61.5		62.4	59.6
27/12/2023	12:52	61.3		62.2	59.6
27/12/2023	12:57	65.2		67.0	64.6
27/12/2023	13:02	63.1		64.8	61.7
27/12/2023	13:07	61.9		63.8	60.9
27/12/2023	13:12	61.5	63.2	62.7	60.2
27/12/2023	13:17	64.4		65.3	63.6
27/12/2023	13:22	61.7		62.9	61.1
27/12/2023	13:27	65.3		66.9	63.9
27/12/2023	13:32	61.4		62.0	60.3
27/12/2023	13:37	62.2		63.7	61.3
27/12/2023	13:42	63.8	63.4	65.0	63.0
27/12/2023	13:47	62.2		63.2	60.4
27/12/2023	13:52	66.0		67.4	64.7
27/12/2023	13:57	62.8		64.2	61.4
27/12/2023	14:02	62.5		64.4	61.1
27/12/2023	14:07	66.3		67.8	65.0
27/12/2023	14:12	63.5	63.7	64.5	62.7
27/12/2023	14:17	63.5		65.0	62.7
27/12/2023	14:22	62.3		64.1	61.3
27/12/2023	14:27	62.8		63.8	62.0
27/12/2023	14:32	61.7		63.5	60.8
27/12/2023	14:37	65.2		65.9	63.4
27/12/2023	14:42	62.4	63.4	63.4	61.5
27/12/2023	14:47	62.9		63.8	62.3
27/12/2023	14:52	64.0		65.2	62.3
27/12/2023	14:57	63.3		64.8	61.4
27/12/2023	15:02	61.3		62.0	60.1
27/12/2023	15:07	64.7		65.8	63.5
27/12/2023	15:12	65.2	64.3	66.1	64.1
27/12/2023	15:17	65.1		66.2	64.1
27/12/2023	15:22	65.4		66.0	64.7
27/12/2023	15:27	62.7		63.9	61.9
27/12/2023	15:32	64.6		66.1	63.6
27/12/2023	15:37	64.9		65.9	63.5
27/12/2023	15:42	66.1	64.8	67.4	64.5
27/12/2023	15:47	65.3		66.7	64.7
27/12/2023	15:52	63.7		64.3	63.0
27/12/2023	15:57	63.3		65.0	61.4
27/12/2023	16:02	65.6		67.2	64.7
27/12/2023	16:07	63.6		65.0	61.9
27/12/2023	16:12	65.2	65.3	66.2	63.3
27/12/2023	16:17	65.3		66.9	63.5
27/12/2023	16:22	66.2		67.6	64.6
27/12/2023	16:27	65.2		66.7	63.6
27/12/2023	16:32	66.2		68.1	65.4
27/12/2023	16:37	65.4		66.4	64.6
27/12/2023	16:42	64.9		65.9	63.1
27/12/2023	16:47	64.8		66.6	63.3
27/12/2023	16:57	64.1		64.9	63.4
27/12/2023	17:02	64.2		65.7	62.4
27/12/2023	17:07	66.0		67.7	64.1
27/12/2023	17:12	63.7	64.7	64.3	62.0
27/12/2023	17:17	64.5		65.4	62.7
27/12/2023	17:22	65.2		66.1	64.5
27/12/2023	17:27	63.9		64.9	62.6
27/12/2023	17:32	66.5		67.1	65.6
27/12/2023	17:37	65.6		67.1	64.1
27/12/2023	17:42	64.7	66.0	66.1	63.4
27/12/2023	17:47	64.4		65.2	63.8
27/12/2023	17:52	67.8		69.5	66.9
27/12/2023	17:57	66.3		68.1	65.1
27/12/2023	18:02	65.9		67.3	65.3
27/12/2023	18:07	68.2		69.2	67.5
27/12/2023	18:12	66.3	66.0	66.9	65.0
27/12/2023	18:17	63.9		65.1	62.7
27/12/2023	18:22	65.9		67.7	64.3
27/12/2023	18:27	64.2		65.8	63.3
27/12/2023	18:32	63.9		64.5	63.2
27/12/2023	18:37	65.5		67.1	63.7
27/12/2023	18:42	63.9	65.2	65.0	62.6
27/12/2023	18:47	65.5		66.9	64.6
27/12/2023	18:52	67.1		67.8	65.4
27/12/2023	18:57	64.4		65.2	62.8
		Mean	63.8		
		Maximum	66.1		
		Minimum	59.7		

Date	Start Time	Leq (5mins)	Leq (30mins)	L10 (5mins)	L90 (5mins)
28/12/2023	7:02	59.0		59.7	58.3
28/12/2023	7:07	58.4		60.2	57.2
28/12/2023	7:12	59.8	59.0	60.7	58.7
28/12/2023	7:17	59.6		60.8	58.6
28/12/2023	7:22	58.6		59.8	57.1
28/12/2023	7:27	58.4		59.2	56.5
28/12/2023	7:32	60.2		61.9	59.0
28/12/2023	7:37	59.2		60.7	58.5
28/12/2023	7:42	59.3	60.1	60.0	57.7
28/12/2023	7:47	59.4		61.2	57.9
28/12/2023	7:52	61.7		63.3	60.3
28/12/2023	7:57	60.3		61.7	58.4
28/12/2023	8:02	60.9		62.5	59.8
28/12/2023	8:07	62.3		63.9	60.9
28/12/2023	8:12	62.2	61.8	63.2	60.5
28/12/2023	8:17	61.8		63.6	59.9
28/12/2023	8:22	60.5		61.6	59.9
28/12/2023	8:27	62.5		64.3	61.4
28/12/2023	8:32	62.1		64.0	60.2
28/12/2023	8:37	63.0		64.5	61.2
28/12/2023	8:42	63.3	62.4	64.3	62.1
28/12/2023	8:47	62.5		63.3	61.8
28/12/2023	8:52	61.7		62.4	60.4
28/12/2023	8:57	61.7		63.0	59.8
28/12/2023	9:02	62.1		62.7	61.3
28/12/2023	9:07	62.9		64.5	62.3
28/12/2023	9:12	63.1	62.6	64.2	62.5
28/12/2023	9:17	62.5		64.2	60.7
28/12/2023	9:22	62.4		63.6	60.5
28/12/2023	9:27	62.4		63.0	61.0
28/12/2023	9:32	62.5		63.7	61.6
28/12/2023	9:37	62.1		62.9	61.2
28/12/2023	9:42	62.5	62.2	64.4	61.4
28/12/2023	9:47	62.4		63.9	60.6
28/12/2023	9:52	61.7		63.2	60.5
28/12/2023	9:57	62.0		63.0	60.2
28/12/2023	10:02	63.5		64.6	62.6
28/12/2023	10:07	63.1		64.8	62.2
28/12/2023	10:12	63.5	63.5	64.7	61.8
28/12/2023	10:17	63.5		64.9	62.5
28/12/2023	10:22	63.8		64.4	62.7
28/12/2023	10:27	63.7		65.3	61.8
28/12/2023	10:32	62.8		64.0	61.1
28/12/2023	10:37	63.7		64.8	62.4
28/12/2023	10:42	64.0	63.9	65.9	63.2
28/12/2023	10:47	63.2		64.9	61.5
28/12/2023	10:52	64.1		64.7	62.4
28/12/2023	10:57	65.3		66.2	64.4
28/12/2023	11:02	64.4		65.2	62.8
28/12/2023	11:07	65.1		66.2	63.8
28/12/2023	11:12	64.1	64.8	65.3	63.3
28/12/2023	11:17	65.3		66.1	64.6
28/12/2023	11:22	65.2		66.1	63.8
28/12/2023	11:27	64.4		66.2	62.7
28/12/2023	11:32	65.6		66.9	64.0
28/12/2023	11:37	63.9	65.0	64.5	63.3
28/12/2023	11:42	65.4		66.9	64.4
28/12/2023	11:47	65.5		66.5	64.9
28/12/2023	11:52	64.2		65.4	63.2
28/12/2023	11:57	64.9		65.8	63.2
28/12/2023	12:02	65.7		67.2	64.7
28/12/2023	12:07	65.1		65.7	63.5
28/12/2023	12:12	66.6	65.4	68.2	65.6
28/12/2023	12:17	65.4		66.0	64.8
28/12/2023	12:22	64.8		65.5	63.5
28/12/2023	12:27	64.8		65.6	63.2
28/12/2023	12:32	65.3		67.1	64.3
28/12/2023	12:37	64.5		65.9	63.7
28/12/2023	12:42	64.6	64.4	66.5	63.3
28/12/2023	12:47	65.1		66.7	63.7
28/12/2023	12:52	62.3		63.2	60.8
28/12/2023	12:57	64.3		65.4	62.5
28/12/2023	13:02	61.8		63.1	61.0
28/12/2023	13:07	62.1		63.6	60.5
28/12/2023	13:12	62.8	63.0	64.6	61.9
28/12/2023	13:17	64.5		65.3	63.5
28/12/2023	13:22	62.8		64.5	61.1
28/12/2023	13:27	63.5		64.4	62.0
28/12/2023	13:32	62.3		62.9	61.2
28/12/2023	13:37	64.6		65.3	63.8
28/12/2023	13:42	63.8	64.4	65.7	62.0
28/12/2023	13:47	65.4		66.1	63.8
28/12/2023	13:52	64.2		65.5	63.3
28/12/2023	13:57	65.3		66.5	63.8
28/12/2023	14:02	64.7		66.0	62.8
28/12/2023	14:07	63.8		64.6	62.2
28/12/2023	14:12	62.3	63.9	63.1	60.9
28/12/2023	14:17	64.9		66.2	64.3
28/12/2023	14:22	64.5		66.0	63.3
28/12/2023	14:27	62.8		64.1	62.0
28/12/2023	14:32	61.3		62.2	59.6
28/12/2023	14:37	65.1		66.0	64.5
28/12/2023	14:42	61.5	64.2	62.2	60.9
28/12/2023	14:47	66.4		67.3	65.4
28/12/2023	14:52	63.5		65.1	62.4
28/12/2023	14:57	65.0		65.7	63.5
28/12/2023	15:02	61.4		62.9	60.0
28/12/2023	15:07	64.9		66.6	63.1
28/12/2023	15:12	63.8	63.8	64.4	62.1
28/12/2023	15:17	61.9		63.2	61.1
28/12/2023	15:22	63.3		64.1	61.6
28/12/2023	15:27	65.7		66.5	64.9
28/12/2023	15:32	64.4		65.7	62.7
28/12/2023	15:37	63.0		63.8	62.2
28/12/2023	15:42	62.2	62.8	64.1	61.5
28/12/2023	15:47	62.5		64.2	61.3
28/12/2023	15:52	62.5		64.1	61.7
28/12/2023	15:57	61.7		63.0	60.3
28/12/2023	16:02	61.5		63.2	59.6
28/12/2023	16:07	62.1		63.2	61.4
28/12/2023	16:12	63.4	64.0	65.1	62.0
28/12/2023	16:17	64.9		65.9	63.9
28/12/2023	16:22	66.5		67.1	65.8
28/12/2023	16:27	63.8		64.7	62.3
28/12/2023	16:32	64.6		65.4	63.1
28/12/2023	16:37	64.3	64.9	65.8	63.2
28/12/2023	16:42	65.7		67.0	64.6
28/12/2023	16:47	64.8		66.3	63.2
28/12/2023	16:52	64.3		65.0	62.4
28/12/2023	16:57	65.4		66.1	64.5
28/12/2023	17:02	63.5		65.1	62.4
28/12/2023	17:07	64.5		65.8	63.3
28/12/2023	17:12	66.8	65.1	67.5	65.0
28/12/2023	17:17	66.8		68.2	65.8
28/12/2023	17:22	64.6		66.2	63.2
28/12/2023	17:27	62.8		64.3	61.2
28/12/2023	17:32	66.6		67.7	64.9
28/12/2023	17:37	64.6		66.1	62.8
28/12/2023	17:42	65.2	65.9	66.6	64.1
28/12/2023	17:47	66.0		66.6	65.4
28/12/2023	17:52	66.2		66.9	64.4
28/12/2023	17:57	66.6		67.5	65.5
28/12/2023	18:02	67.0		68.7	65.8
28/12/2023	18:07	66.9		68.7	65.8
28/12/2023	18:12	67.4	66.1	68.4	66.8
28/12/2023	18:17	63.9		64.6	62.3
28/12/2023	18:22	63.3		64.6	62.6
28/12/2023	18:27	66.5		67.8	65.6
28/12/2023	18:32	63.2		64.0	62.0
28/12

Station: HC_M4

Date	Start Time	Leq (5mins)	Leq (30mins)	L10 (5mins)	L90 (5mins)
29/12/2023	7:02	59.3		60.1	57.6
29/12/2023	7:07	58.8		59.5	57.9
29/12/2023	7:12	58.6	59.1	59.8	57.9
29/12/2023	7:17	59.7		60.5	58.9
29/12/2023	7:22	58.5		59.3	57.5
29/12/2023	7:27	59.7		60.7	57.8
29/12/2023	7:32	58.7		59.9	58.1
29/12/2023	7:37	60.0		61.6	59.4
29/12/2023	7:42	59.3	59.8	60.6	58.6
29/12/2023	7:47	58.5		59.2	57.2
29/12/2023	7:52	59.8		60.7	58.3
29/12/2023	7:57	61.5		62.4	59.9
29/12/2023	8:02	60.3		61.6	59.5
29/12/2023	8:07	61.7		62.6	61.0
29/12/2023	8:12	60.9	60.8	61.8	59.6
29/12/2023	8:17	60.5		61.1	59.1
29/12/2023	8:22	60.5		61.8	58.7
29/12/2023	8:27	60.9		61.9	59.5
29/12/2023	8:32	61.8		63.5	60.5
29/12/2023	8:37	62.3		63.0	60.8
29/12/2023	8:42	61.8	62.3	62.9	60.1
29/12/2023	8:47	62.4		63.2	61.5
29/12/2023	8:52	62.3		63.9	60.8
29/12/2023	8:57	63.0		64.4	61.8
29/12/2023	9:02	62.1		63.7	61.2
29/12/2023	9:07	63.0		64.0	61.8
29/12/2023	9:12	62.8	62.6	64.3	61.3
29/12/2023	9:17	62.2		64.1	60.5
29/12/2023	9:22	62.9		63.7	61.0
29/12/2023	9:27	62.7		63.9	62.1
29/12/2023	9:32	61.9		62.5	61.1
29/12/2023	9:37	62.5		63.2	61.8
29/12/2023	9:42	62.4	62.5	64.3	61.6
29/12/2023	9:47	63.1		64.4	61.3
29/12/2023	9:52	62.5		63.5	60.9
29/12/2023	9:57	62.6		64.3	61.1
29/12/2023	10:05	63.0		63.7	61.1
29/12/2023	10:10	63.5		65.1	62.6
29/12/2023	10:15	64.0	63.6	65.3	63.0
29/12/2023	10:20	64.3		66.1	62.5
29/12/2023	10:25	63.0		63.6	61.2
29/12/2023	10:30	63.7		65.0	62.9
29/12/2023	10:35	63.2		63.8	61.4
29/12/2023	10:40	63.2		63.8	61.8
29/12/2023	10:45	63.5	63.8	64.9	62.5
29/12/2023	10:50	62.9		63.6	61.3
29/12/2023	10:55	64.1		65.7	63.0
29/12/2023	11:00	65.5		67.4	64.5
29/12/2023	11:05	64.6		66.1	63.5
29/12/2023	11:10	64.2		65.5	63.5
29/12/2023	11:15	65.6	64.9	67.3	63.8
29/12/2023	11:20	65.0		66.3	63.3
29/12/2023	11:25	65.2		66.8	64.4
29/12/2023	11:30	64.5		66.0	62.7
29/12/2023	11:35	65.6		66.4	64.8
29/12/2023	11:40	64.0		64.9	62.2
29/12/2023	11:45	65.0	64.7	66.6	63.2
29/12/2023	11:50	64.2		65.4	62.3
29/12/2023	11:55	64.8		65.9	63.3
29/12/2023	12:00	64.3		64.9	62.6
29/12/2023	12:05	65.3		66.3	64.6
29/12/2023	12:10	65.5		66.7	63.8
29/12/2023	12:15	66.6	65.5	67.8	65.7
29/12/2023	12:20	66.3		68.1	64.5
29/12/2023	12:25	64.5		66.3	63.1
29/12/2023	12:30	64.5		65.7	62.7
29/12/2023	12:35	66.6		67.5	64.7
29/12/2023	12:40	65.6		67.3	64.7
29/12/2023	12:45	66.0	66.0	67.8	64.7
29/12/2023	12:50	66.2		67.6	64.8
29/12/2023	12:55	65.7		66.6	64.2
29/12/2023	13:00	65.7		67.6	64.7
29/12/2023	13:05	65.0		66.2	63.7
29/12/2023	13:10	62.0		62.9	60.4
29/12/2023	13:15	64.6	64.2	65.2	63.5
29/12/2023	13:20	62.4		63.1	61.8
29/12/2023	13:25	66.4		67.6	64.8
29/12/2023	13:30	63.0		64.8	62.2
29/12/2023	13:35	62.3		63.2	60.9
29/12/2023	13:40	65.4		66.2	63.7
29/12/2023	13:45	64.0	64.3	65.3	63.1
29/12/2023	13:50	64.0		64.9	63.4
29/12/2023	13:55	61.6		62.6	59.7
29/12/2023	14:00	66.4		67.3	65.3
29/12/2023	14:05	65.5		67.0	64.8
29/12/2023	14:10	61.7		63.4	60.9
29/12/2023	14:15	62.4	63.2	63.4	61.0
29/12/2023	14:20	63.3		64.7	62.2
29/12/2023	14:25	62.6		64.2	62.0
29/12/2023	14:30	62.8		63.6	61.5
29/12/2023	14:35	62.6		63.9	60.8
29/12/2023	14:40	63.9		64.7	62.4
29/12/2023	14:45	62.0	63.5	62.9	60.2
29/12/2023	14:50	62.2		63.2	61.4
29/12/2023	14:55	62.2		62.8	61.6
29/12/2023	15:00	66.3		68.2	64.8
29/12/2023	15:05	66.3		67.2	64.4
29/12/2023	15:10	65.9		67.6	65.0
29/12/2023	15:15	64.5	65.0	65.2	62.9
29/12/2023	15:20	64.7		65.6	63.3
29/12/2023	15:25	63.9		64.7	62.6
29/12/2023	15:30	64.4		65.5	63.8
29/12/2023	15:35	62.3		63.7	60.6
29/12/2023	15:40	64.8		66.0	63.5
29/12/2023	15:45	62.2	63.4	62.9	60.4
29/12/2023	15:50	65.0		66.0	63.4
29/12/2023	15:55	62.1		63.0	60.9
29/12/2023	16:00	63.1		64.9	61.9
29/12/2023	16:05	61.3		62.3	60.5
29/12/2023	16:10	61.3		62.9	59.7
29/12/2023	16:15	62.4	63.3	63.5	60.7
29/12/2023	16:20	62.3		64.1	60.9
29/12/2023	16:25	65.7		67.6	65.0
29/12/2023	16:30	64.6		66.3	63.3
29/12/2023	16:35	65.2		66.6	64.3
29/12/2023	16:40	65.2	64.0	65.8	64.2
29/12/2023	16:45	64.3		65.7	63.6
29/12/2023	16:50	62.8		64.0	61.8
29/12/2023	16:55	62.7		63.3	61.8
29/12/2023	17:00	62.8		64.7	62.0
29/12/2023	17:05	64.3		66.2	63.5
29/12/2023	17:10	64.3		66.0	63.2
29/12/2023	17:15	64.4	64.6	65.1	63.7
29/12/2023	17:20	65.9		67.0	65.0
29/12/2023	17:25	63.4		64.9	61.9
29/12/2023	17:30	64.7		66.4	62.9
29/12/2023	17:35	64.9		66.7	64.0
29/12/2023	17:40	63.4		65.2	62.7
29/12/2023	17:45	65.9	65.4	67.7	64.3
29/12/2023	17:50	63.7		65.1	61.8
29/12/2023	17:55	66.1		67.4	64.9
29/12/2023	18:00	67.3		69.1	66.2
29/12/2023	18:05	64.0		65.7	63.0
29/12/2023	18:10	63.3		64.1	62.6
29/12/2023	18:15	66.3	65.1	68.2	64.9
29/12/2023	18:20	67.3		68.3	65.5
29/12/2023	18:25	64.4		65.8	63.7
29/12/2023	18:30	63.9		65.0	63.1
29/12/2023	18:35	66.1		67.2	65.5
29/12/2023	18:40	64.6		65.5	62.8
29/12/2023	18:45	66.7	65.0	68.6	64.9
29/12/2023	18:50	66.6		67.2	64.9
29/12/2023	18:55	64.3		65.0	62.6
		Mean	63.6		
		Maximum	66.0		
		Minimum	59.1		

Date	Start Time	Leq (5mins)	Leq (30mins)	L10 (5mins)	L90 (5mins)
30/12/2023	7:00	58.3		60.2	57.1
30/12/2023	7:05	59.3		61.1	57.9
30/12/2023	7:10	58.8	59.2	59.4	57.1
30/12/2023	7:15	59.3		60.7	58.3
30/12/2023	7:20	59.8		61.3	58.5
30/12/2023	7:25	59.6		60.2	58.7
30/12/2023	7:30	60.3		61.2	59.0
30/12/2023	7:35	59.4		60.4	57.9
30/12/2023	7:40	59.9	59.6	61.1	59.2
30/12/2023	7:45	60.0		61.2	58.5
30/12/2023	7:50	59.0		60.7	57.1
30/12/2023	7:55	58.8		59.5	58.1
30/12/2023	8:00	58.8		60.4	56.9
30/12/2023	8:05	61.8		63.2	60.2
30/12/2023	8:10	62.1	61.5	63.5	60.6
30/12/2023	8:15	61.8		63.6	61.1
30/12/2023	8:20	61.9		62.5	60.8
30/12/2023	8:25	62.0		63.6	60.1
30/12/2023	8:30	60.6		61.7	59.7
30/12/2023	8:35	62.1		63.5	60.7
30/12/2023	8:40	63.1	62.2	64.0	61.7
30/12/2023	8:45	61.7		62.7	61.1
30/12/2023	8:50	62.7		63.8	61.0
30/12/2023	8:55	62.3		64.0	60.9
30/12/2023	9:00	62.3		63.6	60.8
30/12/2023	9:05	61.9		63.4	61.2
30/12/2023	9:10	62.3	62.3	64.1	60.8
30/12/2023	9:15	63.2		64.0	62.4
30/12/2023	9:20	61.7		63.1	60.5
30/12/2023	9:25	62.1		62.7	61.3
30/12/2023	9:30	62.4		64.3	60.9
30/12/2023	9:35	61.9		63.1	60.1
30/12/2023	9:40	61.7	62.3	62.8	60.2
30/12/2023	9:45	62.8		63.7	61.9
30/12/2023	9:50	62.8		63.7	61.6
30/12/2023	9:55	62.3		64.2	61.0
30/12/2023	10:00	63.2		64.9	61.9
30/12/2023	10:05	63.0		64.6	61.2
30/12/2023	10:10	63.3	63.4	64.5	62.1
30/12/2023	10:15	63.7		64.3	62.7
30/12/2023	10:20	64.3		65.6	63.2
30/12/2023	10:25	63.0		64.4	61.7
30/12/2023	10:30	63.5		64.4	62.7
30/12/2023	10:35	62.8		63.8	61.9
30/12/2023	10:40	63.7	63.6	64.7	62.9
30/12/2023	10:45	64.3		65.6	63.6
30/12/2023	10:50	64.2		66.1	63.6
30/12/2023	10:55	62.9		64.1	61.2
30/12/2023	11:00	62.8		63.6	61.4
30/12/2023	11:05	63.9		64.7	63.1
30/12/2023	11:10	64.5	64.3	66.4	63.6
30/12/2023	11:15	64.2		64.9	62.8
30/12/2023	11:20	64.5		66.1	63.0
30/12/2023	11:25	65.4		67.2	63.5
30/12/2023	11:30	63.8		65.2	62.0
30/12/2023	11:35	64.6		66.5	62.7
30/12/2023	11:40	64.8	64.7	66.5	64.0
30/12/2023	11:45	64.3		64.9	63.4
30/12/2023	11:50	64.9		66.5	63.5
30/12/2023	11:55	65.5		67.4	63.8
30/12/2023	12:00	64.0		64.9	62.3
30/12/2023	12:05	65.5		66.1	64.7
30/12/2023	12:10	63.9	65.0	65.5	62.0
30/12/2023	12:15	65.5		66.9	64.6
30/12/2023	12:20	64.4		65.3	63.5
30/12/2023	12:25	66.1		67.6	64.8
30/12/2023	12:30	65.4		66.7	63.6
30/12/2023	12:35	65.8		66.6	64.2
30/12/2023	12:40	65.6	65.4	67.2	65.0
30/12/2023	12:45	65.4		66.5	64.5
30/12/2023	12:50	66.4		67.7	65.0
30/12/2023	12:55	63.6		65.2	62.2
30/12/2023	13:00	61.6		62.2	60.1
30/12/2023	13:05	62.9		63.6	61.5
30/12/2023	13:10	61.7	63.5	63.5	59.9
30/12/2023	13:15	65.5		67.1	64.2
30/12/2023	13:20	65.2		66.9	64.1
30/12/2023	13:25	62.0		63.5	61.2
30/12/2023	13:30	62.8		64.0	61.0
30/12/2023	13:35	64.5		65.2	63.4
30/12/2023	13:40	62.2	63.2	64.0	60.5
30/12/2023	13:45	63.1		64.5	61.4
30/12/2023	13:50	61.4		63.0	59.7
30/12/2023	13:55	64.2		64.8	62.8
30/12/2023	14:00	62.4		63.4	61.1
30/12/2023	14:05	64.9		66.2	64.0
30/12/2023	14:10	65.4	63.5	67.3	63.7
30/12/2023	14:15	62.7		63.7	60.9
30/12/2023	14:20	62.9		64.1	62.3
30/12/2023	14:25	61.3		62.1	59.9
30/12/2023	14:30	65.6		67.2	64.4
30/12/2023	14:35	64.8		66.7	63.4
30/12/2023	14:40	62.9	64.4	64.0	61.1
30/12/2023	14:45	63.8		65.0	63.1
30/12/2023	14:50	65.1		66.6	63.7
30/12/2023	14:55	63.4		64.9	62.6
30/12/2023	15:00	66.0		67.8	64.9
30/12/2023	15:05	62.1		64.0	61.5
30/12/2023	15:10	63.4	63.9	64.8	61.8
30/12/2023	15:15	64.3		66.2	63.3
30/12/2023	15:20	64.0		64.9	63.0
30/12/2023	15:25	62.1		63.0	60.9
30/12/2023	15:30	65.4		66.8	64.8
30/12/2023	15:35	61.3		62.2	59.6
30/12/2023	15:40	64.5	64.3	65.5	63.4
30/12/2023	15:45	62.6		63.2	61.7
30/12/2023	15:50	66.3		67.5	65.6
30/12/2023	15:55	64.1		65.3	63.1
30/12/2023	16:00	65.5		67.4	64.1
30/12/2023	16:05	61.9		62.5	60.9
30/12/2023	16:10	61.6	63.8	62.8	59.7
30/12/2023	16:15	65.2		66.9	63.5
30/12/2023	16:20	63.3		65.0	61.7
30/12/2023	16:25	63.5		64.1	62.8
30/12/2023	16:30	66.0		67.8	64.2
30/12/2023	16:35	64.6		65.5	62.8
30/12/2023	16:40	66.0	64.9	67.1	65.3
30/12/2023	16:45	64.6		65.4	63.8
30/12/2023	16:50	64.4		65.4	62.6
30/12/2023	16:55	63.4		64.0	62.5
30/12/2023	17:00	63.2		64.3	62.2
30/12/2023	17:05	64.4		65.0	63.1
30/12/2023	17:10	66.1	65.0	67.4	64.8
30/12/2023	17:15	64.7		65.8	64.0
30/12/2023	17:20	65.7		66.3	64.8
30/12/2023	17:25	65.3		66.6	63.5
30/12/2023	17:30	63.9		65.0	63.2
30/12/2023	17:35	63.3		64.4	62.7
30/12/2023	17:40	66.8	65.2	68.7	64.9
30/12/2023	17:45	65.7		67.2	64.8
30/12/2023	17:50	63.5		65.4	62.9
30/12/2023	17:55	66.4		67.6	64.9
30/12/2023	18:00	65.6		66.8	64.8
30/12/2023	18:05	64.4		65.0	63.1
30/12/2023	18:10	66.9	65.3	68.1	65.3
30/12/2023	18:15	64.6		65.3	63.4
30/12/2023	18:20	65.0		66.2	64.0
30/12/2023	18:25	64.6		66.3	63.3
30/12/2023	18:30	67.8		69.1	67.0
30/12/2023	18:35	63.4		65.3	62.2
30/12/2023	18:40	63.1	65.9	64.6	62.5
30/12/2023	18:45	65.7		66.3	64.8
30/12/2023	18:50	68.1		69.1	66.5
30/12/2023	18:55	64.3		65.3	63.7
		Mean	63.6		
		Maximum	65.9		
		Minimum	59.2		

Date	Start Time	Leq (5mins)	Leq (30mins)	L10 (5mins)	L90 (5mins)
31/12/2023	7:00	59.1		61.0	58.0
31/12/2023	7:05	58.6		60.5	56.7
31/12/2023	7:10	56.7	58.6	58.0	55.3
31/12/2023	7:15	59.3		60.2	57.6
31/12/2023	7:20	59.0		60.3	57.9
31/12/2023	7:25	58.6		59.5	57.4
31/12/2023	7:30	59.5		61.1	57.8
31/12/2023	7:35	60.4		62.2	58.9
31/12/2023	7:40	59.2	59.7	61.1	57.3
31/12/2023	7:45	59.0		60.0	58.3
31/12/2023	7:50	59.9		61.0	59.1
31/12/2023	7:55	59.8		60.9	57.9
31/12/2023	8:00	58.9		60.6	57.1
31/12/2023	8:05	60.4		61.7	59.2
31/12/2023	8:10	60.6	60.7	62.5	59.6
31/12/2023	8:15	60.9		61.8	59.4
31/12/2023	8:20	62.1		62.8	61.3
31/12/2023	8:25	60.7		62.3	59.6
31/12/2023	8:30	61.4		62.1	60.2
31/12/2023	8:35	61.1		63.0	60.0
31/12/2023	8:40	60.6	61.7	62.2	59.5
31/12/2023	8:45	62.5		64.1	61.6
31/12/2023	8:50	62.5		63.4	61.7
31/12/2023	8:55	62.0		63.6	60.6
31/12/2023	9:00	63.3		64.4	62.1
31/12/2023	9:05	63.0		64.0	61.8
31/12/2023	9:10	62.4	62.7	63.2	61.3
31/12/2023	9:15	62.2		62.8	61.5
31/12/2023	9:20	62.8		64.3	61.7
31/12/2023	9:25	62.1		64.0	61.1
31/12/2023	9:30	63.0		64.9	62.3
31/12/2023	9:35	61.7		63.1	60.2
31/12/2023	9:40	62.9	62.7	63.7	61.1
31/12/2023	9:45	62.7		63.6	61.3
31/12/2023	9:50	63.0		64.4	62.3
31/12/2023	9:55	62.5		64.3	60.8
31/12/2023	10:00	61.7		62.7	60.8
31/12/2023	10:05	62.7		64.2	61.0
31/12/2023	10:10	62.3	62.4	63.1	61.7
31/12/2023	10:15	61.7		62.3	61.0
31/12/2023	10:20	63.0		63.6	62.2
31/12/2023	10:25	62.9		63.6	62.1
31/12/2023	10:30	62.9		64.6	61.3
31/12/2023	10:35	64.2		65.1	62.8
31/12/2023	10:40	64.3	63.6	65.1	62.8
31/12/2023	10:45	63.1		64.2	62.2
31/12/2023	10:50	63.4		65.0	62.7
31/12/2023	10:55	63.5		64.8	62.4
31/12/2023	11:00	63.4		64.0	62.2
31/12/2023	11:05	62.8		64.4	61.0
31/12/2023	11:10	64.1	64.3	65.7	62.9
31/12/2023	11:15	63.9		65.7	62.0
31/12/2023	11:20	65.2		66.7	64.2
31/12/2023	11:25	65.5		67.3	64.1
31/12/2023	11:30	64.7		66.6	63.5
31/12/2023	11:35	64.1		65.5	62.5
31/12/2023	11:40	65.0	64.4	66.9	64.2
31/12/2023	11:45	65.0		66.3	64.0
31/12/2023	11:50	63.8		64.4	62.0
31/12/2023	11:55	63.7		64.3	61.9
31/12/2023	12:00	63.8		64.8	61.9
31/12/2023	12:05	64.6		65.9	63.5
31/12/2023	12:10	64.5	64.2	65.8	63.3
31/12/2023	12:15	64.2		65.2	62.5
31/12/2023	12:20	64.1		65.5	62.5
31/12/2023	12:25	64.2		65.6	63.4
31/12/2023	12:30	66.6		68.3	65.5
31/12/2023	12:35	66.7		67.6	65.5
31/12/2023	12:40	66.2	66.1	67.0	65.0
31/12/2023	12:45	65.3		65.9	64.3
31/12/2023	12:50	65.0		65.7	63.1
31/12/2023	12:55	66.7		67.7	66.0
31/12/2023	13:00	62.4		63.3	60.8
31/12/2023	13:05	61.7		62.7	60.0
31/12/2023	13:10	64.6	63.4	65.8	63.8
31/12/2023	13:15	61.3		61.9	60.5
31/12/2023	13:20	64.7		65.8	62.9
31/12/2023	13:25	64.5		65.9	62.7
31/12/2023	13:30	62.9		64.1	61.1
31/12/2023	13:35	66.3		67.7	65.1
31/12/2023	13:40	66.3	64.5	67.5	65.7
31/12/2023	13:45	63.9		65.7	62.8
31/12/2023	13:50	63.5		65.3	61.7
31/12/2023	13:55	62.2		63.3	61.5
31/12/2023	14:00	63.0		64.6	62.0
31/12/2023	14:05	62.6		63.3	61.2
31/12/2023	14:10	63.0	63.3	63.6	61.6
31/12/2023	14:15	62.2		62.8	61.6
31/12/2023	14:20	62.5		64.3	61.4
31/12/2023	14:25	65.5		66.7	63.8
31/12/2023	14:30	64.8		65.6	64.2
31/12/2023	14:35	65.8		66.4	64.3
31/12/2023	14:40	65.8	64.3	67.1	64.3
31/12/2023	14:45	62.9		63.9	62.0
31/12/2023	14:50	63.7		65.1	62.9
31/12/2023	14:55	61.4		63.3	60.8
31/12/2023	15:00	62.7		63.8	62.1
31/12/2023	15:05	64.1		64.9	62.2
31/12/2023	15:10	63.6	63.9	64.9	62.1
31/12/2023	15:15	62.3		63.7	60.4
31/12/2023	15:20	64.7		65.9	63.1
31/12/2023	15:25	65.1		66.7	63.3
31/12/2023	15:30	62.9		64.1	61.4
31/12/2023	15:35	65.2		66.1	63.5
31/12/2023	15:40	62.0	63.4	62.7	61.1
31/12/2023	15:45	63.6		65.3	62.1
31/12/2023	15:50	63.6		64.7	62.9
31/12/2023	15:55	62.4		63.5	60.5
31/12/2023	16:00	63.7		64.6	62.7
31/12/2023	16:05	63.3		64.8	62.5
31/12/2023	16:10	61.8	63.2	62.6	60.9
31/12/2023	16:15	64.9		66.5	64.0
31/12/2023	16:20	62.1		63.2	61.4
31/12/2023	16:25	62.7		64.1	60.9
31/12/2023	16:30	61.7		62.4	60.8
31/12/2023	16:35	65.5		66.8	64.9
31/12/2023	16:40	65.9	65.3	67.2	64.5
31/12/2023	16:45	66.8		68.2	65.0
31/12/2023	16:50	63.1		64.3	62.5
31/12/2023	16:55	66.5		67.2	65.5
31/12/2023	17:00	62.9		63.8	62.2
31/12/2023	17:05	65.4		66.7	63.5
31/12/2023	17:10	64.2	64.0	65.4	62.8
31/12/2023	17:15	63.7		65.3	62.8
31/12/2023	17:20	64.0		64.8	62.1
31/12/2023	17:25	63.0		63.7	62.0
31/12/2023	17:30	64.2		65.6	62.4
31/12/2023	17:35	66.1		67.6	65.1
31/12/2023	17:40	63.5	65.3	65.0	62.2
31/12/2023	17:45	64.5		65.7	62.7
31/12/2023	17:50	65.7		67.1	64.8
31/12/2023	17:55	66.7		67.8	65.1
31/12/2023	18:00	65.3		66.5	64.0
31/12/2023	18:05	66.0		67.9	64.3
31/12/2023	18:10	66.8	66.2	68.0	65.6
31/12/2023	18:15	67.8		69.6	67.2
31/12/2023	18:20	65.2		66.3	63.8
31/12/2023	18:25	65.6		66.8	64.4
31/12/2023	18:30	63.5		64.1	62.1
31/12/2023

Station: HC_M4

Date	Start Time	Leq (5mins)	Leq (30mins)	L10 (5mins)	L90 (5mins)
1/1/2024	7:00	59.2		60.3	57.8
1/1/2024	7:05	59.5		60.6	58.0
1/1/2024	7:10	57.1	58.7	58.8	55.9
1/1/2024	7:15	57.3		59.2	55.8
1/1/2024	7:20	60.0		61.9	58.9
1/1/2024	7:25	58.5		59.7	57.7
1/1/2024	7:30	58.6		59.8	57.8
1/1/2024	7:35	59.7		60.9	59.0
1/1/2024	7:40	58.6	59.3	59.8	57.1
1/1/2024	7:45	59.2		60.7	57.4
1/1/2024	7:50	60.0		61.6	59.3
1/1/2024	7:55	59.6		61.0	57.7
1/1/2024	8:00	60.0		61.5	59.0
1/1/2024	8:05	59.3		59.9	57.8
1/1/2024	8:10	59.3	60.5	61.0	58.4
1/1/2024	8:15	61.1		62.0	60.2
1/1/2024	8:20	61.1		62.7	59.3
1/1/2024	8:25	61.4		63.3	60.1
1/1/2024	8:30	60.7		62.1	59.5
1/1/2024	8:35	62.0		63.9	60.1
1/1/2024	8:40	61.0	61.8	62.7	60.2
1/1/2024	8:45	61.7		63.5	59.9
1/1/2024	8:50	62.0		63.3	60.6
1/1/2024	8:55	62.8		64.4	61.6
1/1/2024	9:00	62.5		63.4	60.9
1/1/2024	9:05	63.3		64.4	62.2
1/1/2024	9:10	61.9	62.6	63.4	60.7
1/1/2024	9:15	62.9		64.3	61.3
1/1/2024	9:20	61.7		63.3	61.0
1/1/2024	9:25	62.8		64.5	61.4
1/1/2024	9:30	62.4		64.2	61.6
1/1/2024	9:35	61.7		62.6	60.7
1/1/2024	9:40	63.3	62.7	63.9	62.2
1/1/2024	9:45	63.1		63.9	61.4
1/1/2024	9:50	62.6		63.2	61.0
1/1/2024	9:55	63.1		64.4	61.8
1/1/2024	10:00	62.2		64.1	61.0
1/1/2024	10:05	63.0		63.7	61.1
1/1/2024	10:10	62.8	62.7	64.6	61.4
1/1/2024	10:15	61.7		62.3	60.4
1/1/2024	10:20	62.5		64.3	60.9
1/1/2024	10:25	63.5		64.4	62.5
1/1/2024	10:30	64.0		65.3	62.2
1/1/2024	10:35	62.9		64.7	61.1
1/1/2024	10:40	62.7	63.5	63.7	61.6
1/1/2024	10:45	64.2		65.3	62.7
1/1/2024	10:50	64.2		65.3	63.4
1/1/2024	10:55	62.7		63.4	61.6
1/1/2024	11:00	63.9		64.6	62.1
1/1/2024	11:05	63.7		64.7	61.8
1/1/2024	11:10	63.1	64.0	64.8	62.4
1/1/2024	11:15	65.1		65.8	63.7
1/1/2024	11:20	64.1		66.0	63.0
1/1/2024	11:25	64.1		65.2	63.5
1/1/2024	11:30	65.5		66.7	63.6
1/1/2024	11:35	65.0		66.2	64.3
1/1/2024	11:40	64.2	65.0	65.7	62.4
1/1/2024	11:45	65.0		66.8	64.4
1/1/2024	11:50	65.6		66.4	65.0
1/1/2024	11:55	64.8		66.3	63.1
1/1/2024	12:00	65.0		66.9	64.1
1/1/2024	12:05	64.0		65.6	62.6
1/1/2024	12:10	64.0	64.7	65.6	63.0
1/1/2024	12:15	64.8		65.6	63.7
1/1/2024	12:20	65.1		66.5	63.9
1/1/2024	12:25	65.2		66.8	63.5
1/1/2024	12:30	66.5		67.8	64.9
1/1/2024	12:35	66.3		67.8	65.1
1/1/2024	12:40	66.0	66.0	66.9	64.6
1/1/2024	12:45	65.8		66.8	65.0
1/1/2024	12:50	65.0		66.4	63.5
1/1/2024	12:55	66.2		67.5	64.9
1/1/2024	13:00	66.5		67.4	65.0
1/1/2024	13:05	64.6		66.2	62.7
1/1/2024	13:10	62.1	64.4	63.0	60.4
1/1/2024	13:15	62.4		63.4	61.6
1/1/2024	13:20	65.3		66.5	63.9
1/1/2024	13:25	63.8		64.4	63.2
1/1/2024	13:39	61.7		62.6	60.0
1/1/2024	13:44	62.9		63.9	62.2
1/1/2024	13:49	63.4		65.3	62.2
1/1/2024	13:54	61.3		63.2	60.4
1/1/2024	13:59	66.1		67.0	64.2
1/1/2024	14:04	63.8		65.5	62.3
1/1/2024	14:09	64.9		66.4	63.0
1/1/2024	14:14	61.6	64.1	63.0	60.2
1/1/2024	14:19	63.1		64.5	61.4
1/1/2024	14:24	66.0		67.1	65.0
1/1/2024	14:29	63.7		64.7	62.2
1/1/2024	14:34	65.0		66.9	64.2
1/1/2024	14:39	62.3		63.3	60.6
1/1/2024	14:44	62.4	63.2	63.7	61.2
1/1/2024	14:49	63.1		64.3	61.6
1/1/2024	14:54	62.5		63.4	60.9
1/1/2024	14:59	63.3		63.9	62.0
1/1/2024	15:04	66.0		66.7	65.3
1/1/2024	15:09	61.3		63.0	59.8
1/1/2024	15:14	62.8	63.5	64.1	61.0
1/1/2024	15:19	64.0		65.2	62.5
1/1/2024	15:24	63.3		64.5	62.3
1/1/2024	15:29	61.8		62.9	60.2
1/1/2024	15:34	63.9		65.6	63.1
1/1/2024	15:39	61.4		62.2	59.8
1/1/2024	15:44	62.2	63.7	63.0	60.3
1/1/2024	15:49	65.4		66.8	64.8
1/1/2024	15:54	64.7		65.5	63.7
1/1/2024	15:59	63.6		64.6	62.3
1/1/2024	16:04	64.2		65.7	63.0
1/1/2024	16:09	65.2		66.3	64.5
1/1/2024	16:14	65.7	64.9	66.4	65.0
1/1/2024	16:19	63.0		64.0	61.8
1/1/2024	16:24	64.0		65.2	62.7
1/1/2024	16:29	66.5		67.1	65.3
1/1/2024	16:34	65.6		66.4	64.1
1/1/2024	16:39	66.5		67.8	64.7
1/1/2024	16:44	64.8	65.0	65.5	63.6
1/1/2024	16:49	64.2		64.8	62.7
1/1/2024	16:54	64.5		65.1	63.5
1/1/2024	16:59	63.9		64.5	63.1
1/1/2024	17:04	63.8		65.1	62.9
1/1/2024	17:09	63.4		65.1	62.1
1/1/2024	17:14	63.8	65.1	64.9	62.2
1/1/2024	17:19	66.1		66.7	64.7
1/1/2024	17:24	66.3		67.1	64.8
1/1/2024	17:29	66.2		67.3	64.5
1/1/2024	17:34	64.4		65.9	63.4
1/1/2024	17:39	64.0		65.0	63.2
1/1/2024	17:44	64.2	64.4	65.8	63.4
1/1/2024	17:49	65.0		66.0	63.8
1/1/2024	17:54	63.9		65.7	63.2
1/1/2024	17:59	64.8		65.7	63.2
1/1/2024	18:04	65.3		66.6	64.0
1/1/2024	18:09	63.7		64.9	62.1
1/1/2024	18:14	63.3	64.2	64.5	61.4
1/1/2024	18:19	63.6		64.3	62.7
1/1/2024	18:24	64.1		65.7	63.3
1/1/2024	18:29	65.0		65.9	63.8
1/1/2024	18:34	68.0		69.8	67.3
1/1/2024	18:39	64.6		66.5	63.9
1/1/2024	18:44	66.2	66.6	67.2	64.5
1/1/2024	18:49	66.8		67.5	65.3
1/1/2024	18:54	64.5		66.4	63.9
1/1/2024	18:59	68.2		69.2	67.5
		Mean	63.5		
		Maximum	66.6		
		Minimum	58.7		

Date	Start Time	Leq (5mins)	Leq (30mins)	L10 (5mins)	L90 (5mins)
2/1/2024	7:04	58.9		60.0	57.2
2/1/2024	7:09	59.7		61.2	58.8
2/1/2024	7:14	59.1	59.3	60.4	57.3
2/1/2024	7:19	58.8		59.7	58.1
2/1/2024	7:24	60.3		62.2	58.5
2/1/2024	7:29	59.0		60.5	58.4
2/1/2024	7:34	60.2		60.9	59.2
2/1/2024	7:39	59.9		61.5	58.4
2/1/2024	7:44	60.1	60.4	61.5	58.3
2/1/2024	7:49	59.3		60.9	57.5
2/1/2024	7:54	61.9		63.6	60.9
2/1/2024	7:59	60.3		61.3	59.4
2/1/2024	8:04	61.3		63.2	59.8
2/1/2024	8:09	62.4		63.9	60.7
2/1/2024	8:14	60.4	61.5	61.5	58.7
2/1/2024	8:19	61.5		62.6	59.7
2/1/2024	8:24	61.5		62.7	60.7
2/1/2024	8:29	61.7		62.8	60.9
2/1/2024	8:34	63.0		63.6	61.9
2/1/2024	8:39	62.5		64.2	61.4
2/1/2024	8:44	62.4	62.6	63.4	60.8
2/1/2024	8:49	63.2		65.1	62.2
2/1/2024	8:54	61.8		62.5	60.4
2/1/2024	8:59	62.4		63.1	61.3
2/1/2024	9:04	62.1		63.9	60.2
2/1/2024	9:09	62.3		63.2	60.8
2/1/2024	9:14	62.1	62.3	63.3	61.0
2/1/2024	9:19	62.2		63.3	60.6
2/1/2024	9:24	62.4		63.8	61.0
2/1/2024	9:29	62.4		64.1	61.7
2/1/2024	9:34	63.3		65.1	61.4
2/1/2024	9:39	62.8		64.5	62.2
2/1/2024	9:44	62.1	62.4	63.0	61.2
2/1/2024	9:49	61.8		63.7	60.3
2/1/2024	9:54	62.1		63.4	60.2
2/1/2024	9:59	61.8		62.5	61.1
2/1/2024	10:04	63.9		65.0	62.5
2/1/2024	10:09	63.8		65.7	62.3
2/1/2024	10:14	62.9	63.5	64.8	61.2
2/1/2024	10:19	63.6		65.0	62.7
2/1/2024	10:24	63.8		64.5	63.1
2/1/2024	10:29	63.1		64.1	62.2
2/1/2024	10:34	63.3		64.4	62.5
2/1/2024	10:39	63.7		65.1	62.4
2/1/2024	10:44	63.1	63.6	65.0	62.5
2/1/2024	10:49	63.0		63.8	61.6
2/1/2024	10:54	63.8		65.1	62.8
2/1/2024	10:59	64.3		65.6	63.2
2/1/2024	11:04	65.1		66.6	63.8
2/1/2024	11:09	65.2		66.3	64.5
2/1/2024	11:14	64.3	64.7	65.7	62.8
2/1/2024	11:19	64.1		65.6	63.3
2/1/2024	11:24	63.9		65.4	62.6
2/1/2024	11:29	65.2		65.8	64.5
2/1/2024	11:34	65.2		67.0	64.4
2/1/2024	11:39	65.1		66.4	63.4
2/1/2024	11:44	64.2	64.6	65.2	63.4
2/1/2024	11:49	63.7		64.3	63.0
2/1/2024	11:54	65.2		66.8	64.4
2/1/2024	11:59	63.8		65.1	63.2
2/1/2024	12:04	65.9		67.2	64.6
2/1/2024	12:09	65.8		66.8	64.6
2/1/2024	12:14	65.2	65.7	66.0	64.4
2/1/2024	12:19	65.9		67.2	65.1
2/1/2024	12:24	66.1		67.7	64.8
2/1/2024	12:29	65.2		67.1	63.4
2/1/2024	12:34	64.6		66.4	62.9
2/1/2024	12:39	64.2	64.7	65.2	63.5
2/1/2024	12:44	65.8		67.6	64.4
2/1/2024	12:49	65.7		67.3	64.6
2/1/2024	12:54	64.9		66.0	63.1
2/1/2024	12:59	61.5		62.7	60.1
2/1/2024	13:04	66.4		68.1	65.2
2/1/2024	13:09	65.8		67.7	64.6
2/1/2024	13:14	66.2	65.2	67.3	64.6
2/1/2024	13:19	63.9		65.3	62.4
2/1/2024	13:24	61.4		62.1	59.7
2/1/2024	13:29	65.9		66.6	64.9
2/1/2024	13:34	64.6		65.8	63.2
2/1/2024	13:39	64.3		65.1	63.2
2/1/2024	13:44	65.3	64.6	66.5	64.3
2/1/2024	13:49	62.5		63.1	61.9
2/1/2024	13:54	63.3		64.3	62.1
2/1/2024	13:59	66.4		67.1	65.2
2/1/2024	14:04	66.3		68.1	64.9
2/1/2024	14:09	62.4		63.6	61.1
2/1/2024	14:14	62.4	64.0	63.7	61.6
2/1/2024	14:19	64.9		66.1	64.1
2/1/2024	14:24	63.3		64.8	61.7
2/1/2024	14:29	63.4		64.2	62.0
2/1/2024	14:34	64.4		66.3	63.4
2/1/2024	14:39	65.2		66.7	63.4
2/1/2024	14:44	61.6	63.8	62.3	59.8
2/1/2024	14:49	65.5		67.4	63.8
2/1/2024	14:54	62.4		64.2	60.7
2/1/2024	14:59	61.9		62.6	61.2
2/1/2024	15:04	62.8		64.6	61.6
2/1/2024	15:09	63.9		64.9	62.3
2/1/2024	15:14	61.3	63.7	63.0	60.2
2/1/2024	15:19	65.2		66.6	63.5
2/1/2024	15:24	65.0		66.9	63.3
2/1/2024	15:29	62.6		63.6	61.6
2/1/2024	15:34	64.9		65.5	63.3
2/1/2024	15:39	63.2		65.0	61.3
2/1/2024	15:44	66.4	65.2	67.4	64.7
2/1/2024	15:49	64.9		65.7	64.0
2/1/2024	15:54	66.1		67.9	64.3
2/1/2024	15:59	65.3		66.5	64.2
2/1/2024	16:04	66.3		67.5	65.6
2/1/2024	16:09	65.2		66.5	64.5
2/1/2024	16:14	65.0	64.6	66.3	64.1
2/1/2024	16:19	63.2		64.5	61.7
2/1/2024	16:24	63.8		64.8	62.8
2/1/2024	16:29	63.3		64.1	61.9
2/1/2024	16:34	65.0		66.8	63.4
2/1/2024	16:39	65.8		66.4	65.1
2/1/2024	16:44	65.5	65.2	66.2	64.8
2/1/2024	16:49	62.8		64.4	62.2
2/1/2024	16:54	66.8		68.0	65.9
2/1/2024	16:59	63.9		65.1	62.2
2/1/2024	17:04	63.1		63.9	61.7
2/1/2024	17:09	64.8		65.6	63.3
2/1/2024	17:14	63.6	65.0	64.3	62.9
2/1/2024	17:19	65.9		66.6	64.7
2/1/2024	17:24	65.7		67.0	64.0
2/1/2024	17:29	66.0		66.6	64.7
2/1/2024	17:34	64.8		66.1	63.3
2/1/2024	17:39	64.7		66.5	63.1
2/1/2024	17:44	65.6	65.2	66.4	64.2
2/1/2024	17:49	65.3		66.8	64.0
2/1/2024	17:54	64.8		65.8	64.1
2/1/2024	17:59	65.6		66.5	65.0
2/1/2024	18:04	68.1		69.1	66.7
2/1/2024	18:09	67.5		68.7	66.8
2/1/2024	18:14	67.3	67.5	67.9	66.4
2/1/2024	18:19	68.1		69.5	66.6
2/1/2024	18:24	67.8		68.4	66.2
2/1/2024	18:29	65.6		67.0	64.7
2/1/2024	18:34	68.1		69.1	67.5
2/1/2024	18:39	64.9		65.9	63.0
2/1/2024	18:44	63.1	65.4	64.0	61.8
2/1/2024	18:49	65.4		67.1	64.3
2/1/2024	18:54	63.1		63.7	62.4
2/1/2024	18:59	65.6		66.7	63.7
		Mean	63.9		
		Maximum	67.5		
		Minimum	59.3		

Date	Start Time	Leq (5mins)	Leq (30mins)	L10 (5mins)	L90 (5mins)
3/1/2024	7:04	58.9		60.8	57.6
3/1/2024	7:09	60.4		61.7	58.5
3/1/2024	7:14	58.6	60.1	59.6	58.0
3/1/2024	7:19	59.1		59.8	57.3
3/1/2024	7:24	60.1		61.5	59.1
3/1/2024	7:29	62.4		63.0	61.1
3/1/2024	7:34	61.6		63.3	60.7
3/1/2024	7:39	61.8		63.4	60.1
3/1/2024	7:44	60.5	61.3	61.2	59.2
3/1/2024	7:49	62.1		63.8	60.6
3/1/2024	7:54	60.3		61.7	58.9
3/1/2024	7:59	60.9		62.1	59.5
3/1/2024	8:04	62.5		64.0	61.9
3/1/2024	8:09	62.1		63.7	61.1
3/1/2024	8:14	63.1	62.5	64.7	62.0
3/1/2024	8:19	62.7		63.5	61.6
3/1/2024	8:24	62.6		64.5	61.4
3/1/2024	8:29	62.2		64.1	61.5
3/1/2024	8:34	61.7		63.3	60.9
3/1/2024	8:39	62.8		64.3	62.0
3/1/2024	8:44	63.1	62.6	64.9	62.1
3/1/2024	8:49	63.0		64.7	61.1
3/1/2024	8:54	62.6		63.6	61.1
3/1/2024	8:59	62.4		63.8	61.0
3/1/2024	9:04	61.8		63.7	60.4
3/1/2024	9:09	61.7		62.4	61.1
3/1/2024	9:14	62.3	62.3	64.1	61.4
3/1/2024	9:19	62.1		63.4	61.3
3/1/2024	9:24	63.2		65.0	62.2
3/1/2024	9:29	62.7		64.3	60.9
3/1/2024	9:34	62.3		63.6	60.4
3/1/2024	9:39	63.0		64.6	61.9
3/1/2024	9:44	63.3	63.2	65.2	62.0
3/1/2024	9:49	63.5		65.1	62.4
3/1/2024	9:54	63.0		64.5	62.3
3/1/2024	9:59	64.1		65.9	62.1
3/1/2024	10:04	63.2		65.4	62.0
		Mean	62.0		
		Maximum	63.2		
		Minimum	60.1		

Summary of Noise Monitoring Results during 07:00 - 19:00 at HC_M4	
	Leq (30mins)
Mean	63.8
Maximum	67.5
Minimum	58.6

Note:
1. The Leq (5mins) values within the time slots that do not have six consecutive Leq (5mins) values are not included in calculation of Leq (30mins).
2. Short periods of data gaps in tables are due to suspension of monitoring during replacement of batteries for the sound level meter.

Appendix 3-5 Baseline Noise Monitoring Data – 19:00 - 23:00 at HC_M4

Station: HC_M4

Date	Start Time	Leq (5mins)	Leq (15mins)	Leq (30mins)	L10 (5mins)	L90 (5mins)
20/12/2023	19:03	64.0	63.9		66.3	62.7
20/12/2023	19:08	64.1		63.8	66.5	61.8
20/12/2023	19:13	63.5			66.0	61.5
20/12/2023	19:18	63.4	63.8		66.0	60.8
20/12/2023	19:23	64.0			66.4	62.1
20/12/2023	19:28	63.9			66.0	62.9
20/12/2023	19:33	63.5	62.1		65.8	61.2
20/12/2023	19:38	61.2		61.3	62.9	60.0
20/12/2023	19:43	61.0			61.8	58.9
20/12/2023	19:48	60.1	60.4		61.1	58.7
20/12/2023	19:53	60.3			61.3	58.8
20/12/2023	19:58	60.9			63.5	59.6
20/12/2023	20:03	61.6	61.4		63.8	60.3
20/12/2023	20:08	61.7		61.6	63.6	60.3
20/12/2023	20:13	60.8			62.7	58.6
20/12/2023	20:18	61.1	61.7		63.1	59.8
20/12/2023	20:23	61.9			64.7	60.5
20/12/2023	20:28	62.1			64.5	58.7
20/12/2023	20:33	60.6	60.9		63.9	58.2
20/12/2023	20:38	60.8		60.9	62.5	57.8
20/12/2023	20:43	61.3			64.1	59.0
20/12/2023	20:48	60.6	60.8		61.8	58.4
20/12/2023	20:53	61.8			65.1	58.6
20/12/2023	20:58	59.8			61.1	57.2
20/12/2023	21:03	59.5	59.7		61.8	56.5
20/12/2023	21:08	59.7		59.5	60.9	58.2
20/12/2023	21:13	59.9			62.2	56.5
20/12/2023	21:18	58.9	59.2		61.3	55.6
20/12/2023	21:23	58.6			61.0	56.8
20/12/2023	21:28	60.0			61.4	56.8
20/12/2023	21:33	58.8	58.9		60.6	55.9
20/12/2023	21:38	59.1		58.4	61.2	58.1
20/12/2023	21:43	58.9			60.1	57.4
20/12/2023	21:48	59.0	57.9		60.5	56.1
20/12/2023	21:53	57.5			60.7	54.5
20/12/2023	21:58	56.9			59.5	53.7
20/12/2023	22:03	56.2	57.9		57.2	53.5
20/12/2023	22:08	59.4		58.0	60.6	56.7
20/12/2023	22:13	57.6			58.8	56.3
20/12/2023	22:18	58.5	58.1		60.3	57.5
20/12/2023	22:23	56.5			58.7	53.6
20/12/2023	22:28	59.0			60.4	57.2
20/12/2023	22:33	58.7	57.8		61.8	56.7
20/12/2023	22:38	58.2		57.0	59.6	56.3
20/12/2023	22:43	56.3			58.1	53.8
20/12/2023	22:48	55.5	55.9		57.3	53.5
20/12/2023	22:53	55.4			57.2	54.5
20/12/2023	22:58	56.7			59.7	55.2
		Mean	60.0	60.1		
		Maximum	63.9	63.8		
		Minimum	55.9	57.0		

Date	Start Time	Leq (5mins)	Leq (15mins)	Leq (30mins)	L10 (5mins)	L90 (5mins)
21/12/2023	19:03	63.3	63.7		65.0	61.7
21/12/2023	19:08	64.0		63.6	64.7	62.9
21/12/2023	19:13	63.9			65.4	63.3
21/12/2023	19:18	63.4	63.5		65.3	62.1
21/12/2023	19:23	63.9			65.4	62.9
21/12/2023	19:28	63.2			64.6	62.5
21/12/2023	19:33	63.3	63.1		64.7	62.2
21/12/2023	19:38	64.0		62.1	65.4	63.2
21/12/2023	19:43	61.7			63.1	59.8
21/12/2023	19:48	61.2	60.9		61.8	60.0
21/12/2023	19:53	61.1			62.9	60.3
21/12/2023	19:58	60.4			61.3	58.9
21/12/2023	20:03	61.8	61.4		63.0	60.2
21/12/2023	20:08	61.9		61.4	62.7	60.0
21/12/2023	20:13	60.3			61.1	59.2
21/12/2023	20:18	61.4	61.3		62.7	59.9
21/12/2023	20:23	61.9			63.0	60.4
21/12/2023	20:28	60.6			62.1	59.6
21/12/2023	20:33	60.2	61.3		61.8	59.2
21/12/2023	20:38	61.7		61.5	63.3	60.0
21/12/2023	20:43	61.7			62.9	60.6
21/12/2023	20:48	62.2	61.8		63.9	61.1
21/12/2023	20:53	61.7			63.5	60.0
21/12/2023	20:58	61.5			63.1	60.1
21/12/2023	21:03	59.4	59.3		60.8	58.1
21/12/2023	21:08	59.2		59.3	60.7	57.8
21/12/2023	21:13	59.2			60.8	57.7
21/12/2023	21:18	59.6	59.3		61.4	57.9
21/12/2023	21:23	59.7			61.3	58.2
21/12/2023	21:28	58.6			60.5	57.6
21/12/2023	21:33	58.8	58.6		60.6	57.1
21/12/2023	21:38	58.4		58.8	60.0	56.7
21/12/2023	21:43	58.6			60.4	56.7
21/12/2023	21:48	59.5	58.9		60.2	58.8
21/12/2023	21:53	59.2			60.0	57.7
21/12/2023	21:58	57.9			59.5	57.2
21/12/2023	22:03	56.3	57.9		56.9	54.5
21/12/2023	22:08	57.4		58.4	58.4	56.6
21/12/2023	22:13	59.5			60.4	58.3
21/12/2023	22:18	57.3	58.8		59.1	56.1
21/12/2023	22:23	59.7			61.2	58.0
21/12/2023	22:28	59.2			61.0	58.2
21/12/2023	22:33	56.4	57.2		57.0	54.9
21/12/2023	22:38	56.6		57.0	58.2	55.1
21/12/2023	22:43	58.3			59.3	57.1
21/12/2023	22:48	57.2	56.8		57.8	55.4
21/12/2023	22:53	56.4			57.2	55.2
21/12/2023	22:58	56.7			58.4	54.9
		Mean	60.2	60.3		
		Maximum	63.7	63.6		
		Minimum	56.8	57.0		

Date	Start Time	Leq (5mins)	Leq (15mins)	Leq (30mins)	L10 (5mins)	L90 (5mins)
22/12/2023	19:04	65.8	64.7		66.7	64.1
22/12/2023	19:09	64.3		64.2	65.0	63.1
22/12/2023	19:14	63.8			65.7	61.9
22/12/2023	19:19	63.1	63.5		65.0	62.2
22/12/2023	19:24	63.3			63.9	62.3
22/12/2023	19:29	64.1			65.6	63.0
22/12/2023	19:34	64.0	63.8		64.6	62.4
22/12/2023	19:39	63.4		63.0	65.0	61.5
22/12/2023	19:44	64.0			65.1	62.5
22/12/2023	19:49	63.3	62.0		64.1	61.4
22/12/2023	19:54	60.6			62.3	59.6
22/12/2023	19:59	61.8			63.6	60.8
22/12/2023	20:04	62.1	61.8		63.5	60.8
22/12/2023	20:09	61.7		61.6	63.0	61.1
22/12/2023	20:14	61.5			62.3	60.6
22/12/2023	20:19	62.0	61.3		63.9	60.7
22/12/2023	20:24	61.4			62.8	60.4
22/12/2023	20:29	60.5			62.2	59.5
22/12/2023	20:34	60.7	60.9		61.6	59.7
22/12/2023	20:39	60.4		60.9	61.7	59.4
22/12/2023	20:44	61.4			62.5	60.0
22/12/2023	20:49	61.2	61.0		62.8	59.4
22/12/2023	20:54	61.4			62.9	60.6
22/12/2023	20:59	60.4			61.1	59.2
22/12/2023	21:04	61.1	60.1		62.0	59.6
22/12/2023	21:09	60.2		59.9	61.2	58.3
22/12/2023	21:14	58.6			60.5	56.7
22/12/2023	21:19	59.7	59.6		60.7	57.9
22/12/2023	21:24	60.1			60.9	59.5
22/12/2023	21:29	59.0			59.6	57.8
22/12/2023	21:34	59.9	59.4		61.4	58.4
22/12/2023	21:39	58.4		59.4	60.3	57.6
22/12/2023	21:44	59.8			60.6	58.6
22/12/2023	21:49	58.8	59.5		59.6	57.6
22/12/2023	21:54	59.9			61.2	58.3
22/12/2023	21:59	59.6			60.8	58.4
22/12/2023	22:04	58.9	58.4		60.8	58.2
22/12/2023	22:09	58.1		58.0	58.9	56.8
22/12/2023	22:14	58.2			59.2	57.6
22/12/2023	22:19	56.3	57.4		57.3	54.7
22/12/2023	22:24	56.6			58.4	55.8
22/12/2023	22:29	58.9			59.9	57.6
22/12/2023	22:34	58.5	58.6		60.1	57.8
22/12/2023	22:39	59.1		58.4	60.3	57.8
22/12/2023	22:44	58.3			59.4	56.5
22/12/2023	22:49	57.5	58.1		58.1	55.8
22/12/2023	22:54	59.1			60.8	58.1
22/12/2023	22:59	57.5			58.6	56.4
		Mean	60.6	60.7		
		Maximum	64.7	64.2		
		Minimum	57.4	58.0		

Station: HC_M4

Date	Start Time	Leq (5mins)	Leq (15mins)	Leq (30mins)	L10 (5mins)	L90 (5mins)
23/12/2023	19:04	63.6	65.0	64.3	65.3	61.8
23/12/2023	19:09	66.2			66.8	64.3
23/12/2023	19:14	64.7			66.5	63.2
23/12/2023	19:19	63.6	63.5		65.2	62.6
23/12/2023	19:24	63.1			63.9	61.9
23/12/2023	19:29	63.8			65.4	63.1
23/12/2023	19:34	63.2	63.4	63.4	65.0	61.7
23/12/2023	19:39	63.1			64.0	62.3
23/12/2023	19:44	63.8			64.6	62.4
23/12/2023	19:49	63.8	63.4		64.5	62.2
23/12/2023	19:54	64.1			66.0	63.2
23/12/2023	19:59	62.1			63.1	61.4
23/12/2023	20:04	60.1	60.6	61.0	61.2	58.3
23/12/2023	20:09	61.0			62.2	60.4
23/12/2023	20:14	60.7			61.7	59.6
23/12/2023	20:19	61.0	61.4		61.9	60.1
23/12/2023	20:24	61.0			62.9	59.9
23/12/2023	20:29	62.1			63.3	61.1
23/12/2023	20:34	61.5	61.0	61.0	62.9	60.1
23/12/2023	20:39	60.8			62.1	59.3
23/12/2023	20:44	60.6			61.4	59.8
23/12/2023	20:49	60.6	61.1		61.5	58.9
23/12/2023	20:54	61.8			63.5	61.1
23/12/2023	20:59	60.8			61.6	59.8
23/12/2023	21:04	61.1	61.4	60.5	62.1	59.9
23/12/2023	21:09	61.7			62.8	59.9
23/12/2023	21:14	61.3			62.3	60.4
23/12/2023	21:19	59.0	59.5		60.9	58.3
23/12/2023	21:24	59.7			60.6	58.0
23/12/2023	21:29	59.7			61.3	58.6
23/12/2023	21:34	60.1	59.7	59.6	61.5	58.4
23/12/2023	21:39	60.2			60.8	58.6
23/12/2023	21:44	58.6			60.3	56.7
23/12/2023	21:49	60.2	59.5		61.4	59.1
23/12/2023	21:54	58.8			60.1	57.8
23/12/2023	21:59	59.5			61.4	58.4
23/12/2023	22:04	58.9	58.5	58.3	59.6	58.0
23/12/2023	22:09	59.5			60.7	58.9
23/12/2023	22:14	56.5			57.5	55.6
23/12/2023	22:19	58.5	58.1		59.8	57.9
23/12/2023	22:24	59.1			60.1	58.4
23/12/2023	22:29	56.1			57.7	54.4
23/12/2023	22:34	57.1	57.3	57.6	57.8	55.5
23/12/2023	22:39	56.9			57.8	55.6
23/12/2023	22:44	57.9			59.4	57.1
23/12/2023	22:49	57.2	57.8		58.3	55.6
23/12/2023	22:54	58.1			59.6	57.2
24/12/2023	22:59	58.0			59.8	57.4
		Mean	60.7	60.7		
		Maximum	65.0	64.3		
		Minimum	57.3	57.6		

Date	Start Time	Leq (5mins)	Leq (15mins)	Leq (30mins)	L10 (5mins)	L90 (5mins)
24/12/2023	19:04	64.2	64.6	64.1	65.5	62.9
24/12/2023	19:09	65.6			67.2	63.8
24/12/2023	19:14	63.7			64.5	62.0
24/12/2023	19:19	63.1	63.6		64.7	62.0
24/12/2023	19:24	63.9			64.5	63.3
24/12/2023	19:29	63.9			65.2	63.0
24/12/2023	19:34	63.4	63.4	63.5	64.8	62.0
24/12/2023	19:39	63.7			65.5	62.8
24/12/2023	19:44	63.2			64.8	62.0
24/12/2023	19:49	63.6	63.6		65.5	62.5
24/12/2023	19:54	63.9			65.7	62.4
24/12/2023	19:59	63.3			64.5	62.5
24/12/2023	20:04	60.4	61.0	61.2	62.2	59.0
24/12/2023	20:09	61.0			62.3	59.4
24/12/2023	20:14	61.5			62.3	59.9
24/12/2023	20:19	61.2	61.4		63.1	59.6
24/12/2023	20:24	61.2			62.1	60.3
24/12/2023	20:29	61.8			63.6	60.8
24/12/2023	20:34	61.3	61.2	61.1	63.1	59.8
24/12/2023	20:39	61.8			63.6	60.6
24/12/2023	20:44	60.4			61.0	58.6
24/12/2023	20:49	60.7	61.1		61.4	58.8
24/12/2023	20:54	62.2			62.8	60.5
24/12/2023	20:59	60.1			60.8	58.5
24/12/2023	21:04	60.2	60.9	60.6	61.4	58.5
24/12/2023	21:09	61.5			63.0	60.7
24/12/2023	21:14	60.8			62.5	59.4
24/12/2023	21:19	61.4	60.3		63.3	59.9
24/12/2023	21:24	59.4			60.8	57.6
24/12/2023	21:29	59.9			61.6	58.1
24/12/2023	21:34	58.5	58.8	59.3	59.6	57.1
24/12/2023	21:39	58.4			59.8	56.8
24/12/2023	21:44	59.4			61.2	58.3
24/12/2023	21:49	59.4	59.7		61.2	58.0
24/12/2023	21:54	59.9			61.4	59.3
24/12/2023	21:59	59.9			61.1	59.3
24/12/2023	22:04	59.6	59.5	59.0	61.1	58.0
24/12/2023	22:09	59.7			61.6	58.7
24/12/2023	22:14	59.1			60.5	57.6
24/12/2023	22:19	57.3	58.4		58.9	56.6
24/12/2023	22:24	58.3			59.1	57.3
24/12/2023	22:29	59.4			61.1	57.9
24/12/2023	22:34	58.7	59.0	58.2	60.5	58.1
24/12/2023	22:39	59.2			60.9	58.1
24/12/2023	22:44	59.1			61.0	58.3
24/12/2023	22:49	56.8	57.1		58.5	55.6
24/12/2023	22:54	56.2			56.8	55.2
24/12/2023	22:59	58.2			59.4	57.5
		Mean	60.9	60.9		
		Maximum	64.6	64.1		
		Minimum	57.1	58.2		

Date	Start Time	Leq (5mins)	Leq (15mins)	Leq (30mins)	L10 (5mins)	L90 (5mins)
25/12/2023	19:02	66.4	66.0	65.1	68.0	65.4
25/12/2023	19:07	67.0			67.8	65.7
25/12/2023	19:12	64.3			65.6	62.4
25/12/2023	19:17	64.6	64.0		65.9	64.0
25/12/2023	19:22	63.5			65.3	61.7
25/12/2023	19:27	63.7			64.5	62.7
25/12/2023	19:32	63.9	63.7	63.7	64.8	62.5
25/12/2023	19:37	63.6			64.5	62.9
25/12/2023	19:42	63.6			64.5	62.9
25/12/2023	19:47	63.7	63.6		64.8	62.8
25/12/2023	19:52	63.1			64.1	62.3
25/12/2023	19:57	64.0			64.8	62.4
25/12/2023	20:02	63.7	62.9	62.0	64.3	63.1
25/12/2023	20:07	63.6			65.1	62.1
25/12/2023	20:12	60.9			62.8	59.1
25/12/2023	20:17	60.1	60.8		61.0	58.4
25/12/2023	20:22	61.1			61.8	59.3
25/12/2023	20:27	61.0			62.9	59.7
25/12/2023	20:32	60.8	60.9	61.1	62.5	59.1
25/12/2023	20:37	61.1			63.0	59.8
25/12/2023	20:42	60.8			62.3	58.9
25/12/2023	20:47	60.6	61.2		61.5	60.0
25/12/2023	20:52	60.7			61.6	59.7
25/12/2023	20:57	62.2			63.0	60.3
25/12/2023	21:02	62.0	60.9	60.9	63.6	60.5
25/12/2023	21:07	60.1			61.4	59.4
25/12/2023	21:12	60.2			61.5	58.9
25/12/2023	21:17	61.4	60.9		62.9	60.2
25/12/2023	21:22	60.9			61.5	59.5
25/12/2023	21:27	60.4			62.2	59.7
25/12/2023	21:32	59.5	59.5	59.4	60.3	58.5
25/12/2023	21:37	60.1			61.6	59.3
25/12/2023	21:42	58.7			60.0	57.2
25/12/2023	21:47	59.6	59.3		60.9	58.6
25/12/2023	21:52	58.8			60.6	58.2
25/12/2023	21:57	59.4			60.2	58.0
25/12/2023	22:02	60.2	59.6	59.2	61.6	59.3
25/12/2023	22:07	60.0			60.7	58.4
25/12/2023	22:12	58.4			59.0	56.9
25/12/2023	22:17	59.2	58.8		60.9	57.5
25/12/2023	22:22	58.8			59.5	57.9
25/12/2023	22:27	58.3			59.7	57.4
25/12/2023	22:32	59.7	58.8	59.0	60.3	58.8
25/12/2023	22:37	59.3			60.5	58.3
25/12/2023	22:42	56.7			57.5	55.6
25/12/2023	22:47	59.7	59.2		61.0	58.8
25/12/2023	22:52	59.6			61.3	59.0
25/12/2023	22:57	58.2			58.9	56.4
		Mean	61.3	61.3		
		Maximum	66.0	65.1		
		Minimum	58.8	59.0		

Station: HC_M4

Date	Start Time	Leq (5mins)	Leq (15mins)	Leq (30mins)	L10 (5mins)	L90 (5mins)
26/12/2023	19:02	66.5	66.1		68.0	64.7
26/12/2023	19:07	66.4			67.5	64.5
26/12/2023	19:12	65.3		65.3	66.8	64.7
26/12/2023	19:17	65.1	64.4		66.0	63.3
26/12/2023	19:22	64.4			65.1	62.6
26/12/2023	19:27	63.4			64.1	61.9
26/12/2023	19:32	64.1	63.8		64.8	62.9
26/12/2023	19:37	63.5			64.1	62.1
26/12/2023	19:42	63.8		63.9	64.6	62.5
26/12/2023	19:47	63.5	64.0		64.5	62.7
26/12/2023	19:52	64.2			66.1	63.1
26/12/2023	19:57	64.2			65.1	62.9
26/12/2023	20:02	63.3	63.3		64.6	62.7
26/12/2023	20:07	63.2			64.7	61.5
26/12/2023	20:12	63.4		62.4	64.8	61.9
26/12/2023	20:17	62.1	61.2		64.0	60.2
26/12/2023	20:22	60.2			62.0	59.1
26/12/2023	20:27	61.1			62.5	59.4
26/12/2023	20:32	61.6	61.1		63.2	60.0
26/12/2023	20:37	60.8			61.8	58.9
26/12/2023	20:42	61.0		61.2	62.2	59.7
26/12/2023	20:47	61.9	61.3		63.8	60.9
26/12/2023	20:52	61.2			63.0	60.4
26/12/2023	20:57	60.7			61.3	60.1
26/12/2023	21:02	61.5	61.3		63.1	60.8
26/12/2023	21:07	61.2			62.0	60.4
26/12/2023	21:12	61.3		61.2	62.9	60.1
26/12/2023	21:17	60.3	61.0		62.0	59.1
26/12/2023	21:22	61.0			62.2	59.6
26/12/2023	21:27	61.7			62.7	59.8
26/12/2023	21:32	60.2	59.9		61.0	59.6
26/12/2023	21:37	59.8			61.3	58.5
26/12/2023	21:42	59.8		59.8	60.4	58.3
26/12/2023	21:47	60.1	59.6		61.8	58.7
26/12/2023	21:52	58.5			59.1	57.3
26/12/2023	21:57	60.0			61.0	59.0
26/12/2023	22:02	59.7	59.3		60.7	58.9
26/12/2023	22:07	58.6			60.2	57.3
26/12/2023	22:12	59.4		59.2	60.1	57.9
26/12/2023	22:17	58.9	59.2		59.9	57.1
26/12/2023	22:22	59.8			60.7	58.1
26/12/2023	22:27	58.9			60.7	57.6
26/12/2023	22:32	56.9	57.8		58.6	55.7
26/12/2023	22:37	59.1			60.1	57.9
26/12/2023	22:42	57.1		58.5	58.4	55.2
26/12/2023	22:47	58.4	59.1		59.5	57.0
26/12/2023	22:52	59.3			61.1	58.1
26/12/2023	22:57	59.5			60.8	58.6
		Mean	61.4	61.4		
		Maximum	66.1	65.3		
		Minimum	57.8	58.5		

Date	Start Time	Leq (5mins)	Leq (15mins)	Leq (30mins)	L10 (5mins)	L90 (5mins)
27/12/2023	19:02	64.3	64.5		65.3	62.7
27/12/2023	19:07	65.4			66.8	64.2
27/12/2023	19:12	63.7		64.9	65.2	62.4
27/12/2023	19:17	64.4	65.2		66.0	63.8
27/12/2023	19:22	66.8			68.6	65.5
27/12/2023	19:27	63.9			65.7	62.3
27/12/2023	19:32	65.4	65.5		66.0	64.0
27/12/2023	19:37	65.8			67.3	65.0
27/12/2023	19:42	65.2		64.6	66.0	64.4
27/12/2023	19:47	63.2	63.5		64.7	61.5
27/12/2023	19:52	63.5			64.2	62.9
27/12/2023	19:57	63.9			64.5	63.0
27/12/2023	20:02	63.7	63.5		65.0	63.1
27/12/2023	20:07	63.2			64.9	62.2
27/12/2023	20:12	63.6		63.0	64.7	62.0
27/12/2023	20:17	63.3	62.5		64.9	62.6
27/12/2023	20:22	63.3			65.0	62.7
27/12/2023	20:27	60.1			60.9	58.2
27/12/2023	20:32	61.3	61.3		63.1	60.2
27/12/2023	20:37	62.1			62.8	61.4
27/12/2023	20:42	60.4		61.6	61.1	58.5
27/12/2023	20:47	61.4	61.8		62.2	59.5
27/12/2023	20:52	62.0			63.1	60.9
27/12/2023	20:57	62.1			62.9	60.5
27/12/2023	21:02	61.6	61.0		63.3	60.1
27/12/2023	21:07	61.1			63.0	59.7
27/12/2023	21:12	60.3		61.0	62.1	58.7
27/12/2023	21:17	61.6	61.0		63.1	60.9
27/12/2023	21:22	60.6			61.2	60.0
27/12/2023	21:27	60.7			61.9	59.8
27/12/2023	21:32	61.6	61.2		63.4	60.0
27/12/2023	21:37	60.2			61.4	59.1
27/12/2023	21:42	61.7		60.5	62.5	61.0
27/12/2023	21:47	60.0	59.6		61.1	58.4
27/12/2023	21:52	59.7			61.1	58.0
27/12/2023	21:57	59.0			59.8	57.9
27/12/2023	22:02	58.7	59.4		60.4	57.9
27/12/2023	22:07	59.2			60.8	57.5
27/12/2023	22:12	60.2		59.3	62.1	59.5
27/12/2023	22:17	59.4	59.1		61.1	58.2
27/12/2023	22:22	59.4			60.1	58.6
27/12/2023	22:27	58.4			59.9	57.1
27/12/2023	22:32	58.8	58.8		59.8	57.8
27/12/2023	22:37	59.6			61.2	58.0
27/12/2023	22:42	57.8		58.0	59.1	57.0
27/12/2023	22:47	58.6	57.1		59.6	56.9
27/12/2023	22:52	56.2			56.9	55.1
27/12/2023	22:57	56.1			57.5	54.6
		Mean	61.6	61.6		
		Maximum	65.5	64.9		
		Minimum	57.1	58.0		

Date	Start Time	Leq (5mins)	Leq (15mins)	Leq (30mins)	L10 (5mins)	L90 (5mins)
28/12/2023	19:02	66.6	65.5		67.4	65.7
28/12/2023	19:07	64.8			66.3	63.5
28/12/2023	19:12	64.8		65.5	65.8	64.1
28/12/2023	19:17	65.4	65.6		67.0	64.5
28/12/2023	19:22	63.6			64.6	62.9
28/12/2023	19:27	67.0			67.7	65.8
28/12/2023	19:32	65.0	65.7		66.8	64.0
28/12/2023	19:37	66.0			67.5	65.3
28/12/2023	19:42	66.0		64.9	67.3	64.2
28/12/2023	19:47	64.7	63.8		65.9	63.8
28/12/2023	19:52	63.3			64.2	61.8
28/12/2023	19:57	63.4			64.0	61.8
28/12/2023	20:02	63.9	63.9		65.0	62.7
28/12/2023	20:07	63.6			64.7	61.7
28/12/2023	20:12	64.2		63.8	65.8	63.3
28/12/2023	20:17	64.0	63.6		65.5	62.8
28/12/2023	20:22	63.1			64.8	61.9
28/12/2023	20:27	63.7			65.5	62.3
28/12/2023	20:32	60.3	61.2		62.1	58.9
28/12/2023	20:37	62.1			62.7	60.7
28/12/2023	20:42	61.0		61.3	62.9	60.3
28/12/2023	20:47	61.0	61.5		61.9	59.2
28/12/2023	20:52	62.1			63.1	60.6
28/12/2023	20:57	61.3			61.9	60.2
28/12/2023	21:02	60.2	61.1		61.5	58.3
28/12/2023	21:07	62.2			63.9	60.8
28/12/2023	21:12	60.6		61.6	62.3	59.2
28/12/2023	21:17	61.9	62.0		62.5	61.3
28/12/2023	21:22	62.1			62.7	60.8
28/12/2023	21:27	61.9			63.6	61.2
28/12/2023	21:32	61.8	61.4		63.7	60.4
28/12/2023	21:37	61.5			62.9	59.7
28/12/2023	21:42	60.7		60.7	62.2	59.1
28/12/2023	21:47	61.4	59.8		63.3	59.9
28/12/2023	21:52	58.7			59.8	57.3
28/12/2023	21:57	58.9			59.6	57.2
28/12/2023	22:02	58.6	59.1		59.4	57.1
28/12/2023	22:07	59.4			61.2	58.3
28/12/2023	22:12	59.2		59.2	60.1	57.9
28/12/2023	22:17	58.4	59.2		60.2	57.5
28/12/2023	22:22	59.4			61.1	57.8
28/12/2023	22:27	59.8			60.6	57.9
28/12/2023	22:32	58.8	59.0		59.9	57.7
28/12/2023	22:37	58.4			59.1	57.0
28/12/2023	22:42	59.8		58.6	60.5	59.1
28/12/2023	22:47	57.7	58.1		58.6	56.6
28/12/2023	22:52	56.9			57.8	55.8
28/12/2023	22:57	59.3			60.1	58.6
		Mean	61.9	61.9		
		Maximum	65.7	65.5		
		Minimum	58.1	58.6		

Station: HC_M4

Date	Start Time	Leq (5mins)	Leq (15mins)	Leq (30mins)	L10 (5mins)	L90 (5mins)
29/12/2023	19:00	65.4	65.7		67.2	64.4
29/12/2023	19:05	65.8			67.6	64.7
29/12/2023	19:10	66.0		66.0	67.7	65.0
29/12/2023	19:15	65.3	66.3		67.0	64.5
29/12/2023	19:20	68.2			69.7	66.5
29/12/2023	19:25	64.6			66.5	63.2
29/12/2023	19:30	65.2	64.8		67.1	63.7
29/12/2023	19:35	65.5			66.5	64.8
29/12/2023	19:40	63.5		64.5	65.0	62.1
29/12/2023	19:45	63.6	64.1		65.3	63.0
29/12/2023	19:50	63.3			64.3	62.5
29/12/2023	19:55	65.2			66.6	63.6
29/12/2023	20:00	64.2	63.7		65.8	62.7
29/12/2023	20:05	63.4			64.0	62.7
29/12/2023	20:10	63.4		63.6	64.6	62.1
29/12/2023	20:15	63.5	63.5		65.1	62.1
29/12/2023	20:20	63.6			65.3	62.4
29/12/2023	20:25	63.4			64.2	62.3
29/12/2023	20:30	64.1	63.2		65.9	63.2
29/12/2023	20:35	63.8			65.4	62.1
29/12/2023	20:40	61.3		62.5	62.6	60.4
29/12/2023	20:45	61.7	61.5		63.0	60.4
29/12/2023	20:50	62.2			63.4	60.4
29/12/2023	20:55	60.5			62.2	59.8
29/12/2023	21:00	60.3	60.9		61.2	59.2
29/12/2023	21:05	61.9			62.9	61.1
29/12/2023	21:10	60.4		61.1	62.1	58.5
29/12/2023	21:15	60.4	61.2		61.6	59.1
29/12/2023	21:20	61.6			63.5	59.8
29/12/2023	21:25	61.5			63.2	59.8
29/12/2023	21:30	60.1	61.2		61.2	58.5
29/12/2023	21:35	60.9			62.4	59.3
29/12/2023	21:40	62.2		61.2	63.3	61.5
29/12/2023	21:45	60.9	61.3		61.5	59.8
29/12/2023	21:50	61.1			62.9	60.4
29/12/2023	21:55	61.8			63.4	61.0
29/12/2023	22:00	58.6	58.9		59.3	57.3
29/12/2023	22:05	59.3			61.1	58.1
29/12/2023	22:10	58.7		59.0	60.2	57.3
29/12/2023	22:15	58.9	59.2		60.1	57.4
29/12/2023	22:20	58.4			59.8	57.7
29/12/2023	22:25	60.0			60.8	59.1
29/12/2023	22:30	59.8	59.7		61.5	58.4
29/12/2023	22:35	60.2			61.7	58.8
29/12/2023	22:40	59.1		59.7	59.9	57.7
29/12/2023	22:45	59.7	59.6		60.8	58.4
29/12/2023	22:50	59.9			60.7	58.1
29/12/2023	22:55	59.2			59.9	58.5
		Mean	62.2	62.2		
		Maximum	66.3	66.0		
		Minimum	58.9	59.0		

Date	Start Time	Leq (5mins)	Leq (15mins)	Leq (30mins)	L10 (5mins)	L90 (5mins)
30/12/2023	19:00	66.8	66.6		67.8	65.6
30/12/2023	19:05	65.8			67.3	64.7
30/12/2023	19:10	67.1		66.3	67.8	65.9
30/12/2023	19:15	63.7	65.9		65.6	62.7
30/12/2023	19:20	67.7			68.6	66.3
30/12/2023	19:25	65.5			66.4	63.6
30/12/2023	19:30	64.1	64.5		65.4	63.5
30/12/2023	19:35	64.2			65.0	63.2
30/12/2023	19:40	65.2		65.1	66.8	63.4
30/12/2023	19:45	65.8	65.7		67.4	64.4
30/12/2023	19:50	65.9			67.3	64.0
30/12/2023	19:55	65.3			66.9	64.1
30/12/2023	20:00	63.2	63.4		64.4	61.7
30/12/2023	20:05	63.7			65.4	62.3
30/12/2023	20:10	63.2		63.4	64.6	62.1
30/12/2023	20:15	63.7	63.4		65.3	62.0
30/12/2023	20:20	63.3			64.8	62.6
30/12/2023	20:25	63.2			64.1	61.6
30/12/2023	20:30	63.5	63.6		64.9	61.6
30/12/2023	20:35	64.1			65.0	62.7
30/12/2023	20:40	63.3		62.4	63.9	61.9
30/12/2023	20:45	60.3	60.5		60.9	59.0
30/12/2023	20:50	60.4			61.5	59.4
30/12/2023	20:55	60.9			61.9	59.6
30/12/2023	21:00	61.2	61.4		62.6	60.1
30/12/2023	21:05	61.4			62.0	60.1
30/12/2023	21:10	61.5		61.7	62.3	60.2
30/12/2023	21:15	62.0	61.9		63.0	61.2
30/12/2023	21:20	61.7			62.6	60.2
30/12/2023	21:25	62.1			64.0	61.5
30/12/2023	21:30	61.2	60.7		62.8	60.1
30/12/2023	21:35	60.8			61.9	59.6
30/12/2023	21:40	60.1		61.0	61.0	58.9
30/12/2023	21:45	61.3	61.2		62.4	60.3
30/12/2023	21:50	61.7			63.6	60.9
30/12/2023	21:55	60.5			61.6	59.8
30/12/2023	22:00	60.4	59.6		62.3	59.0
30/12/2023	22:05	58.8			60.6	58.1
30/12/2023	22:10	59.6		59.6	60.7	58.3
30/12/2023	22:15	59.4	59.5		60.9	57.8
30/12/2023	22:20	59.5			60.1	58.0
30/12/2023	22:25	59.7			60.4	58.6
30/12/2023	22:30	59.4	59.6		60.3	57.6
30/12/2023	22:35	60.0			61.0	58.6
30/12/2023	22:40	59.3		59.6	60.0	57.4
30/12/2023	22:45	60.1	59.6		61.0	58.2
30/12/2023	22:50	58.7			59.7	57.8
30/12/2023	22:55	59.9			61.6	58.0
		Mean	62.3	62.4		
		Maximum	66.6	66.3		
		Minimum	59.5	59.6		

Date	Start Time	Leq (5mins)	Leq (15mins)	Leq (30mins)	L10 (5mins)	L90 (5mins)
31/12/2023	19:00	65.7	65.0		66.9	64.2
31/12/2023	19:05	65.8			66.6	64.3
31/12/2023	19:10	63.1		65.6	64.2	62.3
31/12/2023	19:15	66.6	66.1		67.9	65.7
31/12/2023	19:20	64.4			65.7	62.7
31/12/2023	19:25	66.9			67.5	65.1
31/12/2023	19:30	67.4	65.8		68.8	65.6
31/12/2023	19:35	66.0			67.3	65.0
31/12/2023	19:40	63.1		66.2	64.9	61.5
31/12/2023	19:45	67.2	66.4		67.8	65.9
31/12/2023	19:50	65.8			66.7	65.1
31/12/2023	19:55	66.2			67.6	64.7
31/12/2023	20:00	63.4	63.6		64.4	61.8
31/12/2023	20:05	63.7			64.6	62.4
31/12/2023	20:10	63.7		63.7	64.7	61.9
31/12/2023	20:15	63.3	63.7		64.2	61.6
31/12/2023	20:20	63.8			65.3	62.8
31/12/2023	20:25	64.1			65.3	63.3
31/12/2023	20:30	63.5	63.5		65.4	62.1
31/12/2023	20:35	63.9			64.8	62.1
31/12/2023	20:40	63.1		62.8	64.9	61.8
31/12/2023	20:45	63.9	61.9		64.5	62.8
31/12/2023	20:50	60.6			61.2	58.7
31/12/2023	20:55	60.3			61.7	58.5
31/12/2023	21:00	60.2	60.8		62.1	58.3
31/12/2023	21:05	60.9			62.7	60.1
31/12/2023	21:10	61.1		60.9	62.3	59.8
31/12/2023	21:15	61.5	61.0		62.4	60.1
31/12/2023	21:20	61.1			62.3	59.7
31/12/2023	21:25	60.4			61.9	58.6
31/12/2023	21:30	61.2	61.0		63.0	59.4
31/12/2023	21:35	60.8			62.2	60.0
31/12/2023	21:40	61.0		60.9	61.8	60.2
31/12/2023	21:45	60.3	60.8		61.7	59.7
31/12/2023	21:50	60.9			61.9	59.5
31/12/2023	21:55	61.2			62.7	59.4
31/12/2023	22:00	60.7	60.6		61.3	58.9
31/12/2023	22:05	61.1			61.9	59.7
31/12/2023	22:10	59.9		60.1	61.0	58.7
31/12/2023	22:15	59.0	59.6		60.4	58.3
31/12/2023	22:20	60.2			61.4	58.5
31/12/2023	22:25	59.4			60.4	58.0
31/12/2023	22:30	59.3	59.1		59.9	57.8
31/12/2023	22:35	58.5			60.0	57.6
31/12/2023	22:40	59.5		59.2	60.6	58.3
31/12/2023	22:45	59.2	59.3		59.9	58.0
31/12/2023	22:50	60.1			61.5	58.6
31/12/2023	22:55	58.4			59.3	56.6
		Mean	62.4	62.4		
		Maximum	66.4	66.2		
		Minimum	59.1	59.2		

Station: HC_M4

Date	Start Time	Leq (5mins)	Leq (15mins)	Leq (30mins)	L10 (5mins)	L90 (5mins)
1/1/2024	19:04	63.8	65.2		64.9	61.9
1/1/2024	19:09	67.4			68.4	65.9
1/1/2024	19:14	63.3		65.7	65.0	62.3
1/1/2024	19:19	66.0			67.1	64.9
1/1/2024	19:24	67.5	66.1		68.7	66.3
1/1/2024	19:29	64.3			65.2	63.3
1/1/2024	19:34	63.3	64.0		64.6	62.0
1/1/2024	19:39	64.2			65.4	62.8
1/1/2024	19:44	64.5		63.7	66.2	63.5
1/1/2024	19:49	63.8	63.4		65.1	62.7
1/1/2024	19:54	63.3			64.7	61.7
1/1/2024	19:59	63.1			63.8	61.8
1/1/2024	20:04	63.2	63.4		65.0	62.0
1/1/2024	20:09	63.8			64.6	63.0
1/1/2024	20:14	63.2		63.2	63.8	62.1
1/1/2024	20:19	63.2	62.9		64.9	62.2
1/1/2024	20:24	63.5			65.0	62.5
1/1/2024	20:29	61.8			62.6	60.9
1/1/2024	20:34	60.3	61.0		61.9	58.9
1/1/2024	20:39	61.1			62.6	59.9
1/1/2024	20:44	61.4		60.7	62.3	60.3
1/1/2024	20:49	60.3	60.4		61.2	58.5
1/1/2024	20:54	60.4			61.4	58.5
1/1/2024	20:59	60.4			61.1	59.3
1/1/2024	21:04	61.1	61.1		62.5	59.9
1/1/2024	21:09	60.7			61.8	60.0
1/1/2024	21:14	61.5		61.4	63.3	60.0
1/1/2024	21:19	62.2	61.7		63.3	60.4
1/1/2024	21:24	61.5			63.3	59.8
1/1/2024	21:29	61.3			62.7	60.5
1/1/2024	21:34	61.0	61.4		62.2	59.9
1/1/2024	21:39	62.2			62.9	61.1
1/1/2024	21:44	60.8		60.4	62.7	60.2
1/1/2024	21:49	58.6	59.1		60.3	57.1
1/1/2024	21:54	59.6			61.3	58.1
1/1/2024	21:59	59.0			60.3	57.5
1/1/2024	22:04	59.3	59.1		61.0	57.8
1/1/2024	22:09	59.4			61.2	58.1
1/1/2024	22:14	58.7		59.0	59.8	57.3
1/1/2024	22:19	59.4	58.9		61.1	57.7
1/1/2024	22:24	58.6			59.4	57.8
1/1/2024	22:29	58.7			60.0	57.1
1/1/2024	22:34	58.5	58.1		60.4	57.2
1/1/2024	22:39	59.0			60.7	57.7
1/1/2024	22:44	56.5		58.7	57.5	55.7
1/1/2024	22:49	58.4	59.2		59.2	56.6
1/1/2024	22:54	59.5			60.3	57.8
1/1/2024	22:59	59.5			61.0	57.7
		Mean	61.6	61.6		
		Maximum	66.1	65.7		
		Minimum	58.1	58.7		

Date	Start Time	Leq (5mins)	Leq (15mins)	Leq (30mins)	L10 (5mins)	L90 (5mins)
2/1/2024	19:04	65.7	65.6		67.4	64.3
2/1/2024	19:09	64.8			66.0	63.1
2/1/2024	19:14	66.2		64.7	67.1	64.6
2/1/2024	19:19	63.8	63.5		64.8	62.7
2/1/2024	19:24	63.3			64.9	62.1
2/1/2024	19:29	63.5			64.7	62.7
2/1/2024	19:34	63.7	63.7		64.5	62.6
2/1/2024	19:39	63.5			65.2	62.2
2/1/2024	19:44	63.8		63.8	64.7	62.3
2/1/2024	19:49	64.2	64.0		66.0	62.9
2/1/2024	19:54	63.7			65.2	62.8
2/1/2024	19:59	64.1			65.3	62.6
2/1/2024	20:04	60.7	61.1		61.3	59.0
2/1/2024	20:09	61.6			62.4	59.7
2/1/2024	20:14	61.1		61.5	62.8	59.2
2/1/2024	20:19	61.9	61.8		62.9	61.3
2/1/2024	20:24	61.9			62.6	60.1
2/1/2024	20:29	61.5			62.7	60.3
2/1/2024	20:34	60.6	61.1		62.0	59.6
2/1/2024	20:39	60.5			62.1	59.5
2/1/2024	20:44	62.0		61.1	62.8	60.8
2/1/2024	20:49	60.6	61.0		62.4	59.1
2/1/2024	20:54	61.0			62.7	59.5
2/1/2024	20:59	61.5			62.7	60.9
2/1/2024	21:04	60.4	61.3		61.8	59.7
2/1/2024	21:09	61.6			63.1	60.0
2/1/2024	21:14	61.9		61.0	62.5	60.9
2/1/2024	21:19	61.9	60.5		63.8	61.0
2/1/2024	21:24	59.8			61.6	58.7
2/1/2024	21:29	59.5			60.3	57.9
2/1/2024	21:34	59.5	59.5		60.6	58.2
2/1/2024	21:39	58.6			59.3	56.7
2/1/2024	21:44	60.2		59.4	61.9	58.9
2/1/2024	21:49	59.1	59.3		60.3	58.1
2/1/2024	21:54	58.8			59.5	58.2
2/1/2024	21:59	60.0			61.0	58.2
2/1/2024	22:04	59.2	59.3		60.8	57.9
2/1/2024	22:09	59.7			61.5	58.6
2/1/2024	22:14	59.1		58.5	61.0	58.0
2/1/2024	22:19	58.2	57.4		59.2	57.6
2/1/2024	22:24	56.9			58.5	56.0
2/1/2024	22:29	57.0			57.7	56.1
2/1/2024	22:34	59.2	58.4		60.4	57.9
2/1/2024	22:39	57.2			58.1	55.8
2/1/2024	22:44	58.6		58.5	60.5	57.0
2/1/2024	22:49	58.1	58.6		58.7	56.6
2/1/2024	22:54	57.9			59.6	56.6
2/1/2024	22:59	59.7			61.3	58.8
		Mean	61.0	61.1		
		Maximum	65.6	64.7		
		Minimum	57.4	58.5		

Summary of Noise Monitoring Results during 19:00 - 23:00 at HC_M4		
	Leq (15mins)	Leq (30mins)
Mean	61.3	61.3
Maximum	66.6	66.3
Minimum	55.9	57.0

Appendix 3-6 Baseline Noise Monitoring Data – 23:00 - 07:00 on the next day at HC_M4

Station: HC_M4

Date	Start Time	Leq (5mins)	Leq (15mins)	Leq (30mins)	L10 (5mins)	L90 (5mins)
20/12/2023	23:03	54.7	55.7	55.5	57.8	51.9
20/12/2023	23:08	56.1			57.0	54.9
20/12/2023	23:13	56.1			58.3	54.2
20/12/2023	23:18	55.4	55.2		57.4	52.3
20/12/2023	23:23	54.8			56.6	51.5
20/12/2023	23:28	55.5			57.5	53.1
20/12/2023	23:33	56.1	55.1	55.3	58.8	54.7
20/12/2023	23:38	54.3			56.3	52.5
20/12/2023	23:43	54.7			57.8	51.6
20/12/2023	23:48	56.0	55.4		57.5	53.2
20/12/2023	23:53	54.5			57.4	50.4
20/12/2023	23:58	55.7			57.0	52.1
		Mean	55.4	55.4		
		Maximum	55.7	55.5		
		Minimum	55.1	55.3		

Date	Start Time	Leq (5mins)	Leq (15mins)	Leq (30mins)	L10 (5mins)	L90 (5mins)
21/12/2023	0:03	54.8	55.1	54.6	56.6	52.6
21/12/2023	0:08	55.1			58.2	53.4
21/12/2023	0:13	55.3			59.3	52.9
21/12/2023	0:18	55.0	54.0		59.1	53.1
21/12/2023	0:23	53.4			57.5	51.9
21/12/2023	0:28	53.3			56.3	50.5
21/12/2023	0:33	53.3	54.1	53.7	57.0	51.7
21/12/2023	0:38	54.2			57.5	52.8
21/12/2023	0:43	54.7			56.0	50.7
21/12/2023	0:48	53.3	53.2		54.8	51.5
21/12/2023	0:53	53.2			54.8	51.3
21/12/2023	0:58	53.1			57.1	50.0
21/12/2023	1:03	55.0	54.8	54.6	58.2	51.8
21/12/2023	1:08	54.8			56.9	52.5
21/12/2023	1:13	54.5			56.0	53.1
21/12/2023	1:18	54.2	54.4		58.1	52.8
21/12/2023	1:23	53.2			54.4	51.3
21/12/2023	1:28	55.6			56.9	53.0
21/12/2023	1:33	55.2	54.2	54.6	57.9	52.8
21/12/2023	1:38	53.6			56.7	49.9
21/12/2023	1:43	53.5			54.9	51.9
21/12/2023	1:48	54.7	55.1		57.9	53.1
21/12/2023	1:53	55.1			56.3	52.7
21/12/2023	1:58	55.4			57.6	51.7
21/12/2023	2:03	54.2	54.6	54.5	58.1	50.6
21/12/2023	2:08	55.5			57.2	53.7
21/12/2023	2:13	53.9			57.3	50.9
21/12/2023	2:18	54.0	54.3		56.5	50.7
21/12/2023	2:23	54.8			57.2	53.3
21/12/2023	2:28	54.1			55.4	50.6
21/12/2023	2:33	55.4	55.1	54.5	56.8	53.3
21/12/2023	2:38	55.6			58.2	53.4
21/12/2023	2:43	54.1			56.3	50.4
21/12/2023	2:48	53.4	53.8		56.3	52.0
21/12/2023	2:53	54.1			56.8	52.1
21/12/2023	2:58	53.9			55.8	51.8
21/12/2023	3:03	53.7	54.3	54.2	56.1	49.6
21/12/2023	3:08	54.0			56.7	52.6
21/12/2023	3:13	55.0			59.0	53.6
21/12/2023	3:18	53.4	54.2		57.1	50.3
21/12/2023	3:23	54.4			56.8	52.7
21/12/2023	3:28	54.6			56.8	52.0
21/12/2023	3:33	54.0	54.2	54.2	55.2	51.6
21/12/2023	3:38	54.1			57.7	51.9
21/12/2023	3:43	54.5			57.4	51.9
21/12/2023	3:48	54.5	54.1		57.7	52.1
21/12/2023	3:53	53.2			54.6	51.1
21/12/2023	3:58	54.6			58.4	50.5
21/12/2023	4:03	54.9	54.2	54.8	56.6	52.2
21/12/2023	4:08	54.0			56.4	51.5
21/12/2023	4:13	53.5			56.0	50.4
21/12/2023	4:18	54.6	55.3		56.1	51.3
21/12/2023	4:23	56.1			58.1	54.6
21/12/2023	4:28	55.0			57.1	51.1
21/12/2023	4:33	56.3	55.5	55.9	57.8	52.7
21/12/2023	4:38	54.6			56.5	52.6
21/12/2023	4:43	55.5			57.6	53.3
21/12/2023	4:48	56.5	56.2		58.7	53.2
21/12/2023	4:53	56.4			58.4	54.0
21/12/2023	4:58	55.5			58.1	54.0
21/12/2023	5:03	55.1	55.0	56.3	59.1	53.6
21/12/2023	5:08	54.9			58.6	53.4
21/12/2023	5:13	55.0			57.8	53.4
21/12/2023	5:18	56.1	57.3		57.5	54.2
21/12/2023	5:23	59.0			60.9	55.5
21/12/2023	5:28	56.2			58.5	52.5
21/12/2023	5:33	56.9	57.3	58.0	59.5	54.6
21/12/2023	5:38	57.9			59.6	55.2
21/12/2023	5:43	57.1			58.6	53.9
21/12/2023	5:48	59.3	58.6		61.3	58.1
21/12/2023	5:53	56.1			57.9	53.1
21/12/2023	5:58	59.7			61.0	56.1
21/12/2023	6:03	57.2	59.3	59.5	60.3	55.0
21/12/2023	6:08	60.0			63.1	57.9
21/12/2023	6:13	60.0			62.1	58.1
21/12/2023	6:18	58.4	59.7		60.0	55.7
21/12/2023	6:23	60.2			63.4	57.7
21/12/2023	6:28	60.2			62.1	56.7
21/12/2023	6:33	59.2	59.1	59.3	62.9	55.7
21/12/2023	6:38	59.0			61.9	56.6
21/12/2023	6:43	59.2			61.8	57.1
21/12/2023	6:48	60.2	59.5		61.7	57.8
21/12/2023	6:53	58.8			60.2	55.4
21/12/2023	6:58	59.3			62.8	55.9

21/12/2023	23:03	55.5	54.8	54.9	57.0	54.6
21/12/2023	23:08	54.6			55.4	53.8
21/12/2023	23:13	54.2			55.1	52.8
21/12/2023	23:18	55.5	54.9		57.3	53.8
21/12/2023	23:23	54.6			55.3	53.7
21/12/2023	23:28	54.6			56.5	53.2
21/12/2023	23:33	54.1	55.2	55.1	55.7	52.3
21/12/2023	23:38	55.5			56.2	54.0
21/12/2023	23:43	55.8			57.7	55.1
21/12/2023	23:48	54.6	55.1		56.2	53.2
21/12/2023	23:53	54.8			56.3	53.9
21/12/2023	23:58	55.8			56.4	54.0
		Mean	55.5	55.5		
		Maximum	59.7	59.5		
		Minimum	53.2	53.7		

Station: HC_M4

Date	Start Time	Leq (5mins)	Leq (15mins)	Leq (30mins)	L10 (5mins)	L90 (5mins)
22/12/2023	0:03	53.5			54.9	52.0
22/12/2023	0:08	53.7	53.5		55.6	52.2
22/12/2023	0:13	53.2		54.3	54.6	51.6
22/12/2023	0:18	54.6			55.5	52.8
22/12/2023	0:23	55.0	55.0		56.8	54.2
22/12/2023	0:28	55.3			56.7	54.2
22/12/2023	0:33	54.5			56.3	53.4
22/12/2023	0:38	53.9	53.9		55.8	53.3
22/12/2023	0:43	53.2		54.5	53.8	52.3
22/12/2023	0:48	54.4			56.3	53.2
22/12/2023	0:53	55.1	55.1		56.1	54.2
22/12/2023	0:58	55.7			57.5	54.7
22/12/2023	1:03	53.9			55.3	52.0
22/12/2023	1:08	54.8	54.5		56.4	53.9
22/12/2023	1:13	54.8		54.5	55.8	54.1
22/12/2023	1:18	54.9			55.5	53.8
22/12/2023	1:23	53.8	54.6		54.4	52.0
22/12/2023	1:28	54.9			56.8	53.9
22/12/2023	1:33	53.6			55.2	52.3
22/12/2023	1:38	53.5	53.7		54.8	52.1
22/12/2023	1:43	53.9		54.4	54.5	52.7
22/12/2023	1:48	54.1			55.2	52.6
22/12/2023	1:53	55.6	55.0		57.5	54.2
22/12/2023	1:58	55.2			56.1	53.8
22/12/2023	2:03	55.7			56.5	54.7
22/12/2023	2:08	55.6	55.5		57.1	54.7
22/12/2023	2:13	55.1		55.0	56.3	53.3
22/12/2023	2:18	55.5			57.0	53.9
22/12/2023	2:23	53.1	54.4		54.9	51.9
22/12/2023	2:28	54.4			55.2	52.5
22/12/2023	2:33	55.6			56.3	54.8
22/12/2023	2:38	54.6	55.1		55.4	53.7
22/12/2023	2:43	54.9		54.7	56.8	53.1
22/12/2023	2:48	54.1			55.0	53.5
22/12/2023	2:53	53.3	54.4		54.1	51.7
22/12/2023	2:58	55.4			57.2	53.8
22/12/2023	3:03	53.3			55.1	51.4
22/12/2023	3:08	53.7	53.6		54.3	52.9
22/12/2023	3:13	53.7		54.0	55.5	52.7
22/12/2023	3:18	54.3			55.4	53.6
22/12/2023	3:23	53.9	54.5		55.3	52.6
22/12/2023	3:28	55.1			55.9	53.9
22/12/2023	3:33	54.9			56.5	53.4
22/12/2023	3:38	53.7	54.1		54.7	52.3
22/12/2023	3:43	53.6		54.5	55.2	52.5
22/12/2023	3:48	55.6			57.2	53.8
22/12/2023	3:53	54.5	54.9		55.4	53.2
22/12/2023	3:58	54.4			55.2	53.3
22/12/2023	4:03	55.1			56.1	54.3
22/12/2023	4:08	54.4	54.5		56.0	53.1
22/12/2023	4:13	54.0		54.6	55.0	52.6
22/12/2023	4:18	53.7			55.2	52.5
22/12/2023	4:23	53.4	54.7		54.8	52.2
22/12/2023	4:28	56.4			57.9	54.7
22/12/2023	4:33	56.3			57.5	55.0
22/12/2023	4:38	54.2	55.4		54.8	53.1
22/12/2023	4:43	55.5		55.5	56.1	54.3
22/12/2023	4:48	55.3			57.2	54.1
22/12/2023	4:53	56.7	55.6		58.0	55.3
22/12/2023	4:58	54.4			55.0	52.5
22/12/2023	5:03	55.6			56.7	54.9
22/12/2023	5:08	54.1	55.1		55.3	52.5
22/12/2023	5:13	55.5		56.5	56.2	54.3
22/12/2023	5:18	55.8			57.2	54.8
22/12/2023	5:23	56.7	57.5		57.8	55.5
22/12/2023	5:28	59.2			60.4	58.1
22/12/2023	5:33	57.6			59.5	56.0
22/12/2023	5:38	57.8	57.3		59.1	57.0
22/12/2023	5:43	56.2		58.0	56.9	54.3
22/12/2023	5:48	59.5			60.2	57.9
22/12/2023	5:53	58.3	58.7		59.1	57.0
22/12/2023	5:58	58.1			58.9	56.5
22/12/2023	6:03	56.5			58.3	54.8
22/12/2023	6:08	58.6	58.1		60.2	56.9
22/12/2023	6:13	58.9		59.0	60.8	58.3
22/12/2023	6:18	59.7			60.6	57.8
22/12/2023	6:23	58.9	59.7		60.8	57.5
22/12/2023	6:28	60.3			61.5	58.9
22/12/2023	6:33	58.8			60.1	57.8
22/12/2023	6:38	60.2	59.4		62.1	59.6
22/12/2023	6:43	59.2		59.5	60.1	58.2
22/12/2023	6:48	59.1			60.3	57.5
22/12/2023	6:53	58.9	59.5		60.7	57.8
22/12/2023	6:58	60.4			61.6	59.4
22/12/2023	23:04	55.9			56.9	55.1
22/12/2023	23:09	55.6	55.5		56.8	53.7
22/12/2023	23:14	54.8		55.5	56.3	53.6
22/12/2023	23:19	55.3			56.5	53.4
22/12/2023	23:24	56.3	55.5		58.1	55.1
22/12/2023	23:29	54.8			56.3	54.2
22/12/2023	23:34	55.4			57.1	53.9
22/12/2023	23:39	55.7	55.2		57.1	54.5
22/12/2023	23:44	54.4		55.3	55.9	52.7
22/12/2023	23:49	56.7			58.4	56.0
22/12/2023	23:54	54.9	55.4		55.8	54.1
22/12/2023	23:59	54.4			55.8	52.6
		Mean	55.6	55.6		
		Maximum	59.7	59.5		
		Minimum	53.5	54.0		

Date	Start Time	Leq (5mins)	Leq (15mins)	Leq (30mins)	L10 (5mins)	L90 (5mins)
23/12/2023	0:04	56.7			57.3	56.0
23/12/2023	0:09	54.6	55.3		56.3	53.3
23/12/2023	0:14	54.2		54.9	54.8	52.8
23/12/2023	0:19	55.0			56.1	54.1
23/12/2023	0:24	54.3	54.4		56.0	53.0
23/12/2023	0:29	53.8			55.2	53.0
23/12/2023	0:34	53.9			55.4	53.2
23/12/2023	0:39	55.7	54.6		57.6	54.7
23/12/2023	0:44	53.9		54.5	55.5	52.5
23/12/2023	0:49	54.5			56.1	53.7
23/12/2023	0:54	54.1	54.4		54.7	52.8
23/12/2023	0:59	54.5			55.7	53.6
23/12/2023	1:04	53.3			54.2	52.6
23/12/2023	1:09	55.6	54.2		57.0	53.7
23/12/2023	1:14	53.4		54.9	55.2	52.1
23/12/2023	1:19	55.7			57.2	54.2
23/12/2023	1:24	55.5	55.5		56.1	54.8
23/12/2023	1:29	55.4			57.1	53.5
23/12/2023	1:34	53.3			55.1	51.9
23/12/2023	1:39	53.5	54.2		55.3	52.4
23/12/2023	1:44	55.4		54.8	56.5	53.5
23/12/2023	1:49	55.7			57.3	54.4
23/12/2023	1:54	54.7	55.3		56.1	53.8
23/12/2023	1:59	55.5			56.2	53.7
23/12/2023	2:04	55.3			57.1	53.8
23/12/2023	2:09	54.9	54.7		56.3	53.8
23/12/2023	2:14	53.9		54.5	55.6	52.7
23/12/2023	2:19	54.1			55.6	53.1
23/12/2023	2:24	54.0	54.2		54.7	53.1
23/12/2023	2:29	54.4			55.8	53.6
23/12/2023	2:34	55.0			55.8	53.7
23/12/2023	2:39	53.7	54.9		54.4	52.8
23/12/2023	2:44	55.7		54.7	57.2	54.7
23/12/2023	2:49	54.7			55.8	53.4
23/12/2023	2:54	53.3	54.6		53.9	52.0
23/12/2023	2:59	55.5			56.1	53.6
23/12/2023	3:04	54.7			55.3	53.9
23/12/2023	3:09	53.7	54.3		55.3	53.1
23/12/2023	3:14	54.3		54.6	54.9	53.1
23/12/2023	3:19	55.6			57.5	54.9
23/12/2023	3:24	55.2	54.9		56.9	53.6
23/12/2023	3:29	53.6			55.5	52.5
23/12/2023	3:34	53.8			55.2	53.0
23/12/2023	3:39	54.9	54.8		56.0	53.0
23/12/2023	3:44	55.6		54.7	56.9	54.7
23/12/2023	3:49	53.7			54.4	52.5
23/12/2023	3:54	54.2	54.5		55.6	53.0
23/12/2023	3:59	55.5			56.8	54.5
23/12/2023	4:04	55.6			57.1	54.7
23/12/2023	4:09	54.0	54.4		54.7	52.5
23/12/2023	4:14	53.4		54.4	54.1	51.8
23/12/2023	4:19	55.5			57.4	53.8
23/12/2023	4:24	54.2	54.5		55.4	52.4
23/12/2023	4:29	53.4			54.4	51.7
23/12/2023	4:34	55.1			56.3	54.5
23/12/2023	4:39	54.2	55.2		55.3	53.4
23/12/2023	4:44	56.2		55.0	57.8	55.6
23/12/2023	4:49	54.8			56.1	53.4
23/12/2023	4:54	54.5	54.8		56.3	53.7
23/12/2023	4:59	55.1			55.9	54.0
23/12/2023	5:04	55.8			56.7	54.2
23/12/2023	5:09	55.8	55.5		57.2	54.1
23/12/2023	5:14	55.0		55.8	56.5	53.6
23/12/2023	5:19	56.4			57.8	55.3
23/12/2023	5:24	56.7	56.1		57.5	55.2
23/12/2023	5:29	55.1			56.9	53.4
23/12/2023	5:34	58.1			59.6	56.9
23/12/2023	5:39	56.7	57.6		57.6	55.7
23/12/2023	5:44	57.8		58.0	59.4	56.6
23/12/2023	5:49	56.8			58.0	55.3
23/12/2023	5:54	58.8	58.4		59.9	58.2
23/12/2023	5:59	59.2			59.9	58.4
23/12/2023	6:04	56.7			58.3	56.1
23/12/2023	6:09	58.6	58.3		59.3	57.6
23/12/2023	6:14	59.3		59.0	61.2	58.0
23/12/2023	6:19	59.1			60.3	57.9
23/12/2023	6:24	59.3	59.5		60.9	57.8
23/12/2023	6:29	60.1			62.0	59.3
23/12/2023	6:34	60.2			62.0	59.6
23/12/2023	6:39	59.6	59.8		60.8	58.0
23/12/2023	6:44	59.5		59.4	60.3	57.6
23/12/2023	6:49	58.7			60.6	57.7
23/12/2023	6:54	59.9	59.1		61.8	58.8
23/12/2023	6:59	58.5			59.4	57.2
23/12/2023	23:04	59.1			60.2	57.8
23/12/2023	23:09	54.5	56.9		55.3	53.6
23/12/2023	23:14	55.6		56.3	56.8	54.1
23/12/2023	23:19	54.1			56.0	52.2
23/12/2023	23:24	56.6	55.6		58.5	55.2
23/12/2023	23:29	55.8			57.1	54.5
23/12/2023	23:34	56.5			57.5	54.8
23/12/2023	23:39	55.9	55.8		57.7	55.0
23/12/2023	23:44	54.7		55.6	56.2	53.1
23/12/2023	23:49	54.2			55.5	52.3
23/12/2023	23:54	56.5	55.3		57.8	55.9
23/12/2023	23:59	55.0			56.3	53.8
		Mean	55.7	55.7		
		Maximum	59.8	59.4		
		Minimum	54.2	54.4		

Station: HC_M4

Date	Start Time	Leq (5mins)	Leq (15mins)	Leq (30mins)	L10 (5mins)	L90 (5mins)
24/12/2023	0:04	55.5			56.3	53.7
24/12/2023	0:09	54.7	54.9		55.9	53.6
24/12/2023	0:14	54.5		55.0	56.3	52.7
24/12/2023	0:19	55.7			57.3	54.2
24/12/2023	0:24	54.2	55.1		55.6	53.3
24/12/2023	0:29	55.2			56.5	54.0
24/12/2023	0:34	55.2			56.0	53.4
24/12/2023	0:39	53.5	54.0		54.7	51.7
24/12/2023	0:44	53.1		54.2	54.8	52.2
24/12/2023	0:49	54.3			55.5	53.0
24/12/2023	0:54	55.1	54.4		56.4	54.1
24/12/2023	0:59	53.8			55.1	52.9
24/12/2023	1:04	54.5			55.5	52.8
24/12/2023	1:09	55.5	54.9		56.9	54.4
24/12/2023	1:14	54.6		54.9	55.8	53.4
24/12/2023	1:19	54.5			55.4	53.0
24/12/2023	1:24	54.8	55.0		56.2	54.0
24/12/2023	1:29	55.5			56.7	54.7
24/12/2023	1:34	54.6			56.0	53.9
24/12/2023	1:39	55.5	54.7		56.7	54.6
24/12/2023	1:44	53.7		54.8	55.1	52.7
24/12/2023	1:49	55.6			57.0	54.6
24/12/2023	1:54	54.0	54.9		54.9	53.1
24/12/2023	1:59	55.0			56.4	53.2
24/12/2023	2:04	55.5			57.4	53.6
24/12/2023	2:09	55.1	54.9		56.6	54.5
24/12/2023	2:14	53.8		54.3	55.6	52.3
24/12/2023	2:19	53.1			54.5	52.3
24/12/2023	2:24	54.0	53.7		55.3	52.4
24/12/2023	2:29	54.0			55.8	52.6
24/12/2023	2:34	53.6			54.8	52.7
24/12/2023	2:39	55.5	54.5		56.4	53.6
24/12/2023	2:44	54.3		54.1	55.5	52.7
24/12/2023	2:49	53.2			54.4	52.4
24/12/2023	2:54	53.6	53.6		55.5	52.1
24/12/2023	2:59	53.9			54.6	53.0
24/12/2023	3:04	53.1			54.9	51.3
24/12/2023	3:09	54.4	54.4		55.8	53.5
24/12/2023	3:14	55.5		54.1	57.2	53.7
24/12/2023	3:19	53.1			54.4	51.8
24/12/2023	3:24	54.2	53.8		54.8	52.5
24/12/2023	3:29	53.9			55.0	52.5
24/12/2023	3:34	53.1			54.6	51.8
24/12/2023	3:39	55.6	54.6		57.4	54.3
24/12/2023	3:44	54.7		54.9	55.7	53.6
24/12/2023	3:49	54.1			55.2	53.4
24/12/2023	3:54	55.7	55.1		56.5	54.9
24/12/2023	3:59	55.4			56.5	53.5
24/12/2023	4:04	54.0			55.3	52.5
24/12/2023	4:09	55.2	54.4		56.1	54.6
24/12/2023	4:14	53.8		54.4	55.2	52.8
24/12/2023	4:19	54.2			56.1	52.8
24/12/2023	4:24	55.4	54.4		56.5	54.7
24/12/2023	4:29	53.2			54.9	51.4
24/12/2023	4:34	54.0			55.1	52.6
24/12/2023	4:39	54.2	55.1		55.4	53.5
24/12/2023	4:44	56.7		55.2	57.9	55.9
24/12/2023	4:49	54.7			55.3	53.3
24/12/2023	4:54	55.0	55.3		56.0	53.6
24/12/2023	4:59	56.1			57.3	54.2
24/12/2023	5:04	55.2			56.8	53.8
24/12/2023	5:09	54.7	54.8		56.4	53.0
24/12/2023	5:14	54.5		55.2	55.5	53.0
24/12/2023	5:19	55.9			57.3	54.1
24/12/2023	5:24	55.9	55.5		56.6	54.5
24/12/2023	5:29	54.7			56.4	53.5
24/12/2023	5:34	55.8			56.7	55.1
24/12/2023	5:39	58.7	57.1		59.4	57.8
24/12/2023	5:44	56.2		57.6	58.0	54.3
24/12/2023	5:49	57.8			59.2	56.4
24/12/2023	5:54	59.5	58.1		60.8	58.1
24/12/2023	5:59	56.4			57.3	55.1
24/12/2023	6:04	57.6			59.4	55.8
24/12/2023	6:09	59.3	58.4		60.4	57.9
24/12/2023	6:14	58.1		58.5	59.1	57.2
24/12/2023	6:19	58.9			60.1	57.8
24/12/2023	6:24	56.8	58.6		57.4	55.4
24/12/2023	6:29	59.7			61.4	59.1
24/12/2023	6:34	58.5			59.6	57.2
24/12/2023	6:39	59.4	59.0		61.2	58.8
24/12/2023	6:44	59.1		59.2	60.2	58.0
24/12/2023	6:49	60.0			61.4	58.7
24/12/2023	6:54	58.6	59.4		60.4	57.5
24/12/2023	6:59	59.6			60.6	57.7
24/12/2023	23:04	56.4			57.2	55.6
24/12/2023	23:09	58.5	56.7		60.0	57.0
24/12/2023	23:14	54.3		56.1	56.2	53.2
24/12/2023	23:19	56.6			58.4	55.0
24/12/2023	23:24	54.4	55.3		55.9	53.3
24/12/2023	23:29	54.5			55.7	53.4
24/12/2023	23:34	56.5			57.9	55.7
24/12/2023	23:39	56.0	55.8		57.3	54.7
24/12/2023	23:44	54.6		55.7	56.4	53.8
24/12/2023	23:49	55.2			56.5	53.9
24/12/2023	23:54	55.4	55.5		56.8	54.4
24/12/2023	23:59	56.0			56.8	54.6
		Mean	55.5	55.5		
		Maximum	59.4	59.2		
		Minimum	53.6	54.1		

Date	Start Time	Leq (5mins)	Leq (15mins)	Leq (30mins)	L10 (5mins)	L90 (5mins)
25/12/2023	0:04	55.5			57.1	54.6
25/12/2023	0:09	55.9	55.8		57.2	55.2
25/12/2023	0:14	56.1		55.2	56.9	54.2
25/12/2023	0:19	54.6			55.9	53.0
25/12/2023	0:24	54.7	54.5		56.0	53.5
25/12/2023	0:29	54.1			55.0	53.4
25/12/2023	0:34	54.3			55.3	53.5
25/12/2023	0:39	54.7	54.8		55.6	52.8
25/12/2023	0:44	55.4		54.7	56.5	54.1
25/12/2023	0:49	55.2			56.8	54.4
25/12/2023	0:54	53.2	54.6		55.0	51.4
25/12/2023	0:59	55.0			55.8	53.2
25/12/2023	1:04	53.6			54.5	52.4
25/12/2023	1:09	53.2	53.5		54.7	52.5
25/12/2023	1:14	53.6		54.2	54.5	51.8
25/12/2023	1:19	55.3			56.0	54.3
25/12/2023	1:24	55.4	54.8		57.1	54.0
25/12/2023	1:29	53.4			55.2	52.5
25/12/2023	1:34	55.0			55.7	53.6
25/12/2023	1:39	54.5	54.4		56.0	52.9
25/12/2023	1:44	53.4		54.3	55.0	51.5
25/12/2023	1:49	53.1			54.6	52.4
25/12/2023	1:54	53.5	54.3		54.9	52.1
25/12/2023	1:59	55.7			56.4	54.7
25/12/2023	2:04	55.4			56.7	54.6
25/12/2023	2:09	54.6	55.2		56.4	53.7
25/12/2023	2:14	55.5		55.0	56.7	53.8
25/12/2023	2:19	54.6			55.5	53.1
25/12/2023	2:24	54.3	54.8		55.7	53.5
25/12/2023	2:29	55.5			56.5	53.9
25/12/2023	2:34	54.0			55.3	52.4
25/12/2023	2:39	55.7	54.5		56.7	53.9
25/12/2023	2:44	53.3		54.3	55.0	51.6
25/12/2023	2:49	54.8			55.4	53.2
25/12/2023	2:54	53.9	54.1		54.5	53.1
25/12/2023	2:59	53.6			55.0	52.6
25/12/2023	3:04	53.6			54.7	52.8
25/12/2023	3:09	54.4	54.0		56.2	53.7
25/12/2023	3:14	54.0		54.2	54.8	52.8
25/12/2023	3:19	54.4			56.0	53.0
25/12/2023	3:24	53.9	54.4		54.5	52.0
25/12/2023	3:29	54.8			55.6	53.9
25/12/2023	3:34	54.2			54.9	53.0
25/12/2023	3:39	55.7	54.9		57.5	54.7
25/12/2023	3:44	54.6		54.5	55.3	53.4
25/12/2023	3:49	53.8			55.3	52.6
25/12/2023	3:54	54.8	54.0		55.8	52.9
25/12/2023	3:59	53.2			54.9	51.9
25/12/2023	4:04	55.6			57.0	54.5
25/12/2023	4:09	55.0	55.2		55.9	53.3
25/12/2023	4:14	55.1		54.6	55.7	53.4
25/12/2023	4:19	54.0			55.1	52.6
25/12/2023	4:24	53.9	53.9		55.4	52.3
25/12/2023	4:29	53.8			55.0	52.0
25/12/2023	4:34	55.5			56.4	54.6
25/12/2023	4:39	53.3	54.3		54.8	51.5
25/12/2023	4:44	53.7		54.7	55.0	53.0
25/12/2023	4:49	55.4			57.1	53.7
25/12/2023	4:54	54.3	55.1		55.5	52.8
25/12/2023	4:59	55.5			56.6	54.3
25/12/2023	5:04	55.8			57.3	54.5
25/12/2023	5:09	54.6	55.0		55.3	53.1
25/12/2023	5:14	54.6		54.9	55.5	53.3
25/12/2023	5:19	54.3			55.2	52.9
25/12/2023	5:24	54.5	54.7		56.2	53.3
25/12/2023	5:29	55.3			56.2	53.6
25/12/2023	5:34	54.7			56.0	53.8
25/12/2023	5:39	55.3	56.9		55.9	54.0
25/12/2023	5:44	59.3		57.8	60.2	58.6
25/12/2023	5:49	58.0			58.8	56.4
25/12/2023	5:54	58.3	58.5		59.9	56.8
25/12/2023	5:59	59.2			60.4	58.0
25/12/2023	6:04	58.7			59.7	57.4
25/12/2023	6:09	59.4	59.3		60.6	57.9
25/12/2023	6:14	59.7		58.5	61.0	58.9
25/12/2023	6:19	56.3			58.1	55.6
25/12/2023	6:24	58.8	57.6		60.1	57.1
25/12/2023	6:29	57.2			57.8	55.7
25/12/2023	6:34	60.4			61.7	59.2
25/12/2023	6:39	58.5	59.7		60.0	57.7
25/12/2023	6:44	59.9		59.5	60.5	58.6
25/12/2023	6:49	59.4			60.1	58.1
25/12/2023	6:54	58.5	59.3		59.4	57.0
25/12/2023	6:59	60.0			61.7	59.3
25/12/2023	23:02	57.8			58.9	57.0
25/12/2023	23:07	57.1	57.5		57.9	56.2
25/12/2023	23:12	57.7		56.8	59.1	56.8
25/12/2023	23:17	58.0			58.7	56.6
25/12/2023	23:22	54.2	55.8		55.6	53.2
25/12/2023	23:27	54.1			55.0	53.1
25/12/2023	23:32	56.2			57.2	55.4
25/12/2023	23:37	56.0	55.8		57.6	55.1
25/12/2023	23:42	55.1		55.5	55.9	54.4
25/12/2023	23:47	54.1			55.9	53.0
25/12/2023	23:52	55.7	55.2		56.8	54.0
25/12/2023	23:57	55.7			57.2	54.8
		Mean	55.5	55.5		
		Maximum	59.7	59.5		
		Minimum	53.5	54.2		

Station: HC_M4

Date	Start Time	Leq (5mins)	Leq (15mins)	Leq (30mins)	L10 (5mins)	L90 (5mins)
26/12/2023	0:02	54.3			55.2	52.4
26/12/2023	0:07	54.8	54.9		56.0	54.2
26/12/2023	0:12	55.5		55.5	56.8	54.1
26/12/2023	0:17	55.4			56.7	54.3
26/12/2023	0:22	56.1	56.1		57.1	54.2
26/12/2023	0:27	56.7			58.4	55.9
26/12/2023	0:32	53.1			53.8	52.4
26/12/2023	0:37	54.3	53.8		56.2	53.3
26/12/2023	0:42	54.0		53.7	55.5	52.6
26/12/2023	0:47	53.7			55.3	52.3
26/12/2023	0:52	53.4	53.6		54.0	52.6
26/12/2023	0:57	53.8			54.9	52.5
26/12/2023	1:02	55.7			57.3	54.0
26/12/2023	1:07	55.1	55.3		56.0	54.1
26/12/2023	1:12	55.0		54.5	56.2	53.7
26/12/2023	1:17	53.1			53.9	52.0
26/12/2023	1:22	53.4	53.7		55.3	52.2
26/12/2023	1:27	54.4			56.3	53.7
26/12/2023	1:32	55.0			56.3	54.1
26/12/2023	1:37	53.4	54.0		54.7	52.1
26/12/2023	1:42	53.5		54.0	54.1	52.7
26/12/2023	1:47	53.6			55.4	52.5
26/12/2023	1:52	53.7	53.9		55.2	52.1
26/12/2023	1:57	54.4			55.4	52.8
26/12/2023	2:02	54.9			55.7	53.9
26/12/2023	2:07	55.4	54.8		56.0	53.9
26/12/2023	2:12	54.0		55.0	55.6	53.3
26/12/2023	2:17	55.2			56.2	53.6
26/12/2023	2:22	55.5	55.3		56.3	54.6
26/12/2023	2:27	55.1			56.0	53.9
26/12/2023	2:32	54.7			56.3	53.0
26/12/2023	2:37	55.7	55.2		56.8	55.0
26/12/2023	2:42	55.0		54.6	56.2	54.3
26/12/2023	2:47	53.3			54.5	52.0
26/12/2023	2:52	53.2	53.9		54.4	52.4
26/12/2023	2:57	55.0			56.8	53.7
26/12/2023	3:02	53.9			55.2	52.7
26/12/2023	3:07	53.4	53.7		54.4	51.8
26/12/2023	3:12	53.7		54.6	54.8	52.0
26/12/2023	3:17	55.3			56.1	54.2
26/12/2023	3:22	55.7	55.3		56.3	54.9
26/12/2023	3:27	54.8			55.8	52.9
26/12/2023	3:32	54.0			55.3	52.2
26/12/2023	3:37	55.5	54.6		56.5	54.0
26/12/2023	3:42	54.3		54.3	55.7	53.5
26/12/2023	3:47	53.6			54.2	52.4
26/12/2023	3:52	54.2	53.9		55.8	53.3
26/12/2023	3:57	54.0			54.9	53.4
26/12/2023	4:02	55.1			55.7	53.7
26/12/2023	4:07	54.1	54.9		55.9	53.2
26/12/2023	4:12	55.4		54.9	57.3	53.5
26/12/2023	4:17	53.5			54.4	52.4
26/12/2023	4:22	55.5	54.9		56.7	54.7
26/12/2023	4:27	55.3			55.9	54.4
26/12/2023	4:32	53.9			54.9	53.0
26/12/2023	4:37	55.1	54.3		56.4	54.3
26/12/2023	4:42	53.7		54.7	54.8	52.5
26/12/2023	4:47	55.6			57.2	54.4
26/12/2023	4:52	54.3	55.2		55.2	53.2
26/12/2023	4:57	55.5			57.3	53.6
26/12/2023	5:02	54.7			55.6	53.1
26/12/2023	5:07	55.2	54.7		55.8	54.6
26/12/2023	5:12	54.3		55.1	55.9	52.8
26/12/2023	5:17	54.6			56.0	53.0
26/12/2023	5:22	56.5	55.4		57.3	55.3
26/12/2023	5:27	55.0			56.2	53.8
26/12/2023	5:32	55.0			56.0	54.0
26/12/2023	5:37	54.8	55.2		56.2	53.6
26/12/2023	5:42	55.7		56.2	57.2	54.8
26/12/2023	5:47	54.8			55.9	54.2
26/12/2023	5:52	58.2	57.1		59.6	56.6
26/12/2023	5:57	57.5			59.2	56.0
26/12/2023	6:02	59.3			60.6	58.7
26/12/2023	6:07	59.1	58.5		60.7	58.1
26/12/2023	6:12	56.5		58.5	57.3	54.6
26/12/2023	6:17	57.3			59.2	55.8
26/12/2023	6:22	59.4	58.5		60.6	57.8
26/12/2023	6:27	58.5			59.1	57.0
26/12/2023	6:32	57.3			59.0	55.6
26/12/2023	6:37	57.7	58.5		58.9	56.2
26/12/2023	6:42	59.9		59.2	61.6	59.1
26/12/2023	6:47	60.4			61.7	59.6
26/12/2023	6:52	58.8	59.9		59.8	57.4
26/12/2023	6:57	60.2			62.1	59.2
26/12/2023	23:02	59.6			60.6	58.5
26/12/2023	23:07	56.7	58.1		57.7	55.6
26/12/2023	23:12	57.5		57.9	59.3	56.5
26/12/2023	23:17	59.6			60.7	58.7
26/12/2023	23:22	57.1	57.7		58.9	55.4
26/12/2023	23:27	55.3			56.5	54.7
26/12/2023	23:32	55.4			56.1	54.2
26/12/2023	23:37	54.7	55.1		56.2	53.3
26/12/2023	23:42	55.3		55.4	56.5	54.1
26/12/2023	23:47	55.1			56.8	54.5
26/12/2023	23:52	56.4	55.7		58.2	54.6
26/12/2023	23:57	55.4			57.0	54.1
		Mean	55.5	55.5		
		Maximum	59.9	59.2		
		Minimum	53.6	53.7		

Date	Start Time	Leq (5mins)	Leq (15mins)	Leq (30mins)	L10 (5mins)	L90 (5mins)
27/12/2023	0:02	55.9			56.9	54.2
27/12/2023	0:07	55.9	55.5		56.7	55.0
27/12/2023	0:12	54.4		55.6	55.1	53.4
27/12/2023	0:17	55.9			56.5	54.1
27/12/2023	0:22	55.3	55.8		57.0	54.0
27/12/2023	0:27	56.2			57.7	55.6
27/12/2023	0:32	55.4			57.1	53.8
27/12/2023	0:37	54.2	54.4		55.3	52.9
27/12/2023	0:42	53.2		54.7	54.2	51.9
27/12/2023	0:47	55.5			56.9	54.2
27/12/2023	0:52	55.7	55.1		57.1	54.6
27/12/2023	0:57	53.8			55.6	52.1
27/12/2023	1:02	54.6			56.3	53.9
27/12/2023	1:07	55.5	55.3		57.0	54.5
27/12/2023	1:12	55.6		55.1	57.3	54.6
27/12/2023	1:17	54.3			55.4	53.1
27/12/2023	1:22	55.7	55.0		56.3	53.8
27/12/2023	1:27	54.8			55.6	53.4
27/12/2023	1:32	54.3			55.7	53.1
27/12/2023	1:37	54.4	54.3		55.8	53.4
27/12/2023	1:42	54.3		54.4	55.0	53.1
27/12/2023	1:47	53.1			54.7	52.3
27/12/2023	1:52	54.7	54.5		55.6	52.9
27/12/2023	1:57	55.4			56.1	53.6
27/12/2023	2:02	54.0			55.1	53.3
27/12/2023	2:07	53.5	54.1		54.1	51.8
27/12/2023	2:12	54.6		54.2	55.9	53.7
27/12/2023	2:17	53.1			55.0	51.5
27/12/2023	2:22	55.6	54.4		56.4	54.8
27/12/2023	2:27	54.0			55.7	53.2
27/12/2023	2:32	55.4			56.8	54.4
27/12/2023	2:37	55.3	55.2		55.9	53.5
27/12/2023	2:42	55.0		54.6	56.7	53.8
27/12/2023	2:47	53.9			55.6	52.6
27/12/2023	2:52	54.2	53.9		55.3	52.6
27/12/2023	2:57	53.7			55.1	52.9
27/12/2023	3:02	53.6			55.3	52.5
27/12/2023	3:07	53.8	54.0		54.6	52.6
27/12/2023	3:12	54.5		54.1	55.6	53.3
27/12/2023	3:17	55.5			56.9	53.8
27/12/2023	3:22	53.5	54.2		55.2	52.7
27/12/2023	3:27	53.2			54.7	52.1
27/12/2023	3:32	55.7			57.6	54.2
27/12/2023	3:37	54.8	55.1		55.8	52.9
27/12/2023	3:42	54.7		55.1	56.5	53.8
27/12/2023	3:47	55.6			56.6	54.4
27/12/2023	3:52	54.2	55.1		55.7	52.9
27/12/2023	3:57	55.3			56.0	54.0
27/12/2023	4:02	55.2			56.2	54.5
27/12/2023	4:07	54.6	54.6		55.5	52.7
27/12/2023	4:12	53.9		54.9	55.0	52.4
27/12/2023	4:17	55.3			56.7	53.6
27/12/2023	4:22	55.3	55.1		55.9	53.8
27/12/2023	4:27	54.8			56.4	52.9
27/12/2023	4:32	54.0			55.5	52.2
27/12/2023	4:37	54.9	54.3		55.8	54.0
27/12/2023	4:42	53.9		54.3	55.2	52.7
27/12/2023	4:47	55.2			56.8	53.6
27/12/2023	4:52	54.1	54.3		54.8	52.2
27/12/2023	4:57	53.5			55.4	52.2
27/12/2023	5:02	54.5			55.3	53.6
27/12/2023	5:07	56.6	55.8		57.7	55.5
27/12/2023	5:12	56.1		55.6	57.8	54.3
27/12/2023	5:17	54.7			55.8	53.8
27/12/2023	5:22	55.2	55.4		56.9	54.0
27/12/2023	5:27	56.2			57.0	54.6
27/12/2023	5:32	55.8			57.6	54.7
27/12/2023	5:37	54.9	55.4		56.8	53.9
27/12/2023	5:42	55.4		56.2	56.4	54.8
27/12/2023	5:47	55.3			56.3	53.4
27/12/2023	5:52	55.8	56.9		56.5	54.7
27/12/2023	5:57	58.8			60.1	56.9
27/12/2023	6:02	57.2			58.2	56.2
27/12/2023	6:07	56.8	57.8		58.6	56.0
27/12/2023	6:12	59.1		57.6	59.9	57.8
27/12/2023	6:17	56.3			58.0	55.5
27/12/2023	6:22	59.1	57.4		60.6	57.7
27/12/2023	6:27	56.2			57.2	54.5
27/12/2023	6:32	58.6			59.5	57.4
27/12/2023	6:37	58.4	58.4		59.6	57.0
27/12/2023	6:42	58.3		58.9	60.2	56.9
27/12/2023	6:47	60.0			61.8	59.4
27/12/2023	6:52	58.4	59.3		59.9	57.4
27/12/2023	6:57	59.4			60.1	57.6
27/12/2023	23:02	58.7			59.6	57.7
27/12/2023	23:07	58.2	58.5		59.8	56.8
27/12/2023	23:12	58.7		58.4	60.1	57.5
27/12/2023	23:17	59.7			60.8	57.8
27/12/2023	23:22	56.6	58.2		58.3	55.7
27/12/2023	23:27	57.7			59.1	57.1
27/12/2023	23:32	59.2			60.1	58.3
27/12/2023	23:37	56.6	57.1		58.3	55.0
27/12/2023	23:42	54.2		56.5	55.3	53.2
27/12/2023	23:47	56.7			58.0	55.4
27/12/2023	23:52	56.2	55.8		56.9	54.9
27/12/2023	23:57	54.2			56.0	52.7
		Mean	55.6	55.6		
		Maximum	59.3	58.9		
		Minimum	53.9	54.1		

Station: HC_M4

Date	Start Time	Leq (5mins)	Leq (15mins)	Leq (30mins)	L10 (5mins)	L90 (5mins)
28/12/2023	0:02	56.6			57.8	55.9
28/12/2023	0:07	56.7	56.1		57.8	54.8
28/12/2023	0:12	54.7		55.8	56.3	52.8
28/12/2023	0:17	55.1			56.4	53.3
28/12/2023	0:22	56.0	55.5		57.3	54.7
28/12/2023	0:27	55.3			56.0	54.3
28/12/2023	0:32	56.6			57.6	56.0
28/12/2023	0:37	55.5	56.3		57.3	54.2
28/12/2023	0:42	56.7		55.2	57.7	55.6
28/12/2023	0:47	53.8			55.0	52.1
28/12/2023	0:52	54.1	53.8		54.7	52.4
28/12/2023	0:57	53.4			55.2	52.0
28/12/2023	1:02	54.0			54.7	52.9
28/12/2023	1:07	53.7	53.8		54.5	52.4
28/12/2023	1:12	53.8		54.3	54.6	52.4
28/12/2023	1:17	55.4			56.8	54.4
28/12/2023	1:22	53.2	54.7		53.9	51.6
28/12/2023	1:27	55.3			55.9	54.5
28/12/2023	1:32	54.1			55.2	52.2
28/12/2023	1:37	55.1	54.6		56.9	53.2
28/12/2023	1:42	54.5		54.8	56.0	53.2
28/12/2023	1:47	55.5			56.4	54.4
28/12/2023	1:52	55.3	55.0		57.2	53.4
28/12/2023	1:57	53.9			54.8	52.3
28/12/2023	2:02	55.5			56.1	53.6
28/12/2023	2:07	54.9	54.8		56.3	54.1
28/12/2023	2:12	54.0		54.5	55.5	53.2
28/12/2023	2:17	55.4			57.3	54.4
28/12/2023	2:22	53.8	54.2		54.8	52.9
28/12/2023	2:27	53.2			54.8	51.3
28/12/2023	2:32	54.4			55.6	53.2
28/12/2023	2:37	54.5	54.9		55.7	52.8
28/12/2023	2:42	55.7		55.0	56.7	54.2
28/12/2023	2:47	53.6			54.9	51.8
28/12/2023	2:52	55.7	55.1		56.5	54.8
28/12/2023	2:57	55.6			57.1	54.8
28/12/2023	3:02	54.8			55.8	54.2
28/12/2023	3:07	55.5	55.0		57.3	54.5
28/12/2023	3:12	54.8		54.5	56.4	54.1
28/12/2023	3:17	53.5			54.2	52.7
28/12/2023	3:22	53.2	54.0		55.1	51.6
28/12/2023	3:27	55.0			56.6	53.6
28/12/2023	3:32	55.5			56.7	53.8
28/12/2023	3:37	54.2	54.6		55.7	52.6
28/12/2023	3:42	54.1		54.8	55.8	53.2
28/12/2023	3:47	55.6			57.3	54.0
28/12/2023	3:52	54.2	55.0		55.7	53.6
28/12/2023	3:57	55.0			56.5	54.0
28/12/2023	4:02	54.7			55.4	53.9
28/12/2023	4:07	54.6	54.2		56.1	52.7
28/12/2023	4:12	53.3		54.4	54.8	52.3
28/12/2023	4:17	54.5			55.8	53.9
28/12/2023	4:22	54.2	54.5		55.4	53.6
28/12/2023	4:27	54.7			56.2	52.8
28/12/2023	4:32	53.2			54.6	51.6
28/12/2023	4:37	55.3	54.0		57.0	54.2
28/12/2023	4:42	53.3		54.2	54.4	52.1
28/12/2023	4:47	54.3			54.9	52.8
28/12/2023	4:52	53.6	54.3		54.5	52.1
28/12/2023	4:57	54.9			56.5	53.7
28/12/2023	5:02	54.8			56.1	54.2
28/12/2023	5:07	54.2	54.9		55.4	52.5
28/12/2023	5:12	55.7		55.2	56.7	54.0
28/12/2023	5:17	55.4			57.1	53.8
28/12/2023	5:22	55.1	55.5		56.9	54.1
28/12/2023	5:27	56.0			56.8	54.9
28/12/2023	5:32	55.9			56.5	55.1
28/12/2023	5:37	55.8	55.8		57.2	53.9
28/12/2023	5:42	55.6		55.7	57.2	55.0
28/12/2023	5:47	55.5			56.2	54.1
28/12/2023	5:52	55.0	55.6		56.4	54.2
28/12/2023	5:57	56.2			57.0	54.6
28/12/2023	6:02	54.5			56.3	52.6
28/12/2023	6:07	57.2	57.3		58.1	56.3
28/12/2023	6:12	59.0		58.1	59.6	58.1
28/12/2023	6:17	58.8			59.9	57.3
28/12/2023	6:22	59.1	58.8		61.0	58.0
28/12/2023	6:27	58.6			59.8	57.7
28/12/2023	6:32	57.7			58.4	56.2
28/12/2023	6:37	57.3	57.8		58.1	55.9
28/12/2023	6:42	58.3		58.0	59.5	56.9
28/12/2023	6:47	56.7			58.0	54.9
28/12/2023	6:52	58.0	58.3		59.9	56.3
28/12/2023	6:57	59.6			60.7	58.5
28/12/2023	23:02	58.2			59.1	56.4
28/12/2023	23:07	58.3	57.8		59.2	57.1
28/12/2023	23:12	56.7		58.0	57.4	55.5
28/12/2023	23:17	58.3			59.9	57.0
28/12/2023	23:22	56.9	58.2		57.9	55.5
28/12/2023	23:27	59.2			60.0	58.2
28/12/2023	23:32	58.3			59.5	57.2
28/12/2023	23:37	59.4	58.2		60.5	57.9
28/12/2023	23:42	56.6		57.1	58.1	55.7
28/12/2023	23:47	55.6			57.0	53.8
28/12/2023	23:52	56.1	55.5		57.0	55.0
28/12/2023	23:57	54.6			56.2	54.0
		Mean	55.6	55.6		
		Maximum	58.8	58.1		
		Minimum	53.8	54.2		

Date	Start Time	Leq (5mins)	Leq (15mins)	Leq (30mins)	L10 (5mins)	L90 (5mins)
29/12/2023	0:02	54.2			55.6	52.9
29/12/2023	0:07	55.5	55.4		56.8	54.5
29/12/2023	0:12	56.3		55.0	57.7	54.8
29/12/2023	0:17	54.4			56.0	52.7
29/12/2023	0:22	54.8	54.4		56.0	53.2
29/12/2023	0:27	54.1			55.2	52.4
29/12/2023	0:32	56.4			57.9	54.8
29/12/2023	0:37	55.2	55.9		56.3	53.6
29/12/2023	0:42	56.0		55.2	57.1	54.4
29/12/2023	0:47	54.9			55.7	53.6
29/12/2023	0:52	54.5	54.3		55.3	52.6
29/12/2023	0:57	53.2			54.8	51.4
29/12/2023	1:02	54.7			56.3	53.8
29/12/2023	1:07	53.9	53.9		55.0	52.8
29/12/2023	1:12	53.1		54.1	54.5	52.0
29/12/2023	1:17	54.1			55.1	52.3
29/12/2023	1:22	55.3	54.3		56.8	54.3
29/12/2023	1:27	53.3			54.0	52.7
29/12/2023	1:32	55.5			56.4	53.8
29/12/2023	1:37	55.2	55.4		56.2	53.4
29/12/2023	1:42	55.6		54.7	56.4	53.9
29/12/2023	1:47	53.1			54.9	51.3
29/12/2023	1:52	55.1	53.9		56.7	53.6
29/12/2023	1:57	53.3			54.5	51.4
29/12/2023	2:02	53.8			55.6	52.1
29/12/2023	2:07	53.1	53.4		54.2	51.4
29/12/2023	2:12	53.3		54.1	55.2	51.8
29/12/2023	2:17	53.3			54.4	52.4
29/12/2023	2:22	55.2	54.6		56.9	54.2
29/12/2023	2:27	55.1			56.3	53.7
29/12/2023	2:32	55.6			57.3	55.0
29/12/2023	2:37	55.1	55.4		56.7	54.4
29/12/2023	2:42	55.5		55.1	57.4	54.5
29/12/2023	2:47	54.6			55.2	52.7
29/12/2023	2:52	54.4	54.7		56.2	52.7
29/12/2023	2:57	55.2			56.7	54.0
29/12/2023	3:02	53.5			55.2	51.9
29/12/2023	3:07	53.2	53.8		54.6	52.1
29/12/2023	3:12	54.7		53.8	55.4	53.9
29/12/2023	3:17	53.5			55.1	51.9
29/12/2023	3:22	53.5	53.7		55.3	51.9
29/12/2023	3:27	54.0			55.3	52.5
29/12/2023	3:32	55.2			56.3	53.4
29/12/2023	3:37	53.4	54.6		54.2	51.8
29/12/2023	3:42	55.1		55.0	55.8	54.5
29/12/2023	3:47	55.0			56.5	53.3
29/12/2023	3:52	55.5	55.3		57.0	54.4
29/12/2023	3:57	55.4			57.2	54.7
29/12/2023	4:02	54.0			54.9	52.3
29/12/2023	4:07	55.1	54.6		56.5	54.0
29/12/2023	4:12	54.5		54.8	56.1	53.2
29/12/2023	4:17	55.2			57.1	53.9
29/12/2023	4:22	54.3	55.0		55.0	53.0
29/12/2023	4:27	55.3			57.2	53.9
29/12/2023	4:32	54.2			56.0	53.6
29/12/2023	4:37	54.1	54.6		55.4	52.4
29/12/2023	4:42	55.5		54.7	56.5	54.6
29/12/2023	4:47	55.1			56.2	53.3
29/12/2023	4:52	55.7	54.8		56.9	55.1
29/12/2023	4:57	53.2			55.0	51.9
29/12/2023	5:02	54.7			56.5	53.8
29/12/2023	5:07	54.4	54.3		56.0	53.6
29/12/2023	5:12	53.7		55.1	55.1	52.0
29/12/2023	5:17	56.4			57.0	55.6
29/12/2023	5:22	55.5	55.9		57.0	54.0
29/12/2023	5:27	55.6			56.9	53.7
29/12/2023	5:32	55.0			55.6	54.3
29/12/2023	5:37	54.9	55.2		56.5	53.7
29/12/2023	5:42	55.6		55.6	57.4	54.0
29/12/2023	5:47	56.6			58.1	55.1
29/12/2023	5:52	54.3	56.0		55.0	52.7
29/12/2023	5:57	56.7			58.5	55.7
29/12/2023	6:02	56.2			58.1	55.2
29/12/2023	6:07	56.1	56.7		57.1	55.0
29/12/2023	6:12	57.7		57.5	58.8	56.4
29/12/2023	6:17	58.1			59.8	57.0
29/12/2023	6:22	58.9	58.2		59.5	57.2
29/12/2023	6:27	57.6			58.7	56.3
29/12/2023	6:32	58.1			59.0	56.3
29/12/2023	6:37	58.9	57.9		60.6	57.3
29/12/2023	6:42	56.5		58.2	58.4	55.4
29/12/2023	6:47	57.8			58.7	57.0
29/12/2023	6:52	57.5	58.4		58.5	56.6
29/12/2023	6:57	59.6			60.3	58.2
29/12/2023	23:00	59.3			60.7	57.7
29/12/2023	23:05	57.6	58.8		58.9	57.0
29/12/2023	23:10	59.3		58.6	60.3	57.8
29/12/2023	23:15	58.0			59.5	56.5
29/12/2023	23:20	58.6	58.4		59.4	57.6
29/12/2023	23:25	58.5			59.8	56.6
29/12/2023	23:30	58.4			59.1	56.6
29/12/2023	23:35	57.5	57.4		59.4	55.6
29/12/2023	23:40	56.1		57.2	57.7	55.5
29/12/2023	23:45	57.5			59.2	56.7
29/12/2023	23:50	56.5	56.9		57.7	54.6
29/12/2023	23:55	56.7			57.4	55.7
		Mean	55.5	55.5		
		Maximum	58.8	58.6		
		Minimum	53.4	53.8		

Station: HC_M4

Date	Start Time	Leq (5mins)	Leq (15mins)	Leq (30mins)	L10 (5mins)	L90 (5mins)
30/12/2023	0:00	55.9			56.5	54.5
30/12/2023	0:05	54.8	55.6		56.2	53.2
30/12/2023	0:10	55.9		55.9	57.5	54.3
30/12/2023	0:15	55.8			57.0	54.2
30/12/2023	0:20	56.3	56.3		57.9	54.4
30/12/2023	0:25	56.7			57.5	55.7
30/12/2023	0:30	56.4			57.2	55.1
30/12/2023	0:35	54.2	55.5		55.6	53.4
30/12/2023	0:40	55.7		55.7	56.9	54.9
30/12/2023	0:45	55.4			56.2	53.5
30/12/2023	0:50	56.4	55.9		58.2	54.5
30/12/2023	0:55	55.7			56.5	54.5
30/12/2023	1:00	53.6			54.7	51.9
30/12/2023	1:05	55.0	54.8		56.6	54.4
30/12/2023	1:10	55.5		54.4	56.1	54.9
30/12/2023	1:15	53.5			55.0	52.4
30/12/2023	1:20	54.8	53.9		56.1	53.7
30/12/2023	1:25	53.2			54.5	51.7
30/12/2023	1:30	55.0			56.7	53.8
30/12/2023	1:35	54.1	54.8		55.6	53.1
30/12/2023	1:40	55.3		54.4	55.9	53.7
30/12/2023	1:45	53.1			53.9	51.2
30/12/2023	1:50	55.0	53.9		55.7	53.5
30/12/2023	1:55	53.4			54.1	51.7
30/12/2023	2:00	54.7			55.3	53.2
30/12/2023	2:05	53.5	54.5		54.2	51.7
30/12/2023	2:10	55.1		54.0	56.5	53.3
30/12/2023	2:15	53.4			54.0	52.3
30/12/2023	2:20	53.9	53.5		55.1	53.2
30/12/2023	2:25	53.1			54.4	51.6
30/12/2023	2:30	54.6			56.3	52.9
30/12/2023	2:35	54.1	54.7		55.2	52.9
30/12/2023	2:40	55.4		54.6	56.7	53.8
30/12/2023	2:45	54.4			55.0	53.7
30/12/2023	2:50	55.2	54.4		57.0	54.4
30/12/2023	2:55	53.3			54.7	52.4
30/12/2023	3:00	55.0			56.9	53.2
30/12/2023	3:05	54.5	54.5		55.6	52.6
30/12/2023	3:10	54.1		54.5	55.6	53.4
30/12/2023	3:15	54.1			54.9	52.2
30/12/2023	3:20	55.3	54.4		56.7	54.7
30/12/2023	3:25	53.8			55.5	52.5
30/12/2023	3:30	54.1			54.7	53.4
30/12/2023	3:35	55.3	54.7		56.3	54.4
30/12/2023	3:40	54.5		54.6	55.7	52.8
30/12/2023	3:45	54.0			55.8	52.5
30/12/2023	3:50	54.8	54.5		55.6	53.2
30/12/2023	3:55	54.8			55.5	54.2
30/12/2023	4:00	55.2			56.4	53.8
30/12/2023	4:05	54.9	54.8		56.4	53.0
30/12/2023	4:10	54.2		54.6	55.3	52.9
30/12/2023	4:15	53.7			55.1	52.0
30/12/2023	4:20	53.5	54.4		54.1	52.6
30/12/2023	4:25	55.7			56.4	54.4
30/12/2023	4:30	53.2			54.7	52.4
30/12/2023	4:35	54.9	53.9		56.3	54.2
30/12/2023	4:40	53.5		53.8	54.6	52.4
30/12/2023	4:45	53.8			55.6	53.1
30/12/2023	4:50	53.5	53.6		54.6	52.7
30/12/2023	4:55	53.5			54.8	52.6
30/12/2023	5:00	54.2			55.1	52.5
30/12/2023	5:05	53.9	54.0		55.7	52.2
30/12/2023	5:10	53.9		54.6	55.6	52.7
30/12/2023	5:15	55.7			57.1	53.8
30/12/2023	5:20	55.1	55.2		55.8	53.4
30/12/2023	5:25	54.6			55.6	52.8
30/12/2023	5:30	56.6			57.6	55.6
30/12/2023	5:35	55.0	55.5		56.9	53.8
30/12/2023	5:40	54.5		55.6	55.3	53.9
30/12/2023	5:45	55.6			57.4	54.9
30/12/2023	5:50	56.6	55.8		58.0	55.4
30/12/2023	5:55	54.9			56.6	53.7
30/12/2023	6:00	54.1			55.5	52.3
30/12/2023	6:05	55.2	55.2		56.6	53.4
30/12/2023	6:10	56.1		57.1	57.0	54.3
30/12/2023	6:15	56.2			56.9	55.6
30/12/2023	6:20	59.5	58.5		60.6	58.8
30/12/2023	6:25	59.0			60.6	58.2
30/12/2023	6:30	58.7			60.0	57.4
30/12/2023	6:35	58.4	58.8		59.7	57.3
30/12/2023	6:40	59.2		58.3	60.2	58.5
30/12/2023	6:45	59.1			60.1	58.1
30/12/2023	6:50	56.2	57.8		57.1	55.2
30/12/2023	6:55	57.5			58.1	56.4
30/12/2023	23:00	56.6			58.1	54.7
30/12/2023	23:05	59.1	58.6		59.7	58.5
30/12/2023	23:10	59.6		58.1	61.4	58.8
30/12/2023	23:15	57.2			58.6	56.3
30/12/2023	23:20	58.3	57.6		58.9	57.3
30/12/2023	23:25	57.1			58.5	55.8
30/12/2023	23:30	56.9			58.5	55.5
30/12/2023	23:35	57.7	57.0		59.6	55.8
30/12/2023	23:40	56.2		57.0	57.6	55.0
30/12/2023	23:45	57.0			58.8	55.5
30/12/2023	23:50	57.6	57.0		59.2	56.3
30/12/2023	23:55	56.3			57.7	55.3
		Mean	55.4	55.5		
		Maximum	58.8	58.3		
		Minimum	53.5	53.8		

Date	Start Time	Leq (5mins)	Leq (15mins)	Leq (30mins)	L10 (5mins)	L90 (5mins)
31/12/2023	0:00	55.4			56.7	54.5
31/12/2023	0:05	55.0	55.1		55.9	54.1
31/12/2023	0:10	54.9		55.3	55.9	53.8
31/12/2023	0:15	56.2			57.7	54.5
31/12/2023	0:20	54.9	55.6		56.1	53.1
31/12/2023	0:25	55.5			56.4	53.8
31/12/2023	0:30	56.0			57.5	55.4
31/12/2023	0:35	55.2	55.4		56.8	54.5
31/12/2023	0:40	54.8		55.7	56.5	53.4
31/12/2023	0:45	56.2			56.9	55.5
31/12/2023	0:50	56.5	55.9		57.9	55.1
31/12/2023	0:55	54.9			56.8	53.1
31/12/2023	1:00	54.2			56.0	52.3
31/12/2023	1:05	53.6	54.2		54.7	52.1
31/12/2023	1:10	54.7		54.8	55.5	54.1
31/12/2023	1:15	55.7			57.0	55.0
31/12/2023	1:20	55.6	55.3		57.5	54.9
31/12/2023	1:25	54.6			55.9	53.4
31/12/2023	1:30	55.5			57.1	53.6
31/12/2023	1:35	55.5	55.5		57.1	53.7
31/12/2023	1:40	55.5		54.7	56.5	54.0
31/12/2023	1:45	54.4			55.9	52.6
31/12/2023	1:50	53.2	53.8		54.5	52.5
31/12/2023	1:55	53.8			55.7	52.4
31/12/2023	2:00	54.4			55.8	52.5
31/12/2023	2:05	54.6	54.3		56.0	53.7
31/12/2023	2:10	53.7		54.6	55.0	52.3
31/12/2023	2:15	54.8			56.3	52.9
31/12/2023	2:20	55.2	55.0		55.9	54.1
31/12/2023	2:25	55.0			56.5	53.2
31/12/2023	2:30	53.5			54.8	52.9
31/12/2023	2:35	55.1	54.3		56.1	54.2
31/12/2023	2:40	54.0		54.2	55.6	52.5
31/12/2023	2:45	53.4			54.6	52.3
31/12/2023	2:50	53.2	54.1		53.8	51.4
31/12/2023	2:55	55.3			56.0	53.5
31/12/2023	3:00	53.4			54.3	51.8
31/12/2023	3:05	54.4	54.4		55.4	53.0
31/12/2023	3:10	55.2		54.8	55.9	54.5
31/12/2023	3:15	54.5			56.4	52.9
31/12/2023	3:20	55.3	55.2		56.0	53.9
31/12/2023	3:25	55.6			57.2	54.7
31/12/2023	3:30	53.8			54.4	52.4
31/12/2023	3:35	53.3	54.3		54.0	52.3
31/12/2023	3:40	55.4		54.3	56.2	54.1
31/12/2023	3:45	54.0			55.7	52.5
31/12/2023	3:50	53.8	54.3		55.5	51.9
31/12/2023	3:55	55.1			55.7	54.2
31/12/2023	4:00	53.1			53.8	51.9
31/12/2023	4:05	53.8	54.0		55.6	52.4
31/12/2023	4:10	54.9		54.3	56.2	53.8
31/12/2023	4:15	55.2			56.3	53.9
31/12/2023	4:20	54.1	54.6		56.0	52.2
31/12/2023	4:25	54.4			55.4	53.2
31/12/2023	4:30	55.5			56.7	53.9
31/12/2023	4:35	54.2	54.7		55.1	52.3
31/12/2023	4:40	54.3		54.7	55.2	53.0
31/12/2023	4:45	54.7			56.2	53.0
31/12/2023	4:50	55.5	54.6		57.1	53.9
31/12/2023	4:55	53.5			54.1	52.4
31/12/2023	5:00	55.6			57.5	54.4
31/12/2023	5:05	54.8	54.9		55.5	53.9
31/12/2023	5:10	54.3		54.8	56.0	53.5
31/12/2023	5:15	54.3			55.4	52.6
31/12/2023	5:20	55.5	54.6		56.4	54.6
31/12/2023	5:25	53.9			55.1	52.9
31/12/2023	5:30	55.1			56.7	53.6
31/12/2023	5:35	54.9	55.1		55.5	53.5
31/12/2023	5:40	55.2		54.9	56.0	53.3
31/12/2023	5:45	55.0			55.6	54.1
31/12/2023	5:50	54.1	54.8		55.7	52.9
31/12/2023	5:55	55.1			57.0	54.1
31/12/2023	6:00	54.6			55.9	52.8
31/12/2023	6:05	55.4	55.4		57.2	54.7
31/12/2023	6:10	56.1		56.4	57.7	55.3
31/12/2023	6:15	55.6			57.5	54.3
31/12/2023	6:20	54.6	57.2		56.4	52.9
31/12/2023	6:25	59.7			60.7	58.3
31/12/2023	6:30	57.9			58.5	56.9
31/12/2023	6:35	57.9	57.9		58.8	56.9
31/12/2023	6:40	57.9		58.2	59.0	57.2
31/12/2023	6:45	59.2			60.6	57.7
31/12/2023	6:50	58.7	58.5		60.6	57.2
31/12/2023	6:55	57.3			58.0	55.9
31/12/2023	23:00	58.4			60.1	57.7
31/12/2023	23:05	57.8	57.7		59.7	56.8
31/12/2023	23:10	56.9		57.6	58.6	55.0
31/12/2023	23:15	57.7			59.3	56.2
31/12/2023	23:20	56.5	57.4		58.1	55.2
31/12/2023	23:25	57.8			59.2	55.9
31/12/2023	23:30	56.5			57.1	55.2
31/12/2023	23:35	58.9	57.5		60.7	57.2
31/12/2023	23:40	56.5		58.5	57.1	55.7
31/12/2023	23:45	59.1			60.1	58.3
31/12/2023	23:50	59.6	59.3		61.0	57.7
31/12/2023	23:55	59.1			59.9	57.3
		Mean	55.5	55.5		
		Maximum	59.3	58.5		
		Minimum	53.8	54.2		

Station: HC_M4

Date	Start Time	Leq (5mins)	Leq (15mins)	Leq (30mins)	L10 (5mins)	L90 (5mins)
1/1/2024	0:00	54.7			55.9	53.0
1/1/2024	0:05	54.4	54.9		55.9	52.6
1/1/2024	0:10	55.6		54.7	56.3	53.7
1/1/2024	0:15	54.4			55.0	52.8
1/1/2024	0:20	54.3	54.4		56.1	53.1
1/1/2024	0:25	54.4			55.9	53.8
1/1/2024	0:30	54.9			56.5	54.1
1/1/2024	0:35	55.1	55.3		57.0	54.1
1/1/2024	0:40	55.9		55.6	56.6	54.9
1/1/2024	0:45	54.7			55.3	53.9
1/1/2024	0:50	56.2	55.8		58.0	54.3
1/1/2024	0:55	56.3			57.3	55.7
1/1/2024	1:00	55.3			57.0	54.5
1/1/2024	1:05	54.5	54.7		55.3	53.9
1/1/2024	1:10	54.1		54.7	55.6	52.9
1/1/2024	1:15	54.8			55.7	53.1
1/1/2024	1:20	55.3	54.7		56.2	54.6
1/1/2024	1:25	53.7			55.0	52.1
1/1/2024	1:30	54.3			55.3	53.5
1/1/2024	1:35	54.5	54.1		56.0	53.8
1/1/2024	1:40	53.3		54.4	54.9	52.2
1/1/2024	1:45	54.2			55.4	52.5
1/1/2024	1:50	55.2	54.6		56.9	54.0
1/1/2024	1:55	54.4			56.1	53.0
1/1/2024	2:00	54.9			55.6	53.4
1/1/2024	2:05	54.4	54.3		56.3	53.3
1/1/2024	2:10	53.6		54.8	54.7	52.1
1/1/2024	2:15	55.2			56.9	54.3
1/1/2024	2:20	54.9	55.1		56.5	53.2
1/1/2024	2:25	55.3			56.7	54.7
1/1/2024	2:30	54.5			56.3	53.9
1/1/2024	2:35	53.2	54.1		54.8	52.3
1/1/2024	2:40	54.4		54.5	55.7	52.8
1/1/2024	2:45	54.7			55.7	53.4
1/1/2024	2:50	55.0	54.9		56.7	53.6
1/1/2024	2:55	54.9			55.6	54.0
1/1/2024	3:00	53.2			54.1	51.3
1/1/2024	3:05	55.0	54.7		55.7	54.1
1/1/2024	3:10	55.5		54.7	56.4	54.0
1/1/2024	3:15	54.5			55.7	53.6
1/1/2024	3:20	55.6	54.7		56.4	54.1
1/1/2024	3:25	53.9			55.4	52.7
1/1/2024	3:30	53.1			54.5	52.2
1/1/2024	3:35	53.8	53.5		54.8	52.5
1/1/2024	3:40	53.5		53.5	55.3	52.2
1/1/2024	3:45	53.2			54.4	52.3
1/1/2024	3:50	53.8	53.6		54.8	52.3
1/1/2024	3:55	53.8			55.0	53.0
1/1/2024	4:00	54.1			55.6	52.8
1/1/2024	4:05	53.8	54.2		55.2	52.4
1/1/2024	4:10	54.7		54.3	56.4	52.8
1/1/2024	4:15	53.7			54.6	51.8
1/1/2024	4:20	54.1	54.4		55.8	52.7
1/1/2024	4:25	55.2			56.7	53.4
1/1/2024	4:30	54.1			55.6	52.2
1/1/2024	4:35	53.9	54.5		55.8	53.3
1/1/2024	4:40	55.4		55.0	56.2	54.2
1/1/2024	4:45	55.5			56.8	54.7
1/1/2024	4:50	55.2	55.4		56.0	54.5
1/1/2024	4:55	55.6			57.0	53.8
1/1/2024	5:00	54.8			55.9	53.3
1/1/2024	5:05	55.7	55.0		57.1	54.2
1/1/2024	5:10	54.3		55.1	54.9	53.1
1/1/2024	5:15	55.3			56.2	54.3
1/1/2024	5:20	54.4	55.2		55.4	52.5
1/1/2024	5:25	55.7			57.5	54.5
1/1/2024	5:30	53.8			55.5	52.4
1/1/2024	5:35	55.8	54.7		57.0	53.9
1/1/2024	5:40	54.4		55.3	55.4	53.8
1/1/2024	5:45	55.8			56.9	54.7
1/1/2024	5:50	54.6	55.7		56.0	53.4
1/1/2024	5:55	56.5			57.8	55.7
1/1/2024	6:00	54.1			55.9	53.3
1/1/2024	6:05	55.7	54.8		57.2	53.8
1/1/2024	6:10	54.4		55.3	56.0	53.5
1/1/2024	6:15	54.9			56.5	53.3
1/1/2024	6:20	56.6	55.8		58.1	54.8
1/1/2024	6:25	55.8			56.5	54.3
1/1/2024	6:30	56.7			57.3	55.6
1/1/2024	6:35	59.3	57.6		61.0	57.7
1/1/2024	6:40	56.1		57.5	57.0	55.2
1/1/2024	6:45	56.9			58.2	56.0
1/1/2024	6:50	57.7	57.4		59.2	56.2
1/1/2024	6:55	57.7			58.8	56.7
1/1/2024	23:04	57.8			59.2	56.6
1/1/2024	23:09	58.7	57.8		60.3	57.2
1/1/2024	23:14	56.5		58.6	57.6	55.4
1/1/2024	23:19	58.8			60.7	57.8
1/1/2024	23:24	59.4	59.2		61.1	58.2
1/1/2024	23:29	59.5			60.3	58.2
1/1/2024	23:34	56.4			58.3	54.9
1/1/2024	23:39	54.2	55.4		55.7	53.1
1/1/2024	23:44	55.3		55.5	56.6	54.7
1/1/2024	23:49	55.6			56.6	54.1
1/1/2024	23:54	56.4	55.6		57.0	54.9
1/1/2024	23:59	54.6			56.1	53.8
		Mean	55.2	55.2		
		Maximum	59.2	58.6		
		Minimum	53.5	53.5		

Date	Start Time	Leq (5mins)	Leq (15mins)	Leq (30mins)	L10 (5mins)	L90 (5mins)
2/1/2024	0:04	55.2			57.0	53.6
2/1/2024	0:09	54.1	54.9		54.7	53.3
2/1/2024	0:14	55.4		55.1	56.0	54.5
2/1/2024	0:19	54.3			55.0	53.7
2/1/2024	0:24	55.8	55.3		57.0	54.0
2/1/2024	0:29	55.7			57.0	54.5
2/1/2024	0:34	55.4			56.4	53.6
2/1/2024	0:39	55.5	55.5		56.9	54.3
2/1/2024	0:44	55.6		54.7	56.9	55.0
2/1/2024	0:49	54.1			56.0	52.4
2/1/2024	0:54	53.6	53.7		54.3	52.0
2/1/2024	0:59	53.3			54.5	51.7
2/1/2024	1:04	53.1			55.0	52.4
2/1/2024	1:09	53.9	53.5		55.4	52.4
2/1/2024	1:14	53.5		54.3	55.0	52.0
2/1/2024	1:19	53.7			55.1	51.8
2/1/2024	1:24	55.7	55.0		56.3	54.2
2/1/2024	1:29	55.4			56.8	54.2
2/1/2024	1:34	54.7			56.4	53.4
2/1/2024	1:39	55.2	54.8		57.1	53.7
2/1/2024	1:44	54.6		54.3	56.2	53.6
2/1/2024	1:49	54.1			55.9	53.4
2/1/2024	1:54	53.8	53.7		55.7	52.6
2/1/2024	1:59	53.3			54.9	51.8
2/1/2024	2:04	53.5			54.1	52.4
2/1/2024	2:09	54.2	53.7		55.9	53.6
2/1/2024	2:14	53.5		54.1	54.5	52.5
2/1/2024	2:19	54.2			55.0	52.3
2/1/2024	2:24	53.1	54.3		54.2	51.5
2/1/2024	2:29	55.4			56.7	54.4
2/1/2024	2:34	55.0			56.5	53.8
2/1/2024	2:39	54.4	54.5		56.1	52.6
2/1/2024	2:44	54.2		54.3	54.8	52.7
2/1/2024	2:49	54.9			56.5	54.3
2/1/2024	2:54	53.5	54.1		55.4	52.9
2/1/2024	2:59	53.9			55.5	52.2
2/1/2024	3:04	55.7			56.7	55.0
2/1/2024	3:09	54.1	54.7		54.8	52.8
2/1/2024	3:14	54.2		54.6	55.6	53.4
2/1/2024	3:19	54.5			55.3	53.4
2/1/2024	3:24	55.5	54.5		56.6	54.9
2/1/2024	3:29	53.1			53.7	51.8
2/1/2024	3:34	54.9			56.6	53.4
2/1/2024	3:39	55.5	55.1		57.2	54.5
2/1/2024	3:44	54.9		55.2	56.5	54.0
2/1/2024	3:49	55.6			56.5	54.1
2/1/2024	3:54	55.4	55.2		57.2	54.2
2/1/2024	3:59	54.5			55.1	53.8
2/1/2024	4:04	53.4			54.4	51.6
2/1/2024	4:09	53.4	54.3		54.3	51.6
2/1/2024	4:14	55.6		54.4	57.4	54.0
2/1/2024	4:19	53.3			55.2	51.4
2/1/2024	4:24	54.6	54.6		56.4	52.8
2/1/2024	4:29	55.5			56.8	54.2
2/1/2024	4:34	54.1			55.5	52.2
2/1/2024	4:39	55.3	54.9		56.0	53.4
2/1/2024	4:44	55.2		54.3	56.6	53.4
2/1/2024	4:49	54.2			54.9	52.7
2/1/2024	4:54	53.1	53.7		54.5	52.4
2/1/2024	4:59	53.7			55.0	52.7
2/1/2024	5:04	54.7			56.4	53.1
2/1/2024	5:09	55.6	55.5		57.4	54.9
2/1/2024	5:14	56.0		55.7	57.5	54.7
2/1/2024	5:19	56.3			56.9	54.6
2/1/2024	5:24	54.9	56.0		55.5	54.0
2/1/2024	5:29	56.6			57.2	55.2
2/1/2024	5:34	54.3			55.5	53.5
2/1/2024	5:39	54.3	54.7		55.2	53.1
2/1/2024	5:44	55.3		54.9	56.7	53.7
2/1/2024	5:49	55.2			56.0	53.6
2/1/2024	5:54	54.6	55.1		55.9	53.1
2/1/2024	5:59	55.4			57.2	54.3
2/1/2024	6:04	54.7			56.2	52.8
2/1/2024	6:09	58.8	58.0		59.4	58.1
2/1/2024	6:14	59.3		57.9	60.0	57.4
2/1/2024	6:19	57.6			59.5	56.7
2/1/2024	6:24	56.9	57.8		58.5	55.0
2/1/2024	6:29	58.8			59.9	57.4
2/1/2024	6:34	58.4			60.1	56.6
2/1/2024	6:39	58.3	58.7		59.8	57.1
2/1/2024	6:44	59.4		58.7	60.7	58.5
2/1/2024	6:49	59.5			60.1	58.2
2/1/2024	6:54	56.4	58.6		58.0	54.9
2/1/2024	6:59	59.3			60.4	57.6
2/1/2024	23:04	57.6			58.4	55.9
2/1/2024	23:09	56.7	56.8		57.4	56.1
2/1/2024	23:14	55.8		55.7	56.9	54.9
2/1/2024	23:19	54.2			54.9	52.9
2/1/2024	23:24	54.6	54.4		55.2	52.7
2/1/2024	23:29	54.3			55.3	53.1
2/1/2024	23:34	55.4			56.7	54.6
2/1/2024	23:39	56.4	55.4		57.1	55.8
2/1/2024	23:44	54.1		55.7	54.7	52.7
2/1/2024	23:49	56.6			57.3	55.0
2/1/2024	23:54	55.1	55.9		57.0	54.3
2/1/2024	23:59	55.9			56.9	54.5
		Mean	55.2	55.2		
		Maximum	58.7	58.7		
		Minimum	53.5	54.1		

Station: HC_M4

Date	Start Time	Leq (5mins)	Leq (15mins)	Leq (30mins)	L10 (5mins)	L90 (5mins)
3/1/2024	0:04	55.2			57.0	53.4
3/1/2024	0:09	56.7	55.6		58.2	55.0
3/1/2024	0:14	54.5		55.2	56.0	53.2
3/1/2024	0:19	56.4			57.0	54.7
3/1/2024	0:24	53.9	54.7		54.6	52.7
3/1/2024	0:29	53.1			53.9	51.6
3/1/2024	0:34	54.7			56.1	54.0
3/1/2024	0:39	55.0	55.0		56.3	53.6
3/1/2024	0:44	55.4		55.1	56.8	53.9
3/1/2024	0:49	55.7			56.9	54.3
3/1/2024	0:54	54.8	55.2		55.4	53.4
3/1/2024	0:59	55.0			55.8	53.9
3/1/2024	1:04	53.9			55.6	52.8
3/1/2024	1:09	53.7	54.2		54.7	53.0
3/1/2024	1:14	54.8		54.1	56.7	53.7
3/1/2024	1:19	53.6			54.4	51.7
3/1/2024	1:24	54.0	53.9		54.9	52.6
3/1/2024	1:29	54.2			55.2	53.3
3/1/2024	1:34	54.1			54.9	52.6
3/1/2024	1:39	54.5	54.0		56.3	53.3
3/1/2024	1:44	53.2		54.1	54.9	51.6
3/1/2024	1:49	53.4			54.1	51.9
3/1/2024	1:54	53.8	54.2		54.7	52.9
3/1/2024	1:59	55.3			57.0	53.8
3/1/2024	2:04	54.1			55.4	52.5
3/1/2024	2:09	53.1	53.6		53.9	51.6
3/1/2024	2:14	53.4		53.8	55.1	52.3
3/1/2024	2:19	53.6			55.2	52.6
3/1/2024	2:24	54.8	54.0		55.7	52.9
3/1/2024	2:29	53.5			54.5	52.5
3/1/2024	2:34	54.6			55.9	53.2
3/1/2024	2:39	54.4	54.4		55.2	53.6
3/1/2024	2:44	54.1		54.4	55.4	52.6
3/1/2024	2:49	54.4			55.0	52.7
3/1/2024	2:54	53.2	54.4		54.5	51.5
3/1/2024	2:59	55.4			56.7	54.4
3/1/2024	3:04	54.2			55.4	52.3
3/1/2024	3:09	55.4	54.3		56.7	53.8
3/1/2024	3:14	53.1		54.8	54.9	51.5
3/1/2024	3:19	54.7			56.5	53.5
3/1/2024	3:24	55.4	55.1		56.2	53.6
3/1/2024	3:29	55.3			56.0	53.5
3/1/2024	3:34	54.4			56.1	52.5
3/1/2024	3:39	55.6	54.5		56.7	54.5
3/1/2024	3:44	53.1		54.3	55.0	51.9
3/1/2024	3:49	53.6			54.7	52.9
3/1/2024	3:54	53.3	54.1		54.6	52.1
3/1/2024	3:59	55.2			56.7	54.3
3/1/2024	4:04	54.3			55.1	52.5
3/1/2024	4:09	54.1	54.2		54.7	52.8
3/1/2024	4:14	54.2		54.4	56.0	52.8
3/1/2024	4:19	54.9			56.3	54.3
3/1/2024	4:24	55.2	54.5		56.9	53.6
3/1/2024	4:29	53.3			54.8	52.0
3/1/2024	4:34	55.6			56.6	54.9
3/1/2024	4:39	53.6	54.8		54.5	52.2
3/1/2024	4:44	55.0		54.8	56.8	54.2
3/1/2024	4:49	54.5			55.5	52.9
3/1/2024	4:54	55.2	54.7		56.8	54.0
3/1/2024	4:59	54.5			55.5	52.9
3/1/2024	5:04	55.5			57.2	54.8
3/1/2024	5:09	55.2	55.0		56.5	53.4
3/1/2024	5:14	54.3		55.2	55.1	52.5
3/1/2024	5:19	56.2			57.9	55.4
3/1/2024	5:24	55.4	55.4		56.2	54.6
3/1/2024	5:29	54.3			54.9	53.7
3/1/2024	5:34	56.3			56.9	55.5
3/1/2024	5:39	56.7	57.8		58.5	55.7
3/1/2024	5:44	59.7		58.1	61.5	58.0
3/1/2024	5:49	58.3			59.4	57.5
3/1/2024	5:54	57.0	58.3		58.5	56.1
3/1/2024	5:59	59.3			61.2	57.4
3/1/2024	6:04	59.5			60.8	58.0
3/1/2024	6:09	57.9	58.6		59.8	56.6
3/1/2024	6:14	58.2		58.6	59.1	56.8
3/1/2024	6:19	58.7			60.3	57.0
3/1/2024	6:24	59.5	58.7		60.7	57.9
3/1/2024	6:29	57.7			58.6	56.1
3/1/2024	6:34	59.2			60.5	57.9
3/1/2024	6:39	59.0	59.1		60.4	58.1
3/1/2024	6:44	59.2		59.3	61.0	57.7
3/1/2024	6:49	58.6			60.5	56.9
3/1/2024	6:54	60.4	59.4		61.8	58.5
3/1/2024	6:59	59.1			60.0	57.2
		Mean	55.4	55.4		
		Maximum	59.4	59.3		
		Minimum	53.6	53.8		

Summary of Noise Monitoring Results during 23:00 - 07:00 on the next day at HC_M4		
	Leq (15mins)	Leq (30mins)
Mean	55.5	55.5
Maximum	59.9	59.5
Minimum	53.2	53.5

Appendix 3-7 Baseline Noise Monitoring Data – 07:00 - 19:00 at HC_M6

Station: HC_M6

Date	Start Time	Leq (5mins)	Leq (30mins)	L10 (5mins)	L90 (5mins)
20/12/2023	10:40	62.0		65.1	58.7
20/12/2023	10:45	61.3		64.3	59.6
20/12/2023	10:50	61.4	62.1	64.5	58.4
20/12/2023	10:55	60.8		63.5	58.6
20/12/2023	11:00	63.1		64.5	61.5
20/12/2023	11:05	63.4		65.8	62.3
20/12/2023	11:10	62.4		63.8	60.4
20/12/2023	11:15	63.0		63.9	61.5
20/12/2023	11:20	63.1	62.4	65.5	61.7
20/12/2023	11:25	61.0		62.5	58.8
20/12/2023	11:30	61.1		62.2	59.1
20/12/2023	11:35	63.2		65.0	61.5
20/12/2023	11:40	63.1		64.5	60.9
20/12/2023	11:45	63.2		65.8	60.8
20/12/2023	11:50	63.3	62.5	65.2	61.2
20/12/2023	11:55	61.1		63.0	58.0
20/12/2023	12:00	61.5		63.8	58.6
20/12/2023	12:05	62.5		64.3	59.8
20/12/2023	12:10	63.1		63.9	62.2
20/12/2023	12:15	63.4		64.6	61.6
20/12/2023	12:20	61.1	62.5	64.0	59.4
20/12/2023	12:25	62.5		64.6	61.4
20/12/2023	12:30	61.3		63.8	58.4
20/12/2023	12:35	62.9		64.4	60.9
20/12/2023	12:40	61.2		63.9	58.2
20/12/2023	12:45	62.2		64.5	59.9
20/12/2023	12:50	63.0	62.0	64.0	60.2
20/12/2023	12:55	60.7		63.4	58.9
20/12/2023	13:00	62.1		64.1	59.9
20/12/2023	13:05	62.6		63.8	61.8
20/12/2023	13:10	61.0		63.1	59.8
20/12/2023	13:15	61.6		64.1	58.9
20/12/2023	13:20	61.7	61.6	64.6	60.1
20/12/2023	13:25	62.2		64.3	60.6
20/12/2023	13:30	62.2		64.2	59.9
20/12/2023	13:35	60.7		63.3	59.2
20/12/2023	13:40	61.7		63.1	60.3
20/12/2023	13:45	62.1		64.5	59.5
20/12/2023	13:50	61.1	61.8	62.3	59.0
20/12/2023	13:55	61.9		63.1	61.0
20/12/2023	14:00	61.3		63.9	60.5
20/12/2023	14:05	62.6		64.7	61.3
20/12/2023	14:10	60.8		63.7	59.9
20/12/2023	14:15	61.7		64.0	58.9
20/12/2023	14:20	62.0	61.5	62.9	61.0
20/12/2023	14:25	61.3		63.3	59.3
20/12/2023	14:30	61.7		63.8	60.2
20/12/2023	14:35	61.1		61.9	59.5
20/12/2023	14:40	61.6		64.4	60.6
20/12/2023	14:45	61.4		62.5	58.4
20/12/2023	14:50	62.0	61.5	65.0	59.5
20/12/2023	14:55	62.2		64.0	59.1
20/12/2023	15:00	60.9		63.3	57.6
20/12/2023	15:05	61.0		63.4	58.8
20/12/2023	15:10	63.5		66.9	61.6
20/12/2023	15:15	64.6		66.0	61.5
20/12/2023	15:20	63.4	64.0	66.9	62.6
20/12/2023	15:25	63.5		66.8	60.5
20/12/2023	15:30	63.3		66.8	61.2
20/12/2023	15:35	65.3		67.5	63.4
20/12/2023	15:40	65.1		66.8	63.6
20/12/2023	15:45	62.9		64.8	61.6
20/12/2023	15:50	65.1	64.8	66.4	63.0
20/12/2023	15:55	63.7		65.0	61.0
20/12/2023	16:00	64.9		68.4	62.4
20/12/2023	16:05	66.2		67.5	64.7
20/12/2023	16:10	66.8		69.1	66.0
20/12/2023	16:15	62.8		65.3	60.5
20/12/2023	16:20	64.8	65.0	66.3	62.8
20/12/2023	16:25	65.1		68.1	62.1
20/12/2023	16:30	64.8		66.4	62.0
20/12/2023	16:35	65.0		66.2	63.6
20/12/2023	16:40	64.4		66.8	62.2
20/12/2023	16:45	66.9		69.4	64.6
20/12/2023	16:50	62.8	65.3	65.8	60.4
20/12/2023	16:55	64.5		67.0	61.6
20/12/2023	17:00	65.5		67.3	63.8
20/12/2023	17:05	66.3		68.0	63.7
20/12/2023	17:10	66.1		67.8	63.8
20/12/2023	17:15	63.7		66.1	61.2
20/12/2023	17:20	65.0	65.6	66.4	63.2
20/12/2023	17:25	64.1		66.3	61.2
20/12/2023	17:30	66.9		68.5	63.9
20/12/2023	17:35	66.8		68.5	64.2
20/12/2023	17:40	65.7		66.9	63.0
20/12/2023	17:45	66.0		67.7	64.8
20/12/2023	17:50	64.3	64.6	66.7	62.8
20/12/2023	17:55	63.2		65.4	60.9
20/12/2023	18:00	63.4		65.9	62.2
20/12/2023	18:05	64.3		65.5	61.4
20/12/2023	18:10	64.6		67.1	62.0
20/12/2023	18:15	63.8		65.1	61.9
20/12/2023	18:20	65.6	64.9	68.2	64.6
20/12/2023	18:25	64.0		65.9	61.8
20/12/2023	18:30	66.3		68.3	64.9
20/12/2023	18:35	64.3		65.1	63.5
20/12/2023	18:40	63.2		65.4	61.6
20/12/2023	18:45	65.1		66.5	63.1
20/12/2023	18:50	64.6		65.4	62.2
20/12/2023	18:55	63.3		65.6	61.9
		Mean	63.3		
		Maximum	65.6		
		Minimum	61.5		

Date	Start Time	Leq (5mins)	Leq (30mins)	L10 (5mins)	L90 (5mins)
21/12/2023	7:00	62.4		64.0	60.8
21/12/2023	7:05	63.2		65.1	61.9
21/12/2023	7:10	62.5	62.7	64.1	61.4
21/12/2023	7:15	62.7		64.1	61.1
21/12/2023	7:20	62.3		64.2	60.6
21/12/2023	7:25	63.0		64.7	61.8
21/12/2023	7:30	62.6		64.3	60.7
21/12/2023	7:35	59.9		60.9	59.0
21/12/2023	7:40	61.1	61.8	62.9	60.3
21/12/2023	7:45	62.1		63.7	61.5
21/12/2023	7:50	60.3		61.4	59.4
21/12/2023	7:55	63.5		65.3	62.4
21/12/2023	8:00	62.4		63.6	60.9
21/12/2023	8:05	60.5		61.8	59.0
21/12/2023	8:10	60.3	62.0	61.7	59.3
21/12/2023	8:15	62.4		63.2	61.3
21/12/2023	8:20	63.1		64.1	61.3
21/12/2023	8:25	62.4		63.8	61.5
21/12/2023	8:30	61.4		62.2	59.9
21/12/2023	8:35	62.2		63.9	60.5
21/12/2023	8:40	61.2	62.2	62.9	59.4
21/12/2023	8:45	63.7		64.7	62.7
21/12/2023	8:50	62.0		63.6	61.3
21/12/2023	8:55	62.2		63.6	60.5
21/12/2023	9:00	63.2		63.8	62.1
21/12/2023	9:05	60.5		61.2	58.6
21/12/2023	9:10	61.0	62.1	62.3	59.3
21/12/2023	9:15	60.7		61.8	59.8
21/12/2023	9:20	62.4		64.3	61.6
21/12/2023	9:25	63.5		65.1	61.9
21/12/2023	9:30	63.4		64.4	62.4
21/12/2023	9:35	63.1		64.1	61.8
21/12/2023	9:40	61.5	62.2	63.1	60.7
21/12/2023	9:45	60.3		61.0	58.4
21/12/2023	9:50	63.0		63.6	61.7
21/12/2023	9:55	61.1		61.9	59.8
21/12/2023	10:00	60.6		61.9	59.9
21/12/2023	10:05	62.2		63.5	61.1
21/12/2023	10:10	62.6	62.0	63.5	61.1
21/12/2023	10:15	63.3		65.0	62.2
21/12/2023	10:20	60.4		61.7	59.8
21/12/2023	10:25	62.2		63.3	61.4
21/12/2023	10:30	63.2		64.3	61.5
21/12/2023	10:35	61.2		62.9	59.5
21/12/2023	10:40	62.1	62.0	63.0	61.1
21/12/2023	10:45	61.2		62.3	60.0
21/12/2023	10:50	61.3		61.9	60.0
21/12/2023	10:55	62.4		63.3	61.5
21/12/2023	11:00	61.6		62.7	60.7
21/12/2023	11:05	62.2		63.3	61.4
21/12/2023	11:10	62.5	62.1	63.7	60.9
21/12/2023	11:15	62.2		63.0	61.3
21/12/2023	11:20	62.9		64.8	61.0
21/12/2023	11:25	60.7		62.6	59.7
21/12/2023	11:30	61.8		62.5	60.7
21/12/2023	11:35	63.0		63.9	61.2
21/12/2023	11:40	62.6	62.2	64.2	61.5
21/12/2023	11:45	60.9		62.8	60.2
21/12/2023	11:50	62.8		64.5	61.9
21/12/2023	11:55	61.5		62.7	60.8
21/12/2023	12:00	60.8		61.9	60.1
21/12/2023	12:05	63.1		63.9	61.3
21/12/2023	12:10	62.9	62.7	64.3	62.0
21/12/2023	12:15	62.4		63.6	60.6
21/12/2023	12:20	63.0		64.3	61.5
21/12/2023	12:25	63.4		64.3	62.0
21/12/2023	12:30	62.6		64.1	61.9
21/12/2023	12:35	62.6		64.2	61.0
21/12/2023	12:40	62.6	62.6	63.4	61.4
21/12/2023	12:45	63.4		64.1	62.5
21/12/2023	12:50	62.9		63.7	61.2
21/12/2023	12:55	61.5		63.3	59.8
21/12/2023	13:00	62.5		63.7	61.1
21/12/2023	13:05	63.4		64.3	61.8
21/12/2023	13:10	61.8	62.6	62.4	60.5
21/12/2023	13:15	60.8		62.1	59.9
21/12/2023	13:20	63.1		64.0	62.3
21/12/2023	13:25	63.2		63.8	61.9
21/12/2023	13:30	62.4		64.0	60.8
21/12/2023	13:35	62.2		64.0	60.6
21/12/2023	13:40	61.6	61.6	62.9	60.3
21/12/2023	13:45	61.6		62.4	60.8
21/12/2023	13:50	60.9		62.5	59.8
21/12/2023	13:55	60.7		62.5	59.6
21/12/2023	14:00	61.2		63.1	59.4
21/12/2023	14:05	61.1		61.8	59.6
21/12/2023	14:10	60.8	61.1	62.3	60.0
21/12/2023	14:15	61.3		62.0	59.9
21/12/2023	14:20	60.8		62.6	59.8
21/12/2023	14:25	61.6		63.1	60.8
21/12/2023	14:30	60.9		62.3	59.1
21/12/2023	14:35	62.3		63.4	61.4
21/12/2023	14:40	61.0	61.5	62.4	60.3
21/12/2023	14:45	62.2		63.1	61.5
21/12/2023	14:50	61.1		62.2	59.2
21/12/2023	14:55	61.5		63.1	60.4
21/12/2023	15:00	62.0		63.2	61.1
21/12/2023	15:05	61.4		62.7	59.9
21/12/2023	15:10	60.8	63.1	61.4	59.6
21/12/2023	15:15	63.1		63.8	61.7
21/12/2023	15:20	63.7		64.9	62.4
21/12/2023	15:25	65.6		66.8	64.4
21/12/2023	15:30	65.1		66.8	64.4
21/12/2023	15:35	64.5		65.7	63.0
21/12/2023	15:40	62.9	64.8	64.7	61.2
21/12/2023	15:45	63.5		64.3	61.9
21/12/2023	15:50	66.3		67.8	65.4
21/12/2023	15:55	65.7		66.9	65.1
21/12/2023	16:00	63.0		64.0	61.6
21/12/2023	16:05	65.5		66.2	64.8
21/12/2023	16:10	62.9	64.0	64.6	61.5
21/12/2023	16:15	63.5		65.4	61.6
21/12/2023	16:20	64.3		66.0	63.1
21/12/2023	16:25	64.4		66.3	63.1
21/12/2023	16:30	64.2		65.6	63.1
21/12/2023	16:35	64.2		66.1	62.4
21/12/2023	16:40	62.7	64.6	63.4	61.9
21/12/2023	16:45	64.9		65.7	63.0
21/12/2023	16:50	65.4		66.5	63.9
21/12/2023	16:55	65.5		67.1	63.6
21/12/2023	17:00	66.7		67.9	65.6
21/12/2023	17:05	63.9		65.5	62.2
21/12/2023	17:10	66.7	65.9	68.6	66.1
21/12/2023	17:15	66.4		67.4	65.4
21/12/2023	17:20	64.1		66.0	63.5
21/12/2023	17:25	66.7		68.6	65.4
21/12/2023	17:30	64.2		65.9	63.3
21/12/2023	17:35	64.3		64.9	62.7
21/12/2023	17:40	62.9	64.7	63.6	61.1
21/12/2023	17:45	65.1		66.8	63.6
21/12/2023	17:50	65.6		67.0	64.4
21/12/2023	17:55	65.6		66.3	64.1
21/12/2023	18:00	63.1		64.3	61.8
21/12/2023	18:05	63.1		63.9	62.1
21/12/2023	18:10	66.7	64.4	68.0	65.9
21/12/2023	18:15	65.3		66.8	64.3
21/12/2023	18:20	62.9		63.6	62.3
21/12/2023	18:25	63.6		64.7	62.7
21/12/2023	18:30	66.3		67.0	65.2
21/12/2023	18:35	65.3		66.2	64.4
21/12/2023	18:40	65.7	65.2	67.5	64.3
21/12/2023	18:45	64.0		65.8	62.6
21/12/2023	18:50	63.9		64.8	63.2
21/12/2023	18:55	65.2		66.6	63.9
		Mean	62.9		
		Maximum	65.9		
		Minimum	61.1		

Date	Start Time	Leq (5mins)	Leq (30mins)	L10 (5mins)	L90 (5mins)
22/12/2023	7:00	60.9		62.7	59.8
22/12/2023	7:05	62.0		62.7	60.7
22/12/2023	7:10	62.8	62.2	63.6	61.2
22/12/2023	7:15	63.1		64.0	61.3
22/12/2023	7:20	63.4		64.9	62.2
22/12/2023	7:25	60.0		61.8	58.7
22/12/2023	7:30	60.4		61.1	59.7
22/12/2023	7:35	62.7		63.5	60.8
22/12/2023	7:40	60.8	61.9	62.2	59.4
22/12/2023	7:45	63.2		64.0	62.0
22/12/2023	7:50	63.2		65.1	61.6
22/12/2023	7:55	59.8		60.6	59.0
22/12/2023	8:00	62.9		64.2	61.2
22/12/2023	8:05	62.1		63.9	60.2
22/12/2023	8:10	61.8	62.0	63.4	60.0
22/12/2023	8:15	61.6		62.3	59.7
22/12/2023	8:20	62.5		63.4	60.9
22/12/2023	8:25	60.8		62.4	59.3
22/12/2023	8:30	61.0		61.8	59.8
22/12/2023	8:35	61.1		63.0	59.6
22/12/2023	8:40	62.7	61.6	63.5	61.4
22/12/2023	8:45	60.8		62.3	59.3
22/12/2023	8:50	60.9		62.2	59.4
22/12/2023	8:55	62.8		63.8	61.6
22/12/2023	9:00	61.3		62.1	59.6
22/12/2023	9:05	61.8		63.1	60.2
22/12/2023	9:10	63.4	61.7	64.5	62.5
22/12/2023	9:15	61.4		63.0	59.9
22/12/2023	9:20	61.1		62.6	59.2
22/12/2023	9:25	60.8		61.7	58.9
22/12/2023	9:30	61.0		61.7	59.1
22/12/2023	9:35	61.7		63.4	60.3
22/12/2023	9:40	61.0	61.7	62.0	59.7
22/12/2023	9:45	62.5		63.6	60.7
22/12/2023	9:50	62.8		63.8	60.9
22/12/2023	9:55	60.6		61.6	59.9
22/12/2023	10:00	62.8		64.5	61.2
22/12/2023	10:05	62.2		63.3	61.4
22/12/2023	10:18	60.7		62.4	59.3
22/12/2023	10:23	62.2		63.5	60.5
22/12/2023	10:28	63.0		64.3	61.9
22/12/2023	10:33	62.5		64.1	61.7
22/12/2023	10:38	61.1		62.3	59.8
22/12/2023	10:43	62.4	62.5	63.9	61.1
22/12/2023	10:48	63.1		64.5	61.8
22/12/2023	10:53	63.2		64.5	61.5
22/12/2023	10:58	62.4		63.8	61.0
22/12/2023	11:03	63.4		65.3	62.4
22/12/2023	11:08	60.7		62.0	59.6
22/12/2023	11:13	63.2	62.5	63.8	61.5
22/12/2023	11:18	62.0		63.7	61.0
22/12/2023	11:23	62.1		63.9	60.7
22/12/2023	11:28	63.0		64.4	61.2
22/12/2023	11:33	63.1		64.7	61.2
22/12/2023	11:38	61.3		62.0	59.5
22/12/2023	11:43	63.3	62.4	65.0	61.7
22/12/2023	11:48	61.5		62.4	60.5
22/12/2023	11:53	61.7		62.9	60.3
22/12/2023	11:58	62.8		63.9	61.5
22/12/2023	12:03	61.7		62.7	60.3
22/12/2023	12:08	62.4		63.1	60.5
22/12/2023	12:13	62.9	62.3	64.0	61.2
22/12/2023	12:18	60.7		61.6	59.9
22/12/2023	12:23	62.9		64.2	62.3
22/12/2023	12:28	62.8		64.6	61.4
22/12/2023	12:33	63.1		63.8	61.6
22/12/2023	12:38	62.0		63.5	60.5
22/12/2023	12:43	61.3	61.9	62.3	60.7
22/12/2023	12:48	61.4		63.1	60.4
22/12/2023	12:53	61.8		63.0	60.8
22/12/2023	12:58	61.6		62.9	60.4
22/12/2023	13:03	61.8		62.4	61.0
22/12/2023	13:08	62.9		63.6	62.3
22/12/2023	13:13	61.3	62.2	62.0	59.6
22/12/2023	13:18	62.2		63.1	60.4
22/12/2023	13:23	63.4		65.1	62.2
22/12/2023	13:28	61.2		62.1	60.0
22/12/2023	13:33	61.0		61.8	60.3
22/12/2023	13:38	62.3		63.4	60.6
22/12/2023	13:43	61.2	61.7	63.1	60.1
22/12/2023	13:48	61.3		63.1	59.7
22/12/2023	13:53	62.4		63.9	61.5
22/12/2023	13:58	61.9		63.2	60.6
22/12/2023	14:03	61.4		62.3	60.6
22/12/2023	14:08	60.9		62.0	60.3
22/12/2023	14:13	62.6	61.6	63.3	61.3
22/12/2023	14:18	61.9		63.6	60.5
22/12/2023	14:23	60.7		61.4	59.4
22/12/2023	14:28	61.9		63.7	60.9
22/12/2023	14:33	61.8		63.2	60.0
22/12/2023	14:38	60.8		62.2	59.0
22/12/2023	14:43	61.6	61.5	62.2	59.8
22/12/2023	14:48	62.5		64.4	61.6
22/12/2023	14:53	61.2		61.9	59.3
22/12/2023	14:58	60.7		61.5	59.5
22/12/2023	15:03	60.7		62.4	59.8
22/12/2023	15:08	62.7		64.5	61.7
22/12/2023	15:13	60.8	63.1	62.6	59.5
22/12/2023	15:18	62.4		64.0	61.8
22/12/2023	15:23	62.7		63.9	60.8
22/12/2023	15:28	66.4		68.3	64.8
22/12/2023	15:33	64.9		65.6	63.3
22/12/2023	15:38	65.3		66.0	64.3
22/12/2023	15:43	65.3	64.5	66.3	64.5
22/12/2023	15:48	63.3		63.9	62.5
22/12/2023	15:53	62.7		63.3	61.3
22/12/2023	15:58	64.6		66.4	63.8
22/12/2023	16:03	64.9		66.4	64.2
22/12/2023	16:08	62.7		64.2	61.4
22/12/2023	16:13	65.6	64.1	66.8	64.9
22/12/2023	16:18	62.7		64.5	61.1
22/12/2023	16:23	65.0		66.5	63.3
22/12/2023	16:28	62.8		63.5	61.7
22/12/2023	16:33	63.2		64.3	61.4
22/12/2023	16:38	63.2		65.1	61.9
22/12/2023	16:43	64.1	64.8	65.0	63.2
22/12/2023	16:48	66.3		67.0	65.5
22/12/2023	16:53	63.1		63.9	62.0
22/12/2023	16:58	66.9		67.7	65.6
22/12/2023	17:03	63.7		64.8	62.3
22/12/2023	17:08	64.2		64.9	62.7
22/12/2023	17:13	63.8	64.8	65.7	62.5
22/12/2023	17:18	63.8		64.7	62.3
22/12/2023	17:23	66.3		66.9	65.3
22/12/2023	17:28	65.9		67.5	64.7
22/12/2023	17:33	64.0		64.9	63.3
22/12/2023	17:38	65.0		66.0	64.0
22/12/2023	17:43	63.1	63.8	64.6	62.0
22/12/2023	17:48	64.0		65.6	62.2
22/12/2023	17:53	63.3		64.6	62.0
22/12/2023	17:58	62.9		64.8	61.3
22/12/2023	18:03	65.9		67.6	64.8
22/12/2023	18:08	64.3		65.1	63.7
22/12/2023	18:13	64.8	65.0	65.5	63.7
22/12/2023	18:18	65.4		66.4	64.8
22/12/2023	18:23	64.8		65.6	63.6
22/12/2023	18:28	64.8		65.6	64.2
22/12/2023	18:33	65.3		66.9	64.2
22/12/2023	18:38	62.8		64.4	61.5
22/12/2023	18:43	64.9	65.3	65.5	64.3
22/12/2023	18:48	65.6		67.5	64.2
22/12/2023	18:53	66.2		67.5	65.2
22/12/2023	18:58	66.1		66.9	65.0
		Mean	62.8		
		Maximum	65.3		
		Minimum	61.5		

Station: HC_M6

Date	Start Time	Leq (5mins)	Leq (30mins)	L10 (5mins)	L90 (5mins)
23/12/2023	7:03	62.2		63.4	61.4
23/12/2023	7:08	63.1		64.2	61.7
23/12/2023	7:13	60.3	61.8	61.9	59.1
23/12/2023	7:18	60.7		61.8	59.9
23/12/2023	7:23	60.2		61.5	59.4
23/12/2023	7:28	63.1		64.7	62.0
23/12/2023	7:33	62.9		64.1	62.1
23/12/2023	7:38	61.3		62.7	60.4
23/12/2023	7:43	62.2	61.6	63.8	60.5
23/12/2023	7:48	61.0		62.2	60.2
23/12/2023	7:53	61.7		63.5	61.1
23/12/2023	7:58	60.1		61.7	58.6
23/12/2023	8:03	61.2		62.3	60.2
23/12/2023	8:08	60.7		61.6	59.1
23/12/2023	8:13	62.7	61.7	63.5	61.1
23/12/2023	8:18	61.2		62.9	59.6
23/12/2023	8:23	61.5		62.5	60.6
23/12/2023	8:28	62.5		63.2	60.9
23/12/2023	8:33	61.5		63.2	60.6
23/12/2023	8:38	62.9		64.1	62.3
23/12/2023	8:43	63.3	62.3	64.9	62.7
23/12/2023	8:48	63.6		64.3	62.3
23/12/2023	8:53	61.3		63.2	59.8
23/12/2023	8:58	60.6		62.0	59.4
23/12/2023	9:03	62.5		63.6	61.3
23/12/2023	9:08	60.4		61.6	58.9
23/12/2023	9:13	61.1	61.9	62.9	60.5
23/12/2023	9:18	61.8		63.6	60.1
23/12/2023	9:23	62.1		63.3	61.1
23/12/2023	9:28	63.1		64.1	61.9
23/12/2023	9:33	61.8		63.5	59.9
23/12/2023	9:38	63.5		64.2	62.6
23/12/2023	9:43	61.4	62.1	62.6	59.9
23/12/2023	9:48	62.0		62.6	61.0
23/12/2023	9:53	61.8		62.7	60.7
23/12/2023	9:58	61.8		63.1	59.9
23/12/2023	10:03	62.0		63.7	60.7
23/12/2023	10:08	62.3		63.3	60.8
23/12/2023	10:13	63.0	62.4	64.0	61.3
23/12/2023	10:18	61.3		62.0	60.2
23/12/2023	10:23	61.8		63.2	60.3
23/12/2023	10:28	63.5		64.9	62.5
23/12/2023	10:33	61.5		63.3	60.9
23/12/2023	10:38	61.8		63.6	60.3
23/12/2023	10:43	62.8	62.4	64.0	61.1
23/12/2023	10:48	62.3		63.5	61.4
23/12/2023	10:53	62.5		64.4	61.0
23/12/2023	10:58	63.5		64.8	62.9
23/12/2023	11:03	61.5		63.4	60.3
23/12/2023	11:08	61.7		63.6	60.8
23/12/2023	11:13	63.4	62.3	64.3	61.8
23/12/2023	11:18	62.1		63.2	60.6
23/12/2023	11:23	63.1		64.7	61.7
23/12/2023	11:28	61.3		62.5	60.3
23/12/2023	11:33	61.5		63.4	60.3
23/12/2023	11:38	62.6		63.7	60.7
23/12/2023	11:43	60.7	62.0	62.1	59.0
23/12/2023	11:48	61.5		63.0	59.7
23/12/2023	11:53	62.8		63.8	61.4
23/12/2023	11:58	62.4		63.3	60.7
23/12/2023	12:03	61.3		61.9	60.6
23/12/2023	12:08	63.2		63.9	61.5
23/12/2023	12:13	62.5	62.1	64.3	61.2
23/12/2023	12:18	62.9		64.1	62.3
23/12/2023	12:23	61.4		62.8	60.3
23/12/2023	12:28	60.9		61.7	60.1
23/12/2023	12:33	62.0		63.6	61.3
23/12/2023	12:38	61.7		62.9	60.4
23/12/2023	12:43	61.0	61.7	61.9	60.0
23/12/2023	12:48	60.8		61.4	59.0
23/12/2023	12:53	62.8		63.7	61.1
23/12/2023	12:58	61.6		62.3	59.9
23/12/2023	13:03	62.1		63.6	60.6
23/12/2023	13:08	60.9		61.6	59.1
23/12/2023	13:13	60.9	61.9	62.6	60.0
23/12/2023	13:18	61.7		62.5	60.4
23/12/2023	13:23	62.0		62.6	60.9
23/12/2023	13:28	63.3		64.2	62.6
23/12/2023	13:33	62.9		63.6	62.2
23/12/2023	13:38	62.1		62.7	61.0
23/12/2023	13:43	62.5	62.0	64.1	61.2
23/12/2023	13:48	60.7		61.3	59.2
23/12/2023	13:53	61.0		61.7	60.2
23/12/2023	13:58	62.5		64.3	61.2
23/12/2023	14:03	62.1		63.2	60.2
23/12/2023	14:08	62.3		63.8	60.6
23/12/2023	14:13	61.1	61.9	62.5	59.3
23/12/2023	14:18	62.0		62.8	61.1
23/12/2023	14:23	60.9		61.5	59.9
23/12/2023	14:28	62.7		64.5	61.8
23/12/2023	14:33	61.7		63.2	60.6
23/12/2023	14:38	61.2		62.9	60.5
23/12/2023	14:43	61.0	61.8	62.2	59.8
23/12/2023	14:48	62.3		63.0	61.0
23/12/2023	14:53	62.5		64.1	61.5
23/12/2023	14:58	62.1		63.2	60.9
23/12/2023	15:03	62.4		63.3	61.3
23/12/2023	15:08	62.7		64.1	61.9
23/12/2023	15:13	61.3	62.2	63.2	60.6
23/12/2023	15:18	62.7		64.5	61.0
23/12/2023	15:23	62.6		63.7	60.7
23/12/2023	15:28	61.1		62.2	60.5
23/12/2023	15:33	62.9		64.5	61.2
23/12/2023	15:38	64.0		65.3	62.9
23/12/2023	15:43	63.5	64.3	64.7	62.3
23/12/2023	15:48	63.7		64.7	62.9
23/12/2023	15:53	66.5		67.7	64.6
23/12/2023	15:58	63.9		65.7	62.6
23/12/2023	16:03	66.5		68.1	64.8
23/12/2023	16:08	64.7		66.1	64.0
23/12/2023	16:13	64.8	65.1	66.0	63.4
23/12/2023	16:18	64.8		66.2	63.1
23/12/2023	16:23	63.1		64.0	62.5
23/12/2023	16:28	66.0		67.5	65.3
23/12/2023	16:33	65.4		67.1	63.9
23/12/2023	16:38	63.9		65.7	63.2
23/12/2023	16:43	63.5	64.2	65.2	61.8
23/12/2023	16:48	64.7		65.7	62.9
23/12/2023	16:53	62.8		64.3	61.3
23/12/2023	16:58	64.5		65.1	62.7
23/12/2023	17:03	66.2		68.1	64.4
23/12/2023	17:08	66.9		68.0	65.4
23/12/2023	17:13	66.1	65.9	66.8	65.1
23/12/2023	17:18	65.0		66.9	63.7
23/12/2023	17:23	66.0		66.6	64.7
23/12/2023	17:28	64.9		66.4	64.0
23/12/2023	17:33	65.5		66.2	64.4
23/12/2023	17:38	65.1		65.7	63.5
23/12/2023	17:43	64.9	64.9	66.5	63.2
23/12/2023	17:48	64.5		65.2	63.5
23/12/2023	17:53	64.9		66.3	63.0
23/12/2023	17:58	64.4		66.1	63.1
23/12/2023	18:03	64.8		65.6	63.0
23/12/2023	18:08	62.7		63.6	61.4
23/12/2023	18:13	66.8	65.6	68.5	65.8
23/12/2023	18:18	66.9		67.7	65.6
23/12/2023	18:23	66.1		67.8	65.3
23/12/2023	18:28	64.8		66.1	64.1
23/12/2023	18:33	66.7		68.1	65.0
23/12/2023	18:38	65.1		66.4	63.8
23/12/2023	18:43	64.1	65.6	65.7	62.8
23/12/2023	18:48	64.4		65.8	63.1
23/12/2023	18:53	66.2		68.1	65.3
23/12/2023	18:58	66.3		67.0	65.2
		Mean	62.9		
		Maximum	65.9		
		Minimum	61.6		

Date	Start Time	Leq (5mins)	Leq (30mins)	L10 (5mins)	L90 (5mins)
24/12/2023	7:03	60.6		61.5	59.8
24/12/2023	7:08	61.7		62.5	59.9
24/12/2023	7:13	60.3	60.9	61.0	58.8
24/12/2023	7:18	59.6		61.3	57.7
24/12/2023	7:23	62.5		63.5	60.7
24/12/2023	7:28	59.6		61.4	57.7
24/12/2023	7:33	61.2		62.2	60.3
24/12/2023	7:38	61.5		63.2	60.2
24/12/2023	7:43	60.2	61.5	61.9	58.4
24/12/2023	7:48	61.6		63.3	59.9
24/12/2023	7:53	63.2		63.8	61.5
24/12/2023	7:58	60.8		62.5	60.1
24/12/2023	8:03	61.5		63.4	59.9
24/12/2023	8:08	62.2		63.1	60.6
24/12/2023	8:13	60.2	61.7	61.9	58.7
24/12/2023	8:18	63.6		64.8	63.0
24/12/2023	8:23	60.6		61.3	59.3
24/12/2023	8:28	61.4		62.7	60.0
24/12/2023	8:33	61.5		62.5	60.6
24/12/2023	8:38	61.7		63.2	60.3
24/12/2023	8:43	60.4	61.5	62.3	58.6
24/12/2023	8:48	60.2		61.1	58.9
24/12/2023	8:53	63.0		63.6	61.8
24/12/2023	8:58	61.5		63.1	60.2
24/12/2023	9:03	60.3		61.9	59.2
24/12/2023	9:08	62.3		63.9	60.8
24/12/2023	9:13	63.0	61.8	64.8	61.7
24/12/2023	9:18	61.7		63.2	60.1
24/12/2023	9:23	60.2		61.6	58.8
24/12/2023	9:28	62.7		63.5	61.3
24/12/2023	9:33	63.2		63.9	61.9
24/12/2023	9:38	62.1		63.3	60.7
24/12/2023	9:43	61.9	62.3	62.6	60.1
24/12/2023	9:48	62.3		63.7	61.6
24/12/2023	9:53	61.2		61.9	59.8
24/12/2023	9:58	62.8		64.5	62.1
24/12/2023	10:03	61.7		63.1	59.9
24/12/2023	10:08	61.9		63.0	60.4
24/12/2023	10:13	60.4	61.9	61.5	59.4
24/12/2023	10:18	61.6		62.5	61.0
24/12/2023	10:23	62.4		63.1	61.0
24/12/2023	10:28	63.0		64.5	62.3
24/12/2023	10:33	61.1		61.9	60.0
24/12/2023	10:38	60.4		61.9	59.6
24/12/2023	10:43	63.0	62.2	63.7	61.9
24/12/2023	10:48	63.6		64.6	62.4
24/12/2023	10:53	61.8		63.2	60.7
24/12/2023	10:58	62.5		64.3	61.3
24/12/2023	11:03	60.5		61.7	59.0
24/12/2023	11:08	60.8		61.5	60.1
24/12/2023	11:13	63.4	61.9	65.1	62.2
24/12/2023	11:18	61.6		62.9	60.7
24/12/2023	11:23	62.2		63.3	60.4
24/12/2023	11:28	62.4		63.8	60.7
24/12/2023	11:33	61.7		63.5	60.7
24/12/2023	11:38	62.2		63.9	60.7
24/12/2023	11:43	61.6	61.8	62.3	60.5
24/12/2023	11:48	61.5		62.8	60.4
24/12/2023	11:53	62.6		63.7	61.0
24/12/2023	11:58	60.9		62.4	59.9
24/12/2023	12:03	61.1		62.2	60.2
24/12/2023	12:08	62.8		64.3	61.3
24/12/2023	12:13	62.9	62.3	64.3	61.1
24/12/2023	12:18	62.8		63.7	61.2
24/12/2023	12:23	62.5		64.1	61.7
24/12/2023	12:28	61.1		62.3	60.2
24/12/2023	12:33	62.1		63.6	61.1
24/12/2023	12:38	60.7		61.4	59.8
24/12/2023	12:43	62.2	61.7	63.8	61.3
24/12/2023	12:48	60.9		62.3	59.1
24/12/2023	12:53	60.9		62.0	60.0
24/12/2023	12:58	63.0		64.7	62.1
24/12/2023	13:03	62.7		64.0	60.8
24/12/2023	13:08	62.0		63.0	61.1
24/12/2023	13:13	62.6	62.6	64.3	61.2
24/12/2023	13:18	63.4		65.2	62.7
24/12/2023	13:23	62.7		64.6	61.0
24/12/2023	13:28	61.9		63.3	60.4
24/12/2023	13:33	63.2		64.4	61.4
24/12/2023	13:38	63.1		63.8	62.4
24/12/2023	13:43	63.4	62.4	64.3	62.5
24/12/2023	13:48	61.7		62.9	60.0
24/12/2023	13:53	61.1		62.2	60.2
24/12/2023	13:58	61.6		62.5	60.6
24/12/2023	14:03	60.7		61.5	59.2
24/12/2023	14:08	61.3		62.8	60.0
24/12/2023	14:13	62.6	61.6	64.2	61.9
24/12/2023	14:18	60.8		61.6	59.7
24/12/2023	14:23	61.6		63.4	59.7
24/12/2023	14:28	62.3		64.1	60.4
24/12/2023	14:33	62.3		64.2	60.4
24/12/2023	14:38	62.7		64.2	61.4
24/12/2023	14:43	61.7	62.2	63.1	59.8
24/12/2023	14:48	62.5		64.0	61.4
24/12/2023	14:53	62.0		63.4	60.7
24/12/2023	14:58	61.6		62.4	60.3
24/12/2023	15:03	62.5		64.3	61.1
24/12/2023	15:08	61.5		63.0	59.9
24/12/2023	15:13	60.8	61.6	62.0	59.5
24/12/2023	15:18	61.2		62.5	60.5
24/12/2023	15:23	62.0		63.4	60.2
24/12/2023	15:28	61.5		62.2	59.6
24/12/2023	15:33	61.4		62.4	60.0
24/12/2023	15:38	66.8		68.0	65.1
24/12/2023	15:43	65.6	65.2	66.3	64.4
24/12/2023	15:48	66.6		67.3	65.5
24/12/2023	15:53	63.7		64.4	61.8
24/12/2023	15:58	64.7		66.1	63.8
24/12/2023	16:03	63.4		64.7	62.3
24/12/2023	16:08	65.7		66.9	64.8
24/12/2023	16:13	64.6	64.6	66.4	62.7
24/12/2023	16:18	63.7		64.7	62.6
24/12/2023	16:23	65.7		66.7	64.0
24/12/2023	16:28	64.2		64.8	62.8
24/12/2023	16:33	64.5		65.1	63.5
24/12/2023	16:38	62.9		64.4	61.1
24/12/2023	16:43	64.0	64.0	65.5	62.9
24/12/2023	16:48	64.2		65.8	62.4
24/12/2023	16:53	64.7		66.4	64.1
24/12/2023	16:58	63.6		64.4	62.1
24/12/2023	17:03	65.6		66.3	64.2
24/12/2023	17:08	63.7		64.6	63.0
24/12/2023	17:13	65.9	64.7	67.5	64.0
24/12/2023	17:18	63.1		63.7	61.8
24/12/2023	17:23	65.9		67.6	65.2
24/12/2023	17:28	63.2		64.0	61.8
24/12/2023	17:33	64.1		65.3	62.2
24/12/2023	17:38	66.1		67.8	64.9
24/12/2023	17:43	63.6	64.8	65.1	62.7
24/12/2023	17:48	64.1		65.9	62.2
24/12/2023	17:53	66.0		67.4	64.3
24/12/2023	17:58	64.0		64.8	63.0
24/12/2023	18:03	65.2		66.8	64.4
24/12/2023	18:08	66.4		68.3	65.3
24/12/2023	18:13	64.9	65.0	66.5	64.1
24/12/2023	18:18	65.1		65.7	63.4
24/12/2023	18:23	63.6		64.6	61.8
24/12/2023	18:28	64.5		65.1	63.7
24/12/2023	18:33	65.6		66.8	64.8
24/12/2023	18:38	63.6		65.0	62.2
24/12/2023	18:43	64.6	65.0	66.5	63.5
24/12/2023	18:48	65.4		67.2	64.4
24/12/2023	18:53	65.4		66.5	64.4
24/12/2023	18:58	65.1		66.9	63.9
		Mean	62.7		
		Maximum	65.2		
		Minimum	60.9		

Date	Start Time	Leq (5mins)	Leq (30mins)	L10 (5mins)	L90 (5mins)
25/12/2023	7:03	59.4		60.6	58.0
25/12/2023	7:08	58.6		60.0	57.6
25/12/2023	7:13	62.5	61.5	64.1	61.9
25/12/2023	7:18	61.1		62.8	59.4
25/12/2023	7:23	62.9		63.6	62.3
25/12/2023	7:28	62.5		63.4	61.4
25/12/2023	7:33	62.1		63.9	60.8
25/12/2023	7:38	63.0		63.6	62.1
25/12/2023	7:43	62.6	61.9	64.4	61.1
25/12/2023	7:48	63.3		64.6	61.8
25/12/2023	7:53	59.7		60.3	58.6
25/12/2023	7:58	59.4		60.6	57.7
25/12/2023	8:03	60.4		61.8	59.2
25/12/2023	8:08	62.3		63.9	61.5
25/12/2023	8:13	61.5	62.0	63.1	60.8
25/12/2023	8:18	63.1		64.3	61.7
25/12/2023	8:23	63.4		64.6	61.7
25/12/2023	8:28	60.2		61.7	59.2
25/12/2023	8:33	62.9		64.1	61.9
25/12/2023	8:38	61.0		61.9	59.1
25/12/2023	8:43	63.4	62.4	65.1	61.8
25/12/2023	8:48	63.2		65.1	62.0
25/12/2023	8:53	60.4		61.2	59.0
25/12/2023	8:58	62.6		64.3	60.8
25/12/2023	9:03	62.7		63.5	61.8
25/12/2023	9:08	62.5		63.3	61.5
25/12/2023	9:13	62.1	62.3	63.3	60.7
25/12/2023	9:18	63.0		64.3	62.2
25/12/2023	9:23	62.0		62.6	60.8
25/12/2023	9:28	61.2		62.8	59.5
25/12/2023	9:33	63.4		64.6	61.8
25/12/2023	9:38	62.4		63.9	60.9
25/12/2023	9:43	62.7	62.4	63.3	61.3
25/12/2023	9:48	61.5		63.0	60.6
25/12/2023	9:53	62.5		64.2	61.3
25/12/2023	9:58	61.8		62.9	60.5
25/12/2023	10:03	63.6		64.4	62.3
25/12/2023	10:08	61.4		62.9	59.7
25/12/2023	10:13	63.0	62.3	64.4	61.4
25/12/2023	10:18	62.9		64.1	61.9
25/12/2023	10:23	60.8		61.6	58.9
25/12/2023	10:28	61.2		61.9	59.9
25/12/2023	10:33	62.3		63.4	60.8
25/12/2023	10:38	62.6		63.6	61.2
25/12/2023	10:43	63.5	62.4	65.3	62.8
25/12/2023	10:48	60.4		61.2	59.0
25/12/2023	10:53	61.7		62.9	60.4
25/12/2023	10:58	63.0		64.2	61.4
25/12/2023	11:03	61.0		61.7	59.6
25/12/2023	11:08	62.4		64.1	60.5
25/12/2023	11:13	61.6	61.5	63.3	59.7
25/12/2023	11:18	60.8		62.2	59.0
25/12/2023	11:23	61.7		63.1	60.2
25/12/2023	11:28	61.3		62.9	60.6
25/12/2023	11:33	62.3		64.2	61.7
25/12/2023	11:38	62.7		64.1	60.9
25/12/2023	11:43	62.8	62.2	64.7	62.2
25/12/2023	11:48	62.4		63.1	61.2
25/12/2023	11:53	61.5		63.4	59.6
25/12/2023	11:58	61.1		62.2	59.7
25/12/2023	12:03	63.4		65.1	61.8
25/12/2023	12:08	61.2		62.8	60.0
25/12/2023	12:13	61.0	61.8	62.1	59.9
25/12/2023	12:18	62.4		63.2	61.7
25/12/2023	12:23	61.6		62.4	60.0
25/12/2023	12:28	60.7		61.8	58.9
25/12/2023	12:33	63.4		64.7	61.5
25/12/2023	12:44	63.3		64.2	62.6
25/12/2023	12:49	61.2		63.0	60.2
25/12/2023	12:54	62.1	62.1	63.9	61.4
25/12/2023	12:59	62.4		63.6	61.7
25/12/2023	13:04	61.9		63.8	60.8
25/12/2023	13:09	61.4		62.9	60.8
25/12/2023	13:14	61.2	61.8	62.6	60.4
25/12/2023	13:19	63.2		64.1	62.3
25/12/2023	13:24	61.5		62.2	59.8
25/12/2023	13:29	61.4		63.0	60.1
25/12/2023	13:34	61.0		62.3	60.0
25/12/2023	13:39	61.8		62.7	60.3
25/12/2023	13:44	62.4	62.1	63.5	61.0
25/12/2023	13:49	62.3		63.2	61.0
25/12/2023	13:54	62.2		63.9	60.3
25/12/2023	13:59	62.8		63.5	61.8
25/12/2023	14:04	62.2		63.0	60.3
25/12/2023	14:09	62.6		63.5	61.8
25/12/2023	14:14	61.5	62.0	62.8	59.8
25/12/2023	14:19	62.1		63.2	60.7
25/12/2023	14:24	62.0		63.6	61.4
25/12/2023	14:29	61.2		62.3	59.5
25/12/2023	14:34	61.4		63.2	60.6
25/12/2023	14:39	61.3		62.5	60.3
25/12/2023	14:44	62.0	61.6	63.2	60.2
25/12/2023	14:49	60.7		62.6	59.3
25/12/2023	14:54	62.7		64.6	61.1
25/12/2023	14:59	61.0		62.7	60.0
25/12/2023	15:04	62.1		62.8	61.5
25/12/2023	15:09	61.2		62.5	59.8
25/12/2023	15:14	61.0	61.7	62.8	60.4
25/12/2023	15:19	61.3		61.9	59.5
25/12/2023	15:24	62.4		63.6	61.7
25/12/2023	15:29	62.2		63.8	61.5
25/12/2023	15:34	61.8		63.7	60.7
25/12/2023	15:39	60.9		62.6	59.9
25/12/2023	15:44	61.9	63.6	63.3	61.3
25/12/2023	15:49	66.3		67.2	64.7
25/12/2023	15:54	64.9		65.8	63.5
25/12/2023	15:59	63.0		64.3	62.0
25/12/2023	16:04	65.5		67.2	64.1
25/12/2023	16:09	65.3		67.0	64.0
25/12/2023	16:14	62.7	64.2	64.1	61.9
25/12/2023	16:19	63.4		64.1	61.7
25/12/2023	16:24	64.0		65.3	62.2
25/12/2023	16:29	63.5		64.2	62.0
25/12/2023	16:34	66.8		67.8	65.7
25/12/2023	16:39	65.5		67.1	64.8
25/12/2023	16:44	66.9	66.0	68.6	65.2
25/12/2023	16:49	65.7		67.3	64.1
25/12/2023	16:54	66.7		67.5	65.6
25/12/2023	16:59	63.9		65.3	62.0
25/12/2023	17:04	64.7		65.6	62.8
25/12/2023	17:09	65.8		66.5	64.0
25/12/2023	17:14	66.6	65.5	67.8	65.4
25/12/2023	17:19	65.9		67.6	64.8
25/12/2023	17:24	66.4		68.2	65.6
25/12/2023	17:29	62.7		63.7	61.0
25/12/2023	17:34	62.7		63.6	61.3
25/12/2023	17:39	65.8		67.2	64.2
25/12/2023	17:44	63.3	64.6	64.1	61.5
25/12/2023	17:49	64.9		66.5	64.1
25/12/2023	17:54	62.8		64.2	62.0
25/12/2023	17:59	66.4		67.2	65.1
25/12/2023	18:04	65.1		66.8	64.5
25/12/2023	18:09	65.3		67.1	63.5
25/12/2023	18:14	63.0	64.4	64.7	62.4
25/12/2023	18:19	64.0		64.6	62.8
25/12/2023	18:24	65.2		65.8	63.8
25/12/2023	18:29	63.5		64.8	61.7
25/12/2023	18:34	66.7		68.0	65.6
25/12/2023	18

Station: HC_M6

Date	Start Time	Leq (5mins)	Leq (30mins)	L10 (5mins)	L90 (5mins)
26/12/2023	7:04	60.5		61.9	59.2
26/12/2023	7:09	58.9		59.6	57.7
26/12/2023	7:14	59.3	60.0	61.0	58.6
26/12/2023	7:19	58.4		59.0	56.9
26/12/2023	7:24	61.9		63.0	60.7
26/12/2023	7:29	60.1		61.1	58.8
26/12/2023	7:34	61.9		63.0	61.2
26/12/2023	7:39	62.8		63.6	61.3
26/12/2023	7:44	61.5	62.0	62.4	60.6
26/12/2023	7:49	62.4		63.8	61.8
26/12/2023	7:54	61.9		63.3	61.1
26/12/2023	7:59	61.6		62.3	60.9
26/12/2023	8:04	59.8		61.2	59.2
26/12/2023	8:09	62.3		63.0	61.6
26/12/2023	8:14	63.3	61.9	64.1	62.4
26/12/2023	8:19	60.8		62.3	59.9
26/12/2023	8:24	62.6		63.8	62.0
26/12/2023	8:29	61.9		63.2	60.6
26/12/2023	8:34	64.1		65.5	62.8
26/12/2023	8:39	62.6		63.7	60.7
26/12/2023	8:44	63.7	62.6	64.6	62.0
26/12/2023	8:49	62.3		63.8	61.2
26/12/2023	8:54	60.9		61.6	59.5
26/12/2023	8:59	60.9		62.7	59.0
26/12/2023	9:04	61.2		62.6	60.3
26/12/2023	9:09	62.7		63.5	62.1
26/12/2023	9:14	62.7	62.5	63.9	61.8
26/12/2023	9:19	63.5		64.8	61.6
26/12/2023	9:24	62.8		64.7	61.2
26/12/2023	9:29	61.8		62.7	60.8
26/12/2023	9:34	62.8		64.3	61.5
26/12/2023	9:39	61.4		62.4	60.1
26/12/2023	9:44	60.4	61.9	61.5	59.0
26/12/2023	9:49	61.6		62.6	59.9
26/12/2023	9:54	63.1		63.8	61.6
26/12/2023	9:59	61.2		62.5	60.0
26/12/2023	10:04	60.4		61.5	59.3
26/12/2023	10:09	62.6		63.6	60.7
26/12/2023	10:14	61.8	62.0	63.4	59.9
26/12/2023	10:19	61.5		62.7	59.6
26/12/2023	10:24	63.4		64.5	62.1
26/12/2023	10:29	61.6		62.6	59.7
26/12/2023	10:34	63.3		64.1	61.7
26/12/2023	10:39	62.6		63.2	61.4
26/12/2023	10:44	63.2	62.5	64.6	62.5
26/12/2023	10:49	60.3		60.9	59.6
26/12/2023	10:54	63.1		64.8	61.6
26/12/2023	10:59	61.8		63.1	60.4
26/12/2023	11:04	62.0		63.2	60.5
26/12/2023	11:09	61.8		62.6	60.6
26/12/2023	11:14	61.6	62.0	62.5	59.8
26/12/2023	11:19	61.7		63.3	59.9
26/12/2023	11:24	62.8		63.8	62.2
26/12/2023	11:29	61.7		63.2	60.3
26/12/2023	11:34	60.9		62.0	59.3
26/12/2023	11:39	63.1		64.7	61.6
26/12/2023	11:44	62.9	62.3	64.7	61.3
26/12/2023	11:49	60.8		62.1	59.5
26/12/2023	11:54	63.4		65.2	62.7
26/12/2023	11:59	62.2		63.6	60.8
26/12/2023	12:04	61.7		63.6	59.8
26/12/2023	12:09	62.9		63.6	62.2
26/12/2023	12:14	61.8	61.9	62.9	60.9
26/12/2023	12:19	61.4		62.1	60.7
26/12/2023	12:24	62.2		63.3	60.8
26/12/2023	12:29	61.1		62.5	59.3
26/12/2023	12:34	60.8		61.7	59.8
26/12/2023	12:39	61.6		63.4	60.3
26/12/2023	12:44	61.0	62.1	62.5	59.1
26/12/2023	12:49	63.3		64.1	62.1
26/12/2023	12:54	61.8		63.1	61.2
26/12/2023	12:59	63.4		64.7	62.6
26/12/2023	13:04	61.8		63.3	60.1
26/12/2023	13:09	62.4		63.1	60.8
26/12/2023	13:14	62.7	62.4	63.8	60.8
26/12/2023	13:19	63.1		64.2	62.0
26/12/2023	13:24	60.8		61.8	59.0
26/12/2023	13:29	63.3		65.1	61.7
26/12/2023	13:34	61.7		63.0	60.6
26/12/2023	13:39	62.7		63.7	61.7
26/12/2023	13:44	61.1	62.5	62.6	60.0
26/12/2023	13:49	63.4		65.3	61.6
26/12/2023	13:54	63.4		64.3	61.5
26/12/2023	13:59	62.0		62.6	61.2
26/12/2023	14:04	61.6		62.2	60.1
26/12/2023	14:09	62.1		62.9	60.7
26/12/2023	14:14	61.0	61.6	62.9	59.4
26/12/2023	14:19	61.1		61.9	60.1
26/12/2023	14:24	61.7		62.4	60.9
26/12/2023	14:29	62.1		63.8	60.3
26/12/2023	14:34	61.9		63.2	60.7
26/12/2023	14:39	62.1		62.9	60.4
26/12/2023	14:44	60.9	61.9	61.8	60.2
26/12/2023	14:49	62.0		62.7	60.6
26/12/2023	14:54	62.4		63.7	61.4
26/12/2023	14:59	61.9		63.8	60.7
26/12/2023	15:04	61.2		62.4	60.1
26/12/2023	15:09	61.5		62.3	60.2
26/12/2023	15:14	62.1	62.0	63.5	60.4
26/12/2023	15:19	62.3		63.6	61.2
26/12/2023	15:24	62.1		63.5	60.7
26/12/2023	15:29	62.6		64.5	61.6
26/12/2023	15:34	62.7		63.6	62.0
26/12/2023	15:39	62.5		63.6	61.8
26/12/2023	15:44	62.6	63.4	63.6	61.4
26/12/2023	15:49	62.7		63.4	61.3
26/12/2023	15:54	65.0		66.4	63.6
26/12/2023	15:59	64.3		65.6	62.9
26/12/2023	16:04	63.4		65.3	62.2
26/12/2023	16:09	63.5		64.4	62.6
26/12/2023	16:14	65.5	64.8	66.1	64.9
26/12/2023	16:19	63.8		65.3	63.1
26/12/2023	16:24	65.3		66.0	63.9
26/12/2023	16:29	66.5		67.5	64.6
26/12/2023	16:34	64.8		65.7	63.1
26/12/2023	16:39	64.6		65.6	63.5
26/12/2023	16:44	63.3	65.0	64.1	62.5
26/12/2023	16:49	65.1		66.3	63.9
26/12/2023	16:54	65.2		66.8	64.4
26/12/2023	16:59	66.5		67.1	65.3
26/12/2023	17:04	65.3		66.4	63.5
26/12/2023	17:09	66.4		67.0	65.6
26/12/2023	17:14	66.2	65.6	67.6	65.6
26/12/2023	17:19	63.0		64.1	61.9
26/12/2023	17:24	66.8		68.0	65.2
26/12/2023	17:29	64.8		65.9	63.4
26/12/2023	17:34	64.8		66.1	63.6
26/12/2023	17:39	66.7		68.2	65.4
26/12/2023	17:44	63.5	64.6	64.5	62.5
26/12/2023	17:49	63.4		64.5	62.7
26/12/2023	17:54	65.3		66.2	64.6
26/12/2023	17:59	62.7		64.4	60.9
26/12/2023	18:04	63.8		64.9	62.5
26/12/2023	18:09	62.8		63.6	61.7
26/12/2023	18:14	65.9	64.8	67.5	64.3
26/12/2023	18:19	65.7		66.4	64.6
26/12/2023	18:24	64.7		65.5	63.9
26/12/2023	18:29	64.9		65.6	64.2
26/12/2023	18:34	66.7		67.9	65.7
26/12/2023	18:39	64.3		66.0	62.9
26/12/2023	18:44	65.0	65.9	66.6	63.1
26/12/2023	18:49	66.8		67.4	65.8
26/12/2023	18:54	64.9		65.6	63.8
26/12/2023	18:59	66.7		68.3	66.0
		Mean	62.8		
		Maximum	65.9		
		Minimum	60.0		

Date	Start Time	Leq (5mins)	Leq (30mins)	L10 (5mins)	L90 (5mins)
27/12/2023	7:04	61.2		62.9	59.3
27/12/2023	7:09	60.2		61.2	59.5
27/12/2023	7:14	59.4	60.2	60.7	58.1
27/12/2023	7:19	59.4		60.6	57.9
27/12/2023	7:24	59.7		61.0	58.6
27/12/2023	7:29	61.1		62.4	59.9
27/12/2023	7:34	63.3		64.8	62.3
27/12/2023	7:39	60.0		61.9	59.1
27/12/2023	7:44	63.2	62.0	64.7	61.5
27/12/2023	7:49	59.6		60.3	58.8
27/12/2023	7:54	60.9		62.3	59.2
27/12/2023	7:59	63.3		63.9	62.0
27/12/2023	8:04	59.4		60.1	57.5
27/12/2023	8:09	61.9		62.9	60.5
27/12/2023	8:14	60.0	60.9	61.7	58.6
27/12/2023	8:19	61.4		62.1	59.5
27/12/2023	8:24	60.5		62.3	59.1
27/12/2023	8:29	61.5		62.4	59.9
27/12/2023	8:34	59.9		60.6	59.0
27/12/2023	8:39	62.9		64.7	61.4
27/12/2023	8:44	61.0	62.1	61.8	60.2
27/12/2023	8:49	63.1		63.9	61.6
27/12/2023	8:54	63.2		63.9	62.1
27/12/2023	8:59	61.2		61.8	59.4
27/12/2023	9:04	63.0		63.8	61.8
27/12/2023	9:09	63.4		64.4	61.9
27/12/2023	9:14	60.2	61.8	61.3	58.9
27/12/2023	9:19	61.8		63.6	61.1
27/12/2023	9:24	61.1		62.5	59.6
27/12/2023	9:29	60.6		61.2	58.8
27/12/2023	9:34	60.6		62.1	59.3
27/12/2023	9:39	60.4		62.1	59.2
27/12/2023	9:44	62.0	61.4	63.3	61.3
27/12/2023	9:49	60.4		62.3	59.7
27/12/2023	9:54	61.3		62.9	59.9
27/12/2023	9:59	63.1		64.2	62.2
27/12/2023	10:04	62.9		63.5	61.1
27/12/2023	10:09	63.0		64.6	62.4
27/12/2023	10:14	60.3	62.5	62.1	59.2
27/12/2023	10:19	60.4		61.4	59.0
27/12/2023	10:24	63.4		65.3	62.4
27/12/2023	10:29	63.7		64.4	63.1
27/12/2023	10:34	62.7		64.4	61.8
27/12/2023	10:39	60.9		62.3	59.0
27/12/2023	10:44	63.4	62.6	65.2	61.9
27/12/2023	10:49	63.6		65.5	63.0
27/12/2023	10:54	63.1		64.6	61.7
27/12/2023	10:59	61.4		63.0	60.5
27/12/2023	11:04	61.2		62.0	60.4
27/12/2023	11:09	63.6		65.5	62.3
27/12/2023	11:14	60.5	62.5	62.1	59.5
27/12/2023	11:19	63.4		64.4	62.5
27/12/2023	11:24	63.1		64.1	62.2
27/12/2023	11:29	62.3		63.8	61.6
27/12/2023	11:34	61.6		62.6	60.0
27/12/2023	11:39	60.9		61.5	59.2
27/12/2023	11:44	61.1	61.5	61.7	60.2
27/12/2023	11:49	61.4		62.9	60.1
27/12/2023	11:54	62.4		63.6	61.2
27/12/2023	11:59	61.3		63.1	60.3
27/12/2023	12:04	61.8		62.5	61.0
27/12/2023	12:09	60.8		62.6	59.0
27/12/2023	12:14	61.5	61.5	62.7	59.8
27/12/2023	12:19	61.4		62.7	59.7
27/12/2023	12:24	61.5		62.5	59.9
27/12/2023	12:29	62.1		63.4	60.4
27/12/2023	12:34	62.0		63.3	60.6
27/12/2023	12:39	63.4		64.5	62.7
27/12/2023	12:44	61.1	62.1	63.0	60.0
27/12/2023	12:49	61.4		63.2	59.6
27/12/2023	12:54	61.5		62.5	60.8
27/12/2023	12:59	62.8		64.1	62.0
27/12/2023	13:04	61.0		62.2	60.3
27/12/2023	13:09	61.9		62.8	60.4
27/12/2023	13:14	61.5	62.1	62.8	60.7
27/12/2023	13:19	63.1		64.4	61.2
27/12/2023	13:24	61.3		62.3	60.6
27/12/2023	13:29	63.4		65.3	62.2
27/12/2023	13:34	61.2		63.1	59.4
27/12/2023	13:39	62.2		63.1	61.6
27/12/2023	13:44	61.3	62.1	62.3	59.7
27/12/2023	13:49	63.1		64.0	61.5
27/12/2023	13:54	63.1		64.9	61.4
27/12/2023	13:59	61.0		61.7	59.9
27/12/2023	14:04	62.8		63.6	60.9
27/12/2023	14:09	62.4		63.3	61.5
27/12/2023	14:14	62.5	62.3	63.3	60.7
27/12/2023	14:19	62.4		63.4	60.5
27/12/2023	14:24	61.5		63.0	59.9
27/12/2023	14:29	62.2		63.2	60.3
27/12/2023	14:34	62.0		63.6	60.6
27/12/2023	14:39	61.7		63.1	60.2
27/12/2023	14:44	62.2	61.7	62.8	61.2
27/12/2023	14:49	61.8		63.7	60.3
27/12/2023	14:54	61.0		61.9	60.1
27/12/2023	14:59	61.3		62.1	59.6
27/12/2023	15:04	60.9		62.7	59.2
27/12/2023	15:09	61.6		62.3	60.9
27/12/2023	15:14	60.7	61.2	61.9	58.9
27/12/2023	15:19	61.8		63.4	60.3
27/12/2023	15:24	61.3		62.2	59.6
27/12/2023	15:29	60.8		61.6	59.1
27/12/2023	15:34	61.3		63.1	60.7
27/12/2023	15:39	62.3		63.2	61.6
27/12/2023	15:44	61.5	62.2	63.3	59.7
27/12/2023	15:49	62.0		63.5	60.9
27/12/2023	15:54	61.7		62.7	60.2
27/12/2023	15:59	63.7		64.5	61.9
27/12/2023	16:04	63.8		65.5	62.0
27/12/2023	16:09	64.6		66.1	63.6
27/12/2023	16:14	66.1	64.9	66.9	65.0
27/12/2023	16:19	65.9		66.7	65.1
27/12/2023	16:24	64.0		65.4	63.4
27/12/2023	16:29	64.4		65.7	63.4
27/12/2023	16:34	65.7		66.6	64.1
27/12/2023	16:39	64.8		65.5	63.0
27/12/2023	16:51	64.6		66.5	63.3
28/12/2023	16:56	62.9		64.8	62.3
29/12/2023	17:01	65.7		67.2	65.0
27/12/2023	17:06	65.3		66.8	63.5
27/12/2023	17:11	64.7		66.4	62.9
27/12/2023	17:16	63.3	65.4	64.8	61.5
27/12/2023	17:21	64.4		65.7	63.5
27/12/2023	17:26	66.8		67.5	65.1
27/12/2023	17:31	66.6		68.0	65.5
27/12/2023	17:36	64.5		65.4	63.5
27/12/2023	17:41	63.2		64.4	61.7
27/12/2023	17:46	66.2	65.4	67.9	65.6
27/12/2023	17:51	65.8		67.3	64.5
27/12/2023	17:56	66.8		67.9	65.2
27/12/2023	18:01	64.8		66.7	63.7
27/12/2023	18:06	64.4		65.5	63.2
27/12/2023	18:11	65.8		67.3	64.0
27/12/2023	18:16	63.7	64.8	64.4	62.1
27/12/2023	18:21	66.0		67.2	65.0
27/12/2023	18:26	63.0		64.8	61.3
27/12/2023	18:31	65.1		66.6	64.3
27/12/2023	18:36	64.5		65.4	63.9
27/12/2023	18:41	66.0		67.0	65.0
27/12/2023	18:46	66.8		68.3	65.0
27/12/2023	18:51	63.5		64.1	61.8
27/12/2023	18:56	63.2		65.0	61.8
		Mean	62.4		
		Maximum	65.4		
		Minimum	60.2		

Date	Start Time	Leq (5mins)	Leq (30mins)	L10 (5mins)	L90 (5mins)
28/12/2023	7:01	58.6		60.4	57.0
28/12/2023	7:06	59.2		60.6	57.4
28/12/2023	7:11	59.8	59.9	60.4	59.2
28/12/2023	7:16	60.7		62.5	59.3
28/12/2023	7:21	59.3		61.1	58.3
28/12/2023	7:26	61.2		63.1	59.6
28/12/2023	7:31	60.6		61.3	58.9
28/12/2023	7:36	60.5		61.7	59.7
28/12/2023	7:41	62.2	61.8	63.8	60.4
28/12/2023	7:46	63.3		64.5	61.7
28/12/2023	7:51	59.9		61.0	58.6
28/12/2023	7:56	62.9		64.5	61.0
28/12/2023	8:01	62.0		63.9	60.5
28/12/2023	8:06	61.4		62.7	59.6
28/12/2023	8:11	62.3	61.3	63.9	61.4
28/12/2023	8:16	60.4		61.1	58.6
28/12/2023	8:21	61.7		62.8	60.3
28/12/2023	8:26	59.5		60.7	57.9
28/12/2023	8:31	63.0		63.7	61.8
28/12/2023	8:36	59.8		61.4	58.7
28/12/2023	8:41	59.8	62.1	60.8	59.1
28/12/2023	8:46	62.3		64.2	60.6
28/12/2023	8:51	63.0		64.2	61.7
28/12/2023	8:56	63.1		65.0	62.2
28/12/2023	9:01	60.9		61.8	59.3
28/12/2023	9:06	61.1		62.9	59.8
28/12/2023	9:11	60.8	61.2	62.5	59.2
28/12/2023	9:16	61.9		63.8	60.5
28/12/2023	9:21	60.2		62.1	58.7
28/12/2023	9:26	61.8		63.2	60.6
28/12/2023	9:31	62.2		63.7	60.5
28/12/2023	9:36	60.2		61.0	59.1
28/12/2023	9:41	63.3	61.6	65.0	62.3
28/12/2023	9:46	60.7		62.4	60.0
28/12/2023	9:51	61.1		62.3	59.8
28/12/2023	9:56	61.6		62.9	60.5
28/12/2023	10:01	61.9		63.2	61.3
28/12/2023	10:06	60.4		61.1	58.8
28/12/2023	10:11	63.4	62.4	65.3	62.6
28/12/2023	10:16	61.2		63.1	60.2
28/12/2023	10:21	63.7		65.3	62.1
28/12/2023	10:26	62.7		64.6	62.1
28/12/2023	10:31	61.3		63.0	60.3
28/12/2023	10:36	61.7		63.0	60.5
28/12/2023	10:41	60.6	61.4	61.8	59.7
28/12/2023	10:46	60.7		61.3	60.0
28/12/2023	10:51	63.1		64.8	61.5
28/12/2023	10:56	60.3		61.4	58.9
28/12/2023	11:01	62.9		63.7	61.9
28/12/2023	11:06	61.4		63.2	59.8
28/12/2023	11:11	63.1	62.1	64.1	62.4
28/12/2023	11:16	61.3		62.6	60.7
28/12/2023	11:21	60.6		61.2	59.7
28/12/2023	11:26	62.6		64.0	61.9
28/12/2023	11:31	62.4		63.0	61.4
28/12/2023	11:36	61.5		62.3	60.6
28/12/2023	11:41	61.7	62.5	62.8	59.9
28/12/2023	11:46	63.3		64.4	62.5
28/12/2023	11:51	62.8		64.1	62.0
28/12/2023	11:56	63.0		63.6	62.0
28/12/2023	12:01	60.9		61.7	60.0
28/12/2023	12:06	62.7		63.8	61.8
28/12/2023	12:11	60.8	61.7	61.9	59.3
28/12/2023	12:16	62.2		63.8	60.8
28/12/2023	12:21	62.0		63.0	61.4
28/12/2023	12:26	61.2		62.0	60.0
28/12/2023	12:31	63.3		64.9	62.2
28/12/2023	12:36	61.7		62.5	60.7
28/12/2023	12:41	62.0	62.2	62.6	61.3
28/12/2023	12:46	61.4		63.0	60.0
28/12/2023	12:51	62.3		63.1	61.0
28/12/2023	12:56	62.1		63.9	60.3
28/12/2023	13:01	61.4		62.6	60.4
28/12/2023	13:06	63.0		64.5	62.1
28/12/2023	13:11	62.6	62.2	63.3	61.6
28/12/2023	13:16	61.2		62.1	59.7
28/12/2023	13:21	62.5		63.7	61.4
28/12/2023	13:26	62.3		63.6	61.7
28/12/2023	13:31	61.9		62.7	60.0
28/12/2023	13:36	62.5		63.5	60.8
28/12/2023	13:41	62.8	62.0	63.4	61.4
28/12/2023	13:46	61.5		62.2	60.6
28/12/2023	13:51	60.9		61.8	59.3
28/12/2023	13:56	62.1		63.0	61.5
28/12/2023	14:01	62.9		64.1	62.2
28/12/2023	14:06	61.3		63.2	60.7
28/12/2023	14:11	61.7	61.8	62.6	61.1
28/12/2023	14:16	61.8		62.9	61.0
28/12/2023	14:21	61.6		63.2	60.5
28/12/2023	14:26	61.0		62.0	59.1
28/12/2023	14:31	62.5		63.9	60.9
28/12/2023	14:36	61.5		62.3	59.8
28/12/2023	14:41	61.4	62.1	62.1	59.9
28/12/2023	14:46	62.4		64.3	60.8
28/12/2023	14:51	62.3		63.0	61.7
28/12/2023	14:56	62.2		63.8	60.3
28/12/2023	15:01	62.2		63.9	60.4
28/12/2023	15:06	61.9		62.7	60.6
28/12/2023	15:11	62.3	62.0	63.9	60.9
28/12/2023	15:16	62.0		63.6	61.2
28/12/2023	15:21	61.9		63.1	61.2
28/12/2023	15:26	61.8		62.6	61.2
28/12/2023	15:31	60.8		61.4	60.0
28/12/2023	15:36	61.4		63.2	60.8
28/12/2023	15:41	62.6	61.7	63.4	61.3
28/12/2023	15:46	61.1		62.8	59.6
28/12/2023	15:51	62.7		63.4	61.7
28/12/2023	15:56	61.3		62.1	59.4
28/12/2023	16:01	62.6		63.7	62.0
28/12/2023	16:06	60.9		62.5	59.8
28/12/2023	16:11	63.1	63.9	64.7	62.1
28/12/2023	16:16	62.8		64.6	61.8
28/12/2023	16:21	66.6		67.6	65.3
28/12/2023	16:26	64.8		66.6	64.0
28/12/2023	16:31	66.9		68.1	66.1
28/12/2023	16:36	63.2		64.7	61.3
28/12/2023	16:41	63.2	65.2	64.5	62.1
28/12/2023	16:46	64.1		65.4	62.3
28/12/2023	16:51	66.1		67.1	65.4
28/12/2023	16:56	66.1		67.1	64.9
28/12/2023	17:01	63.6		65.5	62.8
28/12/2023	17:06	64.0		65.2	62.9
28/12/2023	17:11	63.9	64.1	64.6	62.1
28/12/2023	17:16	64.3		65.0	63.6
28/12/2023	17:21	64.0		64.7	62.9
28/12/2023	17:26	64.5		65.1	63.0
28/12/2023	17:31	64.6		66.3	63.8
28/12/2023	17:36	65.3		65.9	63.7
28/12/2023	17:41	66.2	65.3	67.7	64.7
28/12/2023	17:46	65.1		66.7	64.1
28/12/2023	17:51	64.7		65.8	64.0
28/12/2023	17:56	65.7		66.3	64.3
28/12/2023	18:01	66.3		68.2	65.5
28/12/2023	18:06	62.8		64.2	61.9
28/12/2023	18:11	63.8	65.1	64.7	62.2
28/12/2023	18:16	66.0		67.9	64.1
28/12/2023	18:21	66.2		67.0	64.4
28/12/2023	18:26	64.1		65.7	63.0
28/12/2023	18:31	62.9		63.5	61.5
28/12/2023	18:36	66.3		67.4	64.5
28/12/2023	18:41	65.1

Station: HC_M6

Date	Start Time	Leq (5mins)	Leq (30mins)	L10 (5mins)	L90 (5mins)
29/12/2023	7:01	59.5		60.6	58.0
29/12/2023	7:06	59.7		61.4	58.5
29/12/2023	7:11	59.8	60.0	61.5	58.3
29/12/2023	7:16	59.6		61.2	57.9
29/12/2023	7:21	61.1		62.9	60.5
29/12/2023	7:26	59.9		60.5	58.4
29/12/2023	7:31	59.8		60.7	58.9
29/12/2023	7:36	61.2		62.3	59.7
29/12/2023	7:41	60.4	60.9	61.8	58.5
29/12/2023	7:46	63.0		64.9	62.0
29/12/2023	7:51	60.2		61.9	58.8
29/12/2023	7:56	59.7		61.0	57.8
29/12/2023	8:01	61.2		63.1	59.6
29/12/2023	8:06	60.9		62.4	59.8
29/12/2023	8:11	61.6	61.4	63.3	60.6
29/12/2023	8:16	63.0		64.9	62.2
29/12/2023	8:21	60.4		61.7	58.8
29/12/2023	8:26	60.7		62.1	59.9
29/12/2023	8:31	59.6		60.6	59.0
29/12/2023	8:36	60.6		61.6	58.9
29/12/2023	8:41	60.7	61.3	62.0	59.4
29/12/2023	8:46	61.0		62.1	59.3
29/12/2023	8:51	61.1		62.6	59.4
29/12/2023	8:56	63.6		64.2	63.0
29/12/2023	9:01	60.7		62.1	60.1
29/12/2023	9:06	60.9		62.6	60.3
29/12/2023	9:11	60.6	61.1	62.2	60.0
29/12/2023	9:16	61.3		62.3	60.1
29/12/2023	9:21	60.9		62.7	59.5
29/12/2023	9:26	62.1		63.0	61.3
29/12/2023	9:31	62.1		63.7	61.1
29/12/2023	9:36	61.4		62.2	60.8
29/12/2023	9:41	62.9		64.0	61.7
29/12/2023	9:46	62.4		63.3	60.9
29/12/2023	9:58	60.5		62.1	58.7
29/12/2023	10:03	63.5		64.4	62.4
29/12/2023	10:08	63.0		63.8	61.1
29/12/2023	10:13	61.0	62.3	62.4	59.8
29/12/2023	10:18	63.6		65.0	62.5
29/12/2023	10:23	60.3		61.2	58.7
29/12/2023	10:28	61.0		61.7	59.9
29/12/2023	10:33	61.4		63.3	60.2
29/12/2023	10:38	60.8		61.8	60.1
29/12/2023	10:43	62.3	62.1	63.5	60.8
29/12/2023	10:48	62.3		63.9	61.5
29/12/2023	10:53	62.4		64.1	61.5
29/12/2023	10:58	62.8		63.6	61.9
29/12/2023	11:03	61.4		63.1	60.6
29/12/2023	11:08	60.7		61.8	59.7
29/12/2023	11:13	63.1	61.8	64.7	61.6
29/12/2023	11:18	60.6		61.4	59.2
29/12/2023	11:23	62.6		63.5	61.8
29/12/2023	11:28	61.9		63.1	61.0
29/12/2023	11:33	60.9		62.4	59.8
29/12/2023	11:38	62.4		63.5	61.1
29/12/2023	11:43	60.4	61.7	61.0	58.7
29/12/2023	11:48	63.5		65.2	62.3
29/12/2023	11:53	61.3		62.5	59.4
29/12/2023	11:58	60.7		61.6	59.1
29/12/2023	12:03	62.3		63.4	61.3
29/12/2023	12:08	61.6		62.5	60.3
29/12/2023	12:13	63.0	62.4	64.7	61.1
29/12/2023	12:18	62.5		64.1	61.1
29/12/2023	12:23	63.3		65.2	61.7
29/12/2023	12:28	61.5		62.6	60.3
29/12/2023	12:33	62.6		64.2	60.9
29/12/2023	12:38	63.3		64.3	61.4
29/12/2023	12:43	62.4	62.3	64.2	61.7
29/12/2023	12:48	62.2		63.4	60.4
29/12/2023	12:53	62.0		63.5	60.2
29/12/2023	12:58	60.9		61.8	59.8
29/12/2023	13:03	61.4		62.7	59.9
29/12/2023	13:08	62.9		63.8	61.7
29/12/2023	13:13	60.7	61.8	62.1	59.4
29/12/2023	13:18	63.2		64.2	61.4
29/12/2023	13:23	60.9		62.1	59.5
29/12/2023	13:28	61.3		62.9	60.7
29/12/2023	13:33	63.4		65.2	62.1
29/12/2023	13:38	61.3		62.6	60.3
29/12/2023	13:43	61.1	61.8	62.4	60.2
29/12/2023	13:48	62.0		63.5	60.8
29/12/2023	13:53	61.8		62.7	60.0
29/12/2023	13:58	60.9		61.5	60.3
29/12/2023	14:03	60.8		61.9	59.7
29/12/2023	14:08	62.8		63.8	62.1
29/12/2023	14:13	61.8	61.6	62.4	60.8
29/12/2023	14:18	62.0		63.6	61.1
29/12/2023	14:23	60.7		61.5	58.8
29/12/2023	14:28	61.3		62.2	60.6
29/12/2023	14:33	62.7		63.3	61.6
29/12/2023	14:38	61.3		63.0	59.5
29/12/2023	14:43	61.8	61.8	63.0	60.8
29/12/2023	14:48	61.1		61.8	59.2
29/12/2023	14:53	62.0		63.7	60.8
29/12/2023	14:58	62.0		63.5	61.3
29/12/2023	15:03	61.9		62.9	61.1
29/12/2023	15:08	62.7		64.5	62.1
29/12/2023	15:13	62.2	61.9	63.4	60.8
29/12/2023	15:18	61.1		62.2	60.0
29/12/2023	15:23	61.4		62.6	59.8
29/12/2023	15:28	61.9		62.9	60.1
29/12/2023	15:33	61.8		63.3	60.4
29/12/2023	15:38	61.8		62.6	60.7
29/12/2023	15:43	60.8	61.9	62.1	60.2
29/12/2023	15:48	61.8		62.6	60.5
29/12/2023	15:53	62.2		62.8	60.8
29/12/2023	15:58	62.6		63.7	61.3
29/12/2023	16:03	61.3		62.9	59.7
29/12/2023	16:08	60.9		61.8	59.8
29/12/2023	16:13	62.0	64.0	63.9	60.7
29/12/2023	16:18	62.4		63.8	61.7
29/12/2023	16:23	66.4		68.3	65.1
29/12/2023	16:28	66.7		67.5	65.1
29/12/2023	16:33	62.7		64.1	61.2
29/12/2023	16:38	65.3		66.4	63.6
29/12/2023	16:43	66.8	65.4	68.2	65.3
29/12/2023	16:48	66.7		67.3	64.8
29/12/2023	16:53	66.2		67.9	65.1
29/12/2023	16:58	62.7		64.6	61.5
29/12/2023	17:03	66.0		66.9	64.3
29/12/2023	17:08	62.7		64.0	61.4
29/12/2023	17:13	63.8	65.2	65.2	62.6
29/12/2023	17:18	66.3		67.0	65.7
29/12/2023	17:23	66.2		67.4	65.6
29/12/2023	17:28	65.2		65.9	64.5
29/12/2023	17:33	64.7		66.4	63.4
29/12/2023	17:38	64.1		64.8	62.6
29/12/2023	17:43	64.8	64.4	66.3	63.5
29/12/2023	17:48	65.2		67.1	64.2
29/12/2023	17:53	63.8		65.5	63.1
29/12/2023	17:58	63.2		64.2	62.6
29/12/2023	18:03	64.0		65.2	62.9
29/12/2023	18:08	66.4		67.3	65.5
29/12/2023	18:13	64.3	64.8	65.8	62.7
29/12/2023	18:18	64.8		66.0	63.3
29/12/2023	18:23	64.6		66.3	62.7
29/12/2023	18:28	64.4		65.7	63.3
29/12/2023	18:33	66.4		67.5	65.6
29/12/2023	18:38	63.5		64.8	61.9
29/12/2023	18:43	63.5	64.4	64.3	61.9
29/12/2023	18:48	65.5		66.8	64.1
29/12/2023	18:53	63.3		64.7	62.7
30/12/2023	18:58	63.1		64.8	62.1
		Mean	62.4		
		Maximum	65.4		
		Minimum	60.0		

Date	Start Time	Leq (5mins)	Leq (30mins)	L10 (5mins)	L90 (5mins)
30/12/2023	7:03	61.4		63.1	60.6
30/12/2023	7:08	59.5		60.1	57.6
30/12/2023	7:13	60.5	59.8	62.4	59.7
30/12/2023	7:18	58.7		60.5	57.4
30/12/2023	7:23	59.4		61.1	57.8
30/12/2023	7:28	58.4		59.1	57.0
30/12/2023	7:33	59.5		60.1	57.8
30/12/2023	7:38	60.4		62.2	58.7
30/12/2023	7:43	60.7	60.4	62.4	58.9
30/12/2023	7:48	59.7		60.8	57.8
30/12/2023	7:53	58.5		59.8	57.1
30/12/2023	7:58	62.4		64.0	61.3
30/12/2023	8:03	61.1		62.0	59.4
30/12/2023	8:08	62.2		63.3	60.9
30/12/2023	8:13	62.8	62.2	63.4	61.1
30/12/2023	8:18	61.3		61.9	59.6
30/12/2023	8:23	62.9		63.5	61.9
30/12/2023	8:28	62.6		64.1	61.2
30/12/2023	8:33	61.7		63.3	59.8
30/12/2023	8:38	59.6		60.4	58.1
30/12/2023	8:43	62.9	61.5	64.4	62.3
30/12/2023	8:48	62.8		64.1	61.7
30/12/2023	8:53	59.9		61.5	59.1
30/12/2023	8:58	61.2		63.0	59.9
30/12/2023	9:03	63.0		64.6	61.5
30/12/2023	9:08	63.7		64.3	62.9
30/12/2023	9:13	62.1	62.6	63.8	60.5
30/12/2023	9:18	63.4		64.5	61.6
30/12/2023	9:23	60.6		62.3	60.0
30/12/2023	9:28	62.4		64.1	60.7
30/12/2023	9:33	63.3		64.1	62.7
30/12/2023	9:38	61.9		63.0	61.2
30/12/2023	9:43	61.6	61.7	63.5	60.4
30/12/2023	9:48	61.0		61.6	59.9
30/12/2023	9:53	61.3		62.9	60.3
30/12/2023	9:58	60.4		62.3	58.5
30/12/2023	10:03	63.2		64.9	61.9
30/12/2023	10:08	63.3		64.7	62.7
30/12/2023	10:13	63.4	63.0	64.1	62.2
30/12/2023	10:18	62.8		63.6	61.4
30/12/2023	10:23	63.5		64.2	62.8
30/12/2023	10:28	61.8		62.4	61.0
30/12/2023	10:33	60.8		61.9	59.0
30/12/2023	10:38	61.1		61.9	60.0
30/12/2023	10:43	60.2	61.1	61.7	59.1
30/12/2023	10:48	61.8		62.7	60.4
30/12/2023	10:53	61.8		63.1	61.0
30/12/2023	10:58	60.7		62.5	59.0
30/12/2023	11:03	62.1		63.5	60.2
30/12/2023	11:08	60.2		60.9	58.5
30/12/2023	11:13	60.7	61.9	62.0	59.2
30/12/2023	11:18	62.4		63.3	61.6
30/12/2023	11:23	63.6		64.8	62.0
30/12/2023	11:28	61.6		62.9	59.9
30/12/2023	11:33	63.7		64.8	62.8
30/12/2023	11:38	61.9		63.3	61.3
30/12/2023	11:43	61.5	62.6	62.3	60.5
30/12/2023	11:48	62.7		63.4	61.8
30/12/2023	11:53	62.6		63.8	61.1
30/12/2023	11:58	62.6		63.2	61.2
30/12/2023	12:03	63.3		64.6	62.6
30/12/2023	12:08	61.9		63.1	60.7
30/12/2023	12:13	62.1	62.7	63.0	61.3
30/12/2023	12:18	61.6		62.9	60.4
30/12/2023	12:23	63.4		65.2	62.6
30/12/2023	12:28	63.4		64.3	61.5
30/12/2023	12:33	62.4		64.1	60.5
30/12/2023	12:38	62.8		63.6	61.0
30/12/2023	12:43	63.3	62.5	64.9	62.6
30/12/2023	12:48	60.7		61.5	58.9
30/12/2023	12:53	62.7		63.6	60.8
30/12/2023	12:58	62.8		63.4	61.6
30/12/2023	13:03	62.0		63.4	60.1
30/12/2023	13:08	60.9		62.2	59.2
30/12/2023	13:13	62.9	62.4	64.0	61.9
30/12/2023	13:18	61.6		62.9	60.8
30/12/2023	13:23	63.3		64.2	61.8
30/12/2023	13:28	63.1		64.1	62.2
30/12/2023	13:33	62.0		62.7	60.6
30/12/2023	13:38	62.4		64.2	61.8
30/12/2023	13:43	61.4	62.2	62.4	60.1
30/12/2023	13:48	62.8		63.6	62.0
30/12/2023	13:53	61.7		62.5	60.5
30/12/2023	13:58	62.7		64.0	62.0
30/12/2023	14:03	63.4		65.0	61.8
30/12/2023	14:08	63.1		64.7	61.6
30/12/2023	14:13	62.6	62.7	63.5	61.5
30/12/2023	14:18	62.9		64.0	61.9
30/12/2023	14:23	62.6		63.3	60.7
30/12/2023	14:28	61.3		63.2	60.5
30/12/2023	14:33	61.6		63.2	61.0
30/12/2023	14:38	63.1		64.3	61.6
30/12/2023	14:43	62.5	62.1	63.3	61.2
30/12/2023	14:48	62.6		63.3	61.3
30/12/2023	14:53	61.2		62.9	59.9
30/12/2023	14:58	61.1		62.4	59.2
30/12/2023	15:03	61.8		63.5	60.6
30/12/2023	15:08	62.6		64.4	61.1
30/12/2023	15:13	61.6	61.9	63.2	61.0
30/12/2023	15:18	61.8		62.5	60.0
30/12/2023	15:23	61.4		62.6	59.9
30/12/2023	15:28	62.3		63.0	61.5
30/12/2023	15:33	61.1		61.9	60.3
30/12/2023	15:38	61.7		63.5	60.9
30/12/2023	15:43	60.7	61.5	61.3	59.5
30/12/2023	15:48	62.4		63.6	60.7
30/12/2023	15:53	62.1		63.7	60.2
30/12/2023	15:58	61.0		62.2	60.0
30/12/2023	16:03	60.7		61.4	59.7
30/12/2023	16:08	61.5		62.4	59.6
30/12/2023	16:13	62.7	61.8	63.3	61.0
30/12/2023	16:18	61.1		61.9	60.3
30/12/2023	16:23	61.4		62.1	60.7
30/12/2023	16:28	62.8		63.8	61.6
30/12/2023	16:33	63.6		64.3	63.0
30/12/2023	16:38	64.6		66.0	63.3
30/12/2023	16:43	66.1	65.1	67.8	64.7
30/12/2023	16:48	63.8		65.7	62.2
30/12/2023	16:53	65.8		67.4	65.2
30/12/2023	16:58	66.1		67.8	65.4
30/12/2023	17:03	63.2		64.6	61.9
30/12/2023	17:08	64.6		65.9	62.8
30/12/2023	17:13	63.2	63.7	64.6	61.5
30/12/2023	17:18	64.2		65.1	62.6
30/12/2023	17:23	63.6		64.6	62.5
30/12/2023	17:28	63.5		64.5	62.1
30/12/2023	17:33	63.3		64.6	62.2
30/12/2023	17:38	66.1		67.0	64.6
30/12/2023	17:43	63.2	64.7	64.3	61.7
30/12/2023	17:48	66.7		67.9	65.5
30/12/2023	17:53	63.1		64.5	61.5
30/12/2023	17:58	64.0		64.7	63.2
30/12/2023	18:03	65.4		66.9	63.6
30/12/2023	18:08	66.9		68.7	65.4
30/12/2023	18:13	63.9	65.7	65.1	62.8
30/12/2023	18:18	66.7		67.3	65.7
30/12/2023	18:23	65.7		66.6	64.5
30/12/2023	18:28	65.1		65.9	63.5
30/12/2023	18:33	64.0		65.3	62.9
30/12/2023	18:38	65.2		65.9	64.4
30/12/2023	18:43	66.7	65.2	67.7	64.9
30/12/2023	18:48	63.9		65.7	63.2
30/12/2023	18:53	65.8		67.7	64.6
30/12/2023	18:58	64.9		66.5	64.1
		Mean	62.5		
		Maximum	65.7		
		Minimum	59.8		

Date	Start Time	Leq (5mins)	Leq (30mins)	L10 (5mins)	L90 (5mins)
31/12/2023	7:03	61.3		62.7	60.4
31/12/2023	7:08	61.2		62.9	60.4
31/12/2023	7:13	59.4	60.6	61.0	58.1
31/12/2023	7:18	58.4		59.6	57.1
31/12/2023	7:23	61.4		63.3	60.4
31/12/2023	7:28	61.1		62.5	60.0
31/12/2023	7:33	59.2		61.0	58.2
31/12/2023	7:38	59.8		60.7	57.9
31/12/2023	7:43	60.6	60.3	61.2	58.7
31/12/2023	7:48	61.2		61.9	59.8
31/12/2023	7:53	60.8		62.2	59.1
31/12/2023	7:58	60.0		61.8	58.9
31/12/2023	8:03	60.2		61.6	59.0
31/12/2023	8:08	62.1		63.8	61.1
31/12/2023	8:13	62.6	61.7	63.9	61.0
31/12/2023	8:18	62.1		62.9	61.3
31/12/2023	8:23	59.9		61.5	59.0
31/12/2023	8:28	62.5		63.8	61.3
31/12/2023	8:33	62.9		64.3	61.3
31/12/2023	8:38	62.2		63.9	60.7
31/12/2023	8:43	59.5	61.5	60.8	58.9
31/12/2023	8:48	60.8		62.3	58.9
31/12/2023	8:53	60.2		61.1	58.3
31/12/2023	8:58	62.2		63.9	61.2
31/12/2023	9:03	63.0		64.6	61.2
31/12/2023	9:08	60.0		60.8	58.6
31/12/2023	9:13	64.2	62.4	66.1	62.5
31/12/2023	9:18	61.9		63.7	60.6
31/12/2023	9:23	62.1		64.0	61.2
31/12/2023	9:28	61.9		63.7	60.8
31/12/2023	9:33	60.9		61.5	59.0
31/12/2023	9:38	62.4		63.8	60.6
31/12/2023	9:43	60.3	61.7	62.1	59.5
31/12/2023	9:48	62.6		63.6	61.7
31/12/2023	9:53	60.6		62.0	59.2
31/12/2023	9:58	62.9		64.5	61.0
31/12/2023	10:03	63.2		63.8	62.5
31/12/2023	10:08	61.1		62.2	60.0
31/12/2023	10:13	63.2	62.5	64.8	62.4
31/12/2023	10:18	60.8		62.2	59.6
31/12/2023	10:23	63.2		64.5	61.7
31/12/2023	10:28	63.0		64.1	61.9
31/12/2023	10:33	61.6		63.0	60.0
31/12/2023	10:38	63.4		65.0	62.2
31/12/2023	10:43	60.9	61.8	62.4	59.5
31/12/2023	10:48	60.8		62.7	59.2
31/12/2023	10:53	62.8		64.3	61.6
31/12/2023	10:58	60.6		61.3	59.4
31/12/2023	11:03	61.7		63.3	60.0
31/12/2023	11:08	62.0		63.2	60.6
31/12/2023	11:13	61.3	61.8	62.1	60.2
31/12/2023	11:18	60.6		61.5	59.1
31/12/2023	11:23	62.5		64.3	61.8
31/12/2023	11:28	62.2		63.1	61.1
31/12/2023	11:33	62.9		63.7	62.0
31/12/2023	11:38	61.7		63.4	61.1
31/12/2023	11:43	63.4	62.8	65.0	62.0
31/12/2023	11:48	61.4		62.3	60.3
31/12/2023	11:53	63.0		63.7	61.1
31/12/2023	11:58	63.7		64.4	62.9
31/12/2023	12:03	62.0		62.6	60.5
31/12/2023	12:08	62.6		63.7	61.6
31/12/2023	12:13	62.4	62.2	63.3	61.7
31/12/2023	12:18	62.4		64.0	61.2
31/12/2023	12:23	62.4		63.1	61.4
31/12/2023	12:28	61.2		61.9	60.4
31/12/2023	12:33	63.3		64.4	61.6
31/12/2023	12:38	62.5		63.1	61.5
31/12/2023	12:43	62.5	62.5	63.7	61.6
31/12/2023	12:48	61.3		63.2	59.6
31/12/2023	12:53	61.6		62.8	59.7
31/12/2023	12:58	63.3		64.9	62.0
31/12/2023	13:03	60.8		62.6	59.1
31/12/2023	13:08	63.0		63.6	61.1
31/12/2023	13:13	62.9	62.4	64.5	61.3
31/12/2023	13:18	62.9		63.8	61.1
31/12/2023	13:23	60.8		62.2	60.2
31/12/2023	13:28	63.4		65.0	61.6
31/12/2023	13:33	61.7		63.2	60.4
31/12/2023	13:38	61.8		62.8	60.3
31/12/2023	13:43	62.9	62.4	63.7	62.1
31/12/2023	13:48	63.1		64.5	61.2
31/12/2023	13:53	62.7		64.0	60.8
31/12/2023	13:58	61.7		63.4	59.9
31/12/2023	14:03	63.3		64.5	62.3
31/12/2023	14:08	63.0		64.8	61.5
31/12/2023	14:13	62.8	62.6	64.4	61.6
31/12/2023	14:18	62.1		62.7	60.7
31/12/2023	14:23	61.2		62.6	60.0
31/12/2023	14:28	62.8		63.4	60.9
31/12/2023	14:33	62.6		63.7	61.9
31/12/2023	14:38	62.5		64.3	61.2
31/12/2023	14:43	62.0	62.2	63.3	61.3
31/12/2023	14:48	60.7		62.5	58.9
31/12/2023	14:53	62.6		64.1	61.8
31/12/2023	14:58	62.3		64.2	60.6
31/12/2023	15:03	62.3		63.0	60.5
31/12/2023	15:08	62.2		64.0	60.4
31/12/2023	15:13	62.1	61.9	63.4	60.7
31/12/2023	15:18	61.1		62.0	60.1
31/12/2023	15:23	61.0		62.4	60.1
31/12/2023	15:28	62.5		63.2	61.5
31/12/2023	15:33	60.7		62.1	59.7
31/12/2023	15:38	61.3		62.9	60.3
31/12/2023	15:43	61.1	61.6	61.7	59.2
31/12/2023	15:48	62.7		63.6	61.1
31/12/2023	15:53	61.7		62.3	61.0
31/12/2023	15:58	61.9		63.1	61.3
31/12/2023	16:03	62.6		63.3	60.7
31/12/2023	16:08	61.2		63.0	60.5
31/12/2023	16:13	62.1	62.1	62.7	60.7
31/12/2023	16:18	62.6		63.3	61.8
31/12/2023	16:23	62.5		63.2	61.8
31/12/2023	16:28	61.7		63.6	61.1
31/12/2023	16:33	62.7		63.3	60.8
31/12/2023	16:38	66.2		67.7	64.8
31/12/2023	16:43	64.8	64.7	65.5	63.2
31/12/2023	16:48	62.8		63.4	61.2
31/12/2023	16:53	66.3		67.2	65.5
31/12/2023	16:58	64.2		65.8	63.5
31/12/2023	17:03	65.5		67.1	63.6
31/12/2023	17:08	63.2		64.4	61.9
31/12/2023	17:13	65.0	64.8	66.2	63.9
31/12/2023	17:18	65.1		66.7	63.6
31/12/2023	17:23	64.8		65.7	63.7
31/12/2023	17:28	65.0		66.5	64.4
31/12/2023	17:33	66.5		67.6	65.3
31/12/2023	17:38	64.8		65.5	63.9
31/12/2023	17:43	66.5	65.6	68.2	65.8
31/12/2023	17:48	66.9		67.9	65.8
31/12/2023	17:53	64.9		65.7	63.4
31/12/2023	17:58	62.9		64.6	61.9
31/12/2023	18:03	66.7		67.9	65.3
31/12/2023	18:08	63.1		64.8	61.6
31/12/2023	18:13	66.4	64.7	68.2	65.5
31/12/2023	18:18	62.9		64.7	61.1
31/12/2023	18:23	63.2		64.1	61.6
31/12/2023	18:28	64.0		65.8	63.2
31/12/2023	18:33	63.4		64.6	62.8
31/12/2023	18:38

Station: HC_M6

Date	Start Time	Leq (5mins)	Leq (30mins)	L10 (5mins)	L90 (5mins)
1/1/2024	7:03	58.6		60.5	56.7
1/1/2024	7:08	59.3		61.1	58.5
1/1/2024	7:13	58.4	59.4	59.5	56.5
1/1/2024	7:18	60.6		61.3	59.8
1/1/2024	7:23	59.9		61.0	58.4
1/1/2024	7:28	58.9		59.7	57.5
1/1/2024	7:33	61.1		62.9	60.5
1/1/2024	7:38	58.4		59.9	56.9
1/1/2024	7:43	59.2	59.9	61.1	58.4
1/1/2024	7:48	58.4		60.1	57.3
1/1/2024	7:53	61.2		62.0	60.6
1/1/2024	7:58	60.3		61.4	59.1
1/1/2024	8:03	59.6		60.6	57.8
1/1/2024	8:08	62.9		63.6	61.5
1/1/2024	8:13	61.0	61.4	62.2	60.1
1/1/2024	8:18	59.5		61.4	58.8
1/1/2024	8:23	60.7		62.6	59.5
1/1/2024	8:28	63.2		64.0	61.5
1/1/2024	8:33	60.7		61.9	59.0
1/1/2024	8:38	59.9		61.3	58.3
1/1/2024	8:43	60.9	61.3	62.8	59.0
1/1/2024	8:48	61.8		62.5	60.5
1/1/2024	8:53	63.3		64.5	61.6
1/1/2024	8:58	60.4		62.1	59.2
1/1/2024	9:03	59.7		61.1	58.0
1/1/2024	9:08	61.7		62.3	61.0
1/1/2024	9:13	62.2	61.9	64.0	61.4
1/1/2024	9:18	63.3		64.2	61.5
1/1/2024	9:23	60.3		61.0	59.0
1/1/2024	9:28	63.1		64.0	62.4
1/1/2024	9:33	61.2		62.8	59.4
1/1/2024	9:38	60.8		62.2	59.2
1/1/2024	9:43	62.6	62.2	63.3	61.0
1/1/2024	9:48	63.2		64.3	62.5
1/1/2024	9:53	63.3		64.2	62.2
1/1/2024	9:58	61.2		63.1	60.5
1/1/2024	10:03	61.9		62.8	60.4
1/1/2024	10:08	60.7		62.5	59.1
1/1/2024	10:13	60.6	61.4	61.4	59.9
1/1/2024	10:18	61.7		63.0	60.4
1/1/2024	10:23	61.9		63.8	60.8
1/1/2024	10:28	61.3		62.5	60.4
1/1/2024	10:33	63.5		65.3	61.7
1/1/2024	10:38	62.7		63.9	61.4
1/1/2024	10:43	61.1	62.4	61.9	60.4
1/1/2024	10:48	63.7		65.5	62.2
1/1/2024	10:53	60.7		62.2	59.6
1/1/2024	10:58	62.1		63.0	60.8
1/1/2024	11:03	63.6		64.5	62.2
1/1/2024	11:08	63.1		64.4	62.0
1/1/2024	11:13	61.6	62.4	63.2	59.8
1/1/2024	11:18	62.2		63.6	61.2
1/1/2024	11:23	60.2		61.5	58.6
1/1/2024	11:28	63.0		63.9	61.9
1/1/2024	11:33	63.0		63.9	62.0
1/1/2024	11:38	62.7		63.3	61.4
1/1/2024	11:43	62.0	62.7	62.9	61.2
1/1/2024	11:48	60.5		61.9	59.0
1/1/2024	11:53	63.7		65.3	62.4
1/1/2024	11:58	63.7		65.3	62.0
1/1/2024	12:03	61.6		63.5	60.7
1/1/2024	12:08	62.8		63.9	61.8
1/1/2024	12:13	63.2	62.1	65.0	61.5
1/1/2024	12:18	61.8		62.5	61.0
1/1/2024	12:23	60.7		61.5	59.0
1/1/2024	12:28	61.9		63.1	61.0
1/1/2024	12:33	61.2		63.1	60.6
1/1/2024	12:38	60.7		61.4	60.1
1/1/2024	12:43	62.5	62.2	64.4	61.4
1/1/2024	12:48	63.1		64.3	61.6
1/1/2024	12:53	62.5		64.4	61.9
1/1/2024	12:58	62.5		63.8	61.3
1/1/2024	13:03	61.1		61.8	60.4
1/1/2024	13:08	62.5		63.4	60.8
1/1/2024	13:13	61.4		62.7	60.1
1/1/2024	13:18	63.0		64.5	62.4
1/1/2024	13:32	61.5		63.2	59.6
1/1/2024	13:37	62.5		64.1	61.4
1/1/2024	13:42	61.3	61.9	62.4	60.0
1/1/2024	13:47	61.3		62.8	60.3
1/1/2024	13:52	63.1		64.4	62.3
1/1/2024	13:57	61.3		63.2	59.6
1/1/2024	14:02	62.2		64.1	60.7
1/1/2024	14:07	62.3		63.2	61.7
1/1/2024	14:12	61.5	62.4	63.0	59.9
1/1/2024	14:17	63.2		65.1	61.5
1/1/2024	14:22	62.2		63.4	61.4
1/1/2024	14:27	62.6		64.2	61.5
1/1/2024	14:32	60.8		61.5	60.1
1/1/2024	14:37	63.1		64.7	61.8
1/1/2024	14:42	63.4	62.4	64.6	61.7
1/1/2024	14:47	60.7		62.5	60.1
1/1/2024	14:52	63.1		63.7	62.4
1/1/2024	14:57	62.4		63.0	61.6
1/1/2024	15:02	62.6		64.2	61.3
1/1/2024	15:07	61.8		63.2	60.2
1/1/2024	15:12	61.6	61.8	63.0	60.5
1/1/2024	15:17	61.6		62.8	59.8
1/1/2024	15:22	61.9		63.4	60.3
1/1/2024	15:27	61.3		62.4	60.0
1/1/2024	15:32	60.9		62.0	59.8
1/1/2024	15:37	61.9		63.6	60.0
1/1/2024	15:42	62.1	62.1	62.7	60.9
1/1/2024	15:47	62.2		63.3	60.3
1/1/2024	15:52	62.6		64.5	61.2
1/1/2024	15:57	62.7		63.3	61.1
1/1/2024	16:02	61.4		62.2	59.7
1/1/2024	16:07	62.2		63.8	60.9
1/1/2024	16:12	62.7	61.9	64.5	61.1
1/1/2024	16:17	60.8		62.7	59.8
1/1/2024	16:22	62.2		63.5	61.2
1/1/2024	16:27	62.0		63.3	60.9
1/1/2024	16:32	62.5		64.2	61.5
1/1/2024	16:37	61.1		62.9	60.3
1/1/2024	16:42	61.0	63.2	61.6	59.9
1/1/2024	16:47	65.6		67.2	63.8
1/1/2024	16:52	63.5		64.1	62.7
1/1/2024	16:57	63.9		64.6	62.4
1/1/2024	17:02	64.6		66.0	63.7
1/1/2024	17:07	63.8		64.7	61.9
1/1/2024	17:12	65.3	65.3	66.3	64.6
1/1/2024	17:17	66.1		67.9	64.8
1/1/2024	17:22	66.4		68.2	65.4
1/1/2024	17:27	65.2		66.6	63.3
1/1/2024	17:32	65.1		66.0	63.6
1/1/2024	17:37	66.6		67.8	66.0
1/1/2024	17:42	64.0	64.9	65.8	63.1
1/1/2024	17:47	66.2		67.4	65.3
1/1/2024	17:52	62.7		64.0	61.3
1/1/2024	17:57	63.3		64.4	61.8
1/1/2024	18:02	65.7		66.4	64.7
1/1/2024	18:07	64.9		65.9	63.0
1/1/2024	18:12	64.2	64.7	66.0	62.6
1/1/2024	18:17	65.7		67.2	64.1
1/1/2024	18:22	63.6		65.0	62.3
1/1/2024	18:27	63.5		64.2	62.7
1/1/2024	18:32	64.5		65.6	63.2
1/1/2024	18:37	66.8		68.7	65.2
1/1/2024	18:42	64.7	64.7	65.3	63.1
1/1/2024	18:47	65.4		66.1	63.8
1/1/2024	18:52	62.7		64.5	61.1
1/1/2024	18:57	62.9		63.9	62.3
		Mean	62.4		
		Maximum	65.3		
		Minimum	59.4		

Date	Start Time	Leq (5mins)	Leq (30mins)	L10 (5mins)	L90 (5mins)
2/1/2024	7:02	59.3		60.1	57.7
2/1/2024	7:07	60.1		61.0	58.2
2/1/2024	7:12	58.8	59.8	60.2	57.0
2/1/2024	7:17	60.8		61.9	59.0
2/1/2024	7:22	58.4		59.7	57.3
2/1/2024	7:27	60.7		62.6	59.3
2/1/2024	7:32	60.2		61.1	59.0
2/1/2024	7:37	61.3		62.5	59.4
2/1/2024	7:42	60.3	59.9	62.2	58.5
2/1/2024	7:47	59.3		61.0	58.7
2/1/2024	7:52	58.6		60.5	57.7
2/1/2024	7:57	59.0		59.7	57.6
2/1/2024	8:02	60.6		62.5	58.7
2/1/2024	8:07	61.1		62.0	60.1
2/1/2024	8:12	59.8	61.2	60.4	58.0
2/1/2024	8:17	60.1		61.7	58.5
2/1/2024	8:22	62.6		64.3	61.2
2/1/2024	8:27	62.4		63.3	61.4
2/1/2024	8:32	60.4		61.8	58.6
2/1/2024	8:37	61.2		63.1	60.1
2/1/2024	8:42	62.3	61.1	64.2	61.0
2/1/2024	8:47	60.4		61.3	58.5
2/1/2024	8:52	61.1		62.1	59.6
2/1/2024	8:57	60.9		62.1	60.3
2/1/2024	9:02	63.2		64.1	62.6
2/1/2024	9:07	62.6		63.6	61.4
2/1/2024	9:12	61.0	62.0	61.8	60.3
2/1/2024	9:17	61.3		63.2	60.2
2/1/2024	9:22	59.5		60.4	58.1
2/1/2024	9:27	63.2		65.1	62.5
2/1/2024	9:32	63.9		64.7	62.2
2/1/2024	9:37	60.4		61.7	58.6
2/1/2024	9:42	63.4	62.5	64.4	61.6
2/1/2024	9:47	61.0		61.8	59.2
2/1/2024	9:52	63.0		64.2	61.5
2/1/2024	9:57	62.4		63.0	60.6
2/1/2024	10:02	62.3		63.2	61.3
2/1/2024	10:07	60.7		61.4	59.0
2/1/2024	10:12	62.3	61.8	63.5	60.7
2/1/2024	10:17	61.1		62.0	59.8
2/1/2024	10:22	61.1		62.2	59.5
2/1/2024	10:27	62.8		64.3	62.2
2/1/2024	10:32	61.9		63.4	61.1
2/1/2024	10:37	61.8		62.6	59.9
2/1/2024	10:42	63.6	61.8	64.6	62.7
2/1/2024	10:47	60.6		62.2	60.0
2/1/2024	10:52	60.4		61.3	59.6
2/1/2024	10:57	61.9		63.8	61.0
2/1/2024	11:02	63.2		64.7	62.4
2/1/2024	11:07	62.8		63.8	62.1
2/1/2024	11:12	60.5	62.6	61.8	59.8
2/1/2024	11:17	63.7		65.2	62.6
2/1/2024	11:22	62.9		64.1	61.9
2/1/2024	11:27	61.8		63.2	61.0
2/1/2024	11:32	63.3		64.4	62.4
2/1/2024	11:37	62.1		63.6	61.5
2/1/2024	11:42	62.7	62.5	63.4	61.8
2/1/2024	11:47	63.0		63.8	61.2
2/1/2024	11:52	62.4		64.2	60.7
2/1/2024	11:57	61.1		61.8	60.0
2/1/2024	12:02	63.4		64.3	61.7
2/1/2024	12:07	62.4		64.3	60.9
2/1/2024	12:12	62.6	62.5	63.8	61.6
2/1/2024	12:17	63.0		64.2	61.3
2/1/2024	12:22	62.4		63.0	60.7
2/1/2024	12:27	60.9		62.5	60.1
2/1/2024	12:32	62.9		64.6	62.3
2/1/2024	12:37	61.4		62.1	60.1
2/1/2024	12:42	62.1	62.1	63.1	60.9
2/1/2024	12:47	61.7		63.5	59.8
2/1/2024	12:52	62.8		64.3	62.0
2/1/2024	12:57	61.5		62.7	60.8
2/1/2024	13:02	60.8		61.8	60.0
2/1/2024	13:07	61.5		62.8	60.0
2/1/2024	13:12	60.8	61.5	61.6	59.8
2/1/2024	13:17	60.7		62.0	58.8
2/1/2024	13:22	62.5		63.2	60.7
2/1/2024	13:27	62.4		64.3	60.5
2/1/2024	13:32	61.9		63.3	60.8
2/1/2024	13:37	62.4		63.7	61.8
2/1/2024	13:42	61.9	61.9	63.5	60.9
2/1/2024	13:47	60.9		62.4	60.3
2/1/2024	13:52	61.2		62.2	59.5
2/1/2024	13:57	62.8		63.6	61.0
2/1/2024	14:02	60.9		62.5	59.2
2/1/2024	14:07	61.8		63.7	60.2
2/1/2024	14:12	61.0	62.0	61.8	59.2
2/1/2024	14:17	62.8		64.7	61.0
2/1/2024	14:22	62.6		64.1	61.9
2/1/2024	14:27	62.6		63.6	61.4
2/1/2024	14:32	60.8		61.6	60.1
2/1/2024	14:37	60.9		61.8	59.9
2/1/2024	14:42	62.9	61.6	64.2	61.5
2/1/2024	14:47	61.4		63.1	59.9
2/1/2024	14:52	62.0		63.6	61.2
2/1/2024	14:57	61.2		62.4	60.3
2/1/2024	15:02	61.1		61.7	59.4
2/1/2024	15:07	61.2		62.7	60.2
2/1/2024	15:12	61.6	61.8	63.3	60.7
2/1/2024	15:17	62.7		63.8	61.2
2/1/2024	15:22	62.5		64.1	61.5
2/1/2024	15:27	61.3		62.0	59.5
2/1/2024	15:32	61.4		62.2	60.3
2/1/2024	15:37	61.7		62.5	60.0
2/1/2024	15:42	60.8	61.2	61.9	59.3
2/1/2024	15:47	61.0		62.8	59.9
2/1/2024	15:52	61.2		61.9	60.4
2/1/2024	15:57	61.2		62.0	59.9
2/1/2024	16:02	61.0		61.8	59.3
2/1/2024	16:07	62.1		63.3	60.5
2/1/2024	16:12	60.9	61.3	62.0	59.2
2/1/2024	16:17	61.3		62.3	60.5
2/1/2024	16:22	61.4		62.5	60.0
2/1/2024	16:27	61.2		63.1	59.4
2/1/2024	16:32	62.0		63.0	61.3
2/1/2024	16:37	62.4		63.2	61.0
2/1/2024	16:42	62.1	63.2	63.1	60.6
2/1/2024	16:47	61.1		62.9	60.3
2/1/2024	16:52	64.7		65.5	63.2
2/1/2024	16:57	65.2		67.0	63.6
2/1/2024	17:02	64.8		66.6	63.1
2/1/2024	17:07	63.2		64.2	62.3
2/1/2024	17:12	66.4	64.8	68.3	65.6
2/1/2024	17:17	62.7		64.0	61.6
2/1/2024	17:22	66.8		67.4	65.6
2/1/2024	17:27	62.8		64.2	61.7
2/1/2024	17:32	65.1		66.1	64.4
2/1/2024	17:37	63.7		65.3	61.9
2/1/2024	17:42	65.4	65.4	66.2	64.0
2/1/2024	17:47	66.3		66.9	64.4
2/1/2024	17:52	64.6		65.3	62.8
2/1/2024	17:57	66.5		67.1	64.7
2/1/2024	18:02	64.9		65.9	63.3
2/1/2024	18:07	66.5		67.3	65.8
2/1/2024	18:12	63.0	64.8	63.8	61.6
2/1/2024	18:17	65.0		66.2	63.7
2/1/2024	18:22	64.5		65.4	62.7
2/1/2024	18:27	64.1		65.2	62.8
2/1/2024	18:32	66.9		68.8	66.2
2/1/2024	18:37	65.2		65.8	63.5
2/1/2024	18:42	66.9	65.3	68.4	65.0
2/1/2024	18:47	63.9		65.2	62.7
2/1/2024	18:52	63.9		65.1	62.6
2/1/2024	18:57	63.3		64.0	61.9
		Mean	62.3		
		Maximum	65.4		
		Minimum	59.8		

Date	Start Time	Leq (5mins)	Leq (30mins)	L10 (5mins)	L90 (5mins)
3/1/2024	7:02	58.4		59.5	57.6
3/1/2024	7:07	60.0		61.7	59.1
3/1/2024	7:12	57.3	59.0	58.9	55.8
3/1/2024	7:17	56.7		58.4	54.9
3/1/2024	7:22	59.2		60.4	57.8
3/1/2024	7:27	60.9		62.5	60.0
3/1/2024	7:32	59.1		60.2	58.1
3/1/2024	7:37	60.8		62.6	58.9
3/1/2024	7:42	60.5	60.2	61.8	59.8
3/1/2024	7:47	59.2		61.0	57.3
3/1/2024	7:52	60.5		61.6	58.9
3/1/2024	7:57	60.9		62.4	59.9
3/1/2024	8:02	59.9		60.5	59.1
3/1/2024	8:07	59.3		60.3	58.4
3/1/2024	8:12	60.5	60.3	61.4	59.5
3/1/2024	8:17	58.8		59.4	57.4
3/1/2024	8:22	60.7		62.1	58.9
3/1/2024	8:27	61.7		63.6	60.2
3/1/2024	8:32	60.9		62.8	59.6
3/1/2024	8:37	61.0		61.9	60.0
3/1/2024	8:42	60.0	61.6	61.5	59.4
3/1/2024	8:47	62.6		63.5	61.7
3/1/2024	8:52	61.6		62.2	60.7
3/1/2024	8:57	63.0		64.1	61.9
3/1/2024	9:02	61.5		63.2	59.9
3/1/2024	9:07	61.1		62.9	59.5
3/1/2024	9:12	61.1	61.6	62.8	59.8
3/1/2024	9:17	59.7		60.9	58.5
3/1/2024	9:22	62.3		63.4	61.2
3/1/2024	9:27	63.3		64.2	61.8
3/1/2024	9:32	62.2		63.2	61.0
3/1/2024	9:37	63.5		65.4	61.8
3/1/2024	9:42	63.3	62.3	64.1	61.6
3/1/2024	9:47	60.5		61.2	59.6
3/1/2024	9:52	60.9		62.1	59.5
3/1/2024	9:57	62.6		63.3	61.3
		Mean	60.8		
		Maximum	62.3		
		Minimum	59.0		

Summary of Noise Monitoring Results during 07:00 - 19:00 at HC_M6	
	Leq (30mins)
Mean	62.6
Maximum	66.0
Minimum	59.0

Note:
1.The Leq (5mins) values within the time slots that do not have six consecutive Leq (5mins) values are not included in calculation of Leq (30mins).
2. Short periods of data gaps in tables are due to suspension of monitoring during replacement of batteries for the sound level meter.

Appendix 3-8 Baseline Noise Monitoring Data – 19:00 - 23:00 at HC_M6

Station: HC_M6

Date	Start Time	Leq (5mins)	Leq (15mins)	Leq (30mins)	L10 (5mins)	L90 (5mins)
20/12/2023	19:00	63.0	63.5	64.1	64.8	61.1
20/12/2023	19:05	64.1			65.3	61.9
20/12/2023	19:10	63.3			65.5	61.4
20/12/2023	19:15	64.1	64.5		67.3	61.9
20/12/2023	19:20	64.9			67.4	63.6
20/12/2023	19:25	64.6			67.1	63.7
20/12/2023	19:30	64.0	63.9	63.8	66.4	63.2
20/12/2023	19:35	64.1			66.8	61.6
20/12/2023	19:40	63.6			64.8	62.1
20/12/2023	19:45	64.5	63.8		65.6	62.1
20/12/2023	19:50	63.0			65.7	60.3
20/12/2023	19:55	63.7			65.0	62.8
20/12/2023	20:00	62.9	62.7	62.6	64.9	60.6
20/12/2023	20:05	61.2			62.9	58.2
20/12/2023	20:10	63.6			65.4	60.3
20/12/2023	20:15	61.7	62.4		65.0	60.0
20/12/2023	20:20	63.8			66.7	62.5
20/12/2023	20:25	61.4			62.2	59.1
20/12/2023	20:30	61.5	62.7	63.0	62.3	59.2
20/12/2023	20:35	63.6			66.2	61.0
20/12/2023	20:40	62.8			66.2	61.2
20/12/2023	20:45	63.9	63.3		65.5	62.5
20/12/2023	20:50	61.6			63.6	60.6
20/12/2023	20:55	64.0			66.0	61.9
20/12/2023	21:00	64.1	63.5	63.0	65.8	62.9
20/12/2023	21:05	63.7			65.4	60.3
20/12/2023	21:10	62.4			64.5	60.8
20/12/2023	21:15	64.3	62.5		65.1	63.2
20/12/2023	21:20	60.6			62.5	58.4
20/12/2023	21:25	61.7			65.1	59.6
20/12/2023	21:30	60.6	60.9	61.3	62.2	59.7
20/12/2023	21:35	61.8			62.9	60.0
20/12/2023	21:40	60.3			61.4	57.4
20/12/2023	21:45	61.8	61.6		63.9	58.7
20/12/2023	21:50	61.3			62.4	59.4
20/12/2023	21:55	61.8			64.3	59.6
20/12/2023	22:00	62.2	61.4	61.0	65.6	61.4
20/12/2023	22:05	61.5			64.8	59.0
20/12/2023	22:10	60.4			61.9	57.4
20/12/2023	22:15	60.6	60.5		62.8	59.8
20/12/2023	22:20	60.5			62.4	58.7
20/12/2023	22:25	60.5			61.5	57.2
20/12/2023	22:30	60.4	61.0	61.1	62.1	56.3
20/12/2023	22:35	60.4			63.1	58.0
20/12/2023	22:40	62.0			66.1	58.8
20/12/2023	22:45	61.7	61.2		64.8	59.8
20/12/2023	22:50	60.8			64.1	57.4
20/12/2023	22:55	60.9			65.0	57.2
		Mean	62.5	62.5		
		Maximum	64.5	64.1		
		Minimum	60.5	61.0		

Date	Start Time	Leq (5mins)	Leq (15mins)	Leq (30mins)	L10 (5mins)	L90 (5mins)
21/12/2023	19:00	63.1	63.6	63.5	64.1	61.7
21/12/2023	19:05	63.2			64.6	62.1
21/12/2023	19:10	64.3			65.7	62.4
21/12/2023	19:15	62.2	63.4		64.1	61.5
21/12/2023	19:20	62.2			63.6	61.4
21/12/2023	19:25	65.1			66.2	63.8
21/12/2023	19:30	64.8	64.8	64.0	65.8	63.4
21/12/2023	19:35	65.2			66.3	64.1
21/12/2023	19:40	64.3			66.2	63.0
21/12/2023	19:45	63.5	63.1		65.2	62.8
21/12/2023	19:50	62.8			64.3	61.6
21/12/2023	19:55	62.9			64.8	62.1
21/12/2023	20:00	63.8	63.5	63.0	65.2	62.6
21/12/2023	20:05	63.6			64.8	62.1
21/12/2023	20:10	62.9			64.6	62.0
21/12/2023	20:15	62.1	62.4		63.5	60.7
21/12/2023	20:20	62.4			64.2	61.2
21/12/2023	20:25	62.7			64.4	61.4
21/12/2023	20:30	64.1	63.5	63.4	64.8	62.9
21/12/2023	20:35	64.3			65.5	62.7
21/12/2023	20:40	61.8			62.4	61.0
21/12/2023	20:45	61.3	63.4		63.1	59.7
21/12/2023	20:50	64.1			65.7	62.8
21/12/2023	20:55	64.1			64.7	63.3
21/12/2023	21:00	62.9	63.1	63.2	64.4	61.1
21/12/2023	21:05	62.0			62.6	60.6
21/12/2023	21:10	64.2			65.7	63.1
21/12/2023	21:15	63.6	63.2		64.2	62.5
21/12/2023	21:20	63.5			65.0	61.8
21/12/2023	21:25	62.4			63.6	61.4
21/12/2023	21:30	60.5	61.2	61.0	61.6	59.4
21/12/2023	21:35	61.0			62.1	59.3
21/12/2023	21:40	61.9			62.8	60.2
21/12/2023	21:45	61.1	60.8		62.8	59.7
21/12/2023	21:50	60.9			61.5	59.2
21/12/2023	21:55	60.5			61.3	59.2
21/12/2023	22:00	61.8	61.1	61.3	62.5	61.1
21/12/2023	22:05	61.0			62.1	59.4
21/12/2023	22:10	60.5			62.3	59.5
21/12/2023	22:15	61.6	61.5		63.4	61.0
21/12/2023	22:20	61.2			62.9	60.2
21/12/2023	22:25	61.8			62.4	59.9
21/12/2023	22:30	62.2	61.2	60.6	62.8	61.1
21/12/2023	22:35	60.7			61.5	59.1
21/12/2023	22:40	60.5			61.8	59.9
21/12/2023	22:45	60.7	60.0		62.3	59.5
21/12/2023	22:50	60.5			61.1	59.0
21/12/2023	22:55	58.5			59.7	57.7
		Mean	62.5	62.5		
		Maximum	64.8	64.0		
		Minimum	60.0	60.6		

Date	Start Time	Leq (5mins)	Leq (15mins)	Leq (30mins)	L10 (5mins)	L90 (5mins)
22/12/2023	19:03	65.2	64.2	64.3	66.7	64.3
22/12/2023	19:08	64.0			65.9	62.6
22/12/2023	19:13	63.3			64.4	61.7
22/12/2023	19:18	64.6	64.4		65.5	63.7
22/12/2023	19:23	64.7			65.6	63.1
22/12/2023	19:28	63.7			65.3	62.3
22/12/2023	19:33	64.8	64.7	64.0	66.0	63.8
22/12/2023	19:38	65.4			67.0	63.6
22/12/2023	19:43	63.8			65.3	62.8
22/12/2023	19:48	62.3	63.1		64.2	60.8
22/12/2023	19:53	63.8			65.0	62.7
22/12/2023	19:58	63.0			64.9	61.9
22/12/2023	20:03	64.0	64.1	63.7	65.6	62.2
22/12/2023	20:08	62.6			64.1	61.5
22/12/2023	20:13	65.3			67.0	64.3
22/12/2023	20:18	64.5	63.4		65.1	63.9
22/12/2023	20:23	63.6			64.9	62.8
22/12/2023	20:28	61.4			63.0	60.4
22/12/2023	20:33	63.0	63.0	63.3	63.9	62.0
22/12/2023	20:38	63.8			65.1	63.2
22/12/2023	20:43	61.9			63.2	60.2
22/12/2023	20:48	64.0	63.5		65.1	62.2
22/12/2023	20:53	63.3			64.1	62.2
22/12/2023	20:58	63.3			65.0	61.6
22/12/2023	21:03	61.6	62.0	62.8	62.8	60.3
22/12/2023	21:08	62.2			63.7	61.1
22/12/2023	21:13	62.3			64.2	61.5
22/12/2023	21:18	63.5	63.5		64.6	62.3
22/12/2023	21:23	62.3			64.0	60.5
22/12/2023	21:28	64.4			66.0	62.8
22/12/2023	21:33	62.3	61.3	61.2	63.5	61.5
22/12/2023	21:38	60.6			61.6	59.3
22/12/2023	21:43	60.8			62.1	59.7
22/12/2023	21:48	60.9	61.1		62.4	59.7
22/12/2023	21:53	61.7			63.2	60.7
22/12/2023	21:58	60.7			61.4	59.9
22/12/2023	22:03	62.3	61.7	61.7	63.9	61.6
22/12/2023	22:08	61.8			63.7	60.4
22/12/2023	22:13	60.8			62.1	59.3
22/12/2023	22:18	61.3	61.7		62.1	59.4
22/12/2023	22:23	62.3			63.5	61.2
22/12/2023	22:28	61.5			63.1	60.7
22/12/2023	22:33	62.2	61.7	61.7	63.6	61.2
22/12/2023	22:38	60.7			62.2	59.2
22/12/2023	22:43	62.0			63.6	61.2
22/12/2023	22:48	60.7	61.7		61.9	58.9
22/12/2023	22:53	61.9			63.6	60.9
22/12/2023	22:58	62.4			63.2	61.8
		Mean	62.8	62.8		
		Maximum	64.7	64.3		
		Minimum	61.1	61.2		

Station: HC_M6

Date	Start Time	Leq (5mins)	Leq (15mins)	Leq (30mins)	L10 (5mins)	L90 (5mins)
23/12/2023	19:03	62.8	63.6	63.8	64.4	62.2
23/12/2023	19:08	63.2			64.5	62.6
23/12/2023	19:13	64.5			66.2	63.1
23/12/2023	19:18	63.9	64.0		65.4	62.4
23/12/2023	19:23	63.6			65.4	62.2
23/12/2023	19:28	64.4			65.0	62.9
23/12/2023	19:33	64.1	64.2	63.9	65.7	63.2
23/12/2023	19:38	64.7			65.7	63.5
23/12/2023	19:43	63.9			64.7	62.4
23/12/2023	19:48	64.0	63.4		65.4	62.1
23/12/2023	19:53	63.2			64.1	61.6
23/12/2023	19:58	63.0			64.9	61.7
23/12/2023	20:03	65.3	63.9	64.4	67.1	63.5
23/12/2023	20:08	63.3			64.8	61.4
23/12/2023	20:13	62.7			64.6	61.2
23/12/2023	20:18	65.3	64.8		67.1	64.6
23/12/2023	20:23	65.3			66.2	63.7
23/12/2023	20:28	63.7			65.6	62.5
23/12/2023	20:33	63.7	62.8	63.0	64.7	62.6
23/12/2023	20:38	62.9			64.7	61.7
23/12/2023	20:43	61.7			63.0	61.1
23/12/2023	20:48	64.3	63.2		65.1	62.7
23/12/2023	20:53	62.0			63.5	61.0
23/12/2023	20:58	62.9			64.2	61.7
23/12/2023	21:03	61.8	62.4	62.7	63.3	61.1
23/12/2023	21:08	62.2			63.8	60.6
23/12/2023	21:13	63.0			63.7	62.0
23/12/2023	21:18	61.5	62.9		62.2	60.5
23/12/2023	21:23	64.3			65.9	63.3
23/12/2023	21:28	62.5			64.3	61.6
23/12/2023	21:33	63.7	62.1	61.7	64.7	62.5
23/12/2023	21:38	61.3			62.6	59.5
23/12/2023	21:43	60.6			62.0	58.7
23/12/2023	21:48	61.0	61.3		62.8	60.4
23/12/2023	21:53	62.2			63.7	61.0
23/12/2023	21:58	60.6			61.5	59.9
23/12/2023	22:03	60.7	61.4	61.4	61.8	59.6
23/12/2023	22:08	62.2			63.1	61.3
23/12/2023	22:13	61.3			62.5	59.5
23/12/2023	22:18	60.3	61.4		62.2	59.7
23/12/2023	22:23	62.4			64.2	61.3
23/12/2023	22:28	61.2			62.6	59.9
23/12/2023	22:33	60.4	61.1	60.9	61.5	59.4
23/12/2023	22:38	61.4			62.0	60.0
23/12/2023	22:43	61.3			63.0	59.4
23/12/2023	22:48	60.3	60.7		62.0	59.1
23/12/2023	22:53	60.4			62.0	59.5
24/12/2023	22:58	61.3			63.2	60.6
		Mean	62.7	62.7		
		Maximum	64.8	64.4		
		Minimum	60.7	60.9		

Date	Start Time	Leq (5mins)	Leq (15mins)	Leq (30mins)	L10 (5mins)	L90 (5mins)
24/12/2023	19:03	66.8	64.6	65.5	67.7	64.9
24/12/2023	19:08	63.1			64.3	61.4
24/12/2023	19:13	62.7			63.3	62.1
24/12/2023	19:18	65.4	66.2		67.3	64.8
24/12/2023	19:23	66.6			67.8	65.2
24/12/2023	19:28	66.4			67.1	65.6
24/12/2023	19:33	64.8	65.1	64.8	66.3	63.2
24/12/2023	19:38	65.4			66.5	63.7
24/12/2023	19:43	65.1			65.9	63.9
24/12/2023	19:48	65.3	64.5		66.7	64.0
24/12/2023	19:53	64.6			66.4	63.6
24/12/2023	19:58	63.2			63.9	62.1
24/12/2023	20:03	64.9	64.5	63.9	65.8	63.3
24/12/2023	20:08	63.2			63.8	61.8
24/12/2023	20:13	65.1			65.8	63.4
24/12/2023	20:18	63.0	63.2		64.8	61.4
24/12/2023	20:23	62.6			64.4	61.0
24/12/2023	20:28	64.0			65.9	62.1
24/12/2023	20:33	62.5	63.0	63.1	63.7	61.4
24/12/2023	20:38	63.6			65.1	62.1
24/12/2023	20:43	62.9			63.7	61.6
24/12/2023	20:48	62.6	63.2		64.0	61.8
24/12/2023	20:53	62.3			64.2	60.6
24/12/2023	20:58	64.3			65.0	63.6
24/12/2023	21:03	62.5	62.3	62.3	64.1	61.9
24/12/2023	21:08	62.9			63.8	61.2
24/12/2023	21:13	61.5			62.8	59.9
24/12/2023	21:18	62.1	62.3		63.8	61.1
24/12/2023	21:23	61.4			62.2	59.5
24/12/2023	21:28	63.2			64.1	62.2
24/12/2023	21:33	62.4	62.5	62.1	64.0	61.1
24/12/2023	21:38	62.3			63.9	60.9
24/12/2023	21:43	62.8			63.7	61.2
24/12/2023	21:48	61.2	61.6		63.0	59.4
24/12/2023	21:53	61.6			62.4	60.0
24/12/2023	21:58	62.1			63.4	60.8
24/12/2023	22:03	60.2	60.4	61.1	61.3	58.3
24/12/2023	22:08	60.6			62.4	59.3
24/12/2023	22:13	60.4			61.0	59.3
24/12/2023	22:18	61.2	61.8		62.8	59.7
24/12/2023	22:23	62.2			62.9	61.4
24/12/2023	22:28	61.9			63.4	60.4
24/12/2023	22:33	61.6	61.0	61.1	62.3	60.6
24/12/2023	22:38	60.6			61.6	59.0
24/12/2023	22:43	60.8			62.7	60.2
24/12/2023	22:48	60.6	61.2		61.2	59.3
24/12/2023	22:53	61.2			62.9	60.6
24/12/2023	22:58	61.6			62.5	60.7
		Mean	63.0	63.0		
		Maximum	66.2	65.5		
		Minimum	60.4	61.1		

Date	Start Time	Leq (5mins)	Leq (15mins)	Leq (30mins)	L10 (5mins)	L90 (5mins)
25/12/2023	19:04	66.5	65.6	65.4	68.0	64.7
25/12/2023	19:09	65.0			65.8	63.8
25/12/2023	19:14	65.3			67.0	64.0
25/12/2023	19:19	66.7	65.2		67.8	65.7
25/12/2023	19:24	62.8			63.8	61.2
25/12/2023	19:29	65.2			66.0	63.9
25/12/2023	19:34	64.1	65.1	64.5	64.8	63.3
25/12/2023	19:39	64.2			65.2	62.4
25/12/2023	19:44	66.6			68.2	64.8
25/12/2023	19:49	63.7	63.7		65.1	61.8
25/12/2023	19:54	62.6			64.4	61.0
25/12/2023	19:59	64.6			65.5	63.6
25/12/2023	20:04	63.1	63.7	64.0	63.8	61.5
25/12/2023	20:09	62.8			64.5	61.5
25/12/2023	20:14	64.8			66.4	64.1
25/12/2023	20:19	62.8	64.3		63.6	61.9
25/12/2023	20:24	64.4			66.0	63.3
25/12/2023	20:29	65.3			66.4	64.7
25/12/2023	20:34	62.4	63.7	63.5	63.1	61.7
25/12/2023	20:39	65.4			66.3	64.8
25/12/2023	20:44	62.7			64.2	61.6
25/12/2023	20:49	63.0	63.3		64.6	62.4
25/12/2023	20:54	62.4			64.2	61.5
25/12/2023	20:59	64.3			64.9	63.3
25/12/2023	21:04	63.6	63.4	62.9	64.4	61.9
25/12/2023	21:09	62.6			63.8	61.0
25/12/2023	21:14	64.0			64.8	62.3
25/12/2023	21:19	62.9	62.4		63.5	61.6
25/12/2023	21:24	62.4			63.3	61.2
25/12/2023	21:29	61.8			62.7	60.6
25/12/2023	21:34	64.2	63.2	63.3	65.0	62.6
25/12/2023	21:39	63.4			64.1	61.6
25/12/2023	21:44	61.7			62.6	61.1
25/12/2023	21:49	63.9	63.4		64.7	62.6
25/12/2023	21:54	64.3			64.9	62.4
25/12/2023	21:59	61.3			63.1	60.0
25/12/2023	22:04	62.1	61.5	61.2	63.3	61.4
25/12/2023	22:09	61.5			62.9	59.6
25/12/2023	22:14	60.9			62.7	59.0
25/12/2023	22:19	60.3	60.9		61.0	59.6
25/12/2023	22:24	60.8			62.5	59.2
25/12/2023	22:29	61.6			62.3	60.1
25/12/2023	22:34	62.1	61.9	61.3	63.6	61.2
25/12/2023	22:39	61.4			62.4	59.7
25/12/2023	22:44	62.1			63.3	61.1
25/12/2023	22:49	60.7	60.7		61.8	59.7
25/12/2023	22:54	60.6			61.5	59.5
25/12/2023	22:59	60.7			61.6	60.0
		Mean	63.3	63.3		
		Maximum	65.6	65.4		
		Minimum	60.7	61.2		

Station: HC_M6

Date	Start Time	Leq (5mins)	Leq (15mins)	Leq (30mins)	L10 (5mins)	L90 (5mins)
26/12/2023	19:04	65.5	65.6	65.1	66.4	63.8
26/12/2023	19:09	65.5			67.0	64.6
26/12/2023	19:14	65.7			67.6	63.8
26/12/2023	19:19	65.1	64.5		66.5	63.6
26/12/2023	19:24	63.8			65.5	62.0
26/12/2023	19:29	64.4			66.2	62.8
26/12/2023	19:34	63.1	65.4	65.5	64.0	61.6
26/12/2023	19:39	66.3			67.8	65.5
26/12/2023	19:44	66.1			67.2	65.1
26/12/2023	19:49	66.5	65.6		67.9	65.6
26/12/2023	19:54	65.2			66.3	63.9
26/12/2023	19:59	65.1			65.7	63.6
26/12/2023	20:04	65.4	63.9	63.8	66.2	63.5
26/12/2023	20:09	62.9			64.4	62.0
26/12/2023	20:14	62.9			64.5	61.5
26/12/2023	20:19	62.3	63.6		64.2	60.9
26/12/2023	20:24	62.9			64.0	61.2
26/12/2023	20:29	65.1			66.0	63.3
26/12/2023	20:34	63.3	63.9	63.2	65.0	62.2
26/12/2023	20:39	62.4			63.3	61.5
26/12/2023	20:44	65.4			66.3	64.5
26/12/2023	20:49	62.6	62.3		64.0	60.7
26/12/2023	20:54	61.9			63.3	60.1
26/12/2023	20:59	62.4			63.3	61.6
26/12/2023	21:04	63.4	62.2	62.4	64.8	62.7
26/12/2023	21:09	61.5			62.2	60.7
26/12/2023	21:14	61.5			62.8	60.8
26/12/2023	21:19	61.2	62.6		63.0	60.6
26/12/2023	21:24	62.8			64.0	62.0
26/12/2023	21:29	63.4			65.3	62.8
26/12/2023	21:34	63.3	63.5	63.2	64.1	62.5
26/12/2023	21:39	63.0			64.3	61.9
26/12/2023	21:44	64.2			66.1	63.5
26/12/2023	21:49	61.6	62.7		62.9	60.8
26/12/2023	21:54	64.1			65.4	62.5
26/12/2023	21:59	62.1			63.4	61.0
26/12/2023	22:04	60.2	61.3	61.2	60.9	58.4
26/12/2023	22:09	62.1			63.4	60.5
26/12/2023	22:14	61.3			61.9	60.0
26/12/2023	22:19	60.4	61.1		61.5	59.6
26/12/2023	22:24	62.1			63.6	61.5
26/12/2023	22:29	60.7			62.6	58.9
26/12/2023	22:34	60.7	60.8	61.0	61.8	59.4
26/12/2023	22:39	60.7			61.9	59.0
26/12/2023	22:44	61.0			62.1	59.1
26/12/2023	22:49	60.6	61.1		61.5	59.5
26/12/2023	22:54	60.2			61.6	59.1
26/12/2023	22:59	62.3			63.4	60.9
		Mean	63.1	63.2		
		Maximum	65.6	65.5		
		Minimum	60.8	61.0		

Date	Start Time	Leq (5mins)	Leq (15mins)	Leq (30mins)	L10 (5mins)	L90 (5mins)
27/12/2023	19:01	65.3	65.4	64.7	67.1	64.6
27/12/2023	19:06	66.5			68.4	65.7
27/12/2023	19:11	64.0			64.6	62.2
27/12/2023	19:16	64.5	63.9		65.5	63.3
27/12/2023	19:21	63.2			64.1	61.4
27/12/2023	19:26	63.9			65.7	62.0
27/12/2023	19:31	64.6	65.6	65.6	65.4	63.5
27/12/2023	19:36	66.7			68.4	64.9
27/12/2023	19:41	65.3			67.1	63.5
27/12/2023	19:46	63.9	65.6		65.1	62.5
27/12/2023	19:51	65.7			66.3	64.3
27/12/2023	19:56	66.8			67.6	65.6
27/12/2023	20:01	64.2	64.3	64.6	65.3	62.3
27/12/2023	20:06	63.1			63.9	62.2
27/12/2023	20:11	65.2			67.1	63.4
27/12/2023	20:16	65.3	65.0		67.2	63.5
27/12/2023	20:21	64.8			65.5	63.9
27/12/2023	20:26	64.9			66.3	64.1
27/12/2023	20:31	65.3	64.5	63.8	66.5	64.2
27/12/2023	20:36	63.2			64.3	61.3
27/12/2023	20:41	64.7			66.5	63.1
27/12/2023	20:46	62.8	63.0		64.1	61.5
27/12/2023	20:51	63.6			64.5	62.7
27/12/2023	20:56	62.5			63.7	61.1
27/12/2023	21:01	63.0	63.7	63.2	63.8	61.9
27/12/2023	21:06	63.9			64.9	62.0
27/12/2023	21:11	64.0			65.7	62.9
27/12/2023	21:16	63.1	62.6		64.8	62.4
27/12/2023	21:21	61.5			62.3	60.8
27/12/2023	21:26	63.0			64.8	62.3
27/12/2023	21:31	63.3	63.1	63.0	65.2	61.6
27/12/2023	21:36	64.0			65.2	62.1
27/12/2023	21:41	61.8			63.6	61.2
27/12/2023	21:46	62.0	62.9		63.3	61.0
27/12/2023	21:51	62.0			63.4	60.9
27/12/2023	21:56	64.3			65.8	62.8
27/12/2023	22:01	62.8	62.9	62.2	64.0	61.8
27/12/2023	22:06	62.4			63.2	61.7
27/12/2023	22:11	63.5			65.1	61.9
27/12/2023	22:16	61.9	61.3		63.2	61.3
27/12/2023	22:21	60.9			62.4	59.8
27/12/2023	22:26	61.0			62.8	60.1
27/12/2023	22:31	62.2	62.0	61.8	63.3	61.2
27/12/2023	22:36	62.0			62.9	60.6
27/12/2023	22:41	61.8			62.9	60.2
27/12/2023	22:46	61.0	61.6		62.9	59.3
27/12/2023	22:51	62.2			62.8	61.4
27/12/2023	22:56	61.6			63.3	59.7
		Mean	63.6	63.6		
		Maximum	65.6	65.6		
		Minimum	61.3	61.8		

Date	Start Time	Leq (5mins)	Leq (15mins)	Leq (30mins)	L10 (5mins)	L90 (5mins)
28/12/2023	19:01	63.7	63.3	63.9	64.3	63.1
28/12/2023	19:06	62.7			63.8	60.8
28/12/2023	19:11	63.4			64.2	61.9
28/12/2023	19:16	64.4	64.5		66.2	62.6
28/12/2023	19:21	64.9			66.5	64.0
28/12/2023	19:26	64.1			65.4	62.8
28/12/2023	19:31	63.2	64.5	64.3	65.1	62.1
28/12/2023	19:36	66.5			67.3	64.6
28/12/2023	19:41	62.9			64.4	61.7
28/12/2023	19:46	64.2	64.0		65.7	63.5
28/12/2023	19:51	64.7			66.2	63.2
28/12/2023	19:56	62.8			64.4	61.0
28/12/2023	20:01	62.8	64.3	64.8	63.6	61.5
28/12/2023	20:06	66.2			68.1	65.4
28/12/2023	20:11	63.2			64.5	62.1
28/12/2023	20:16	65.0	65.2		66.6	63.1
28/12/2023	20:21	65.1			66.0	63.9
28/12/2023	20:26	65.4			66.7	64.5
28/12/2023	20:31	63.3	64.0	64.2	64.9	62.6
28/12/2023	20:36	65.1			66.3	63.8
28/12/2023	20:41	63.5			64.5	62.6
28/12/2023	20:46	63.6	64.4		64.8	61.7
28/12/2023	20:51	65.1			65.7	63.3
28/12/2023	20:56	64.5			65.1	63.3
28/12/2023	21:01	65.1	63.4	63.3	65.7	63.3
28/12/2023	21:06	62.4			64.1	61.4
28/12/2023	21:11	62.0			63.4	61.4
28/12/2023	21:16	63.0	63.3		64.9	61.6
28/12/2023	21:21	63.9			65.3	62.7
28/12/2023	21:26	62.8			63.6	61.8
28/12/2023	21:31	63.0	62.8	63.2	64.9	61.1
28/12/2023	21:36	62.0			63.9	60.6
28/12/2023	21:41	63.3			64.9	61.5
28/12/2023	21:46	62.9	63.6		64.7	62.1
28/12/2023	21:51	63.8			64.5	62.9
28/12/2023	21:56	64.1			65.2	62.2
28/12/2023	22:01	63.5	62.7	62.2	64.4	62.0
28/12/2023	22:06	61.3			62.9	59.6
28/12/2023	22:11	63.1			64.7	61.6
28/12/2023	22:16	63.3	61.7		64.9	61.6
28/12/2023	22:21	60.4			61.8	59.1
28/12/2023	22:26	60.7			61.7	59.5
28/12/2023	22:31	60.3	61.6	61.5	61.9	58.7
28/12/2023	22:36	61.9			63.6	60.5
28/12/2023	22:41	62.3			64.1	61.5
28/12/2023	22:46	61.9	61.5		62.9	60.4
28/12/2023	22:51	61.0			62.5	60.0
28/12/2023	22:56	61.6			62.8	60.9
		Mean	63.4	63.4		
		Maximum	65.2	64.8		
		Minimum	61.5	61.5		

Station: HC_M6

Date	Start Time	Leq (5mins)	Leq (15mins)	Leq (30mins)	L10 (5mins)	L90 (5mins)
29/12/2023	19:03	66.2	66.5	66.1	67.4	65.6
29/12/2023	19:08	66.5			67.9	65.7
29/12/2023	19:13	66.9			67.6	65.2
29/12/2023	19:18	64.5	65.6		66.3	63.0
29/12/2023	19:23	66.4			67.0	65.7
29/12/2023	19:28	65.7			67.4	64.0
29/12/2023	19:33	65.1	65.7	65.2	66.1	64.0
29/12/2023	19:38	66.6			67.8	65.9
29/12/2023	19:43	65.3			66.1	63.8
29/12/2023	19:48	65.0	64.7		66.5	64.0
29/12/2023	19:53	65.1			67.0	63.9
29/12/2023	19:58	63.9			65.1	62.7
29/12/2023	20:03	66.2	65.6	64.8	67.8	65.1
29/12/2023	20:08	63.9			65.4	62.8
29/12/2023	20:13	66.4			67.2	65.0
29/12/2023	20:18	65.3	63.8		66.8	64.0
29/12/2023	20:23	63.1			65.0	61.9
29/12/2023	20:28	62.6			63.7	61.6
29/12/2023	20:33	63.8	63.7	64.1	65.0	63.0
29/12/2023	20:38	63.7			64.3	62.5
29/12/2023	20:43	63.6			65.1	61.7
29/12/2023	20:48	65.3	64.5		66.5	63.9
29/12/2023	20:53	64.6			66.1	63.1
29/12/2023	20:58	63.5			64.7	62.4
29/12/2023	21:03	63.0	63.4	63.3	64.4	61.6
29/12/2023	21:08	64.6			66.3	63.2
29/12/2023	21:13	62.2			63.0	61.5
29/12/2023	21:18	63.5	63.1		65.1	62.2
29/12/2023	21:23	64.0			65.1	63.2
29/12/2023	21:28	61.6			62.9	60.1
29/12/2023	21:33	61.4	62.4	62.4	62.5	60.4
29/12/2023	21:38	62.6			63.6	61.0
29/12/2023	21:43	63.1			64.0	61.8
29/12/2023	21:48	63.1	62.3		64.8	61.3
29/12/2023	21:53	62.0			63.7	60.4
29/12/2023	21:58	61.7			63.5	60.8
29/12/2023	22:03	61.6	61.4	62.5	63.0	59.9
29/12/2023	22:08	61.3			62.3	59.5
29/12/2023	22:13	61.3			62.4	60.1
29/12/2023	22:18	63.9	63.3		65.0	62.6
29/12/2023	22:23	63.0			64.7	62.3
29/12/2023	22:28	63.0			64.1	61.9
29/12/2023	22:33	61.6	61.6	61.2	62.3	60.2
29/12/2023	22:38	60.8			62.7	59.9
29/12/2023	22:43	62.4			63.3	61.2
29/12/2023	22:48	60.8	60.7		61.5	60.2
29/12/2023	22:53	61.0			61.8	59.1
29/12/2023	22:58	60.4			61.6	59.3
		Mean	63.7	63.7		
		Maximum	66.5	66.1		
		Minimum	60.7	61.2		

Date	Start Time	Leq (5mins)	Leq (15mins)	Leq (30mins)	L10 (5mins)	L90 (5mins)
30/12/2023	19:03	66.8	65.1	64.9	68.6	64.9
30/12/2023	19:08	62.7			63.6	61.5
30/12/2023	19:13	64.7			66.6	63.1
30/12/2023	19:18	64.5	64.7		66.2	62.9
30/12/2023	19:23	66.2			67.7	64.7
30/12/2023	19:28	62.8			63.6	60.9
30/12/2023	19:33	65.4	65.6	65.9	67.2	63.8
30/12/2023	19:38	66.7			67.5	65.7
30/12/2023	19:43	64.5			65.2	63.6
30/12/2023	19:48	66.4	66.1		67.0	64.5
30/12/2023	19:53	65.2			66.3	64.6
30/12/2023	19:58	66.5			67.2	65.9
30/12/2023	20:03	65.8	64.4	64.6	66.6	65.0
30/12/2023	20:08	63.1			64.6	61.4
30/12/2023	20:13	64.0			64.9	63.3
30/12/2023	20:18	66.9	64.7		68.7	65.2
30/12/2023	20:23	63.3			64.0	61.5
30/12/2023	20:28	62.7			63.7	61.4
30/12/2023	20:33	63.5	63.0	63.5	65.0	61.8
30/12/2023	20:38	62.9			63.9	61.4
30/12/2023	20:43	62.6			63.4	61.7
30/12/2023	20:48	62.6	63.9		64.4	61.6
30/12/2023	20:53	64.2			65.9	63.0
30/12/2023	20:58	64.6			65.3	63.8
30/12/2023	21:03	63.3	63.7	63.7	64.6	62.6
30/12/2023	21:08	62.7			63.3	61.7
30/12/2023	21:13	64.9			66.0	63.3
30/12/2023	21:18	65.2	63.7		66.6	64.1
30/12/2023	21:23	62.3			63.3	60.7
30/12/2023	21:28	63.0			64.6	61.7
30/12/2023	21:33	61.2	62.7	62.3	62.7	59.5
30/12/2023	21:38	63.9			64.7	62.5
30/12/2023	21:43	62.6			64.4	61.4
30/12/2023	21:48	62.4	61.9		63.0	61.0
30/12/2023	21:53	61.6			62.9	60.0
30/12/2023	21:58	61.7			62.9	61.0
30/12/2023	22:03	61.7	62.6	62.7	63.1	60.1
30/12/2023	22:08	61.9			63.7	60.6
30/12/2023	22:13	63.9			64.5	62.2
30/12/2023	22:18	63.7	62.8		65.2	63.0
30/12/2023	22:23	61.5			63.3	59.8
30/12/2023	22:28	63.0			64.6	61.9
30/12/2023	22:33	62.1	61.1	61.3	64.0	61.2
30/12/2023	22:38	60.9			62.5	59.2
30/12/2023	22:43	60.2			61.8	59.0
30/12/2023	22:48	61.7	61.4		62.8	61.1
30/12/2023	22:53	61.9			63.3	60.6
30/12/2023	22:58	60.4			61.8	59.1
		Mean	63.6	63.6		
		Maximum	66.1	65.9		
		Minimum	61.1	61.3		

Date	Start Time	Leq (5mins)	Leq (15mins)	Leq (30mins)	L10 (5mins)	L90 (5mins)
31/12/2023	19:03	65.0	63.9	65.0	66.8	63.4
31/12/2023	19:08	63.7			64.3	61.9
31/12/2023	19:13	62.8			63.6	61.2
31/12/2023	19:18	66.5	65.9		68.2	65.2
31/12/2023	19:23	64.4			65.9	63.7
31/12/2023	19:28	66.4			67.5	65.7
31/12/2023	19:33	66.2	64.6	64.9	67.6	64.7
31/12/2023	19:38	62.8			64.7	61.8
31/12/2023	19:43	64.2			66.1	62.9
31/12/2023	19:48	64.0	65.1		65.5	62.9
31/12/2023	19:53	66.7			67.7	65.2
31/12/2023	19:58	64.2			65.8	63.6
31/12/2023	20:03	65.5	65.2	65.0	66.3	63.8
31/12/2023	20:08	64.1			65.1	63.2
31/12/2023	20:13	65.9			66.6	64.6
31/12/2023	20:18	62.8	64.8		64.3	61.7
31/12/2023	20:23	63.7			64.9	62.6
31/12/2023	20:28	66.8			68.2	65.8
31/12/2023	20:33	64.8	63.7	64.1	65.9	64.1
31/12/2023	20:38	63.0			64.7	62.4
31/12/2023	20:43	63.1			64.8	62.5
31/12/2023	20:48	65.4	64.4		66.2	64.5
31/12/2023	20:53	64.3			65.5	63.7
31/12/2023	20:58	63.4			64.7	62.2
31/12/2023	21:03	65.0	64.8	64.2	66.5	63.8
31/12/2023	21:08	65.2			66.0	64.0
31/12/2023	21:13	64.2			66.0	62.8
31/12/2023	21:18	63.2	63.5		63.8	62.5
31/12/2023	21:23	65.0			66.1	64.1
31/12/2023	21:28	61.6			62.7	60.3
31/12/2023	21:33	61.8	62.5	62.3	63.2	60.0
31/12/2023	21:38	63.5			65.0	62.8
31/12/2023	21:43	62.1			63.8	60.7
31/12/2023	21:48	61.4	62.1		62.6	60.8
31/12/2023	21:53	62.4			63.5	61.3
31/12/2023	21:58	62.5			64.0	60.6
31/12/2023	22:03	63.5	63.0	63.2	65.1	62.4
31/12/2023	22:08	62.7			63.9	62.0
31/12/2023	22:13	62.9			63.9	62.2
31/12/2023	22:18	62.8	63.3		64.2	62.0
31/12/2023	22:23	63.3			64.6	62.3
31/12/2023	22:28	63.7			65.6	62.0
31/12/2023	22:33	62.7	62.8	62.2	64.2	60.9
31/12/2023	22:38	63.6			64.7	61.8
31/12/2023	22:43	62.1			63.9	61.2
31/12/2023	22:48	61.6	61.5		62.6	60.9
31/12/2023	22:53	62.1			63.0	60.8
31/12/2023	22:58	60.8			62.4	60.1
		Mean	63.8	63.9		
		Maximum	65.9	65.0		
		Minimum	61.5	62.2		

Station: HC_M6

Date	Start Time	Leq (5mins)	Leq (15mins)	Leq (30mins)	L10 (5mins)	L90 (5mins)
1/1/2024	19:02	64.0	64.5	65.1	65.8	62.3
1/1/2024	19:07	62.7			63.5	62.1
1/1/2024	19:12	66.2			66.8	65.0
1/1/2024	19:17	66.4	65.5		67.2	65.1
1/1/2024	19:22	66.2			66.9	65.1
1/1/2024	19:27	63.4			65.1	61.7
1/1/2024	19:32	63.5	64.6	65.0	64.9	62.1
1/1/2024	19:37	63.4			65.0	62.6
1/1/2024	19:42	66.2			67.8	64.9
1/1/2024	19:47	65.5	65.3		66.7	64.5
1/1/2024	19:52	63.4			64.8	62.7
1/1/2024	19:57	66.5			67.2	64.7
1/1/2024	20:02	65.4	65.9	65.5	66.4	63.9
1/1/2024	20:07	65.5			66.4	63.9
1/1/2024	20:12	66.8			68.7	66.0
1/1/2024	20:17	65.1	64.9		66.4	63.3
1/1/2024	20:22	65.3			66.5	64.7
1/1/2024	20:27	64.3			65.3	63.5
1/1/2024	20:32	64.7	65.1	64.9	65.5	63.2
1/1/2024	20:37	65.8			67.5	64.3
1/1/2024	20:42	64.8			66.7	64.2
1/1/2024	20:47	64.6	64.7		65.4	63.6
1/1/2024	20:52	65.3			66.5	64.3
1/1/2024	20:57	64.1			65.3	62.5
1/1/2024	21:02	63.5	63.7	64.1	64.6	62.6
1/1/2024	21:07	64.8			65.6	63.2
1/1/2024	21:12	62.4			63.5	60.9
1/1/2024	21:17	64.4	64.4		66.3	63.7
1/1/2024	21:22	65.4			66.2	63.8
1/1/2024	21:27	63.1			64.3	61.6
1/1/2024	21:32	64.1	63.4	63.5	66.0	63.2
1/1/2024	21:37	62.3			63.9	60.4
1/1/2024	21:42	63.6			65.4	62.6
1/1/2024	21:47	64.0	63.6		65.6	62.5
1/1/2024	21:52	63.1			64.0	61.6
1/1/2024	21:57	63.7			65.0	61.9
1/1/2024	22:02	61.9	61.8	62.8	63.3	60.2
1/1/2024	22:07	61.2			63.1	59.6
1/1/2024	22:12	62.3			63.8	61.7
1/1/2024	22:17	64.1	63.5		65.7	62.3
1/1/2024	22:22	63.1			64.7	61.7
1/1/2024	22:27	63.3			64.0	62.4
1/1/2024	22:32	62.4	63.0	63.1	63.5	60.9
1/1/2024	22:37	63.2			64.8	62.6
1/1/2024	22:42	63.4			64.9	62.7
1/1/2024	22:47	63.8	63.2		64.4	62.6
1/1/2024	22:52	63.5			65.4	62.5
1/1/2024	22:57	62.2			63.6	60.9
		Mean	64.2	64.2		
		Maximum	65.9	65.5		
		Minimum	61.8	62.8		

Date	Start Time	Leq (5mins)	Leq (15mins)	Leq (30mins)	L10 (5mins)	L90 (5mins)
2/1/2024	19:02	62.7	63.6	64.2	63.7	62.1
2/1/2024	19:07	62.9			64.0	61.2
2/1/2024	19:12	64.8			66.4	63.4
2/1/2024	19:17	64.4	64.7		65.9	63.1
2/1/2024	19:22	66.2			66.8	65.5
2/1/2024	19:27	63.0			64.0	62.4
2/1/2024	19:32	64.1	65.0	64.9	65.3	62.4
2/1/2024	19:37	63.3			64.4	62.4
2/1/2024	19:42	66.7			67.3	65.7
2/1/2024	19:47	63.6	64.8		64.4	62.0
2/1/2024	19:52	65.2			66.8	64.1
2/1/2024	19:57	65.4			66.4	63.9
2/1/2024	20:02	65.2	64.9	64.9	67.0	64.2
2/1/2024	20:07	64.0			64.9	62.7
2/1/2024	20:12	65.3			66.6	64.1
2/1/2024	20:17	62.8	64.9		64.2	61.6
2/1/2024	20:22	64.3			65.2	62.9
2/1/2024	20:27	66.6			68.4	65.6
2/1/2024	20:32	66.9	65.3	64.4	68.7	65.3
2/1/2024	20:37	65.3			66.0	63.8
2/1/2024	20:42	63.0			64.1	62.4
2/1/2024	20:47	63.5	63.3		65.2	62.9
2/1/2024	20:52	62.4			64.1	61.6
2/1/2024	20:57	63.8			65.6	63.1
2/1/2024	21:02	63.7	64.0	64.3	64.3	63.0
2/1/2024	21:07	65.2			66.9	63.5
2/1/2024	21:12	62.9			64.7	62.1
2/1/2024	21:17	65.0	64.6		66.5	63.7
2/1/2024	21:22	63.4			64.5	62.2
2/1/2024	21:27	65.1			66.0	64.1
2/1/2024	21:32	63.1	62.7	62.3	64.3	62.0
2/1/2024	21:37	62.2			63.6	60.7
2/1/2024	21:42	62.7			64.1	61.8
2/1/2024	21:47	61.8	61.8		63.7	60.7
2/1/2024	21:52	61.3			62.4	59.8
2/1/2024	21:57	62.2			64.1	60.4
2/1/2024	22:02	64.3	63.8	63.1	66.1	62.4
2/1/2024	22:07	63.2			64.9	61.3
2/1/2024	22:12	63.8			65.2	62.5
2/1/2024	22:17	62.9	62.3		64.6	61.0
2/1/2024	22:22	62.1			63.5	61.5
2/1/2024	22:27	61.7			62.7	60.8
2/1/2024	22:32	62.8	62.4	62.0	63.4	61.7
2/1/2024	22:37	62.2			63.7	61.2
2/1/2024	22:42	62.2			63.7	60.6
2/1/2024	22:47	61.9	61.6		63.4	61.3
2/1/2024	22:52	61.6			63.1	59.8
2/1/2024	22:57	61.2			61.8	59.7
		Mean	63.7	63.8		
		Maximum	65.3	64.9		
		Minimum	61.6	62.0		

Summary of Noise Monitoring Results during 19:00 - 23:00 at HC_M6		
	Leq (15mins)	**Leq (30mins)**
Mean	63.3	63.3
Maximum	66.5	66.1
Minimum	60.0	60.6

Appendix 3-9 Baseline Noise Monitoring Data – 23:00 - 07:00 on the next day at HC_M6

Station: HC_M6

Date	Start Time	Leq (5mins)	Leq (15mins)	Leq (30mins)	L10 (5mins)	L90 (5mins)
20/12/2023	23:00	59.9	59.6	59.6	61.2	56.2
20/12/2023	23:05	59.5			60.7	55.6
20/12/2023	23:10	59.5			60.7	57.4
20/12/2023	23:15	59.5	59.6		62.4	57.4
20/12/2023	23:20	60.1			61.5	58.5
20/12/2023	23:25	59.1			63.2	55.0
20/12/2023	23:30	59.1	59.5	58.6	61.5	55.5
20/12/2023	23:35	60.5			64.1	58.3
20/12/2023	23:40	58.6			60.2	56.9
20/12/2023	23:45	58.9	57.5		62.4	57.6
20/12/2023	23:50	56.4			57.9	54.0
20/12/2023	23:55	56.9			60.9	54.2
		Mean	59.1	59.1		
		Maximum	59.6	59.6		
		Minimum	57.5	58.6		

Date	Start Time	Leq (5mins)	Leq (15mins)	Leq (30mins)	L10 (5mins)	L90 (5mins)
21/12/2023	0:00	59.7	59.0	59.2	61.6	56.6
21/12/2023	0:05	58.8			62.5	53.4
21/12/2023	0:10	58.4			62.4	52.9
21/12/2023	0:15	59.6	59.4		61.8	53.1
21/12/2023	0:20	59.6			63.6	51.9
21/12/2023	0:25	59.1			61.3	50.5
21/12/2023	0:30	59.6	58.3	58.5	61.5	51.7
21/12/2023	0:35	57.8			60.8	52.8
21/12/2023	0:40	57.0			60.3	50.7
21/12/2023	0:45	59.2	58.8		60.9	51.5
21/12/2023	0:50	58.5			60.3	51.3
21/12/2023	0:55	58.6			60.6	50.0
21/12/2023	1:00	59.0	58.4	58.9	61.1	51.8
21/12/2023	1:05	57.3			60.3	52.5
21/12/2023	1:10	58.7			62.5	53.1
21/12/2023	1:15	60.2	59.4		62.2	52.8
21/12/2023	1:20	58.3			60.3	51.3
21/12/2023	1:25	59.6			63.2	53.0
21/12/2023	1:30	58.2	59.0	58.7	60.3	52.8
21/12/2023	1:35	59.6			62.0	49.9
21/12/2023	1:40	59.1			63.1	51.9
21/12/2023	1:45	56.4	58.4		59.8	53.1
21/12/2023	1:50	60.2			63.2	52.7
21/12/2023	1:55	57.7			60.6	51.7
21/12/2023	2:00	56.2	57.1	58.1	59.2	50.6
21/12/2023	2:05	58.3			61.0	53.7
21/12/2023	2:10	56.5			59.0	50.9
21/12/2023	2:15	59.3	58.9		60.8	50.7
21/12/2023	2:20	58.3			62.0	53.3
21/12/2023	2:25	59.1			62.8	50.6
21/12/2023	2:30	57.3	59.1	58.7	60.6	53.3
21/12/2023	2:35	59.3			61.1	53.4
21/12/2023	2:40	60.2			61.9	50.4
21/12/2023	2:45	58.9	58.3		61.6	52.0
21/12/2023	2:50	59.0			62.9	52.1
21/12/2023	2:55	56.7			60.8	51.8
21/12/2023	3:00	58.9	59.5	58.8	62.6	49.6
21/12/2023	3:05	60.2			62.3	52.6
21/12/2023	3:10	59.2			60.7	53.6
21/12/2023	3:15	56.4	58.1		59.6	50.3
21/12/2023	3:20	59.7			63.8	52.7
21/12/2023	3:25	57.4			58.8	52.0
21/12/2023	3:30	57.6	57.6	57.6	61.7	51.6
21/12/2023	3:35	56.8			58.4	51.9
21/12/2023	3:40	58.3			60.3	51.9
21/12/2023	3:45	56.5	57.5		59.9	52.1
21/12/2023	3:50	57.3			60.2	51.1
21/12/2023	3:55	58.5			60.5	50.5
21/12/2023	4:00	58.3	58.7	59.0	60.9	52.2
21/12/2023	4:05	60.3			64.1	51.5
21/12/2023	4:10	57.0			59.5	50.4
21/12/2023	4:15	59.9	59.3		62.1	51.3
21/12/2023	4:20	60.0			61.8	54.6
21/12/2023	4:25	57.4			59.9	51.1
21/12/2023	4:30	59.5	58.5	58.8	62.5	52.7
21/12/2023	4:35	56.5			58.3	52.6
21/12/2023	4:40	58.9			61.1	53.3
21/12/2023	4:45	58.2	59.1		59.4	53.2
21/12/2023	4:50	59.0			61.8	54.0
21/12/2023	4:55	60.0			63.6	54.0
21/12/2023	5:00	57.9	57.7	57.7	61.4	53.6
21/12/2023	5:05	56.2			59.1	53.4
21/12/2023	5:10	58.6			59.9	53.4
21/12/2023	5:15	56.8	57.7		60.0	54.2
21/12/2023	5:20	58.3			60.4	55.5
21/12/2023	5:25	57.9			61.5	52.5
21/12/2023	5:30	57.8	58.0	59.4	60.0	54.6
21/12/2023	5:35	56.3			59.4	55.2
21/12/2023	5:40	59.4			62.6	53.9
21/12/2023	5:45	61.4	60.5		63.6	58.1
21/12/2023	5:50	60.1			61.6	53.1
21/12/2023	5:55	59.8			60.6	56.1
21/12/2023	6:00	60.3	60.4	60.2	62.0	55.0
21/12/2023	6:05	60.1			60.8	57.9
21/12/2023	6:10	60.7			61.8	58.1
21/12/2023	6:15	58.8	60.0		59.6	55.7
21/12/2023	6:20	59.2			59.9	57.7
21/12/2023	6:25	61.4			62.7	56.7
21/12/2023	6:30	59.6	59.3	60.9	60.8	55.7
21/12/2023	6:35	59.8			61.4	56.6
21/12/2023	6:40	58.4			59.5	57.1
21/12/2023	6:45	60.7	62.1		62.6	57.8
21/12/2023	6:50	62.9			64.1	55.4
21/12/2023	6:55	62.4			63.4	55.9

21/12/2023	23:00	58.3	60.5	59.8	59.3	57.3
21/12/2023	23:05	61.2			62.6	60.1
21/12/2023	23:10	61.4			62.0	60.6
21/12/2023	23:15	59.2	58.9		60.7	58.1
21/12/2023	23:20	59.2			60.8	57.7
21/12/2023	23:25	58.3			59.8	56.5
21/12/2023	23:30	60.5	60.0	59.4	61.4	59.9
21/12/2023	23:35	60.5			61.1	58.8
21/12/2023	23:40	58.7			59.9	57.1
21/12/2023	23:45	60.5	58.8		61.3	59.2
21/12/2023	23:50	58.3			59.5	57.5
21/12/2023	23:55	56.9			58.6	56.0
		Mean	58.9	59.0		
		Maximum	62.1	60.9		
		Minimum	57.1	57.6		

Station: HC_M6

Date	Start Time	Leq (5mins)	Leq (15mins)	Leq (30mins)	L10 (5mins)	L90 (5mins)
22/12/2023	0:00	59.7			61.4	58.7
22/12/2023	0:05	56.6	58.0		58.1	55.4
22/12/2023	0:10	57.0		58.2	58.2	55.8
22/12/2023	0:15	58.6			59.5	57.7
22/12/2023	0:20	58.5	58.3		59.6	57.5
22/12/2023	0:25	57.9			58.5	57.1
22/12/2023	0:30	56.5			57.1	55.8
22/12/2023	0:35	57.6	58.0		58.7	56.0
22/12/2023	0:40	59.3		57.8	61.0	58.4
22/12/2023	0:45	58.7			60.3	57.4
22/12/2023	0:50	56.6	57.7		57.9	54.9
22/12/2023	0:55	57.5			58.1	56.2
22/12/2023	1:00	57.9			58.7	56.6
22/12/2023	1:05	57.3	57.7		58.9	55.6
22/12/2023	1:10	57.9		57.8	58.7	56.2
22/12/2023	1:15	57.7			58.3	57.0
22/12/2023	1:20	57.0	57.9		58.0	55.2
22/12/2023	1:25	58.8			60.1	57.6
22/12/2023	1:30	60.0			61.4	59.2
22/12/2023	1:35	57.9	58.8		59.5	56.4
22/12/2023	1:40	58.3		59.1	59.2	57.2
22/12/2023	1:45	59.2			60.0	58.5
22/12/2023	1:50	58.7	59.4		59.6	57.7
22/12/2023	1:55	60.1			61.7	59.5
22/12/2023	2:00	59.1			60.3	57.7
22/12/2023	2:05	59.4	58.6		60.5	57.6
22/12/2023	2:10	56.8		58.4	58.0	55.2
22/12/2023	2:15	58.7			59.8	57.1
22/12/2023	2:20	58.9	58.2		60.5	58.1
22/12/2023	2:25	56.6			57.5	54.7
22/12/2023	2:30	58.2			60.0	56.9
22/12/2023	2:35	59.5	58.7		61.4	58.4
22/12/2023	2:40	58.3		58.6	60.0	56.5
22/12/2023	2:45	56.3			57.1	55.4
22/12/2023	2:50	59.1	58.5		60.1	58.2
22/12/2023	2:55	59.5			60.1	58.9
22/12/2023	3:00	59.8			61.1	58.7
22/12/2023	3:05	59.6	59.3		60.5	58.5
22/12/2023	3:10	58.4		59.4	59.3	56.8
22/12/2023	3:15	58.0			59.8	56.7
22/12/2023	3:20	59.8	59.5		61.6	58.3
22/12/2023	3:25	60.4			61.6	58.9
22/12/2023	3:30	60.2			62.1	59.4
22/12/2023	3:35	60.1	59.3		61.0	59.3
22/12/2023	3:40	56.6		59.5	58.0	55.2
22/12/2023	3:45	59.6			61.4	58.3
22/12/2023	3:50	60.2	59.7		60.8	59.5
22/12/2023	3:55	59.3			60.7	58.6
22/12/2023	4:00	57.1			58.6	56.1
22/12/2023	4:05	59.2	58.2		60.6	57.8
22/12/2023	4:10	58.0		59.0	59.4	57.0
22/12/2023	4:15	58.9			59.9	57.0
22/12/2023	4:20	60.3	59.7		62.0	59.2
22/12/2023	4:25	59.8			60.9	58.5
22/12/2023	4:30	58.6			59.5	57.5
22/12/2023	4:35	58.3	58.6		59.1	57.0
22/12/2023	4:40	58.9		59.1	60.1	57.9
22/12/2023	4:45	60.2			60.9	59.5
22/12/2023	4:50	59.1	59.5		60.9	58.1
22/12/2023	4:55	59.0			60.4	58.1
22/12/2023	5:00	58.4			59.7	56.9
22/12/2023	5:05	56.6	58.4		57.9	54.8
22/12/2023	5:10	59.7		57.7	61.1	58.4
22/12/2023	5:15	57.0			57.6	55.2
22/12/2023	5:20	56.3	56.9		57.1	54.7
22/12/2023	5:25	57.3			58.2	55.8
22/12/2023	5:30	59.6			60.6	58.6
22/12/2023	5:35	59.5	59.9		61.2	58.7
22/12/2023	5:40	60.4		60.0	61.1	59.2
22/12/2023	5:45	59.3			60.4	57.9
22/12/2023	5:50	60.2	60.2		60.9	59.4
22/12/2023	5:55	60.9			62.1	59.8
22/12/2023	6:00	59.5			61.0	58.8
22/12/2023	6:05	58.9	60.0		59.6	58.0
22/12/2023	6:10	61.3		60.1	62.0	59.4
22/12/2023	6:15	61.3			63.0	59.7
22/12/2023	6:20	59.4	60.1		60.6	58.4
22/12/2023	6:25	59.3			61.2	57.8
22/12/2023	6:30	59.1			60.4	58.3
22/12/2023	6:35	59.6	59.4		61.4	58.5
22/12/2023	6:40	59.4		60.7	61.2	58.4
22/12/2023	6:45	61.3			62.9	59.6
22/12/2023	6:50	62.4	61.6		64.2	61.3
22/12/2023	6:55	61.1			61.8	60.1
22/12/2023	23:03	60.6			62.0	59.1
22/12/2023	23:08	58.3	59.2		59.4	56.8
22/12/2023	23:13	58.4		59.7	59.5	57.6
22/12/2023	23:18	59.8			61.1	58.1
22/12/2023	23:23	60.9	60.2		62.0	60.3
22/12/2023	23:28	59.7			60.6	59.0
22/12/2023	23:33	61.0			62.9	59.9
22/12/2023	23:38	58.8	59.6		59.5	57.3
22/12/2023	23:43	58.6		60.0	59.8	57.4
22/12/2023	23:48	60.7			61.7	60.1
22/12/2023	23:53	60.4	60.3		62.2	58.5
22/12/2023	23:58	59.8			61.3	58.4
		Mean	59.0	59.1		
		Maximum	61.6	60.7		
		Minimum	56.9	57.7		

Date	Start Time	Leq (5mins)	Leq (15mins)	Leq (30mins)	L10 (5mins)	L90 (5mins)
23/12/2023	0:03	58.9			60.2	57.9
23/12/2023	0:08	57.0	58.7		58.3	56.2
23/12/2023	0:13	59.8		58.2	61.4	58.0
23/12/2023	0:18	58.5			59.3	57.3
23/12/2023	0:23	57.4	57.5		58.3	56.4
23/12/2023	0:28	56.4			58.0	55.8
23/12/2023	0:33	59.8			61.6	59.2
23/12/2023	0:38	60.3	59.1		61.4	59.2
23/12/2023	0:43	56.3		58.5	56.9	55.3
23/12/2023	0:48	56.8			58.6	55.3
23/12/2023	0:53	58.9	57.8		60.3	57.3
23/12/2023	0:58	57.4			58.6	55.8
23/12/2023	1:03	57.9			59.0	56.2
23/12/2023	1:08	59.0	58.4		60.1	57.7
23/12/2023	1:13	58.1		58.6	60.0	56.4
23/12/2023	1:18	58.1			58.9	56.9
23/12/2023	1:23	57.6	58.7		58.7	55.8
23/12/2023	1:28	60.1			60.9	58.9
23/12/2023	1:33	58.1			60.0	56.8
23/12/2023	1:38	58.8	58.4		59.6	57.1
23/12/2023	1:43	58.2		58.7	59.1	57.2
23/12/2023	1:48	59.5			60.2	58.6
23/12/2023	1:53	57.9	59.0		59.6	56.7
23/12/2023	1:58	59.4			61.3	57.9
23/12/2023	2:03	59.6			60.4	57.9
23/12/2023	2:08	58.6	59.6		59.6	58.0
23/12/2023	2:13	60.4		58.9	61.5	59.4
23/12/2023	2:18	59.5			60.1	58.6
23/12/2023	2:23	57.0	58.1		57.8	55.1
23/12/2023	2:28	57.5			58.3	56.3
23/12/2023	2:33	57.1			58.4	55.4
23/12/2023	2:38	60.0	58.6		61.9	58.6
23/12/2023	2:43	58.2		58.2	59.8	56.3
23/12/2023	2:48	56.3			58.0	55.6
23/12/2023	2:53	58.6	57.7		60.2	57.7
23/12/2023	2:58	57.9			58.9	56.1
23/12/2023	3:03	58.5			60.2	57.9
23/12/2023	3:08	58.3	57.8		59.6	57.2
23/12/2023	3:13	56.2		57.4	56.9	55.0
23/12/2023	3:18	57.9			58.9	56.9
23/12/2023	3:23	56.2	56.9		57.6	55.4
23/12/2023	3:28	56.4			58.1	55.5
23/12/2023	3:33	57.3			58.4	55.8
23/12/2023	3:38	58.4	58.8		59.7	57.8
23/12/2023	3:43	60.1		58.2	61.5	58.5
23/12/2023	3:48	56.2			57.5	54.8
23/12/2023	3:53	56.2	57.6		56.9	55.6
23/12/2023	3:58	59.6			61.5	58.9
23/12/2023	4:03	58.8			60.1	57.0
23/12/2023	4:08	58.9	59.4		60.2	57.4
23/12/2023	4:13	60.4		58.8	61.2	59.7
23/12/2023	4:18	57.6			58.9	56.3
23/12/2023	4:23	56.3	58.0		58.1	55.0
23/12/2023	4:28	59.4			61.1	58.6
23/12/2023	4:33	58.7			59.4	58.1
23/12/2023	4:38	58.7	58.7		59.7	57.7
23/12/2023	4:43	58.6		58.3	59.7	57.6
23/12/2023	4:48	58.4			59.9	57.6
23/12/2023	4:53	56.2	57.9		57.7	54.7
23/12/2023	4:58	58.6			60.5	57.1
23/12/2023	5:03	57.6			58.3	56.2
23/12/2023	5:08	57.0	57.3		58.9	55.6
23/12/2023	5:13	57.2		58.4	58.0	56.0
23/12/2023	5:18	59.8			60.5	58.6
23/12/2023	5:23	57.7	59.2		59.0	57.0
23/12/2023	5:28	59.9			61.8	59.1
23/12/2023	5:33	56.3			57.7	54.8
23/12/2023	5:38	59.0	57.9		59.9	58.3
23/12/2023	5:43	58.0		58.9	59.7	56.8
23/12/2023	5:48	60.3			62.0	58.5
23/12/2023	5:53	56.5	59.8		57.1	55.4
23/12/2023	5:58	61.2			63.1	59.4
23/12/2023	6:03	58.8			59.4	57.2
23/12/2023	6:08	61.2	59.9		62.3	60.2
23/12/2023	6:13	59.4		59.9	60.3	58.7
23/12/2023	6:18	60.2			60.9	58.5
23/12/2023	6:23	59.2	59.9		59.9	57.9
23/12/2023	6:28	60.3			61.9	58.5
23/12/2023	6:33	58.5			59.4	56.8
23/12/2023	6:38	59.8	60.0		61.4	58.0
23/12/2023	6:43	61.2		59.6	62.6	59.6
23/12/2023	6:48	58.5			59.8	57.4
23/12/2023	6:53	58.5	59.1		59.4	56.7
23/12/2023	6:58	60.2			61.4	58.5
23/12/2023	23:03	60.5			61.8	59.6
23/12/2023	23:08	60.8	60.2		61.9	59.8
23/12/2023	23:13	59.0		60.2	60.4	57.5
23/12/2023	23:18	60.1			60.9	58.3
23/12/2023	23:23	60.7	60.3		62.3	59.6
23/12/2023	23:28	60.1			60.8	58.6
23/12/2023	23:33	60.8			62.2	59.1
23/12/2023	23:38	60.7	60.3		61.5	59.0
23/12/2023	23:43	59.3		60.2	61.0	57.9
23/12/2023	23:48	60.2			61.5	59.3
23/12/2023	23:53	61.0	60.1		62.1	60.1
23/12/2023	23:58	58.9			60.7	57.7
		Mean	58.8	58.8		
		Maximum	60.3	60.2		
		Minimum	56.9	57.4		

Station: HC_M6

Date	Start Time	Leq (5mins)	Leq (15mins)	Leq (30mins)	L10 (5mins)	L90 (5mins)
24/12/2023	0:03	59.5	59.0	58.6	60.1	58.3
24/12/2023	0:08	59.5			60.7	58.8
24/12/2023	0:13	57.7			59.2	56.3
24/12/2023	0:18	58.8	58.1		60.2	58.1
24/12/2023	0:23	56.5			57.2	55.7
24/12/2023	0:28	58.7			60.5	58.0
24/12/2023	0:33	59.9	59.6	59.3	60.8	58.7
24/12/2023	0:38	58.8			60.2	57.2
24/12/2023	0:43	60.0			61.9	59.3
24/12/2023	0:48	56.6	59.1		58.1	55.4
24/12/2023	0:53	60.0			60.9	58.5
24/12/2023	0:58	59.8			61.4	58.4
24/12/2023	1:03	60.1	59.5	59.6	61.5	59.3
24/12/2023	1:08	58.4			59.9	57.8
24/12/2023	1:13	59.8			60.6	58.6
24/12/2023	1:18	59.4	59.7		60.4	58.7
24/12/2023	1:23	60.3			62.1	59.5
24/12/2023	1:28	59.2			61.1	57.9
24/12/2023	1:33	59.2	59.3	59.2	60.0	57.3
24/12/2023	1:38	60.3			61.1	58.9
24/12/2023	1:43	58.3			58.9	56.5
24/12/2023	1:48	60.1	59.0		60.9	58.2
24/12/2023	1:53	58.6			59.8	57.5
24/12/2023	1:58	58.1			60.0	56.6
24/12/2023	2:03	57.7	59.1	58.4	58.5	56.0
24/12/2023	2:08	59.3			60.2	57.8
24/12/2023	2:13	59.9			61.2	58.9
24/12/2023	2:18	58.2	57.7		59.6	56.4
24/12/2023	2:23	57.0			58.4	56.4
24/12/2023	2:28	57.8			59.5	56.2
24/12/2023	2:33	59.2	58.0	57.9	60.2	58.0
24/12/2023	2:38	56.9			58.2	56.2
24/12/2023	2:43	57.6			58.6	56.0
24/12/2023	2:48	56.5	57.7		58.1	55.3
24/12/2023	2:53	57.8			59.4	57.1
24/12/2023	2:58	58.6			59.8	56.7
24/12/2023	3:03	60.4	60.1	59.2	61.3	59.2
24/12/2023	3:08	60.2			61.8	58.8
24/12/2023	3:13	59.7			60.9	59.0
24/12/2023	3:18	58.3	58.0		60.1	57.2
24/12/2023	3:23	58.1			59.8	56.9
24/12/2023	3:28	57.4			58.8	56.3
24/12/2023	3:33	59.0	59.3	58.9	60.6	57.8
24/12/2023	3:38	60.2			61.9	58.4
24/12/2023	3:43	58.4			59.0	57.7
24/12/2023	3:48	56.5	58.4		57.4	55.3
24/12/2023	3:53	59.2			60.0	57.9
24/12/2023	3:58	59.1			59.7	57.8
24/12/2023	4:03	59.3	58.7	58.7	60.1	57.6
24/12/2023	4:08	59.2			60.6	57.3
24/12/2023	4:13	57.5			58.5	56.3
24/12/2023	4:18	58.2	58.7		59.7	57.1
24/12/2023	4:23	60.0			61.4	59.4
24/12/2023	4:28	57.4			58.1	56.6
24/12/2023	4:33	58.0	57.5	58.1	59.5	57.3
24/12/2023	4:38	57.2			58.6	56.5
24/12/2023	4:43	57.3			58.4	56.7
24/12/2023	4:48	60.1	58.7		61.9	59.0
24/12/2023	4:53	58.1			59.7	56.8
24/12/2023	4:58	57.3			59.1	55.7
24/12/2023	5:03	56.5	58.8	58.5	57.8	54.9
24/12/2023	5:08	59.3			60.1	57.8
24/12/2023	5:13	59.8			61.0	58.6
24/12/2023	5:18	57.9	58.2		59.2	56.6
24/12/2023	5:23	57.4			58.9	55.8
24/12/2023	5:28	59.0			60.6	57.3
24/12/2023	5:33	58.5	59.1	58.6	60.0	57.0
24/12/2023	5:38	57.9			59.1	56.4
24/12/2023	5:43	60.4			61.9	59.6
24/12/2023	5:48	58.6	58.0		59.5	57.1
24/12/2023	5:53	58.3			59.9	57.7
24/12/2023	5:58	56.8			58.6	56.1
24/12/2023	6:03	59.9	60.3	60.2	60.6	58.9
24/12/2023	6:08	61.0			61.9	60.4
24/12/2023	6:13	60.0			61.8	58.6
24/12/2023	6:18	59.1	60.0		59.7	58.5
24/12/2023	6:23	59.3			61.1	58.6
24/12/2023	6:28	61.2			62.1	59.6
24/12/2023	6:33	60.2	59.8	60.2	62.0	58.4
24/12/2023	6:38	59.8			61.7	58.2
24/12/2023	6:43	59.3			60.2	58.7
24/12/2023	6:48	61.4	60.5		62.3	59.7
24/12/2023	6:53	60.8			62.3	59.6
24/12/2023	6:58	59.1			59.8	57.6
24/12/2023	23:03	60.7	60.5	60.3	61.7	58.8
24/12/2023	23:08	60.5			61.8	58.9
24/12/2023	23:13	60.3			61.9	58.9
24/12/2023	23:18	60.0	60.0		61.3	58.1
24/12/2023	23:23	59.0			60.8	58.2
24/12/2023	23:28	60.9			62.0	59.6
24/12/2023	23:33	58.6	59.9	59.7	59.8	57.7
24/12/2023	23:38	59.1			60.4	58.1
24/12/2023	23:43	61.4			62.1	60.7
24/12/2023	23:48	58.6	59.5		59.2	57.7
24/12/2023	23:53	60.9			62.6	59.3
24/12/2023	23:58	58.5			59.4	57.0
		Mean	59.0	59.1		
		Maximum	60.5	60.3		
		Minimum	57.5	57.9		

Date	Start Time	Leq (5mins)	Leq (15mins)	Leq (30mins)	L10 (5mins)	L90 (5mins)
25/12/2023	0:03	61.3	61.0	59.6	62.5	60.1
25/12/2023	0:08	60.9			61.5	59.0
25/12/2023	0:13	60.8			62.5	59.6
25/12/2023	0:18	58.4	57.5		59.7	57.8
25/12/2023	0:23	57.2			58.6	56.1
25/12/2023	0:28	56.9			57.5	55.0
25/12/2023	0:33	60.3	58.9	59.1	61.8	58.9
25/12/2023	0:38	59.2			60.1	58.3
25/12/2023	0:43	56.2			57.0	55.6
25/12/2023	0:48	59.9	59.3		60.5	58.4
25/12/2023	0:53	58.4			59.1	56.9
25/12/2023	0:58	59.5			61.4	58.3
25/12/2023	1:03	58.6	59.4	59.1	60.5	57.6
25/12/2023	1:08	59.7			61.5	58.2
25/12/2023	1:13	59.9			60.6	58.4
25/12/2023	1:18	60.3	58.7		61.5	59.3
25/12/2023	1:23	56.6			58.4	54.7
25/12/2023	1:28	58.5			59.1	57.5
25/12/2023	1:33	56.4	58.5	58.1	57.3	54.9
25/12/2023	1:38	59.6			61.3	58.0
25/12/2023	1:43	58.8			60.6	57.6
25/12/2023	1:48	56.5	57.6		57.8	55.1
25/12/2023	1:53	58.2			59.9	56.8
25/12/2023	1:58	57.9			59.2	56.6
25/12/2023	2:03	56.2	58.3	58.6	56.9	55.6
25/12/2023	2:08	59.6			61.4	58.1
25/12/2023	2:13	58.5			59.9	56.6
25/12/2023	2:18	57.9	59.0		59.4	57.0
25/12/2023	2:23	58.1			59.9	57.2
25/12/2023	2:28	60.4			61.7	59.1
25/12/2023	2:33	59.4	59.8	59.7	60.6	57.5
25/12/2023	2:38	60.3			61.2	59.5
25/12/2023	2:43	59.7			60.9	59.0
25/12/2023	2:48	59.5	59.7		61.4	57.6
25/12/2023	2:53	60.0			60.7	58.3
25/12/2023	2:58	59.5			60.8	58.0
25/12/2023	3:03	57.4	57.9	58.1	58.9	56.3
25/12/2023	3:08	59.5			61.0	57.9
25/12/2023	3:13	56.3			57.1	55.4
25/12/2023	3:18	56.3	58.2		58.1	54.9
25/12/2023	3:23	60.3			61.8	58.6
25/12/2023	3:28	57.0			58.9	56.0
25/12/2023	3:33	58.7	58.4	58.8	59.7	57.5
25/12/2023	3:38	57.2			58.8	55.6
25/12/2023	3:43	59.2			60.4	58.2
25/12/2023	3:48	60.4	59.1		61.6	58.9
25/12/2023	3:53	59.3			61.2	57.4
25/12/2023	3:58	56.7			57.4	55.8
25/12/2023	4:03	59.4	58.7	58.4	61.2	58.2
25/12/2023	4:08	59.7			61.1	59.0
25/12/2023	4:13	56.3			57.8	55.2
25/12/2023	4:18	58.2	58.1		59.2	56.5
25/12/2023	4:23	57.0			58.2	55.1
25/12/2023	4:28	58.9			60.5	58.2
25/12/2023	4:33	59.5	58.1	58.4	60.1	58.1
25/12/2023	4:38	56.9			58.3	55.6
25/12/2023	4:43	57.4			58.5	56.0
25/12/2023	4:48	57.8	58.6		59.4	56.2
25/12/2023	4:53	58.1			59.6	57.0
25/12/2023	4:58	59.7			61.4	59.1
25/12/2023	5:03	59.3	58.8	58.6	61.0	58.6
25/12/2023	5:08	56.5			58.3	55.8
25/12/2023	5:13	59.9			61.4	58.5
25/12/2023	5:18	59.0	58.5		60.3	57.6
25/12/2023	5:23	56.3			57.8	55.4
25/12/2023	5:28	59.5			61.3	58.3
25/12/2023	5:33	60.2	58.7	58.0	61.2	59.3
25/12/2023	5:38	57.7			58.6	56.7
25/12/2023	5:43	57.7			58.8	55.8
25/12/2023	5:48	57.7	57.2		58.3	56.8
25/12/2023	5:53	57.0			58.1	56.0
25/12/2023	5:58	57.0			57.8	55.8
25/12/2023	6:03	59.7	60.0	60.1	61.3	57.9
25/12/2023	6:08	61.3			62.1	60.6
25/12/2023	6:13	58.5			59.3	56.8
25/12/2023	6:18	60.0	60.1		61.2	59.1
25/12/2023	6:23	60.6			62.4	59.9
25/12/2023	6:28	59.7			60.6	57.8
25/12/2023	6:33	60.6	59.6	59.9	62.1	58.9
25/12/2023	6:38	59.4			60.8	58.5
25/12/2023	6:43	58.4			60.0	56.7
25/12/2023	6:48	59.8	60.1		61.6	58.4
25/12/2023	6:53	61.3			62.9	59.6
25/12/2023	6:58	59.0			59.8	57.6
25/12/2023	23:04	61.0	61.0	60.7	62.4	59.9
25/12/2023	23:09	61.2			62.6	60.0
25/12/2023	23:14	60.7			61.7	60.1
25/12/2023	23:19	60.4	60.4		61.2	59.7
25/12/2023	23:24	61.0			62.4	60.0
25/12/2023	23:29	59.7			60.7	58.0
25/12/2023	23:34	60.8	60.3	60.1	62.6	60.0
25/12/2023	23:39	61.0			62.7	60.3
25/12/2023	23:44	58.7			59.9	56.8
25/12/2023	23:49	58.6	59.8		59.2	57.7
25/12/2023	23:54	59.5			60.6	58.7
25/12/2023	23:59	61.0			62.8	59.7
		Mean	59.0	59.1		
		Maximum	61.0	60.7		
		Minimum	57.2	58.0		

Station: HC_M6

Date	Start Time	Leq (5mins)	Leq (15mins)	Leq (30mins)	L10 (5mins)	L90 (5mins)
26/12/2023	0:04	59.1			61.0	58.3
26/12/2023	0:09	61.0	59.9		61.7	59.4
26/12/2023	0:14	59.3		59.8	60.4	57.8
26/12/2023	0:19	60.9			61.7	59.6
26/12/2023	0:24	60.4	59.7		62.2	59.6
26/12/2023	0:29	56.7			58.5	54.9
26/12/2023	0:34	58.4			59.5	56.7
26/12/2023	0:39	59.6	58.3		60.3	58.8
26/12/2023	0:44	56.3		58.8	57.6	54.9
26/12/2023	0:49	60.1			60.8	58.2
26/12/2023	0:54	58.9	59.2		60.4	57.9
26/12/2023	0:59	58.4			59.0	57.5
26/12/2023	1:04	58.0			59.0	56.9
26/12/2023	1:09	58.7	58.0		60.6	57.5
26/12/2023	1:14	57.1		58.4	58.4	55.7
26/12/2023	1:19	58.5			60.0	57.2
26/12/2023	1:24	58.3	58.8		60.1	57.2
26/12/2023	1:29	59.6			60.3	59.0
26/12/2023	1:34	57.7			59.0	56.7
26/12/2023	1:39	58.0	57.8		58.6	56.3
26/12/2023	1:44	57.8		58.0	58.9	56.1
26/12/2023	1:49	59.9			61.1	58.9
26/12/2023	1:54	56.4	58.1		57.1	54.7
26/12/2023	1:59	57.3			58.5	55.6
26/12/2023	2:04	58.2			58.9	57.1
26/12/2023	2:09	57.2	57.3		58.6	55.7
26/12/2023	2:14	56.3		57.9	57.1	55.7
26/12/2023	2:19	56.6			57.9	54.8
26/12/2023	2:24	60.0	58.4		61.4	58.2
26/12/2023	2:29	57.8			59.5	56.5
26/12/2023	2:34	58.6			59.4	57.2
26/12/2023	2:39	57.3	58.6		59.0	56.7
26/12/2023	2:44	59.5		58.3	60.8	58.0
26/12/2023	2:49	57.0			58.1	56.2
26/12/2023	2:54	58.6	58.0		59.6	57.1
26/12/2023	2:59	58.3			59.7	57.2
26/12/2023	3:04	59.2			60.4	57.5
26/12/2023	3:09	56.6	58.8		57.4	55.0
26/12/2023	3:14	59.9		58.7	60.8	58.3
26/12/2023	3:19	57.5			58.1	56.4
26/12/2023	3:24	57.9	58.7		58.8	57.2
26/12/2023	3:29	60.1			61.6	58.4
26/12/2023	3:34	58.3			59.0	57.5
26/12/2023	3:39	56.4	57.4		57.9	55.3
26/12/2023	3:44	57.4		57.8	58.4	56.4
26/12/2023	3:49	57.9			59.4	56.5
26/12/2023	3:54	57.7	58.1		59.4	56.3
26/12/2023	3:59	58.6			59.3	56.7
26/12/2023	4:04	59.5			60.5	58.3
26/12/2023	4:09	59.4	58.7		60.9	58.4
26/12/2023	4:14	56.4		58.3	57.5	55.3
26/12/2023	4:19	59.3			60.0	58.5
26/12/2023	4:24	56.9	57.8		58.5	55.6
26/12/2023	4:29	56.8			58.7	55.1
26/12/2023	4:34	58.6			59.9	57.7
26/12/2023	4:39	56.6	58.0		58.2	55.6
26/12/2023	4:44	58.6		58.2	60.1	57.9
26/12/2023	4:49	60.0			61.5	58.4
26/12/2023	4:54	56.4	58.3		57.0	55.7
26/12/2023	4:59	57.7			58.6	56.5
26/12/2023	5:04	59.2			59.9	57.7
26/12/2023	5:09	56.8	58.5		58.3	55.7
26/12/2023	5:14	59.1		58.2	59.9	57.5
26/12/2023	5:19	57.1			58.0	56.1
26/12/2023	5:24	56.6	57.8		57.4	54.7
26/12/2023	5:29	59.2			60.4	58.5
26/12/2023	5:34	59.2			59.9	58.2
26/12/2023	5:39	57.2	58.8		58.2	56.2
26/12/2023	5:44	59.7		58.4	61.5	58.3
26/12/2023	5:49	56.8			57.9	55.5
26/12/2023	5:54	57.6	57.9		58.5	56.9
26/12/2023	5:59	59.1			60.9	57.3
26/12/2023	6:04	58.9			60.2	57.6
26/12/2023	6:09	56.4	58.3		57.0	54.8
26/12/2023	6:14	59.1		59.4	60.6	57.2
26/12/2023	6:19	59.0			60.8	58.4
26/12/2023	6:24	61.0	60.2		62.2	59.8
26/12/2023	6:29	60.4			61.6	59.5
26/12/2023	6:34	60.2			61.5	58.6
26/12/2023	6:39	60.4	59.9		61.3	58.8
26/12/2023	6:44	59.1		60.2	60.9	58.0
26/12/2023	6:49	60.7			62.6	60.0
26/12/2023	6:54	60.5	60.5		61.2	59.5
26/12/2023	6:59	60.4			61.1	59.7
26/12/2023	23:04	62.3			63.1	60.9
26/12/2023	23:09	60.7	61.6		61.3	58.8
26/12/2023	23:14	61.7		61.1	62.9	59.9
26/12/2023	23:19	60.2			61.6	58.4
26/12/2023	23:24	60.6	60.5		62.0	59.7
26/12/2023	23:29	60.6			61.5	59.7
26/12/2023	23:34	60.2			61.6	58.4
26/12/2023	23:39	60.4	60.6		62.1	59.1
26/12/2023	23:44	61.1		60.6	62.3	60.2
26/12/2023	23:49	59.0			59.9	57.3
26/12/2023	23:54	61.4	60.6		62.6	59.7
26/12/2023	23:59	61.1			62.9	59.2
		Mean	58.8	58.9		
		Maximum	61.6	61.1		
		Minimum	57.3	57.8		

Date	Start Time	Leq (5mins)	Leq (15mins)	Leq (30mins)	L10 (5mins)	L90 (5mins)
27/12/2023	0:04	61.2			61.8	60.2
27/12/2023	0:09	59.5	60.7		61.4	58.4
27/12/2023	0:14	61.3		60.2	62.6	59.6
27/12/2023	0:19	58.9			60.5	58.2
27/12/2023	0:24	58.3	59.5		59.9	57.7
27/12/2023	0:29	60.9			62.0	60.0
27/12/2023	0:34	57.9			59.3	56.5
27/12/2023	0:39	57.3	57.8		59.1	56.1
27/12/2023	0:44	58.2		58.5	59.8	57.2
27/12/2023	0:49	58.5			60.3	57.2
27/12/2023	0:54	58.6	59.1		59.9	57.6
27/12/2023	0:59	60.1			61.0	58.5
27/12/2023	1:04	58.0			59.0	57.4
27/12/2023	1:09	59.7	58.4		60.7	58.0
27/12/2023	1:14	56.9		58.2	58.0	55.0
27/12/2023	1:19	58.4			60.1	57.1
27/12/2023	1:24	57.6	58.1		59.5	56.3
27/12/2023	1:29	58.2			58.9	57.3
27/12/2023	1:34	59.2			61.0	57.5
27/12/2023	1:39	59.6	58.6		60.9	59.0
27/12/2023	1:44	56.5		58.9	57.2	55.9
27/12/2023	1:49	56.6			57.2	55.3
27/12/2023	1:54	59.9	59.1		61.2	59.3
27/12/2023	1:59	60.0			60.7	58.3
27/12/2023	2:04	59.2			60.6	58.3
27/12/2023	2:09	57.1	58.9		58.0	56.3
27/12/2023	2:14	59.9		58.6	60.8	58.2
27/12/2023	2:19	58.3			59.9	57.5
27/12/2023	2:24	57.6	58.2		58.8	56.2
27/12/2023	2:29	58.6			59.4	57.8
27/12/2023	2:34	56.9			58.7	55.6
27/12/2023	2:39	58.0	58.6		58.6	56.9
27/12/2023	2:44	60.3		59.1	61.2	59.2
27/12/2023	2:49	59.8			61.7	59.0
27/12/2023	2:54	60.2	59.5		60.8	58.9
27/12/2023	2:59	58.4			59.0	57.3
27/12/2023	3:04	56.2			57.2	55.1
27/12/2023	3:09	58.4	57.1		59.3	56.8
27/12/2023	3:14	56.3		58.3	57.0	54.4
27/12/2023	3:19	60.3			62.0	59.3
27/12/2023	3:24	59.4	59.2		61.2	58.7
27/12/2023	3:29	57.3			58.1	56.6
27/12/2023	3:34	56.4			57.7	55.0
27/12/2023	3:39	59.5	57.9		61.3	58.5
27/12/2023	3:44	57.0		58.0	57.8	55.1
27/12/2023	3:49	59.1			60.4	57.7
27/12/2023	3:54	57.2	58.2		58.5	56.3
27/12/2023	3:59	58.2			59.8	56.7
27/12/2023	4:04	56.3			57.4	55.6
27/12/2023	4:09	57.0	56.9		58.7	55.9
27/12/2023	4:14	57.2		57.5	59.0	56.5
27/12/2023	4:19	58.4			59.8	57.1
27/12/2023	4:24	57.5	58.0		59.4	55.6
27/12/2023	4:29	58.0			59.9	57.2
27/12/2023	4:34	59.5			61.0	58.7
27/12/2023	4:39	59.1	58.6		61.0	57.6
27/12/2023	4:44	56.7		58.9	57.9	54.9
27/12/2023	4:49	60.2			61.9	59.6
27/12/2023	4:54	59.8	59.2		60.8	58.5
27/12/2023	4:59	56.7			57.8	55.7
27/12/2023	5:04	57.9			58.8	57.1
27/12/2023	5:09	59.8	58.8		60.5	59.0
27/12/2023	5:14	58.6		58.5	59.9	57.7
27/12/2023	5:19	57.8			59.2	56.8
27/12/2023	5:24	58.7	58.2		60.0	58.0
27/12/2023	5:29	58.1			58.8	57.0
27/12/2023	5:34	59.4			60.1	57.8
27/12/2023	5:39	58.7	59.1		60.1	58.0
27/12/2023	5:44	59.3		59.5	60.0	58.3
27/12/2023	5:49	58.5			60.4	57.9
27/12/2023	5:54	60.4	59.9		61.7	58.8
27/12/2023	5:59	60.4			62.3	59.7
27/12/2023	6:04	56.2			58.0	55.2
27/12/2023	6:09	58.3	57.2		59.9	56.6
27/12/2023	6:14	56.8		58.4	58.5	55.7
27/12/2023	6:19	58.5			60.2	57.9
27/12/2023	6:24	59.4	59.3		61.1	58.7
27/12/2023	6:29	59.8			60.4	58.9
27/12/2023	6:34	61.1			62.5	60.5
27/12/2023	6:39	60.9	60.4		62.4	59.7
27/12/2023	6:44	58.8		60.4	60.4	57.6
27/12/2023	6:49	60.3			61.6	59.3
27/12/2023	6:54	60.4	60.4		62.2	58.6
27/12/2023	6:59	60.6			62.2	58.7
27/12/2023	23:01	62.3			63.5	60.7
27/12/2023	23:07	58.2	60.1		59.8	56.8
27/12/2023	23:12	58.7		59.3	60.1	57.5
27/12/2023	23:17	59.7			60.8	57.8
27/12/2023	23:22	56.6	58.2		58.3	55.7
27/12/2023	23:27	57.7			59.1	57.1
27/12/2023	23:32	59.2			60.1	58.3
27/12/2023	23:37	56.6	57.1		58.3	55.0
27/12/2023	23:42	54.2		56.5	55.3	53.2
27/12/2023	23:47	56.7			58.0	55.4
27/12/2023	23:52	56.2	55.8		56.9	54.9
27/12/2023	23:57	54.2			56.0	52.7
		Mean	58.6	58.7		
		Maximum	60.7	60.4		
		Minimum	55.8	56.5		

Station: HC_M6

Date	Start Time	Leq (5mins)	Leq (15mins)	Leq (30mins)	L10 (5mins)	L90 (5mins)
28/12/2023	0:01	59.7	59.9	60.0	60.7	58.0
28/12/2023	0:06	58.3			59.0	56.8
28/12/2023	0:11	61.3			63.1	60.2
28/12/2023	0:16	59.8	60.0		61.7	59.1
28/12/2023	0:21	60.6			61.5	58.7
28/12/2023	0:26	59.6			61.4	59.0
28/12/2023	0:31	58.6	59.9	59.3	60.4	56.8
28/12/2023	0:36	59.5			60.4	57.8
28/12/2023	0:41	61.1			62.0	59.9
28/12/2023	0:46	58.1	58.7		60.0	57.1
28/12/2023	0:51	60.1			61.1	58.7
28/12/2023	0:56	57.3			58.7	56.6
28/12/2023	1:01	57.0	58.2	58.6	57.8	56.4
28/12/2023	1:06	59.6			60.6	59.0
28/12/2023	1:11	57.4			59.1	55.7
28/12/2023	1:16	59.5	59.1		61.3	58.5
28/12/2023	1:21	57.9			59.6	56.9
28/12/2023	1:26	59.6			60.8	57.9
28/12/2023	1:31	59.9	58.8	59.1	60.5	58.1
28/12/2023	1:36	56.4			58.0	55.0
28/12/2023	1:41	59.4			60.3	57.8
28/12/2023	1:46	59.7	59.3		60.8	59.0
28/12/2023	1:51	58.5			60.1	57.9
28/12/2023	1:56	59.6			60.7	58.7
28/12/2023	2:01	60.0	58.3	58.3	61.1	59.2
28/12/2023	2:06	56.5			58.0	55.8
28/12/2023	2:11	57.8			59.6	55.9
28/12/2023	2:16	58.9	58.2		59.5	57.3
28/12/2023	2:21	56.2			57.0	54.6
28/12/2023	2:26	58.9			60.6	57.8
28/12/2023	2:31	57.2	57.5	57.2	58.4	55.6
28/12/2023	2:36	56.5			57.9	55.5
28/12/2023	2:41	58.6			59.5	57.8
28/12/2023	2:46	56.9	56.9		58.5	56.2
28/12/2023	2:51	57.4			58.5	55.5
28/12/2023	2:56	56.5			57.2	55.2
28/12/2023	3:01	58.6	58.7	58.7	59.8	57.7
28/12/2023	3:06	59.8			60.9	58.8
28/12/2023	3:11	57.3			58.8	56.5
28/12/2023	3:16	57.8	58.7		59.7	55.9
28/12/2023	3:21	58.1			59.6	56.8
28/12/2023	3:26	60.0			61.0	58.1
28/12/2023	3:31	56.9	57.0	57.9	58.0	55.6
28/12/2023	3:36	57.1			57.9	56.3
28/12/2023	3:41	57.1			59.0	56.2
28/12/2023	3:46	58.3	58.7		59.3	57.2
28/12/2023	3:51	59.6			61.2	58.5
28/12/2023	3:56	58.0			59.9	56.6
28/12/2023	4:01	57.6	59.1	58.2	58.7	56.4
28/12/2023	4:06	59.1			60.5	57.2
28/12/2023	4:11	60.2			62.1	59.5
28/12/2023	4:16	56.4	57.0		57.9	55.1
28/12/2023	4:21	56.7			58.6	55.1
28/12/2023	4:26	57.8			58.8	56.3
28/12/2023	4:31	58.2	58.7	58.3	60.0	56.3
28/12/2023	4:36	58.4			59.9	56.9
28/12/2023	4:41	59.3			60.7	58.2
28/12/2023	4:46	59.9	58.0		61.4	59.2
28/12/2023	4:51	56.4			57.8	55.5
28/12/2023	4:56	56.8			57.6	56.1
28/12/2023	5:01	59.2	59.3	59.0	60.2	57.6
28/12/2023	5:06	57.9			59.1	56.7
28/12/2023	5:11	60.4			62.1	59.6
28/12/2023	5:16	56.6	58.7		57.8	55.8
28/12/2023	5:21	59.6			61.5	58.5
28/12/2023	5:26	59.4			61.2	57.8
28/12/2023	5:31	58.2	57.8	58.0	59.2	57.5
28/12/2023	5:36	58.4			60.0	57.0
28/12/2023	5:41	56.6			57.6	55.3
28/12/2023	5:46	57.4	58.1		59.0	56.6
28/12/2023	5:51	58.2			60.0	57.5
28/12/2023	5:56	58.6			59.7	57.0
28/12/2023	6:01	58.0	57.6	58.0	58.6	57.1
28/12/2023	6:06	58.2			58.8	57.1
28/12/2023	6:11	56.5			57.9	55.5
28/12/2023	6:16	58.2	58.4		59.4	57.2
28/12/2023	6:21	59.6			60.7	57.7
28/12/2023	6:26	56.9			57.5	56.2
28/12/2023	6:31	59.6	60.8	60.3	60.6	58.3
28/12/2023	6:36	61.4			62.6	60.0
28/12/2023	6:41	61.3			63.0	59.5
28/12/2023	6:46	59.5	59.7		60.7	57.9
28/12/2023	6:51	59.1			60.1	57.9
28/12/2023	6:56	60.5			61.7	59.7
28/12/2023	23:01	60.2	61.3	60.9	61.4	59.0
28/12/2023	23:06	61.8			63.5	61.0
28/12/2023	23:11	61.6			63.4	60.7
28/12/2023	23:16	60.5	60.6		61.9	59.6
28/12/2023	23:21	61.1			61.8	59.7
28/12/2023	23:26	60.2			61.2	58.3
28/12/2023	23:31	60.7	61.0	61.2	61.8	59.2
28/12/2023	23:36	60.9			62.5	59.3
28/12/2023	23:41	61.4			63.0	60.1
28/12/2023	23:46	61.9	61.3		63.1	60.9
28/12/2023	23:51	61.1			62.6	60.4
28/12/2023	23:56	60.8			61.9	59.2
		Mean	58.9	58.9		
		Maximum	61.3	61.2		
		Minimum	56.9	57.2		

Date	Start Time	Leq (5mins)	Leq (15mins)	Leq (30mins)	L10 (5mins)	L90 (5mins)
29/12/2023	0:01	59.8	60.0	60.3	60.6	58.6
29/12/2023	0:06	61.4			62.4	60.5
29/12/2023	0:11	58.4			59.2	57.2
29/12/2023	0:16	61.1	60.5		62.7	60.4
29/12/2023	0:21	61.4			62.6	59.9
29/12/2023	0:26	58.2			59.9	57.1
29/12/2023	0:31	59.4	60.4	60.1	60.2	58.6
29/12/2023	0:36	60.9			62.2	59.8
29/12/2023	0:41	60.7			62.0	59.8
29/12/2023	0:46	60.8	59.8		62.5	59.5
29/12/2023	0:51	58.7			59.5	57.2
29/12/2023	0:56	59.6			60.9	59.0
29/12/2023	1:01	56.6	58.1	58.5	57.8	55.3
29/12/2023	1:06	59.7			60.8	58.9
29/12/2023	1:11	57.5			59.4	56.7
29/12/2023	1:16	59.1	58.9		60.6	57.7
29/12/2023	1:21	59.5			60.1	58.9
29/12/2023	1:26	58.0			59.6	57.4
29/12/2023	1:31	58.1	59.1	58.9	59.9	56.2
29/12/2023	1:36	58.9			60.7	58.1
29/12/2023	1:41	60.1			60.7	58.4
29/12/2023	1:46	56.8	58.7		57.6	55.6
29/12/2023	1:51	58.7			60.3	57.3
29/12/2023	1:56	60.0			60.8	59.2
29/12/2023	2:01	56.5	58.4	58.1	57.2	55.7
29/12/2023	2:06	59.9			60.7	58.4
29/12/2023	2:11	58.1			59.1	56.6
29/12/2023	2:16	57.1	57.9		58.9	55.8
29/12/2023	2:21	58.2			59.0	56.6
29/12/2023	2:26	58.2			60.0	56.9
29/12/2023	2:31	57.4	59.3	59.0	58.8	56.8
29/12/2023	2:36	60.1			61.4	58.2
29/12/2023	2:41	59.8			60.8	58.4
29/12/2023	2:46	57.5	58.6		58.6	56.6
29/12/2023	2:51	59.7			61.1	58.0
29/12/2023	2:56	58.4			60.0	57.6
29/12/2023	3:01	60.4	59.3	58.9	62.3	59.2
29/12/2023	3:06	59.9			61.2	58.0
29/12/2023	3:11	56.9			58.8	56.2
29/12/2023	3:16	58.7	58.3		59.7	57.2
29/12/2023	3:21	57.1			57.8	56.4
29/12/2023	3:26	59.0			59.8	57.1
29/12/2023	3:31	59.1	59.1	58.5	60.8	57.8
29/12/2023	3:36	60.4			61.2	58.7
29/12/2023	3:41	57.1			58.3	56.1
29/12/2023	3:46	59.1	57.9		60.6	57.7
29/12/2023	3:51	57.0			58.1	56.4
29/12/2023	3:56	57.4			59.1	56.3
29/12/2023	4:01	60.2	59.3	59.1	62.1	59.1
29/12/2023	4:06	56.8			57.8	55.7
29/12/2023	4:11	60.1			61.4	58.5
29/12/2023	4:16	56.9	58.8		58.1	55.0
29/12/2023	4:21	59.8			61.1	58.3
29/12/2023	4:26	59.3			60.7	58.0
29/12/2023	4:31	60.2	60.0	59.1	61.9	58.4
29/12/2023	4:36	59.9			61.1	59.0
29/12/2023	4:41	59.8			61.2	59.0
29/12/2023	4:46	58.4	58.0		60.0	56.7
29/12/2023	4:51	56.9			58.4	55.2
29/12/2023	4:56	58.6			60.1	57.1
29/12/2023	5:01	56.4	58.2	58.1	57.5	55.3
29/12/2023	5:06	58.3			60.2	57.6
29/12/2023	5:11	59.5			61.3	58.4
29/12/2023	5:16	56.2	57.9		57.7	54.5
29/12/2023	5:21	58.8			60.1	57.5
29/12/2023	5:26	58.2			59.6	57.0
29/12/2023	5:31	59.5	58.7	59.0	61.3	58.2
29/12/2023	5:36	57.5			58.5	56.0
29/12/2023	5:41	58.9			60.4	57.1
29/12/2023	5:46	59.5	59.3		61.1	58.8
29/12/2023	5:51	59.3			60.5	58.1
29/12/2023	5:56	59.1			61.0	58.4
29/12/2023	6:01	58.9	58.9	58.9	60.8	58.1
29/12/2023	6:06	58.8			59.9	57.8
29/12/2023	6:11	59.0			60.6	57.5
29/12/2023	6:16	58.9	58.9		60.6	57.6
29/12/2023	6:21	58.6			59.4	56.9
29/12/2023	6:26	59.3			61.1	58.6
29/12/2023	6:31	57.2	59.6	60.1	58.8	56.2
29/12/2023	6:36	59.6			60.7	58.5
29/12/2023	6:41	61.1			62.3	60.4
29/12/2023	6:46	58.7	60.5		60.6	57.5
29/12/2023	6:51	61.0			62.7	59.4
29/12/2023	6:56	61.3			62.7	60.1
29/12/2023	23:03	62.2	61.4	61.6	63.3	61.0
29/12/2023	23:08	60.7			61.3	58.8
29/12/2023	23:13	61.2			63.1	59.3
29/12/2023	23:18	62.3	61.8		63.0	60.7
29/12/2023	23:23	62.1			63.1	60.8
29/12/2023	23:28	60.7			61.8	59.8
29/12/2023	23:33	61.7	61.4	61.3	62.5	60.3
29/12/2023	23:38	62.0			62.6	60.6
29/12/2023	23:43	60.2			61.1	58.3
29/12/2023	23:48	60.4	61.2		62.0	59.4
29/12/2023	23:53	60.8			61.6	59.4
29/12/2023	23:58	62.2			64.0	61.5
		Mean	59.3	59.3		
		Maximum	61.8	61.6		
		Minimum	57.9	58.1		

Station: HC_M6

Date	Start Time	Leq (5mins)	Leq (15mins)	Leq (30mins)	L10 (5mins)	L90 (5mins)
30/12/2023	0:03	60.6			62.0	59.8
30/12/2023	0:08	61.1	60.2		62.9	59.2
30/12/2023	0:13	58.3		60.3	60.0	56.6
30/12/2023	0:18	60.4			61.2	59.4
30/12/2023	0:23	58.9	60.4		60.4	58.0
30/12/2023	0:28	61.4			62.5	60.1
30/12/2023	0:33	61.3			62.4	59.6
30/12/2023	0:38	60.9	61.2		61.8	59.1
30/12/2023	0:43	61.4		60.4	62.7	59.6
30/12/2023	0:48	59.5			61.2	58.3
30/12/2023	0:53	59.9	59.3		61.0	58.0
30/12/2023	0:58	58.5			59.3	56.8
30/12/2023	1:03	56.3			57.5	55.1
30/12/2023	1:08	56.8	56.6		57.7	56.2
30/12/2023	1:13	56.8		57.0	58.4	56.0
30/12/2023	1:18	57.9			59.3	56.7
30/12/2023	1:23	57.3	57.4		58.8	56.6
30/12/2023	1:28	56.8			57.6	56.1
30/12/2023	1:33	60.4			61.6	59.7
30/12/2023	1:38	58.6	59.8		59.8	57.7
30/12/2023	1:43	60.3		59.4	61.5	59.5
30/12/2023	1:48	59.4			61.0	57.7
30/12/2023	1:53	58.9	59.0		60.6	57.6
30/12/2023	1:58	58.6			59.8	56.8
30/12/2023	2:03	57.7			58.6	56.1
30/12/2023	2:08	57.9	58.1		58.6	56.0
30/12/2023	2:13	58.6		57.6	60.2	57.3
30/12/2023	2:18	57.4			59.0	55.5
30/12/2023	2:23	56.3	57.1		58.0	55.0
30/12/2023	2:28	57.5			58.1	55.8
30/12/2023	2:33	57.9			58.7	56.3
30/12/2023	2:38	58.0	57.9		59.6	57.3
30/12/2023	2:43	57.7		58.3	58.4	56.6
30/12/2023	2:48	57.8			58.4	56.3
30/12/2023	2:53	58.7	58.6		60.2	57.4
30/12/2023	2:58	59.3			60.5	58.1
30/12/2023	3:03	58.1			59.9	56.4
30/12/2023	3:08	56.6	57.4		58.5	55.2
30/12/2023	3:13	57.4		58.1	58.2	55.8
30/12/2023	3:18	59.3			60.5	57.4
30/12/2023	3:23	58.2	58.6		59.9	57.5
30/12/2023	3:28	58.3			60.0	56.4
30/12/2023	3:33	57.6			59.4	56.5
30/12/2023	3:38	58.0	57.5		58.9	57.4
30/12/2023	3:43	56.8		58.4	58.6	55.8
30/12/2023	3:48	60.0			61.4	58.9
30/12/2023	3:53	58.3	59.1		59.9	56.7
30/12/2023	3:58	58.9			60.2	58.0
30/12/2023	4:03	56.2			57.1	54.4
30/12/2023	4:08	59.6	57.7		61.3	58.2
30/12/2023	4:13	56.4		58.4	57.4	55.8
30/12/2023	4:18	59.6			60.6	58.3
30/12/2023	4:23	59.7	58.9		60.9	58.1
30/12/2023	4:28	57.0			58.2	56.1
30/12/2023	4:33	60.0			61.0	58.3
30/12/2023	4:38	58.7	59.3		60.5	57.2
30/12/2023	4:43	59.1		58.4	60.9	58.5
30/12/2023	4:48	58.0			58.9	56.8
30/12/2023	4:53	56.4	57.2		57.8	55.2
30/12/2023	4:58	56.9			58.1	55.2
30/12/2023	5:03	58.1			60.0	56.2
30/12/2023	5:08	57.4	58.6		58.2	56.7
30/12/2023	5:13	59.9		58.3	61.2	58.1
30/12/2023	5:18	58.5			60.1	56.9
30/12/2023	5:23	58.7	58.1		60.5	57.1
30/12/2023	5:28	56.8			57.9	55.3
30/12/2023	5:33	59.6			61.1	57.7
30/12/2023	5:38	56.3	58.3		57.2	54.6
30/12/2023	5:43	58.3		58.0	59.9	57.0
30/12/2023	5:48	57.8			59.1	56.8
30/12/2023	5:53	57.6	57.8		58.4	56.8
30/12/2023	5:58	57.9			59.2	57.0
30/12/2023	6:03	59.5			60.2	57.7
30/12/2023	6:08	57.0	59.1		58.6	56.3
30/12/2023	6:13	60.3		59.0	61.9	58.6
30/12/2023	6:18	59.3			60.6	58.5
30/12/2023	6:23	58.6	58.9		59.6	58.0
30/12/2023	6:28	58.7			59.3	57.6
30/12/2023	6:33	57.5			58.3	56.0
30/12/2023	6:38	56.5	57.4		57.4	54.8
30/12/2023	6:43	58.0		58.1	59.0	56.8
30/12/2023	6:48	56.5			58.2	54.9
30/12/2023	6:53	59.5	58.8		60.4	58.5
30/12/2023	6:58	59.6			60.8	58.0
30/12/2023	23:03	60.8			62.4	59.3
30/12/2023	23:08	61.0	60.7		61.6	60.3
30/12/2023	23:13	60.2		60.7	61.8	59.2
30/12/2023	23:18	60.3			62.1	58.4
30/12/2023	23:23	60.9	60.8		62.5	60.0
30/12/2023	23:28	61.2			62.2	59.4
30/12/2023	23:33	62.3			63.0	60.9
30/12/2023	23:38	60.3	61.0		61.3	59.3
30/12/2023	23:43	60.2		61.6	62.0	59.6
30/12/2023	23:48	62.4			64.1	60.5
30/12/2023	23:53	62.0	62.0		62.6	60.3
30/12/2023	23:58	61.7			63.1	60.9
		Mean	58.8	58.9		
		Maximum	62.0	61.6		
		Minimum	56.6	57.0		

Date	Start Time	Leq (5mins)	Leq (15mins)	Leq (30mins)	L10 (5mins)	L90 (5mins)
31/12/2023	0:03	62.0			63.9	60.8
31/12/2023	0:08	59.1	60.5		60.6	57.2
31/12/2023	0:13	59.9		60.2	61.6	59.3
31/12/2023	0:18	60.4			61.8	58.8
31/12/2023	0:23	59.9	59.9		61.0	59.0
31/12/2023	0:28	59.2			60.4	57.8
31/12/2023	0:33	60.7			61.3	59.7
31/12/2023	0:38	59.6	60.5		60.7	58.9
31/12/2023	0:43	61.0		60.4	62.1	59.4
31/12/2023	0:48	61.4			63.3	59.5
31/12/2023	0:53	60.2	60.3		61.9	59.2
31/12/2023	0:58	59.1			60.2	57.5
31/12/2023	1:03	58.9			60.6	57.3
31/12/2023	1:08	58.8	59.0		60.6	58.2
31/12/2023	1:13	59.3		59.1	60.4	57.7
31/12/2023	1:18	58.2			59.9	56.7
31/12/2023	1:23	60.2	59.1		61.6	58.3
31/12/2023	1:28	58.8			60.2	57.1
31/12/2023	1:33	56.3			57.2	54.9
31/12/2023	1:38	58.3	57.9		59.4	56.8
31/12/2023	1:43	58.8		58.4	60.6	56.9
31/12/2023	1:48	58.8			60.4	57.5
31/12/2023	1:53	59.8	58.8		60.4	58.2
31/12/2023	1:58	57.5			58.9	56.2
31/12/2023	2:03	57.5			59.0	56.7
31/12/2023	2:08	58.7	58.8		60.0	57.2
31/12/2023	2:13	59.8		58.5	60.6	58.2
31/12/2023	2:18	58.0			59.8	57.3
31/12/2023	2:23	56.7	58.3		57.6	55.7
31/12/2023	2:28	59.7			60.4	58.3
31/12/2023	2:33	56.6			58.1	55.5
31/12/2023	2:38	57.6	58.1		58.5	56.5
31/12/2023	2:43	59.6		58.0	61.4	58.3
31/12/2023	2:48	57.8			59.0	57.2
31/12/2023	2:53	58.2	57.8		58.9	57.3
31/12/2023	2:58	57.4			58.3	56.3
31/12/2023	3:03	60.0			61.6	58.6
31/12/2023	3:08	58.9	59.2		60.2	58.3
31/12/2023	3:13	58.5		58.8	60.1	57.5
31/12/2023	3:18	57.3			58.6	55.7
31/12/2023	3:23	60.4	58.4		61.1	59.3
31/12/2023	3:28	56.3			57.9	55.3
31/12/2023	3:33	56.5			57.3	55.2
31/12/2023	3:38	60.1	59.0		61.7	58.7
31/12/2023	3:43	59.6		58.7	61.2	58.4
31/12/2023	3:48	59.1			60.5	58.2
31/12/2023	3:53	56.3	58.3		57.8	55.5
31/12/2023	3:58	58.9			60.1	57.7
31/12/2023	4:03	56.7			57.9	55.5
31/12/2023	4:08	60.4	58.8		61.5	59.2
31/12/2023	4:13	58.5		59.2	59.2	57.5
31/12/2023	4:18	59.8			61.7	58.1
31/12/2023	4:23	59.0	59.5		60.1	57.6
31/12/2023	4:28	59.6			61.2	58.7
31/12/2023	4:33	59.0			60.7	57.3
31/12/2023	4:38	58.7	59.0		60.4	58.1
31/12/2023	4:43	59.2		58.3	60.6	58.0
31/12/2023	4:48	57.0			58.8	55.4
31/12/2023	4:53	57.3	57.4		57.9	56.5
31/12/2023	4:58	57.9			59.6	56.3
31/12/2023	5:03	58.8			60.0	57.6
31/12/2023	5:08	57.2	58.6		58.8	56.2
31/12/2023	5:13	59.6		58.4	61.0	58.2
31/12/2023	5:18	57.1			57.9	55.2
31/12/2023	5:23	59.8	58.1		61.4	58.1
31/12/2023	5:28	56.6			58.5	55.6
31/12/2023	5:33	57.8			59.2	56.0
31/12/2023	5:38	56.5	57.4		58.2	55.4
31/12/2023	5:43	57.8		58.1	58.5	56.7
31/12/2023	5:48	56.7			57.3	54.9
31/12/2023	5:53	59.4	58.6		60.5	57.7
31/12/2023	5:58	59.3			60.6	58.2
31/12/2023	6:03	58.6			59.9	56.8
31/12/2023	6:08	57.2	58.0		58.0	56.4
31/12/2023	6:13	58.1		58.8	59.3	57.1
31/12/2023	6:18	60.1			61.9	58.6
31/12/2023	6:23	60.1	59.4		61.1	58.6
31/12/2023	6:28	57.6			59.5	56.4
31/12/2023	6:33	58.3			60.2	56.9
31/12/2023	6:38	60.3	58.6		62.2	59.3
31/12/2023	6:43	56.5		58.2	57.1	55.9
31/12/2023	6:48	56.8			57.4	55.0
31/12/2023	6:53	56.2	57.6		57.8	54.7
31/12/2023	6:58	59.2			60.5	58.1
31/12/2023	23:03	60.5			62.2	58.9
31/12/2023	23:08	61.2	60.9		62.0	59.8
31/12/2023	23:13	60.9		61.1	62.4	59.5
31/12/2023	23:18	61.7			62.3	60.6
31/12/2023	23:23	61.5	61.2		62.3	60.5
31/12/2023	23:28	60.4			61.1	58.8
31/12/2023	23:33	61.5			63.4	60.7
31/12/2023	23:38	61.8	61.8		62.8	60.8
31/12/2023	23:43	62.1		61.7	62.8	61.3
31/12/2023	23:48	61.3			63.0	59.8
31/12/2023	23:53	62.2	61.5		64.1	61.3
31/12/2023	23:58	61.0			62.5	60.1
		Mean	59.1	59.1		
		Maximum	61.8	61.7		
		Minimum	57.4	58.0		

Station: HC_M6

Date	Start Time	Leq (5mins)	Leq (15mins)	Leq (30mins)	L10 (5mins)	L90 (5mins)
1/1/2024	0:03	61.2			63.0	59.3
1/1/2024	0:08	61.1	60.6		61.9	60.4
1/1/2024	0:13	59.4		60.3	60.9	57.9
1/1/2024	0:18	59.3			60.3	57.6
1/1/2024	0:23	61.1	59.9		62.2	59.6
1/1/2024	0:28	59.0			60.0	57.3
1/1/2024	0:33	60.0			60.7	59.3
1/1/2024	0:38	61.4	60.2		63.1	59.8
1/1/2024	0:43	58.9		60.2	60.0	58.1
1/1/2024	0:48	58.2			59.0	56.3
1/1/2024	0:53	60.6	60.2		62.0	59.6
1/1/2024	0:58	61.2			61.8	59.9
1/1/2024	1:03	60.5			61.6	59.1
1/1/2024	1:08	58.3	59.1		59.5	56.4
1/1/2024	1:13	57.9		58.9	58.5	56.8
1/1/2024	1:18	58.2			60.1	57.5
1/1/2024	1:23	59.2	58.7		60.2	58.3
1/1/2024	1:28	58.7			59.3	56.8
1/1/2024	1:33	56.6			57.8	55.1
1/1/2024	1:38	56.9	57.6		57.9	56.1
1/1/2024	1:43	58.9		58.7	59.5	57.2
1/1/2024	1:48	59.4			60.2	58.8
1/1/2024	1:53	59.3	59.6		61.0	58.7
1/1/2024	1:58	60.1			61.6	58.8
1/1/2024	2:03	58.8			60.6	57.4
1/1/2024	2:08	57.8	58.4		59.4	56.8
1/1/2024	2:13	58.4		58.6	59.1	57.8
1/1/2024	2:18	57.4			58.3	55.7
1/1/2024	2:23	59.7	58.8		60.9	58.4
1/1/2024	2:28	58.9			60.8	57.1
1/1/2024	2:33	58.2			59.5	57.1
1/1/2024	2:38	58.3	57.7		59.9	56.7
1/1/2024	2:43	56.4		58.2	58.1	55.2
1/1/2024	2:48	59.8			61.0	58.7
1/1/2024	2:53	57.6	58.5		59.2	56.3
1/1/2024	2:58	57.9			58.8	56.4
1/1/2024	3:03	59.5			60.6	58.2
1/1/2024	3:08	59.2	58.6		59.8	57.8
1/1/2024	3:13	56.6		58.6	57.7	55.1
1/1/2024	3:18	57.8			59.3	56.9
1/1/2024	3:23	58.9	58.6		60.7	58.2
1/1/2024	3:28	58.9			59.6	58.1
1/1/2024	3:33	58.8			60.2	56.9
1/1/2024	3:38	56.4	57.5		57.9	54.6
1/1/2024	3:43	56.8		58.5	58.4	55.7
1/1/2024	3:48	58.7			60.0	57.7
1/1/2024	3:53	59.8	59.4		60.5	59.2
1/1/2024	3:58	59.6			61.0	58.5
1/1/2024	4:03	56.4			57.1	55.4
1/1/2024	4:08	56.9	57.5		58.4	56.3
1/1/2024	4:13	58.9		57.9	60.4	57.1
1/1/2024	4:18	57.4			58.0	56.7
1/1/2024	4:23	59.9	58.2		61.7	59.0
1/1/2024	4:28	56.6			57.5	55.5
1/1/2024	4:33	59.0			60.4	58.4
1/1/2024	4:38	60.2	59.6		60.8	59.4
1/1/2024	4:43	59.6		59.3	61.5	57.7
1/1/2024	4:48	60.2			61.4	58.5
1/1/2024	4:53	56.5	59.0		57.1	55.0
1/1/2024	4:58	59.5			61.4	58.2
1/1/2024	5:03	58.3			59.8	57.5
1/1/2024	5:08	60.2	58.5		61.4	58.6
1/1/2024	5:13	56.2		58.0	57.5	55.6
1/1/2024	5:18	57.7			59.3	56.4
1/1/2024	5:23	57.7	57.4		58.8	56.2
1/1/2024	5:28	56.6			57.4	55.2
1/1/2024	5:33	57.5			58.9	56.2
1/1/2024	5:38	56.3	58.3		57.7	54.5
1/1/2024	5:43	60.1		58.8	61.9	59.5
1/1/2024	5:48	59.7			61.1	58.9
1/1/2024	5:53	59.6	59.3		60.4	57.9
1/1/2024	5:58	58.6			59.2	57.8
1/1/2024	6:03	56.9			58.6	55.2
1/1/2024	6:08	56.5	58.2		57.8	55.8
1/1/2024	6:13	60.1		58.6	61.9	59.5
1/1/2024	6:18	59.5			60.9	58.4
1/1/2024	6:23	58.0	59.1		58.9	56.7
1/1/2024	6:28	59.5			60.9	58.3
1/1/2024	6:33	59.1			60.4	58.4
1/1/2024	6:38	59.3	58.9		60.6	57.7
1/1/2024	6:43	58.3		58.1	60.2	56.6
1/1/2024	6:48	56.8			58.4	55.7
1/1/2024	6:53	57.1	57.0		57.7	55.7
1/1/2024	6:58	57.2			58.1	55.7
1/1/2024	23:02	60.6			62.1	58.8
1/1/2024	23:07	60.6	60.9		61.7	58.8
1/1/2024	23:12	61.4		61.0	63.1	60.7
1/1/2024	23:17	61.6			63.3	61.0
1/1/2024	23:22	61.1	61.2		62.3	60.3
1/1/2024	23:27	60.8			62.1	59.5
1/1/2024	23:32	62.1			63.5	60.5
1/1/2024	23:37	60.5	61.6		61.8	58.6
1/1/2024	23:42	61.9		61.4	62.7	60.0
1/1/2024	23:47	61.1			62.8	59.6
1/1/2024	23:52	60.2	61.2		61.5	59.5
1/1/2024	23:57	62.2			62.8	61.3
		Mean	59.0	59.1		
		Maximum	61.6	61.4		
		Minimum	57.0	57.9		

Date	Start Time	Leq (5mins)	Leq (15mins)	Leq (30mins)	L10 (5mins)	L90 (5mins)
2/1/2024	0:02	62.0			63.3	60.1
2/1/2024	0:07	60.2	61.0		61.3	58.4
2/1/2024	0:12	60.7		60.7	61.5	60.1
2/1/2024	0:17	60.4			61.0	58.6
2/1/2024	0:22	60.9	60.3		62.8	59.5
2/1/2024	0:27	59.5			61.2	58.8
2/1/2024	0:32	61.3			62.3	60.2
2/1/2024	0:37	58.4	60.1		59.9	56.8
2/1/2024	0:42	60.1		60.1	61.8	58.6
2/1/2024	0:47	60.6			61.9	60.0
2/1/2024	0:52	60.1	60.2		61.8	58.4
2/1/2024	0:57	59.8			61.6	58.2
2/1/2024	1:02	59.8			60.4	58.0
2/1/2024	1:07	61.4	60.2		62.6	60.3
2/1/2024	1:12	59.1		59.9	59.8	57.3
2/1/2024	1:17	59.0			60.5	57.1
2/1/2024	1:22	60.0	59.5		61.6	58.8
2/1/2024	1:27	59.4			60.2	57.6
2/1/2024	1:32	59.9			61.0	58.2
2/1/2024	1:37	60.0	59.6		61.5	58.9
2/1/2024	1:42	58.7		58.5	59.7	57.3
2/1/2024	1:47	57.6			58.5	56.5
2/1/2024	1:52	56.9	57.0		58.4	56.3
2/1/2024	1:57	56.4			58.1	55.2
2/1/2024	2:02	57.2			58.4	55.6
2/1/2024	2:07	58.2	58.7		59.3	56.6
2/1/2024	2:12	60.1		58.3	61.0	58.2
2/1/2024	2:17	58.1			59.2	57.4
2/1/2024	2:22	56.9	58.0		58.7	55.6
2/1/2024	2:27	58.8			59.7	58.2
2/1/2024	2:32	58.7			60.0	57.9
2/1/2024	2:37	59.9	59.4		61.2	59.2
2/1/2024	2:42	59.5		58.8	60.2	58.2
2/1/2024	2:47	57.0			57.6	55.7
2/1/2024	2:52	59.6	58.2		61.2	58.0
2/1/2024	2:57	57.5			58.5	56.4
2/1/2024	3:02	57.5			58.4	55.8
2/1/2024	3:07	58.6	57.7		60.3	57.3
2/1/2024	3:12	56.8		58.3	58.1	55.0
2/1/2024	3:17	60.4			62.2	59.1
2/1/2024	3:22	57.2	58.9		58.7	56.4
2/1/2024	3:27	58.5			60.1	57.7
2/1/2024	3:32	57.2			58.5	55.7
2/1/2024	3:37	56.9	57.2		58.6	55.2
2/1/2024	3:42	57.5		58.0	58.3	56.2
2/1/2024	3:47	58.5			59.5	56.8
2/1/2024	3:52	57.5	58.6		58.7	56.9
2/1/2024	3:57	59.6			61.1	57.9
2/1/2024	4:02	60.2			61.4	58.7
2/1/2024	4:07	60.4	59.4		62.1	58.9
2/1/2024	4:12	56.6		59.1	57.2	55.9
2/1/2024	4:17	60.2			60.9	59.5
2/1/2024	4:22	56.3	58.9		57.7	55.4
2/1/2024	4:27	59.3			60.8	57.7
2/1/2024	4:32	60.3			61.9	59.4
2/1/2024	4:37	57.8	58.7		58.9	56.1
2/1/2024	4:42	57.2		58.9	58.8	55.9
2/1/2024	4:47	60.1			61.4	59.3
2/1/2024	4:52	59.2	59.2		61.0	57.4
2/1/2024	4:57	57.9			59.8	56.2
2/1/2024	5:02	56.3			57.1	55.2
2/1/2024	5:07	56.4	56.5		57.9	55.6
2/1/2024	5:12	56.8		57.9	58.0	55.7
2/1/2024	5:17	58.8			59.9	57.2
2/1/2024	5:22	59.9	59.0		61.7	58.3
2/1/2024	5:27	58.0			58.9	56.7
2/1/2024	5:32	56.6			57.5	55.0
2/1/2024	5:37	56.8	57.2		57.7	56.0
2/1/2024	5:42	58.0		58.0	58.7	56.3
2/1/2024	5:47	59.5			61.2	58.5
2/1/2024	5:52	59.6	58.7		60.7	59.0
2/1/2024	5:57	56.2			57.2	55.4
2/1/2024	6:02	57.0			58.9	55.1
2/1/2024	6:07	59.6	58.1		61.4	59.0
2/1/2024	6:12	57.2		57.8	58.7	56.3
2/1/2024	6:17	57.3			59.1	56.3
2/1/2024	6:22	57.6	57.5		58.9	56.7
2/1/2024	6:27	57.6			59.2	56.8
2/1/2024	6:32	58.6			60.3	57.1
2/1/2024	6:37	56.7	57.6		57.8	54.9
2/1/2024	6:42	57.2		57.7	58.9	56.0
2/1/2024	6:47	58.7			60.2	57.9
2/1/2024	6:52	57.3	57.8		59.1	56.4
2/1/2024	6:57	57.2			57.9	55.3
2/1/2024	23:02	61.4			62.9	60.4
2/1/2024	23:07	61.8	61.4		62.5	60.2
2/1/2024	23:12	61.1		61.0	61.9	60.2
2/1/2024	23:17	60.6			61.8	59.0
2/1/2024	23:22	60.4	60.5		61.0	59.8
2/1/2024	23:27	60.6			61.4	59.5
2/1/2024	23:32	61.8			63.0	61.1
2/1/2024	23:37	61.9	61.4		62.5	60.3
2/1/2024	23:42	60.5		61.4	61.1	59.3
2/1/2024	23:47	61.6			63.1	59.9
2/1/2024	23:52	61.4	61.4		63.1	60.2
2/1/2024	23:57	61.2			62.9	59.6
		Mean	59.0	59.0		
		Maximum	61.4	61.4		
		Minimum	56.5	57.7		

Station: HC_M6

Date	Start Time	Leq (5mins)	Leq (15mins)	Leq (30mins)	L10 (5mins)	L90 (5mins)
3/1/2024	0:02	61.5	61.0	60.9	62.1	59.9
3/1/2024	0:07	60.4			62.0	59.0
3/1/2024	0:12	61.1			62.9	59.5
3/1/2024	0:17	60.3	60.9		61.5	58.4
3/1/2024	0:22	61.8			63.0	61.0
3/1/2024	0:27	60.3			61.0	58.6
3/1/2024	0:32	59.3	59.5	59.9	60.8	58.4
3/1/2024	0:37	60.2			61.2	59.0
3/1/2024	0:42	58.9			60.7	57.3
3/1/2024	0:47	59.9	60.2		60.5	58.9
3/1/2024	0:52	59.2			60.6	57.9
3/1/2024	0:57	61.2			62.3	60.6
3/1/2024	1:02	59.9	60.0	60.0	61.8	58.2
3/1/2024	1:07	60.5			61.1	58.6
3/1/2024	1:12	59.7			61.2	58.7
3/1/2024	1:17	58.3	59.9		59.5	56.5
3/1/2024	1:22	61.4			62.3	60.4
3/1/2024	1:27	59.3			60.8	58.5
3/1/2024	1:32	56.8	58.5	58.9	57.6	55.5
3/1/2024	1:37	60.3			61.4	58.6
3/1/2024	1:42	57.7			59.1	56.8
3/1/2024	1:47	59.3	59.3		60.5	57.5
3/1/2024	1:52	59.2			60.3	57.9
3/1/2024	1:57	59.3			60.6	58.1
3/1/2024	2:02	57.2	57.7	57.8	59.0	55.7
3/1/2024	2:07	58.9			60.8	58.0
3/1/2024	2:12	56.6			57.2	54.8
3/1/2024	2:17	56.6	58.0		57.3	55.4
3/1/2024	2:22	57.3			59.0	56.7
3/1/2024	2:27	59.5			61.4	58.0
3/1/2024	2:32	58.9	59.9	59.0	59.9	57.5
3/1/2024	2:37	60.3			61.9	58.7
3/1/2024	2:42	60.4			61.1	58.7
3/1/2024	2:47	56.4	57.8		58.3	55.0
3/1/2024	2:52	57.4			58.2	56.4
3/1/2024	2:57	59.1			60.4	58.1
3/1/2024	3:02	57.2	58.8	58.8	58.0	55.8
3/1/2024	3:07	60.1			60.9	59.3
3/1/2024	3:12	58.7			59.6	57.6
3/1/2024	3:17	57.2	58.8		58.0	55.4
3/1/2024	3:22	58.7			60.0	56.9
3/1/2024	3:27	60.1			61.8	59.1
3/1/2024	3:32	59.1	59.1	58.7	60.2	58.2
3/1/2024	3:37	60.3			61.5	59.5
3/1/2024	3:42	57.4			59.3	55.5
3/1/2024	3:47	59.0	58.2		60.4	57.3
3/1/2024	3:52	58.1			59.7	56.4
3/1/2024	3:57	57.4			58.8	55.6
3/1/2024	4:02	57.7	58.7	58.9	59.6	57.0
3/1/2024	4:07	60.1			60.7	59.3
3/1/2024	4:12	58.0			59.8	57.4
3/1/2024	4:17	57.4	59.0		58.1	56.6
3/1/2024	4:22	59.7			61.3	58.2
3/1/2024	4:27	59.5			60.4	58.9
3/1/2024	4:32	58.6	58.6	58.3	59.7	57.3
3/1/2024	4:37	57.4			58.2	56.6
3/1/2024	4:42	59.5			60.4	57.7
3/1/2024	4:47	56.2	57.9		57.1	54.7
3/1/2024	4:52	58.8			60.1	56.9
3/1/2024	4:57	58.3			59.6	56.5
3/1/2024	5:02	57.9	58.8	58.5	59.7	56.3
3/1/2024	5:07	58.2			59.9	56.3
3/1/2024	5:12	60.1			61.0	58.7
3/1/2024	5:17	57.5	58.2		58.3	56.1
3/1/2024	5:22	58.9			60.1	57.0
3/1/2024	5:27	58.1			59.8	56.4
3/1/2024	5:32	59.4	57.6	57.7	61.1	58.1
3/1/2024	5:37	56.3			58.2	54.4
3/1/2024	5:42	56.4			58.0	55.1
3/1/2024	5:47	58.0	57.8		59.5	56.4
3/1/2024	5:52	58.3			59.8	56.5
3/1/2024	5:57	57.1			58.9	55.6
3/1/2024	6:02	56.2	58.4	58.5	57.8	55.0
3/1/2024	6:07	59.3			60.4	57.7
3/1/2024	6:12	59.0			59.9	57.1
3/1/2024	6:17	58.3	58.7		59.7	57.6
3/1/2024	6:22	56.8			58.2	55.4
3/1/2024	6:27	60.3			62.2	59.2
3/1/2024	6:32	60.0	59.3	58.8	61.4	58.2
3/1/2024	6:37	56.5			57.7	54.6
3/1/2024	6:42	60.4			61.0	59.3
3/1/2024	6:47	57.5	58.3		59.4	56.5
3/1/2024	6:52	59.8			61.6	58.8
3/1/2024	6:57	57.2			58.9	56.6
		Mean	58.9	58.9		
		Maximum	61.0	60.9		
		Minimum	57.6	57.7		

Summary of Noise Monitoring Results during 23:00 - 07:00 on the next day at HC_M6		
	Leq (15mins)	**Leq (30mins)**
Mean	59.0	59.0
Maximum	62.1	61.7
Minimum	55.8	56.5

Appendix 3-10 Baseline Noise Monitoring Data – 07:00 - 19:00 at TW_M2

Station: TW_M2

Remark: *For Free Field measurement, +3 dB(A) was added to the measured results.

Date	Start Time	Leq (5mins)	Leq (5mins)*	Leq (30mins)	L10 (5mins)	L10 (5mins)*	L90 (5mins)	L90 (5mins)*
20/12/2023	13:42	55.8	58.8		58.2	61.2	57.0	60.0
20/12/2023	13:47	52.4	55.4		55.0	58.0	52.6	55.6
20/12/2023	13:52	51.9	54.9	54.3	53.7	56.7	53.1	56.1
20/12/2023	13:57	45.0	48.0		47.4	50.4	45.4	48.4
20/12/2023	14:02	46.6	49.6		49.2	52.2	46.3	49.3
20/12/2023	14:07	45.1	48.1		47.2	50.2	46.4	49.4
20/12/2023	14:12	47.0	50.0		49.2	52.2	48.1	51.1
20/12/2023	14:17	53.7	56.7		56.6	59.6	54.9	57.9
20/12/2023	14:22	46.0	49.0	52.9	48.6	51.6	47.1	50.1
20/12/2023	14:27	47.1	50.1		49.1	52.1	47.5	50.5
20/12/2023	14:32	45.0	48.0		47.1	50.1	45.4	48.4
20/12/2023	14:37	52.4	55.4		55.8	58.8	53.2	56.2
20/12/2023	14:42	53.8	56.8		56.1	59.1	54.4	57.4
20/12/2023	14:47	45.2	48.2		48.0	51.0	46.1	49.1
20/12/2023	14:52	50.3	53.3	53.1	52.2	55.2	50.4	53.4
20/12/2023	14:57	49.3	52.3		52.6	55.6	50.0	53.0
20/12/2023	15:02	44.8	47.8		47.9	50.9	46.0	49.0
20/12/2023	15:07	50.8	53.8		52.9	55.9	51.0	54.0
20/12/2023	15:12	50.8	53.8		53.4	56.4	52.1	55.1
20/12/2023	15:17	45.0	48.0		48.4	51.4	45.8	48.8
20/12/2023	15:22	44.4	47.4	54.3	46.7	49.7	44.7	47.7
20/12/2023	15:27	51.4	54.4		54.1	57.1	51.8	54.8
20/12/2023	15:32	55.3	58.3		58.3	61.3	55.9	58.9
20/12/2023	15:37	51.6	54.6		54.5	57.5	51.5	54.5
20/12/2023	15:42	55.5	58.5		57.7	60.7	55.9	58.9
20/12/2023	15:47	46.1	49.1		49.3	52.3	46.8	49.8
20/12/2023	15:52	48.4	51.4	52.6	50.9	53.9	48.6	51.6
20/12/2023	15:57	45.5	48.5		47.9	50.9	46.2	49.2
20/12/2023	16:02	44.1	47.1		46.6	49.6	44.2	47.2
20/12/2023	16:07	44.4	47.4		46.9	49.9	45.1	48.1
20/12/2023	16:12	56.4	59.4		59.0	62.0	57.4	60.4
20/12/2023	16:17	50.2	53.2		53.2	56.2	50.4	53.4
20/12/2023	16:22	48.7	51.7	55.4	51.3	54.3	49.2	52.2
20/12/2023	16:27	55.3	58.3		57.0	60.0	55.0	58.0
20/12/2023	16:32	45.4	48.4		47.4	50.4	46.4	49.4
20/12/2023	16:37	48.1	51.1		50.2	53.2	47.9	50.9
20/12/2023	16:42	46.8	49.8		50.0	53.0	46.4	49.4
20/12/2023	16:47	49.5	52.5		52.1	55.1	50.1	53.1
20/12/2023	16:52	43.8	46.8	53.1	47.1	50.1	44.9	47.9
20/12/2023	16:57	50.2	53.2		52.1	55.1	50.3	53.3
20/12/2023	17:02	55.0	58.0		58.4	61.4	55.4	58.4
20/12/2023	17:07	45.1	48.1		47.7	50.7	46.3	49.3
20/12/2023	17:12	55.1	58.1		58.4	61.4	55.3	58.3
20/12/2023	17:17	55.1	58.1		57.4	60.4	54.7	57.7
20/12/2023	17:22	43.3	46.3	56.6	45.3	48.3	43.8	46.8
20/12/2023	17:27	53.2	56.2		55.9	58.9	53.1	56.1
20/12/2023	17:32	50.1	53.1		52.9	55.9	51.1	54.1
20/12/2023	17:37	55.8	58.8		59.2	62.2	57.1	60.1
20/12/2023	17:42	53.0	56.0		55.1	58.1	54.3	57.3
20/12/2023	17:47	53.7	56.7		56.6	59.6	55.0	58.0
20/12/2023	17:52	43.0	46.0	54.6	44.9	47.9	42.8	45.8
20/12/2023	17:57	55.7	58.7		59.1	62.1	55.6	58.6
20/12/2023	18:02	43.2	46.2		45.1	48.1	44.1	47.1
20/12/2023	18:07	41.3	44.3		44.6	47.6	41.9	44.9
20/12/2023	18:12	43.9	46.9		46.8	49.8	43.9	46.9
20/12/2023	18:17	43.2	46.2		44.9	47.9	42.9	45.9
20/12/2023	18:22	42.2	45.2	45.8	45.6	48.6	43.0	46.0
20/12/2023	18:27	42.4	45.4		44.2	47.2	42.9	45.9
20/12/2023	18:32	41.8	44.8		43.5	46.5	43.1	46.1
20/12/2023	18:37	43.2	46.2		46.3	49.3	42.9	45.9
20/12/2023	18:42	42.9	45.9		46.3	49.3	43.2	46.2
20/12/2023	18:47	44.2	47.2		46.8	49.8	44.6	47.6
20/12/2023	18:52	44.6	47.6		47.3	50.3	44.8	47.8
20/12/2023	18:57	42.2	45.2		43.9	46.9	42.3	45.3
			Mean	53.3				
			Maximum	56.6				
			Minimum	45.8				

Date	Start Time	Leq (5mins)	Leq (5mins)*	Leq (30mins)	L10 (5mins)	L10 (5mins)*	L90 (5mins)	L90 (5mins)*
21/12/2023	07:02	40.1	43.1		42.0	45.0	37.8	40.8
21/12/2023	07:07	43.5	46.5		45.4	48.4	41.1	44.1
21/12/2023	07:12	41.7	44.7	45.0	43.8	46.8	39.0	42.0
21/12/2023	07:17	41.6	44.6		43.7	46.7	39.5	42.5
21/12/2023	07:22	43.3	46.3		45.5	48.5	41.1	44.1
21/12/2023	07:27	40.8	43.8		43.2	46.2	38.1	41.1
21/12/2023	07:32	42.7	45.7		45.0	48.0	40.8	43.8
21/12/2023	07:37	40.5	43.5		42.5	45.5	38.6	41.6
21/12/2023	07:42	42.9	45.9	45.0	44.9	47.9	40.2	43.2
21/12/2023	07:47	41.2	44.2		43.9	46.9	38.8	41.8
21/12/2023	07:52	43.3	46.3		46.3	49.3	40.3	43.3
21/12/2023	07:57	40.3	43.3		43.3	46.3	37.2	40.2
21/12/2023	08:02	41.7	44.7		44.9	47.9	39.2	42.2
21/12/2023	08:07	41.7	44.7		45.1	48.1	39.4	42.4
21/12/2023	08:12	40.3	43.3	44.5	43.3	46.3	37.8	40.8
21/12/2023	08:17	43.0	46.0		45.6	48.6	40.1	43.1
21/12/2023	08:22	40.1	43.1		43.1	46.1	37.8	40.8
21/12/2023	08:27	41.3	44.3		44.6	47.6	38.1	41.1
21/12/2023	08:32	47.4	50.4		50.7	53.7	45.1	48.1
21/12/2023	08:37	48.3	51.3		50.6	53.6	45.0	48.0
21/12/2023	08:42	52.5	55.5	51.3	55.3	58.3	50.2	53.2
21/12/2023	08:47	44.3	47.3		47.0	50.0	40.9	43.9
21/12/2023	08:52	46.9	49.9		49.5	52.5	43.8	46.8
21/12/2023	08:57	44.0	47.0		46.9	49.9	41.5	44.5
21/12/2023	09:02	53.1	56.1		56.4	59.4	50.0	53.0
21/12/2023	09:07	50.0	53.0		53.4	56.4	46.9	49.9
21/12/2023	09:12	48.7	51.7	53.0	52.1	55.1	45.8	48.8
21/12/2023	09:17	45.4	48.4		48.2	51.2	42.9	45.9
21/12/2023	09:22	51.3	54.3		54.0	57.0	48.1	51.1
21/12/2023	09:27	47.6	50.6		51.1	54.1	44.1	47.1
21/12/2023	09:32	44.6	47.6		48.3	51.3	41.8	44.8
21/12/2023	09:37	44.3	47.3		48.0	51.0	41.3	44.3
21/12/2023	09:42	52.4	55.4	51.5	55.7	58.7	48.6	51.6
21/12/2023	09:47	46.4	49.4		49.4	52.4	43.3	46.3
21/12/2023	09:52	47.9	50.9		51.2	54.2	45.2	48.2
21/12/2023	09:57	49.4	52.4		52.4	55.4	46.6	49.6
21/12/2023	10:02	49.9	52.9		52.8	55.8	47.1	50.1
21/12/2023	10:07	51.2	54.2		54.6	57.6	48.1	51.1
21/12/2023	10:12	47.6	50.6	55.5	50.4	53.4	44.9	47.9
21/12/2023	10:17	55.5	58.5		58.2	61.2	52.6	55.6
21/12/2023	10:22	53.9	56.9		57.7	60.7	50.5	53.5
21/12/2023	10:27	52.6	55.6		56.3	59.3	49.1	52.1
21/12/2023	10:32	52.5	55.5		55.7	58.7	49.8	52.8
21/12/2023	10:37	49.2	52.2		53.1	56.1	46.3	49.3
21/12/2023	10:42	44.7	47.7	54.6	48.2	51.2	42.0	45.0
21/12/2023	10:47	46.9	49.9		50.2	53.2	43.3	46.3
21/12/2023	10:52	53.6	56.6		56.4	59.4	50.5	53.5
21/12/2023	10:57	54.8	57.8		58.1	61.1	51.5	54.5
21/12/2023	11:02	50.1	53.1		52.8	55.8	47.0	50.0
21/12/2023	11:07	51.6	54.6		55.3	58.3	48.3	51.3
21/12/2023	11:12	53.5	56.5	53.7	56.5	59.5	49.6	52.6
21/12/2023	11:17	44.6	47.6		47.7	50.7	41.7	44.7
21/12/2023	11:22	52.4	55.4		55.5	58.5	48.5	51.5
21/12/2023	11:27	45.9	48.9		49.1	52.1	43.0	46.0
21/12/2023	11:32	56.9	59.9		60.8	63.8	53.2	56.2
21/12/2023	11:37	49.0	52.0		52.6	55.6	45.2	48.2
21/12/2023	11:42	51.1	54.1	55.0	54.8	57.8	47.8	50.8
21/12/2023	11:47	51.3	54.3		54.1	57.1	48.3	51.3
21/12/2023	11:52	49.4	52.4		53.0	56.0	45.8	48.8
21/12/2023	11:57	43.9	46.9		47.4	50.4	41.0	44.0
21/12/2023	12:02	44.7	47.7		48.1	51.1	41.3	44.3
21/12/2023	12:07	45.3	48.3		48.6	51.6	41.6	44.6
21/12/2023	12:12	50.3	53.3	50.0	53.9	56.9	46.5	49.5
21/12/2023	12:17	45.2	48.2		48.5	51.5	41.7	44.7
21/12/2023	12:22	44.5	47.5		48.1	51.1	41.5	44.5
21/12/2023	12:27	48.5	51.5		51.8	54.8	44.6	47.6
21/12/2023	12:32	50.9	53.9		54.6	57.6	47.1	50.1
21/12/2023	12:37	46.0	49.0		49.0	52.0	43.3	46.3
21/12/2023	12:42	46.4	49.4	53.2	49.7	52.7	42.9	45.9
21/12/2023	12:47	53.2	56.2		55.9	58.9	49.4	52.4
21/12/2023	12:52	52.6	55.6		55.8	58.8	49.0	52.0
21/12/2023	12:57	45.8	48.8		49.3	52.3	42.1	45.1
21/12/2023	13:02	45.1	48.1		48.7	51.7	42.1	45.1
21/12/2023	13:07	51.8	54.8		54.5	57.5	48.4	51.4
21/12/2023	13:12	54.3	57.3	54.9	57.0	60.0	50.7	53.7
21/12/2023	13:17	44.7	47.7		48.5	51.5	41.9	44.9
21/12/2023	13:22	56.2	59.2		59.2	62.2	53.2	56.2
21/12/2023	13:27	44.3	47.3		47.1	50.1	40.5	43.5
21/12/2023	13:32	49.3	52.3		53.2	56.2	45.9	48.9
21/12/2023	13:37	47.5	50.5		51.2	54.2	43.7	46.7
21/12/2023	13:42	49.6	52.6	52.3	53.4	56.4	46.6	49.6
21/12/2023	13:47	46.2	49.2		49.4	52.4	42.3	45.3
21/12/2023	13:52	49.7	52.7		52.9	55.9	45.9	48.9
21/12/2023	13:57	51.4	54.4		54.7	57.7	47.7	50.7
21/12/2023	14:02	52.3	55.3		55.5	58.5	49.1	52.1
21/12/2023	14:07	46.9	49.9		49.6	52.6	44.0	47.0
21/12/2023	14:12	49.3	52.3	53.7	52.4	55.4	46.0	49.0
21/12/2023	14:17	53.9	56.9		57.8	60.8	51.1	54.1
21/12/2023	14:22	45.2	48.2		48.8	51.8	41.4	44.4
21/12/2023	14:27	50.7	53.7		54.6	57.6	47.8	50.8
21/12/2023	14:32	50.1	53.1		53.6	56.6	46.8	49.8
21/12/2023	14:37	45.5	48.5		48.6	51.6	41.7	44.7
21/12/2023	14:42	55.5	58.5	53.5	59.0	62.0	51.8	54.8
21/12/2023	14:47	48.8	51.8		52.4	55.4	45.6	48.6
21/12/2023	14:52	44.2	47.2		47.2	50.2	40.7	43.7
21/12/2023	14:57	49.1	52.1		52.4	55.4	45.4	48.4
21/12/2023	15:02	53.6	56.6		56.5	59.5	50.0	53.0
21/12/2023	15:07	47.6	50.6		50.4	53.4	44.8	47.8
21/12/2023	15:12	46.7	49.7	54.9	49.6	52.6	43.5	46.5
21/12/2023	15:17	49.6	52.6		53.0	56.0	45.8	48.8
21/12/2023	15:22	51.3	54.3		54.2	57.2	48.5	51.5
21/12/2023	15:27	55.8	58.8		59.5	62.5	52.8	55.8
21/12/2023	15:32	49.2	52.2		52.4	55.4	46.1	49.1
21/12/2023	15:37	45.6	48.6		48.4	51.4	42.7	45.7
21/12/2023	15:42	48.6	51.6	54.6	52.2	55.2	45.1	48.1
21/12/2023	15:47	51.2	54.2		54.0	57.0	48.2	51.2
21/12/2023	15:52	55.4	58.4		58.4	61.4	52.0	55.0
21/12/2023	15:57	52.8	55.8		56.6	59.6	49.0	52.0
21/12/2023	16:02	53.6	56.6		56.5	59.5	50.6	53.6
21/12/2023	16:07	49.2	52.2		52.8	55.8	46.3	49.3
21/12/2023	16:12	45.4	48.4	53.1	49.3	52.3	41.9	44.9
21/12/2023	16:17	47.1	50.1		50.0	53.0	43.4	46.4
21/12/2023	16:22	52.9	55.9		56.6	59.6	49.0	52.0
21/12/2023	16:27	43.8	46.8		46.8	49.8	40.8	43.8
21/12/2023	16:32	54.1	57.1		57.0	60.0	50.7	53.7
21/12/2023	16:37	43.7	46.7		46.5	49.5	40.1	43.1
21/12/2023	16:42	47.0	50.0	52.5	50.5	53.5	43.7	46.7
21/12/2023	16:47	45.4	48.4		49.3	52.3	42.0	45.0
21/12/2023	16:52	48.0	51.0		51.9	54.9	44.9	47.9
21/12/2023	16:57	50.5	53.5		53.9	56.9	47.0	50.0
21/12/2023	17:02	50.9	53.9		54.8	57.8	47.8	50.8
21/12/2023	17:07	48.8	51.8		52.1	55.1	45.0	48.0
21/12/2023	17:12	52.8	55.8	54.0	56.1	59.1	49.8	52.8
21/12/2023	17:17	51.4	54.4		54.4	57.4	48.6	51.6
21/12/2023	17:22	52.4	55.4		56.2	59.2	48.9	51.9
21/12/2023	17:27	47.7	50.7		51.3	54.3	44.2	47.2
21/12/2023	17:32	54.0	57.0		57.5	60.5	50.6	53.6
21/12/2023	17:37	51.1	54.1		54.6	57.6	47.7	50.7
21/12/2023	17:42	55.3	58.3	56.9	58.9	61.9	52.1	55.1
21/12/2023	17:47	55.4	58.4		58.1	61.1	52.6	55.6
21/12/2023	17:52	53.3	56.3		56.6	59.6	49.4	52.4
21/12/2023	17:57	52.6	55.6		56.0	59.0	49.8	52.8
21/12/2023	18:02	52.3	55.3		55.1	58.1	49.2	52.2
21/12/2023	18:07	53.9	56.9		57.6	60.6	50.2	53.2
21/12/2023	18:12	53.3	56.3	56.6	56.3	59.3	50.2	53.2
21/12/2023	18:17	53.7	56.7		56.6	59.6	50.8	53.8
21/12/2023	18:22	54.1	57.1		57.5	60.5	50.2	53.2
21/12/2023	18:27	53.8	56.8		57.4	60.4	50.3	53.3
21/12/2023	18:32	53.4	56.4		57.2	60.2	50.4	53.4
21/12/2023	18:37	52.1	55.1		55.7	58.7	48.4	51.4
21/12/2023	18:42	50.2	53.2	54.2	52.9	55.9	46.3	49.3
21/12/2023	18:47	50.3	53.3		53.7	56.7	47.3	50.3
21/12/2023	18:52	49.5	52.5		52.5	55.5	45.9	48.9
21/12/2023	18:57	50.5	53.5		53.5	56.5	46.6	49.6
			Mean	52.6				
			Maximum	56.9				
			Minimum	44.5				

Station: TW_M2

Remark: *For Free Field measurement, +3 dB(A) was added to the measured results.

Date	Start Time	Leq (5mins)	Leq (5mins)*	Leq (30mins)	L10 (5mins)	L10 (5mins)*	L90 (5mins)	L90 (5mins)*
22/12/2023	07:02	43.7	46.7		46.5	49.5	40.7	43.7
22/12/2023	07:07	43.0	46.0		46.4	49.4	39.8	42.8
22/12/2023	07:12	40.9	43.9	46.0	44.1	47.1	37.5	40.5
22/12/2023	07:17	43.5	46.5		46.7	49.7	40.0	43.0
22/12/2023	07:22	42.7	45.7		46.4	49.4	39.5	42.5
22/12/2023	07:27	43.8	46.8		47.1	50.1	40.2	43.2
22/12/2023	07:32	42.9	45.9		45.6	48.6	40.2	43.2
22/12/2023	07:37	47.2	50.2		50.8	53.8	43.3	46.3
22/12/2023	07:42	45.8	48.8	51.3	49.0	52.0	42.5	45.5
22/12/2023	07:47	49.1	52.1		53.0	56.0	46.1	49.1
22/12/2023	07:52	50.8	53.8		54.6	57.6	46.9	49.9
22/12/2023	07:57	49.7	52.7		52.6	55.6	46.0	49.0
22/12/2023	08:02	43.7	46.7		47.0	50.0	40.4	43.4
22/12/2023	08:07	51.5	54.5		54.3	57.3	48.4	51.4
22/12/2023	08:12	46.1	49.1	50.4	49.6	52.6	43.4	46.4
22/12/2023	08:17	43.8	46.8		46.9	49.9	40.2	43.2
22/12/2023	08:22	45.9	48.9		48.6	51.6	42.1	45.1
22/12/2023	08:27	48.0	51.0		51.7	54.7	44.9	47.9
22/12/2023	08:32	45.1	48.1		48.9	51.9	41.9	44.9
22/12/2023	08:37	50.2	53.2		53.8	56.8	47.3	50.3
22/12/2023	08:42	44.1	47.1	51.2	47.3	50.3	41.2	44.2
22/12/2023	08:47	49.9	52.9		53.8	56.8	46.1	49.1
22/12/2023	08:52	48.9	51.9		52.5	55.5	45.5	48.5
22/12/2023	08:57	47.6	50.6		51.5	54.5	43.7	46.7
22/12/2023	09:02	46.4	49.4		49.8	52.8	43.1	46.1
22/12/2023	09:07	52.3	55.3		56.1	59.1	49.4	52.4
22/12/2023	09:12	50.1	53.1	52.7	53.2	56.2	46.4	49.4
22/12/2023	09:17	48.8	51.8		52.3	55.3	45.8	48.8
22/12/2023	09:22	49.8	52.8		53.1	56.1	46.3	49.3
22/12/2023	09:27	48.3	51.3		51.9	54.9	45.4	48.4
22/12/2023	09:32	46.5	49.5		49.6	52.6	42.7	45.7
22/12/2023	09:37	52.2	55.2		55.4	58.4	49.1	52.1
22/12/2023	09:42	45.4	48.4	51.7	48.4	51.4	42.4	45.4
22/12/2023	09:47	50.0	53.0		52.8	55.8	47.1	50.1
22/12/2023	09:52	46.7	49.7		50.0	53.0	43.2	46.2
22/12/2023	09:57	47.0	50.0		49.7	52.7	43.2	46.2
22/12/2023	10:02	49.6	52.6		53.1	56.1	45.7	48.7
22/12/2023	10:07	49.5	52.5		52.7	55.7	45.7	48.7
22/12/2023	10:12	48.1	51.1	51.3	51.4	54.4	44.4	47.4
22/12/2023	10:17	48.9	51.9		51.9	54.9	45.8	48.8
22/12/2023	10:22	47.0	50.0		50.3	53.3	44.1	47.1
22/12/2023	10:27	44.6	47.6		48.0	51.0	41.8	44.8
22/12/2023	10:32	52.2	55.2		55.1	58.1	48.7	51.7
22/12/2023	10:37	50.0	53.0		53.6	56.6	46.6	49.6
22/12/2023	10:42	51.0	54.0	53.1	54.8	57.8	47.1	50.1
22/12/2023	10:47	51.8	54.8		54.5	57.5	48.7	51.7
22/12/2023	10:52	45.6	48.6		48.7	51.7	42.0	45.0
22/12/2023	10:57	45.9	48.9		48.9	51.9	43.0	46.0
22/12/2023	11:02	50.4	53.4		53.8	56.8	47.1	50.1
22/12/2023	11:07	47.9	50.9		50.8	53.8	44.6	47.6
22/12/2023	11:12	48.3	51.3	52.6	51.6	54.6	45.3	48.3
22/12/2023	11:17	50.0	53.0		52.7	55.7	47.0	50.0
22/12/2023	11:22	52.0	55.0		55.9	58.9	48.6	51.6
22/12/2023	11:27	47.1	50.1		50.7	53.7	44.3	47.3
22/12/2023	11:32	50.1	53.1		53.0	56.0	47.3	50.3
22/12/2023	11:37	49.5	52.5		52.8	55.8	45.6	48.6
22/12/2023	11:42	48.3	51.3	52.2	51.5	54.5	45.1	48.1
22/12/2023	11:47	51.0	54.0		54.8	57.8	47.1	50.1
22/12/2023	11:52	49.0	52.0		52.6	55.6	46.0	49.0
22/12/2023	11:57	45.1	48.1		48.2	51.2	42.4	45.4
22/12/2023	12:02	51.3	54.3		54.2	57.2	48.6	51.6
22/12/2023	12:07	49.4	52.4		52.1	55.1	45.8	48.8
22/12/2023	12:12	48.0	51.0	52.8	51.7	54.7	44.7	47.7
22/12/2023	12:17	50.3	53.3		53.8	56.8	46.4	49.4
22/12/2023	12:22	49.0	52.0		52.1	55.1	45.9	48.9
22/12/2023	12:27	50.3	53.3		54.1	57.1	47.5	50.5
22/12/2023	12:32	51.4	54.4		55.1	58.1	47.9	50.9
22/12/2023	12:37	49.2	52.2		52.1	55.1	45.4	48.4
22/12/2023	12:42	47.2	50.2	53.0	50.8	53.8	44.3	47.3
22/12/2023	12:47	48.1	51.1		51.5	54.5	44.5	47.5
22/12/2023	12:52	51.3	54.3		54.3	57.3	48.1	51.1
22/12/2023	12:57	50.8	53.8		54.7	57.7	47.1	50.1
22/12/2023	13:02	48.5	51.5		52.0	55.0	45.8	48.8
22/12/2023	13:07	50.7	53.7		53.8	56.8	46.9	49.9
22/12/2023	13:12	48.7	51.7	52.6	51.5	54.5	46.0	49.0
22/12/2023	13:17	51.1	54.1		54.2	57.2	47.5	50.5
22/12/2023	13:22	49.7	52.7		53.5	56.5	46.1	49.1
22/12/2023	13:27	47.6	50.6		51.0	54.0	44.5	47.5
22/12/2023	13:32	47.6	50.6		50.6	53.6	43.8	46.8
22/12/2023	13:37	49.7	52.7		52.5	55.5	46.9	49.9
22/12/2023	13:42	50.9	53.9	52.3	54.3	57.3	47.7	50.7
22/12/2023	13:47	48.8	51.8		52.2	55.2	45.8	48.8
22/12/2023	13:52	47.5	50.5		51.4	54.4	44.8	47.8
22/12/2023	13:57	50.3	53.3		53.9	56.9	46.8	49.8
22/12/2023	14:02	50.3	53.3		53.4	56.4	46.5	49.5
22/12/2023	14:07	47.5	50.5		51.4	54.4	44.6	47.6
22/12/2023	14:12	50.4	53.4	52.5	53.2	56.2	46.8	49.8
22/12/2023	14:17	49.6	52.6		52.8	55.8	46.2	49.2
22/12/2023	14:22	47.4	50.4		51.3	54.3	43.9	46.9
22/12/2023	14:27	50.4	53.4		53.3	56.3	47.1	50.1
22/12/2023	14:32	48.7	51.7		51.7	54.7	46.0	49.0
22/12/2023	14:37	50.6	53.6		54.4	57.4	47.7	50.7
22/12/2023	14:42	50.4	53.4	53.1	53.4	56.4	46.9	49.9
22/12/2023	14:47	48.9	51.9		51.7	54.7	45.6	48.6
22/12/2023	14:52	50.2	53.2		53.1	56.1	47.0	50.0
22/12/2023	14:57	51.3	54.3		54.9	57.9	47.6	50.6
22/12/2023	15:02	49.3	52.3		52.1	55.1	46.5	49.5
22/12/2023	15:07	49.2	52.2		52.6	55.6	46.5	49.5
22/12/2023	15:12	50.1	53.1	52.6	53.1	56.1	47.3	50.3
22/12/2023	15:17	51.1	54.1		54.4	57.4	47.6	50.6
22/12/2023	15:22	48.6	51.6		51.9	54.9	45.7	48.7
22/12/2023	15:27	48.7	51.7		52.2	55.2	45.5	48.5
22/12/2023	15:32	49.7	52.7		52.8	55.8	46.9	49.9
22/12/2023	15:37	51.1	54.1		53.8	56.8	47.2	50.2
22/12/2023	15:42	48.4	51.4	52.6	52.0	55.0	45.3	48.3
22/12/2023	15:47	50.8	53.8		53.9	56.9	47.1	50.1
22/12/2023	15:52	47.5	50.5		50.8	53.8	44.6	47.6
22/12/2023	15:57	48.7	51.7		51.8	54.8	45.8	48.8
22/12/2023	16:02	49.3	52.3		53.0	56.0	45.7	48.7
22/12/2023	16:07	47.1	50.1		50.6	53.6	44.2	47.2
								3.0
22/12/2023	16:15	54.5	57.5		56.8	59.8	52.0	55.0
22/12/2023	16:20	54.4	57.4		57.6	60.6	51.9	54.9
22/12/2023	16:25	54.3	57.3		57.3	60.3	51.3	54.3
22/12/2023	16:30	51.4	54.4		54.4	57.4	49.2	52.2
22/12/2023	16:35	50.9	53.9		53.6	56.6	48.5	51.5
22/12/2023	16:40	51.2	54.2	54.8	53.2	56.2	48.2	51.2
22/12/2023	16:45	48.9	51.9		52.3	55.3	46.8	49.8
22/12/2023	16:50	55.4	58.4		57.8	60.8	52.5	55.5
22/12/2023	16:55	49.9	52.9		51.8	54.8	47.3	50.3
22/12/2023	17:00	48.6	51.6		51.2	54.2	45.6	48.6
22/12/2023	17:05	56.0	59.0		59.0	62.0	54.2	57.2
22/12/2023	17:10	51.7	54.7	56.5	53.9	56.9	49.0	52.0
22/12/2023	17:15	54.6	57.6		57.3	60.3	50.0	53.0
22/12/2023	17:20	49.6	52.6		52.9	55.9	47.1	50.1
22/12/2023	17:25	55.5	58.5		57.3	60.3	53.8	56.8
22/12/2023	17:30	55.2	58.2		56.9	59.9	51.9	54.9
22/12/2023	17:35	52.8	55.8		55.1	58.1	49.8	52.8
22/12/2023	17:40	52.6	55.6	56.0	56.0	59.0	50.8	53.8
22/12/2023	17:45	54.3	57.3		56.8	59.8	51.1	54.1
22/12/2023	17:50	52.2	55.2		54.2	57.2	49.2	52.2
22/12/2023	17:55	48.2	51.2		51.3	54.3	46.5	49.5
22/12/2023	18:00	49.7	52.7		52.3	55.3	47.6	50.6
22/12/2023	18:05	49.6	52.6		52.5	55.5	46.4	49.4
22/12/2023	18:10	51.9	54.9	54.4	54.4	57.4	49.6	52.6
22/12/2023	18:15	48.9	51.9		50.7	53.7	46.8	49.8
22/12/2023	18:20	53.7	56.7		56.7	59.7	51.4	54.4
22/12/2023	18:25	52.6	55.6		55.0	58.0	49.6	52.6
22/12/2023	18:30	49.1	52.1		51.9	54.9	46.0	49.0
22/12/2023	18:35	50.1	53.1		52.1	55.1	48.2	51.2
22/12/2023	18:40	50.5	53.5	52.7	53.0	56.0	47.7	50.7
22/12/2023	18:45	50.4	53.4		52.7	55.7	47.8	50.8
22/12/2023	18:50	49.8	52.8		51.6	54.6	47.7	50.7
22/12/2023	18:55	47.9	50.9		50.8	53.8	45.6	48.6
		Mean		52.5				
		Maximum		56.5				
		Minimum		46.0				

Date	Start Time	Leq (5mins)	Leq (5mins)*	Leq (30mins)	L10 (5mins)	L10 (5mins)*	L90 (5mins)	L90 (5mins)*
23/12/2023	07:00	43.1	46.1		45.8	48.8	41.0	44.0
23/12/2023	07:05	42.1	45.1		44.7	47.7	39.6	42.6
23/12/2023	07:10	41.2	44.2	45.4	43.9	46.9	39.3	42.3
23/12/2023	07:15	42.8	45.8		45.4	48.4	40.5	43.5
23/12/2023	07:20	43.8	46.8		45.6	48.6	41.1	44.1
23/12/2023	07:25	40.9	43.9		43.5	46.5	38.4	41.4
23/12/2023	07:30	43.3	46.3		45.3	48.3	40.6	43.6
23/12/2023	07:35	43.9	46.9		46.3	49.3	41.4	44.4
23/12/2023	07:40	43.5	46.5	46.2	45.5	48.5	41.6	44.6
23/12/2023	07:45	41.6	44.6		44.0	47.0	39.4	42.4
23/12/2023	07:50	41.7	44.7		44.0	47.0	39.2	42.2
23/12/2023	07:55	44.5	47.5		46.3	49.3	42.7	45.7
23/12/2023	08:00	43.8	46.8		46.3	49.3	41.3	44.3
23/12/2023	08:05	44.8	47.8		47.3	50.3	42.2	45.2
23/12/2023	08:10	41.5	44.5	46.6	44.0	47.0	38.5	41.5
23/12/2023	08:15	43.0	46.0		46.1	49.1	39.9	42.9
23/12/2023	08:20	44.9	47.9		48.2	51.2	42.3	45.3
23/12/2023	08:25	42.4	45.4		45.1	48.1	39.2	42.2
23/12/2023	08:30	51.1	54.1		54.1	57.1	48.3	51.3
23/12/2023	08:35	51.0	54.0		53.3	56.3	47.6	50.6
23/12/2023	08:40	48.0	51.0	52.9	50.6	53.6	45.7	48.7
23/12/2023	08:45	49.7	52.7		52.4	55.4	47.4	50.4
23/12/2023	08:50	51.6	54.6		54.1	57.1	49.3	52.3
23/12/2023	08:55	44.8	47.8		47.9	50.9	42.1	45.1
23/12/2023	09:00	46.2	49.2		49.0	52.0	43.0	46.0
23/12/2023	09:05	44.4	47.4		47.6	50.6	42.1	45.1
23/12/2023	09:10	44.0	47.0	50.5	47.4	50.4	40.8	43.8
23/12/2023	09:15	46.9	49.9		49.8	52.8	43.8	46.8
23/12/2023	09:20	46.2	49.2		48.5	51.5	43.6	46.6
23/12/2023	09:25	51.8	54.8		55.2	58.2	49.4	52.4
23/12/2023	09:30	48.2	51.2		51.3	54.3	45.0	48.0
23/12/2023	09:35	46.8	49.8		49.8	52.8	43.0	46.0
23/12/2023	09:40	43.7	46.7	50.6	47.0	50.0	40.8	43.8
23/12/2023	09:45	50.6	53.6		53.4	56.4	47.4	50.4
23/12/2023	09:50	44.9	47.9		48.5	51.5	41.1	44.1
23/12/2023	09:55	48.0	51.0		51.6	54.6	44.3	47.3
23/12/2023	10:00	45.4	48.4		48.9	51.9	42.5	45.5
23/12/2023	10:05	47.3	50.3		50.0	53.0	43.7	46.7
23/12/2023	10:10	45.7	48.7	49.3	49.0	52.0	43.0	46.0
23/12/2023	10:15	47.5	50.5		50.6	53.6	43.8	46.8
23/12/2023	10:20	44.1	47.1		46.9	49.9	40.4	43.4
23/12/2023	10:25	46.6	49.6		50.3	53.3	42.7	45.7
23/12/2023	10:30	47.5	50.5		50.3	53.3	44.4	47.4
23/12/2023	10:35	49.5	52.5		53.0	56.0	46.7	49.7
23/12/2023	10:40	51.6	54.6	52.0	54.4	57.4	47.8	50.8
23/12/2023	10:45	43.6	46.6		46.3	49.3	40.0	43.0
23/12/2023	10:50	51.6	54.6		54.7	57.7	47.9	50.9
23/12/2023	10:55	43.4	46.4		46.4	49.4	40.5	43.5
23/12/2023	11:00	48.2	51.2		51.2	54.2	44.6	47.6
23/12/2023	11:05	51.6	54.6		54.3	57.3	48.5	51.5
23/12/2023	11:10	53.1	56.1	54.4	56.2	59.2	49.7	52.7
23/12/2023	11:15	49.3	52.3		52.6	55.6	46.0	49.0
23/12/2023	11:20	54.1	57.1		57.9	60.9	50.4	53.4
23/12/2023	11:25	48.3	51.3		52.2	55.2	45.3	48.3
23/12/2023	11:30	48.8	51.8		51.9	54.9	45.1	48.1
23/12/2023	11:35	53.8	56.8		57.4	60.4	51.0	54.0
23/12/2023	11:40	53.6	56.6	54.9	56.9	59.9	50.0	53.0
23/12/2023	11:45	53.1	56.1		56.7	59.7	50.2	53.2
23/12/2023	11:50	50.7	53.7		54.1	57.1	47.0	50.0
23/12/2023	11:55	47.5	50.5		50.7	53.7	44.0	47.0
23/12/2023	12:00	47.6	50.6		50.5	53.5	44.4	47.4
23/12/2023	12:05	49.4	52.4		53.2	56.2	45.5	48.5
23/12/2023	12:10	52.4	55.4	53.6	56.1	59.1	49.3	52.3
23/12/2023	12:15	49.2	52.2		52.1	55.1	46.3	49.3
23/12/2023	12:20	48.4	51.4		51.6	54.6	44.7	47.7
23/12/2023	12:25	53.3	56.3		56.1	59.1	49.7	52.7
23/12/2023	12:30	49.4	52.4		52.7	55.7	45.9	48.9
23/12/2023	12:35	51.3	54.3		55.2	58.2	47.5	50.5
23/12/2023	12:40	52.0	55.0	53.8	55.1	58.1	48.8	51.8
23/12/2023	12:45	52.0	55.0		55.0	58.0	49.0	52.0
23/12/2023	12:50	50.6	53.6		54.4	57.4	47.3	50.3
23/12/2023	12:55	48.7	51.7		52.5	55.5	45.6	48.6
23/12/2023	13:00	52.4	55.4		55.5	58.5	48.8	51.8
23/12/2023	13:05	49.1	52.1		52.3	55.3	46.2	49.2
23/12/2023	13:10	51.1	54.1	53.9	54.9	57.9	47.6	50.6
23/12/2023	13:15	49.7	52.7		52.4	55.4	45.9	48.9
23/12/2023	13:20	49.8	52.8		52.8	55.8	47.0	50.0
23/12/2023	13:25	52.3	55.3		56.2	59.2	48.7	51.7
23/12/2023	13:30	51.2	54.2		54.8	57.8	48.4	51.4
23/12/2023	13:35	54.5	57.5		57.7	60.7	51.0	54.0
23/12/2023	13:40	51.0	54.0	54.4	53.8	56.8	47.6	50.6
23/12/2023	13:45	50.3	53.3		53.1	56.1	46.9	49.9
23/12/2023	13:50	50.4	53.4		53.8	56.8	47.4	50.4
23/12/2023	13:55	48.9	51.9		52.4	55.4	45.8	48.8
23/12/2023	14:00	49.6	52.6		52.7	55.7	46.4	49.4
23/12/2023	14:05	51.9	54.9		55.1	58.1	48.6	51.6
23/12/2023	14:10	49.1	52.1	53.8	52.0	55.0	46.4	49.4
23/12/2023	14:15	51.8	54.8		55.5	58.5	48.8	51.8
23/12/2023	14:20	48.7	51.7		51.5	54.5	45.6	48.6
23/12/2023	14:25	52.3	55.3		55.7	58.7	48.5	51.5
23/12/2023	14:30	48.4	51.4		51.1	54.1	45.5	48.5
23/12/2023	14:35	54.9	57.9		57.8	60.8	51.3	54.3
23/12/2023	14:40	51.8	54.8	54.6	55.2	58.2	48.2	51.2
23/12/2023	14:45	48.8	51.8		52.2	55.2	45.8	48.8
23/12/2023	14:50	50.2	53.2		53.1	56.1	46.3	49.3
23/12/2023	14:55	51.7	54.7		54.8	57.8	48.8	51.8
23/12/2023	15:00	55.4	58.4		58.7	61.7	52.4	55.4
23/12/2023	15:05	48.6	51.6		52.2	55.2	45.3	48.3
23/12/2023	15:10	55.0	58.0	56.3	58.5	61.5	51.2	54.2
23/12/2023	15:15	49.5	52.5		52.7	55.7	45.8	48.8
23/12/2023	15:20	52.7	55.7		56.1	59.1	49.4	52.4
23/12/2023	15:25	54.5	57.5		57.5	60.5	51.6	54.6
23/12/2023	15:30	52.9	55.9		56.8	59.8	50.2	53.2
23/12/2023	15:35	53.1	56.1		56.8	59.8	50.2	53.2
23/12/2023	15:40	48.5	51.5	54.7	52.1	55.1	45.5	48.5
23/12/2023	15:45	49.5	52.5		52.4	55.4	46.0	49.0
23/12/2023	15:50	51.5	54.5		54.4	57.4	47.8	50.8
23/12/2023	15:55	52.8	55.8		55.9	58.9	49.4	52.4
23/12/2023	16:00	50.8	53.8		54.6	57.6	47.4	50.4
23/12/2023	16:05	50.0	53.0	55.8	53.1	56.1	46.9	49.9
23/12/2023	16:10	55.0	58.0		57.7	60.7	52.0	55.0
23/12/2023	16:15	55.0	58.0		58.9	61.9	51.9	54.9
23/12/2023	16:20	53.1	56.1		56.7	59.7	49.8	52.8
23/12/2023	16:25	49.1	52.1		52.3	55.3	45.4	48.4
23/12/2023	16:30	50.2	53.2		53.8	56.8	47.4	50.4
23/12/2023	16:35	54.0	57.0		57.0	60.0	50.8	53.8
23/12/2023	16:40	54.8	57.8	56.5	57.9	60.9	51.8	54.8
23/12/2023	16:45	49.7	52.7		53.4	56.4	46.0	49.0
23/12/2023	16:50	52.8	55.8		55.5	58.5	49.9	52.9
23/12/2023	16:55	55.9	58.9		58.7	61.7	52.4	55.4
23/12/2023	17:00	53.4	56.4		56.2	59.2	50.3	53.3
23/12/2023	17:05	49.3	52.3		52.2	55.2	46.3	49.3
23/12/2023	17:10	54.8	57.8	55.0	57.7	60.7	52.0	55.0
23/12/2023	17:15	51.1	54.1		54.7	57.7	47.5	50.5
23/12/2023	17:20	51.7	54.7		55.2	58.2	48.6	51.6
23/12/2023	17:25	48.6	51.6		51.5	54.5	45.4	48.4
23/12/2023	17:30	55.0	58.0		57.8	60.8	51.9	54.9
23/12/2023	17:35	48.4	51.4		52.0	55.0	45.5	48.5
23/12/2023	17:40	52.4	55.4	55.7	56.1	59.1	49.1	52.1
23/12/2023	17:45	52.8	55.8		56.1	59.1	49.4	52.4
23/12/2023	17:50	48.8	51.8		52.1	55.1	45.8	48.8
23/12/2023	17:55	54.5	57.5		58.2	61.2	50.8	53.8
23/12/2023	18:00	51.6	54.6		55.5	58.5	47.8	50.8
23/12/2023	18:05	48.7	51.7		51.5	54.5	45.0	48.0
23/12/2023	18:10	48.3	51.3	52.5	51.6	54.6	45.0	48.0
23/12/2023	18:15	49.2	52.2		52.8	55.8	46.5	49.5
23/12/2023	18:20	50.1	53.1		53.5	56.5	47.1	50.1
23/12/2023	18:25	47.9	50.9		51.5	54.5	44.8	47.8
23/12/2023	18:30	53.3	56.3		57.1	60.1	49.6	52.6
23/12/2023	18:35	51.8	54.8		55.3	58.3	48.9	51.9
23/12/2023	18:40	54.1	57.1	55.3	57.0	60.0	50.7	53.7
23/12/2023	18:45	52.5	55.5		55.2	58.2	49.2	52.2
23/12/2023	18:50	49.8	52.8		53.6	56.6	46.7	49.7

Station: TW_M2

Remark: *For Free Field measurement, +3 dB(A) was added to the measured results.

Date	Start Time	Leq (5mins)	Leq (5mins)*	Leq (30mins)	L10 (5mins)	L10 (5mins)*	L90 (5mins)	L90 (5mins)*
24/12/2023	07:00	41.3	44.3		44.4	47.4	37.4	40.4
24/12/2023	07:05	43.2	46.2		47.1	50.1	40.0	43.0
24/12/2023	07:10	42.8	45.8	45.7	46.3	49.3	39.9	42.9
24/12/2023	07:15	42.4	45.4		45.8	48.8	39.1	42.1
24/12/2023	07:20	44.4	47.4		47.3	50.3	40.8	43.8
24/12/2023	07:25	41.4	44.4		44.6	47.6	37.7	40.7
24/12/2023	07:30	43.4	46.4		46.8	49.8	40.7	43.7
24/12/2023	07:35	44.2	47.2		48.1	51.1	41.2	44.2
24/12/2023	07:40	44.7	47.7	46.9	48.2	51.2	41.4	44.4
24/12/2023	07:45	44.9	47.9		47.7	50.7	41.2	44.2
24/12/2023	07:50	43.3	46.3		46.1	49.1	39.4	42.4
24/12/2023	07:55	42.0	45.0		45.7	48.7	38.8	41.8
24/12/2023	08:00	44.1	47.1		47.8	50.8	41.4	44.4
24/12/2023	08:05	43.3	46.3		46.5	49.5	40.4	43.4
24/12/2023	08:10	42.5	45.5	46.7	45.5	48.5	39.6	42.6
24/12/2023	08:15	44.8	47.8		47.8	50.8	41.6	44.6
24/12/2023	08:20	43.3	46.3		46.6	49.6	39.7	42.7
24/12/2023	08:25	43.6	46.6		47.3	50.3	40.8	43.8
24/12/2023	08:30	49.8	52.8		53.3	56.3	46.1	49.1
24/12/2023	08:35	50.0	53.0		53.3	56.3	46.3	49.3
24/12/2023	08:40	44.0	47.0	51.6	47.0	50.0	41.1	44.1
24/12/2023	08:45	45.4	48.4		49.0	52.0	41.7	44.7
24/12/2023	08:50	43.9	46.9		47.1	50.1	40.9	43.9
24/12/2023	08:55	52.0	55.0		55.6	58.6	48.4	51.4
24/12/2023	09:00	45.7	48.7		49.4	52.4	42.8	45.8
24/12/2023	09:05	43.7	46.7		47.1	50.1	40.4	43.4
24/12/2023	09:10	46.0	49.0	50.9	49.1	52.1	43.3	46.3
24/12/2023	09:15	51.7	54.7		54.6	57.6	48.5	51.5
24/12/2023	09:20	44.5	47.5		47.9	50.9	41.0	44.0
24/12/2023	09:25	49.8	52.8		53.1	56.1	47.1	50.1
24/12/2023	09:30	43.4	46.4		46.3	49.3	40.0	43.0
24/12/2023	09:35	48.0	51.0		51.1	54.1	44.1	47.1
24/12/2023	09:40	45.1	48.1	51.6	48.6	51.6	41.9	44.9
24/12/2023	09:45	51.8	54.8		54.5	57.5	48.5	51.5
24/12/2023	09:50	51.0	54.0		54.5	57.5	48.1	51.1
24/12/2023	09:55	46.4	49.4		49.2	52.2	43.0	46.0
24/12/2023	10:00	43.7	46.7		47.6	50.6	40.4	43.4
24/12/2023	10:05	44.2	47.2		47.6	50.6	40.5	43.5
24/12/2023	10:10	50.6	53.6	50.5	53.8	56.8	47.9	50.9
24/12/2023	10:15	44.3	47.3		47.7	50.7	41.4	44.4
24/12/2023	10:20	47.5	50.5		51.4	54.4	43.7	46.7
24/12/2023	10:25	49.7	52.7		53.6	56.6	46.8	49.8
24/12/2023	10:30	52.1	55.1		55.6	58.6	48.5	51.5
24/12/2023	10:35	50.4	53.4		53.9	56.9	47.7	50.7
24/12/2023	10:40	48.2	51.2	53.5	51.3	54.3	44.7	47.7
24/12/2023	10:45	47.1	50.1		49.9	52.9	44.1	47.1
24/12/2023	10:50	51.0	54.0		54.2	57.2	47.3	50.3
24/12/2023	10:55	51.9	54.9		55.3	58.3	48.9	51.9
24/12/2023	11:00	51.5	54.5		55.0	58.0	48.0	51.0
24/12/2023	11:05	47.9	50.9		50.7	53.7	44.4	47.4
24/12/2023	11:10	50.4	53.4	53.9	54.0	57.0	47.1	50.1
24/12/2023	11:15	52.0	55.0		55.4	58.4	48.1	51.1
24/12/2023	11:20	52.0	55.0		55.0	58.0	48.3	51.3
24/12/2023	11:25	50.5	53.5		53.8	56.8	47.4	50.4
24/12/2023	11:30	47.9	50.9		51.4	54.4	44.6	47.6
24/12/2023	11:35	49.4	52.4		52.4	55.4	45.8	48.8
24/12/2023	11:40	48.1	51.1	53.2	52.0	55.0	45.4	48.4
24/12/2023	11:45	47.5	50.5		50.6	53.6	44.6	47.6
24/12/2023	11:50	51.5	54.5		55.3	58.3	47.6	50.6
24/12/2023	11:55	53.5	56.5		56.8	59.8	49.7	52.7
24/12/2023	12:00	48.1	51.1		51.1	54.1	44.9	47.9
24/12/2023	12:05	51.8	54.8		54.8	57.8	48.3	51.3
24/12/2023	12:10	49.4	52.4	53.3	52.5	55.5	46.2	49.2
24/12/2023	12:15	52.0	55.0		55.7	58.7	48.6	51.6
24/12/2023	12:20	47.7	50.7		51.5	54.5	44.8	47.8
24/12/2023	12:25	50.9	53.9		54.7	57.7	47.8	50.8
24/12/2023	12:30	48.1	51.1		51.0	54.0	45.3	48.3
24/12/2023	12:35	50.7	53.7		54.1	57.1	48.0	51.0
24/12/2023	12:40	48.1	51.1	53.4	51.6	54.6	44.8	47.8
24/12/2023	12:45	51.5	54.5		55.0	58.0	48.7	51.7
24/12/2023	12:50	48.3	51.3		51.0	54.0	45.6	48.6
24/12/2023	12:55	53.2	56.2		56.3	59.3	49.4	52.4
24/12/2023	13:00	54.6	57.6		58.5	61.5	51.7	54.7
24/12/2023	13:05	51.5	54.5		55.1	58.1	48.6	51.6
24/12/2023	13:10	49.1	52.1	55.1	52.0	55.0	45.6	48.6
24/12/2023	13:15	53.4	56.4		56.6	59.6	50.0	53.0
24/12/2023	13:20	51.6	54.6		54.3	57.3	48.9	51.9
24/12/2023	13:25	50.1	53.1		53.1	56.1	46.5	49.5
24/12/2023	13:30	53.3	56.3		56.2	59.2	50.6	53.6
24/12/2023	13:35	53.5	56.5		57.2	60.2	49.8	52.8
24/12/2023	13:40	51.7	54.7	55.5	55.0	58.0	48.5	51.5
24/12/2023	13:45	52.7	55.7		56.5	59.5	48.8	51.8
24/12/2023	13:50	52.1	55.1		55.3	58.3	48.4	51.4
24/12/2023	13:55	50.9	53.9		54.6	57.6	47.4	50.4
24/12/2023	14:00	51.4	54.4		55.0	58.0	48.6	51.6
24/12/2023	14:05	50.8	53.8		53.6	56.6	47.1	50.1
24/12/2023	14:10	51.7	54.7	55.1	55.2	58.2	48.2	51.2
24/12/2023	14:15	52.3	55.3		55.1	58.1	49.0	52.0
24/12/2023	14:20	49.1	52.1		51.8	54.8	46.2	49.2
24/12/2023	14:25	55.1	58.1		58.4	61.4	51.2	54.2
24/12/2023	14:30	49.7	52.7		52.9	55.9	46.5	49.5
24/12/2023	14:35	50.8	53.8		53.9	56.9	47.3	50.3
24/12/2023	14:40	52.6	55.6	54.2	55.9	58.9	48.7	51.7
24/12/2023	14:45	52.4	55.4		55.1	58.1	49.0	52.0
24/12/2023	14:50	50.5	53.5		53.5	56.5	46.9	49.9
24/12/2023	14:55	50.2	53.2		53.6	56.6	47.0	50.0
24/12/2023	15:00	50.9	53.9		54.2	57.2	47.7	50.7
24/12/2023	15:05	50.1	53.1		53.5	56.5	47.4	50.4
24/12/2023	15:10	53.3	56.3	54.2	57.1	60.1	49.6	52.6
24/12/2023	15:15	51.9	54.9		55.5	58.5	48.0	51.0
24/12/2023	15:20	49.8	52.8		53.7	56.7	46.2	49.2
24/12/2023	15:25	50.0	53.0		53.6	56.6	47.1	50.1
24/12/2023	15:30	54.4	57.4		57.8	60.8	51.0	54.0
24/12/2023	15:35	53.5	56.5		56.3	59.3	50.7	53.7
24/12/2023	15:40	51.2	54.2	56.9	54.2	57.2	47.3	50.3
24/12/2023	15:45	50.3	53.3		54.1	57.1	47.3	50.3
24/12/2023	15:50	55.7	58.7		59.2	62.2	52.3	55.3
24/12/2023	15:55	55.5	58.5		59.4	62.4	52.8	55.8
24/12/2023	16:00	52.4	55.4		55.7	58.7	48.6	51.6
24/12/2023	16:05	49.4	52.4		53.3	56.3	45.8	48.8
24/12/2023	16:10	51.4	54.4	54.5	55.2	58.2	48.0	51.0
24/12/2023	16:15	50.2	53.2		54.1	57.1	46.8	49.8
24/12/2023	16:20	49.1	52.1		52.5	55.5	46.4	49.4
24/12/2023	16:25	54.1	57.1		57.9	60.9	51.1	54.1
24/12/2023	16:30	55.0	58.0		58.9	61.9	51.2	54.2
24/12/2023	16:35	49.1	52.1		52.3	55.3	46.4	49.4
24/12/2023	16:40	52.5	55.5	55.0	55.2	58.2	48.9	51.9
24/12/2023	16:45	51.2	54.2		54.1	57.1	48.3	51.3
24/12/2023	16:50	51.1	54.1		53.9	56.9	48.2	51.2
24/12/2023	16:55	50.6	53.6		53.7	56.7	46.9	49.9
24/12/2023	17:00	53.7	56.7		57.4	60.4	50.0	53.0
24/12/2023	17:05	56.1	59.1		58.8	61.8	52.2	55.2
24/12/2023	17:10	54.5	57.5	56.7	58.1	61.1	50.8	53.8
24/12/2023	17:15	49.8	52.8		53.3	56.3	46.0	49.0
24/12/2023	17:20	54.6	57.6		57.7	60.7	51.7	54.7
24/12/2023	17:25	50.5	53.5		53.5	56.5	47.4	50.4
24/12/2023	17:30	48.6	51.6		52.4	55.4	45.2	48.2
24/12/2023	17:35	54.2	57.2		58.1	61.1	50.7	53.7
24/12/2023	17:40	54.0	57.0	57.1	57.2	60.2	50.2	53.2
24/12/2023	17:45	54.4	57.4		57.9	60.9	50.9	53.9
24/12/2023	17:50	54.1	57.1		57.2	60.2	51.1	54.1
24/12/2023	17:55	56.1	59.1		59.0	62.0	52.6	55.6
24/12/2023	18:00	53.9	56.9		57.0	60.0	50.9	53.9
24/12/2023	18:05	48.1	51.1		50.9	53.9	44.9	47.9
24/12/2023	18:10	53.4	56.4	54.3	56.8	59.8	50.2	53.2
24/12/2023	18:15	50.0	53.0		52.7	55.7	46.5	49.5
24/12/2023	18:20	49.9	52.9		52.6	55.6	46.1	49.1
24/12/2023	18:25	48.9	51.9		51.9	54.9	45.1	48.1
24/12/2023	18:30	48.6	51.6		51.5	54.5	44.8	47.8
24/12/2023	18:35	55.1	58.1		58.0	61.0	51.7	54.7
24/12/2023	18:40	55.2	58.2	55.1	58.2	61.2	52.4	55.4
24/12/2023	18:45	49.5	52.5		53.0	56.0	46.3	49.3
24/12/2023	18:50	49.4	52.4		52.4	55.4	45.5	48.5
24/12/2023	18:55	48.2	51.2		51.5	54.5	44.7	47.7
			Mean	53.1				
			Maximum	57.1				
			Minimum	45.7				

Date	Start Time	Leq (5mins)	Leq (5mins)*	Leq (30mins)	L10 (5mins)	L10 (5mins)*	L90 (5mins)	L90 (5mins)*
25/12/2023	07:00	44.7	47.7		48.3	51.3	40.8	43.8
25/12/2023	07:05	41.5	44.5		44.4	47.4	38.2	41.2
25/12/2023	07:10	42.4	45.4	46.2	46.1	49.1	39.4	42.4
25/12/2023	07:15	42.9	45.9		45.7	48.7	40.0	43.0
25/12/2023	07:20	42.3	45.3		46.1	49.1	38.9	41.9
25/12/2023	07:25	44.4	47.4		48.3	51.3	41.7	44.7
25/12/2023	07:30	43.1	46.1		46.5	49.5	40.2	43.2
25/12/2023	07:35	42.8	45.8		45.7	48.7	39.1	42.1
25/12/2023	07:40	41.0	44.0	46.2	44.0	47.0	38.0	41.0
25/12/2023	07:45	44.7	47.7		48.1	51.1	41.2	44.2
25/12/2023	07:50	43.8	46.8		47.3	50.3	40.6	43.6
25/12/2023	07:55	43.1	46.1		46.1	49.1	40.3	43.3
25/12/2023	08:00	42.6	45.6		45.4	48.4	39.5	42.5
25/12/2023	08:05	43.7	46.7		46.9	49.9	40.1	43.1
25/12/2023	08:10	42.8	45.8	46.6	46.2	49.2	39.5	42.5
25/12/2023	08:15	44.7	47.7		48.3	51.3	41.9	44.9
25/12/2023	08:20	41.9	44.9		44.9	47.9	38.1	41.1
25/12/2023	08:25	45.2	48.2		48.0	51.0	41.5	44.5
25/12/2023	08:30	45.0	48.0		47.8	50.8	42.3	45.3
25/12/2023	08:35	41.5	44.5		44.5	47.5	38.5	41.5
25/12/2023	08:40	49.8	52.8	49.6	53.6	56.6	46.1	49.1
25/12/2023	08:45	45.7	48.7		49.4	52.4	43.0	46.0
25/12/2023	08:50	43.7	46.7		46.8	49.8	40.6	43.6
25/12/2023	08:55	48.7	51.7		52.2	55.2	45.4	48.4
25/12/2023	09:00	47.1	50.1		49.8	52.8	43.7	46.7
25/12/2023	09:05	51.5	54.5		55.2	58.2	48.0	51.0
25/12/2023	09:10	46.2	49.2	52.1	49.1	52.1	42.5	45.5
25/12/2023	09:15	45.3	48.3		49.2	52.2	41.6	44.6
25/12/2023	09:20	51.2	54.2		54.9	57.9	47.3	50.3
25/12/2023	09:25	49.2	52.2		52.3	55.3	45.5	48.5
25/12/2023	09:30	47.6	50.6		50.8	53.8	44.4	47.4
25/12/2023	09:35	47.8	50.8		51.0	54.0	43.9	46.9
25/12/2023	09:40	44.4	47.4	50.1	48.3	51.3	41.5	44.5
25/12/2023	09:45	47.4	50.4		51.2	54.2	44.3	47.3
25/12/2023	09:50	46.9	49.9		50.4	53.4	44.1	47.1
25/12/2023	09:55	47.4	50.4		50.5	53.5	44.6	47.6
25/12/2023	10:00	48.5	51.5		51.5	54.5	45.7	48.7
25/12/2023	10:05	49.1	52.1		52.5	55.5	45.2	48.2
25/12/2023	10:10	44.4	47.4	51.0	47.6	50.6	41.1	44.1
25/12/2023	10:15	49.2	52.2		52.1	55.1	46.3	49.3
25/12/2023	10:20	48.3	51.3		51.0	54.0	45.3	48.3
25/12/2023	10:25	46.5	49.5		49.8	52.8	43.4	46.4
25/12/2023	10:30	45.9	48.9		49.7	52.7	42.5	45.5
25/12/2023	10:35	49.5	52.5	50.9	52.8	55.8	46.6	49.6
25/12/2023	10:40	45.8	48.8		48.7	51.7	42.6	45.6
25/12/2023	10:45	49.4	52.4		52.6	55.6	46.7	49.7
25/12/2023	10:50	49.7	52.7		53.6	56.6	47.0	50.0
25/12/2023	10:55	43.9	46.9		47.7	50.7	40.9	43.9
25/12/2023	11:00	51.5	54.5		55.4	58.4	48.4	51.4
25/12/2023	11:05	45.3	48.3		49.2	52.2	42.5	45.5
25/12/2023	11:10	52.8	55.8	55.1	56.2	59.2	50.1	53.1
25/12/2023	11:15	52.0	55.0		55.0	58.0	48.6	51.6
25/12/2023	11:20	53.9	56.9		56.8	59.8	50.6	53.6
25/12/2023	11:25	53.2	56.2		57.0	60.0	50.3	53.3
25/12/2023	11:30	50.6	53.6		53.4	56.4	47.2	50.2
25/12/2023	11:35	48.0	51.0		51.9	54.9	44.8	47.8
25/12/2023	11:40	48.7	51.7	55.2	52.5	55.5	45.8	48.8
25/12/2023	11:45	53.6	56.6		57.0	60.0	50.2	53.2
25/12/2023	11:50	54.1	57.1		57.1	60.1	50.3	53.3
25/12/2023	11:55	54.0	57.0		57.7	60.7	50.1	53.1
25/12/2023	12:00	51.8	54.8		54.7	57.7	48.7	51.7
25/12/2023	12:05	52.3	55.3		55.8	58.8	48.8	51.8
25/12/2023	12:10	51.1	54.1	54.0	54.1	57.1	48.4	51.4
25/12/2023	12:15	52.0	55.0		55.5	58.5	48.6	51.6
25/12/2023	12:20	49.2	52.2		52.2	55.2	45.3	48.3
25/12/2023	12:25	48.2	51.2		51.7	54.7	44.6	47.6
25/12/2023	12:30	53.4	56.4		56.6	59.6	49.5	52.5
25/12/2023	12:35	49.3	52.3		52.9	55.9	45.6	48.6
25/12/2023	12:40	48.1	51.1	54.6	51.0	54.0	45.4	48.4
25/12/2023	12:45	53.9	56.9		57.3	60.3	50.1	53.1
25/12/2023	12:50	47.4	50.4		50.8	53.8	44.2	47.2
25/12/2023	12:55	52.9	55.9		55.7	58.7	49.6	52.6
25/12/2023	13:00	47.6	50.6		51.1	54.1	43.8	46.8
25/12/2023	13:05	54.1	57.1		56.8	59.8	51.4	54.4
25/12/2023	13:10	48.9	51.9	54.3	52.2	55.2	46.1	49.1
25/12/2023	13:15	50.4	53.4		54.0	57.0	47.2	50.2
25/12/2023	13:20	53.7	56.7		56.9	59.9	50.0	53.0
25/12/2023	13:25	48.6	51.6		52.3	55.3	45.1	48.1
25/12/2023	13:30	54.5	57.5		58.1	61.1	50.6	53.6
25/12/2023	13:35	51.4	54.4		54.5	57.5	47.5	50.5
25/12/2023	13:40	51.5	54.5	55.2	54.4	57.4	48.7	51.7
25/12/2023	13:45	48.4	51.4		51.7	54.7	45.4	48.4
25/12/2023	13:50	49.9	52.9		52.7	55.7	47.1	50.1
25/12/2023	13:55	54.1	57.1		57.8	60.8	50.6	53.6
25/12/2023	14:00	51.8	54.8		55.5	58.5	47.9	50.9
25/12/2023	14:05	52.6	55.6		55.7	58.7	49.7	52.7
25/12/2023	14:10	49.0	52.0	53.2	52.1	55.1	45.8	48.8
25/12/2023	14:15	48.3	51.3		51.5	54.5	45.4	48.4
25/12/2023	14:20	49.2	52.2		53.1	56.1	46.0	49.0
25/12/2023	14:25	48.5	51.5		51.7	54.7	44.7	47.7
25/12/2023	14:30	51.0	54.0		53.8	56.8	47.5	50.5
25/12/2023	14:35	52.0	55.0		55.4	58.4	48.8	51.8
25/12/2023	14:40	48.3	51.3	54.3	51.2	54.2	45.0	48.0
25/12/2023	14:45	51.7	54.7		54.5	57.5	48.3	51.3
25/12/2023	14:50	48.9	51.9		52.5	55.5	45.3	48.3
25/12/2023	14:55	53.7	56.7		57.0	60.0	50.3	53.3
25/12/2023	15:00	54.7	57.7		57.9	60.9	51.5	54.5
25/12/2023	15:05	55.7	58.7		58.4	61.4	52.8	55.8
25/12/2023	15:10	51.1	54.1	57.4	54.7	57.7	48.4	51.4
25/12/2023	15:15	54.8	57.8		58.4	61.4	51.2	54.2
25/12/2023	15:20	55.0	58.0		58.9	61.9	51.7	54.7
25/12/2023	15:25	53.9	56.9		56.6	59.6	50.7	53.7
25/12/2023	15:30	51.2	54.2		54.1	57.1	47.7	50.7
25/12/2023	15:35	53.1	56.1		56.1	59.1	50.1	53.1
25/12/2023	15:40	50.7	53.7		55.9	58.9	48.2	51.2
25/12/2023	15:58	51.3	54.3		53.6	56.6	49.2	52.2
25/12/2023	16:03	51.2	54.2		54.2	57.2	48.5	51.5
25/12/2023	16:08	50.5	53.5		52.9	55.9	47.4	50.4
25/12/2023	16:13	50.5	53.5	54.9	53.1	56.1	47.2	50.2
25/12/2023	16:18	55.8	58.8		59.2	62.2	52.7	55.7
25/12/2023	16:23	48.4	51.4		51.3	54.3	45.4	48.4
25/12/2023	16:28	51.2	54.2		54.2	57.2	47.8	50.8
25/12/2023	16:33	54.0	57.0		56.9	59.9	50.8	53.8
25/12/2023	16:38	48.4	51.4		51.4	54.4	46.7	49.7
25/12/2023	16:43	49.1	52.1	55.1	51.7	54.7	46.4	49.4
25/12/2023	16:48	54.3	57.3		56.9	59.9	52.0	55.0
25/12/2023	16:53	49.2	52.2		50.9	53.9	46.8	49.8
25/12/2023	16:58	53.5	56.5		55.7	58.7	49.4	52.4
25/12/2023	17:03	50.1	53.1		52.1	55.1	47.5	50.5
25/12/2023	17:08	51.5	54.5		54.9	57.9	49.5	52.5
25/12/2023	17:13	55.4	58.4	55.5	58.6	61.6	53.7	56.7
25/12/2023	17:18	53.3	56.3		55.9	58.9	50.2	53.2
25/12/2023	17:23	49.5	52.5		51.2	54.2	46.9	49.9
25/12/2023	17:28	52.3	55.3		54.9	57.9	50.3	53.3
25/12/2023	17:33	51.2	54.2		52.9	55.9	48.6	51.6
25/12/2023	17:38	51.6	54.6		55.0	58.0	48.9	51.9
25/12/2023	17:43	49.5	52.5	54.4	52.1	55.1	46.7	49.7
25/12/2023	17:48	49.8	52.8		52.4	55.4	48.1	51.1
25/12/2023	17:53	49.9	52.9		52.6	55.6	47.3	50.3
25/12/2023	17:58	54.3	57.3		56.6	59.6	52.4	55.4
25/12/2023	18:03	53.4	56.4		56.6	59.6	51.7	54.7
25/12/2023	18:08	52.6	55.6		55.1	58.1	50.9	53.9
25/12/2023	18:13	53.6	56.6	56.2	55.7	58.7	51.2	54.2
25/12/2023	18:18	53.0	56.0		55.4	58.4	50.7	53.7
25/12/2023	18:23	51.5	54.5		53.7	56.7	48.1	51.1
25/12/2023	18:28	54.5	57.5		57.6	60.6	51.1	54.1
25/12/2023	18:33	52.6	55.6		55.2	58.2	50.2	53.2
25/12/2023	18:38	51.9	54.9	55.2	54.6	57.6	49.2	52.2
25/12/2023	18:43	48.0	51.0		50.7	53.7	44.8	47.8
25/12/2023	18:48	52.8	55.8		55.3	58.3	50.4	53.4
25/12/2023	18:53	54.2	57.2		56.8	59.8	52.0	55.0
25/12/2023	18:58	51.2	54.2		53.2	56.2	48.5

Station: TW_M2

Remark: *For Free Field measurement, +3 dB(A) was added to the measured results.

Date	Start Time	Leq (5mins)	Leq (5mins)*	Leq (30mins)	L10 (5mins)	L10 (5mins)*	L90 (5mins)	L90 (5mins)*
26/12/2023	07:03	42.4	45.4		45.0	48.0	40.0	43.0
26/12/2023	07:08	41.3	44.3		43.1	46.1	38.8	41.8
26/12/2023	07:13	44.3	47.3	46.4	46.5	49.5	42.0	45.0
26/12/2023	07:18	44.2	47.2		46.3	49.3	41.8	44.8
26/12/2023	07:23	43.1	46.1		45.5	48.5	41.1	44.1
26/12/2023	07:28	44.1	47.1		46.0	49.0	41.6	44.6
26/12/2023	07:33	45.0	48.0		47.4	50.4	43.0	46.0
26/12/2023	07:38	43.0	46.0		45.0	48.0	41.1	44.1
26/12/2023	07:43	45.0	48.0	47.3	48.4	51.4	42.3	45.3
26/12/2023	07:48	45.1	48.1		48.5	51.5	42.6	45.6
26/12/2023	07:53	43.0	46.0		46.1	49.1	40.7	43.7
26/12/2023	07:58	43.9	46.9		46.8	49.8	41.1	44.1
26/12/2023	08:03	44.6	47.6		47.6	50.6	41.4	44.4
26/12/2023	08:08	44.5	47.5		47.3	50.3	41.5	44.5
26/12/2023	08:13	46.6	49.6	51.1	50.0	53.0	43.8	46.8
26/12/2023	08:18	51.0	54.0		54.3	57.3	48.7	51.7
26/12/2023	08:23	45.0	48.0		47.5	50.5	42.3	45.3
26/12/2023	08:28	51.1	54.1		53.5	56.5	48.4	51.4
26/12/2023	08:33	44.7	47.7		47.2	50.2	41.9	44.9
26/12/2023	08:38	45.9	48.9		48.9	51.9	43.4	46.4
26/12/2023	08:43	52.0	55.0	51.6	55.1	58.1	49.5	52.5
26/12/2023	08:48	45.6	48.6		48.3	51.3	42.5	45.5
26/12/2023	08:53	51.1	54.1		54.5	57.5	48.3	51.3
26/12/2023	08:58	46.6	49.6		49.8	52.8	44.1	47.1
26/12/2023	09:03	48.4	51.4		50.8	53.8	45.0	48.0
26/12/2023	09:08	45.8	48.8		49.2	52.2	42.9	45.9
26/12/2023	09:13	44.0	47.0	51.5	47.1	50.1	41.0	44.0
26/12/2023	09:18	49.1	52.1		51.9	54.9	45.5	48.5
26/12/2023	09:23	49.7	52.7		53.2	56.2	46.3	49.3
26/12/2023	09:28	50.7	53.7		54.1	57.1	47.8	50.8
26/12/2023	09:33	50.1	53.1		53.5	56.5	46.7	49.7
26/12/2023	09:38	47.5	50.5		50.2	53.2	44.5	47.5
26/12/2023	09:43	43.6	46.6	51.3	46.9	49.9	40.0	43.0
26/12/2023	09:48	47.0	50.0		50.6	53.6	43.5	46.5
26/12/2023	09:53	50.5	53.5		54.1	57.1	47.2	50.2
26/12/2023	09:58	48.0	51.0		51.4	54.4	44.9	47.9
26/12/2023	10:03	46.4	49.4		49.4	52.4	42.5	45.5
26/12/2023	10:08	43.7	46.7		46.5	49.5	40.4	43.4
26/12/2023	10:13	51.2	54.2	51.8	55.1	58.1	47.5	50.5
26/12/2023	10:18	51.8	54.8		54.8	57.8	48.1	51.1
26/12/2023	10:23	46.2	49.2		49.2	52.2	42.9	45.9
26/12/2023	10:28	48.2	51.2		51.2	54.2	45.5	48.5
26/12/2023	10:33	44.2	47.2		47.9	50.9	41.0	44.0
26/12/2023	10:38	47.6	50.6	51.0	51.0	54.0	44.2	47.2
26/12/2023	10:43	48.1	51.1		50.9	53.9	44.4	47.4
26/12/2023	10:48	48.0	51.0		51.2	54.2	44.6	47.6
26/12/2023	10:53	49.0	52.0		51.7	54.7	45.3	48.3
26/12/2023	10:58	49.5	52.5		52.9	55.9	46.8	49.8
26/12/2023	11:03	50.4	53.4		54.1	57.1	46.9	49.9
26/12/2023	11:08	47.4	50.4		50.3	53.3	43.9	46.9
26/12/2023	11:13	53.3	56.3	54.6	56.0	59.0	50.4	53.4
26/12/2023	11:18	52.2	55.2		55.3	58.3	49.2	52.2
26/12/2023	11:23	48.9	51.9		52.6	55.6	45.2	48.2
26/12/2023	11:28	54.0	57.0		57.4	60.4	50.3	53.3
26/12/2023	11:33	48.6	51.6		51.5	54.5	45.1	48.1
26/12/2023	11:38	47.7	50.7		50.9	53.9	44.3	47.3
26/12/2023	11:43	47.4	50.4	52.2	50.9	53.9	43.8	46.8
26/12/2023	11:48	48.8	51.8		52.7	55.7	45.8	48.8
26/12/2023	11:53	49.8	52.8		53.3	56.3	47.0	50.0
26/12/2023	11:58	51.6	54.6		55.3	58.3	48.8	51.8
26/12/2023	12:03	52.0	55.0		54.9	57.9	48.8	51.8
26/12/2023	12:08	50.3	53.3		54.2	57.2	47.4	50.4
26/12/2023	12:13	54.0	57.0	55.5	56.7	59.7	51.3	54.3
26/12/2023	12:18	51.7	54.7		55.5	58.5	48.4	51.4
26/12/2023	12:23	51.4	54.4		55.1	58.1	48.1	51.1
26/12/2023	12:28	54.1	57.1		57.6	60.6	50.3	53.3
26/12/2023	12:33	50.1	53.1		53.7	56.7	47.3	50.3
26/12/2023	12:38	49.6	52.6		52.4	55.4	46.2	49.2
26/12/2023	12:43	50.7	53.7	54.2	53.8	56.8	47.7	50.7
26/12/2023	12:48	50.6	53.6		54.2	57.2	47.5	50.5
26/12/2023	12:53	54.5	57.5		58.4	61.4	51.0	54.0
26/12/2023	12:58	49.4	52.4		53.2	56.2	45.6	48.6
26/12/2023	13:03	50.2	53.2		53.1	56.1	46.7	49.7
26/12/2023	13:08	50.5	53.5		53.6	56.6	46.7	49.7
26/12/2023	13:13	51.6	54.6	53.7	55.3	58.3	48.7	51.7
26/12/2023	13:18	50.0	53.0		53.2	56.2	46.1	49.1
26/12/2023	13:23	52.2	55.2		55.0	58.0	48.7	51.7
26/12/2023	13:28	49.1	52.1		52.1	55.1	45.2	48.2
26/12/2023	13:33	53.8	56.8		56.9	59.9	50.3	53.3
26/12/2023	13:38	54.0	57.0		57.8	60.8	50.7	53.7
26/12/2023	13:43	54.6	57.6	56.5	57.3	60.3	50.9	53.9
26/12/2023	13:48	51.8	54.8		55.7	58.7	47.9	50.9
26/12/2023	13:53	53.1	56.1		56.9	59.9	49.6	52.6
26/12/2023	13:58	53.4	56.4		56.4	59.4	50.6	53.6
26/12/2023	14:03	55.1	58.1		58.8	61.8	51.8	54.8
26/12/2023	14:08	54.1	57.1		58.0	61.0	50.6	53.6
26/12/2023	14:13	51.0	54.0	56.7	54.1	57.1	47.6	50.6
26/12/2023	14:18	53.7	56.7		57.6	60.6	50.4	53.4
26/12/2023	14:23	54.2	57.2		57.5	60.5	51.1	54.1
26/12/2023	14:28	53.1	56.1		56.0	59.0	50.1	53.1
26/12/2023	14:33	50.2	53.2		54.0	57.0	47.2	50.2
26/12/2023	14:38	51.2	54.2		54.5	57.5	47.7	50.7
26/12/2023	14:43	55.5	58.5	56.3	59.2	62.2	52.2	55.2
26/12/2023	14:48	54.7	57.7		58.1	61.1	51.6	54.6
26/12/2023	14:53	53.1	56.1		56.7	59.7	50.3	53.3
26/12/2023	14:58	52.5	55.5		55.7	58.7	49.8	52.8
26/12/2023	15:03	55.1	58.1		57.8	60.8	51.2	54.2
26/12/2023	15:08	51.6	54.6		54.4	57.4	48.0	51.0
26/12/2023	15:13	53.9	56.9	57.7	57.7	60.7	50.7	53.7
26/12/2023	15:18	56.1	59.1		59.2	62.2	52.4	55.4
26/12/2023	15:23	54.2	57.2		57.0	60.0	51.2	54.2
26/12/2023	15:28	56.0	59.0		58.9	61.9	52.2	55.2
26/12/2023	15:33	55.1	58.1		57.8	60.8	51.5	54.5
26/12/2023	15:38	49.2	52.2		52.4	55.4	46.0	49.0
26/12/2023	15:43	49.1	52.1	54.7	52.9	55.9	45.5	48.5
26/12/2023	15:48	49.5	52.5		52.8	55.8	46.7	49.7
26/12/2023	15:53	50.5	53.5		54.2	57.2	46.9	49.9
26/12/2023	15:58	52.9	55.9		55.9	58.9	50.0	53.0
26/12/2023	16:03	56.0	59.0		58.8	61.8	52.6	55.6
26/12/2023	16:08	54.2	57.2		58.0	61.0	50.3	53.3
26/12/2023	16:13	55.6	58.6	57.1	58.6	61.6	51.7	54.7
26/12/2023	16:18	53.9	56.9		57.1	60.1	51.2	54.2
26/12/2023	16:23	52.3	55.3		55.0	58.0	48.4	51.4
26/12/2023	16:28	49.5	52.5		52.3	55.3	46.8	49.8
26/12/2023	16:33	54.7	57.7		57.8	60.8	51.3	54.3
26/12/2023	16:38	51.9	54.9		55.5	58.5	48.1	51.1
26/12/2023	16:43	52.4	55.4	55.6	56.3	59.3	49.1	52.1
26/12/2023	16:48	48.8	51.8		51.9	54.9	45.7	48.7
26/12/2023	16:53	49.8	52.8		53.5	56.5	46.4	49.4
26/12/2023	16:58	54.9	57.9		57.9	60.9	51.6	54.6
26/12/2023	17:03	50.3	53.3		53.5	56.5	46.4	49.4
26/12/2023	17:08	50.0	53.0		53.2	56.2	47.3	50.3
26/12/2023	17:13	52.8	55.8	54.7	56.5	59.5	49.8	52.8
26/12/2023	17:18	49.7	52.7		52.7	55.7	46.8	49.8
26/12/2023	17:23	52.0	55.0		54.8	57.8	48.7	51.7
26/12/2023	17:28	53.8	56.8		56.5	59.5	50.5	53.5
26/12/2023	17:33	49.7	52.7		53.4	56.4	46.2	49.2
26/12/2023	17:38	53.6	56.6		57.1	60.1	50.2	53.2
26/12/2023	17:43	50.2	53.2	54.9	53.6	56.6	47.0	50.0
26/12/2023	17:48	53.6	56.6		56.3	59.3	49.9	52.9
26/12/2023	17:53	47.8	50.8		50.7	53.7	43.9	46.9
26/12/2023	17:58	53.3	56.3		56.1	59.1	49.6	52.6
26/12/2023	18:03	51.2	54.2		54.2	57.2	47.4	50.4
26/12/2023	18:08	51.8	54.8		55.4	58.4	48.4	51.4
26/12/2023	18:13	47.7	50.7	53.7	51.4	54.4	44.1	47.1
26/12/2023	18:18	50.2	53.2		53.1	56.1	47.2	50.2
26/12/2023	18:23	51.0	54.0		54.0	57.0	47.8	50.8
26/12/2023	18:28	51.3	54.3		54.7	57.7	48.4	51.4
26/12/2023	18:33	50.0	53.0		52.8	55.8	47.1	50.1
26/12/2023	18:38	48.3	51.3		52.2	55.2	44.7	47.7
26/12/2023	18:43	51.8	54.8	53.8	55.5	58.5	48.9	51.9
26/12/2023	18:48	51.9	54.9		54.7	57.7	49.0	52.0
26/12/2023	18:53	52.0	55.0		55.3	58.3	48.8	51.8
26/12/2023	18:58	49.8	52.8		53.1	56.1	47.1	50.1
			Mean	53.5				
			Maximum	57.7				
			Minimum	46.4				

Date	Start Time	Leq (5mins)	Leq (5mins)*	Leq (30mins)	L10 (5mins)	L10 (5mins)*	L90 (5mins)	L90 (5mins)*
27/12/2023	07:03	40.9	43.9		43.9	46.9	38.2	41.2
27/12/2023	07:08	43.8	46.8		47.5	50.5	40.4	43.4
27/12/2023	07:13	42.3	45.3	46.0	45.8	48.8	39.6	42.6
27/12/2023	07:18	41.1	44.1		43.9	46.9	38.0	41.0
27/12/2023	07:23	42.9	45.9		46.5	49.5	39.8	42.8
27/12/2023	07:28	45.2	48.2		48.5	51.5	42.0	45.0
27/12/2023	07:33	44.8	47.8		48.0	51.0	42.0	45.0
27/12/2023	07:38	43.8	46.8		47.7	50.7	40.5	43.5
27/12/2023	07:43	44.2	47.2	47.1	47.3	50.3	41.2	44.2
27/12/2023	07:48	44.4	47.4		47.1	50.1	41.3	44.3
27/12/2023	07:53	44.8	47.8		48.3	51.3	41.6	44.6
27/12/2023	07:58	42.3	45.3		45.5	48.5	38.9	41.9
27/12/2023	08:03	43.1	46.1		45.9	48.9	39.4	42.4
27/12/2023	08:08	48.0	51.0		51.3	54.3	45.3	48.3
27/12/2023	08:13	45.5	48.5	49.7	49.2	52.2	42.3	45.3
27/12/2023	08:18	43.5	46.5		47.4	50.4	40.5	43.5
27/12/2023	08:23	50.5	53.5		54.3	57.3	47.5	50.5
27/12/2023	08:28	44.5	47.5		47.5	50.5	41.0	44.0
27/12/2023	08:33	43.6	46.6		47.5	50.5	40.6	43.6
27/12/2023	08:38	48.6	51.6		52.0	55.0	45.1	48.1
27/12/2023	08:43	48.1	51.1	51.8	51.7	54.7	44.2	47.2
27/12/2023	08:48	51.7	54.7		54.7	57.7	48.5	51.5
27/12/2023	08:53	49.6	52.6		52.8	55.8	45.8	48.8
27/12/2023	08:58	47.7	50.7		51.4	54.4	44.3	47.3
27/12/2023	09:03	47.7	50.7		51.5	54.5	44.5	47.5
27/12/2023	09:08	44.2	47.2		47.1	50.1	40.9	43.9
27/12/2023	09:13	45.1	48.1	49.9	48.6	51.6	42.0	45.0
27/12/2023	09:18	48.3	51.3		52.0	55.0	45.6	48.6
27/12/2023	09:23	48.8	51.8		52.2	55.2	44.9	47.9
27/12/2023	09:28	45.2	48.2		48.3	51.3	42.4	45.4
27/12/2023	09:33	50.9	53.9		54.6	57.6	47.6	50.6
27/12/2023	09:38	43.5	46.5		46.7	49.7	39.9	42.9
27/12/2023	09:43	45.5	48.5	50.5	48.9	51.9	42.2	45.2
27/12/2023	09:48	48.1	51.1		51.3	54.3	44.3	47.3
27/12/2023	09:53	45.0	48.0		47.7	50.7	41.6	44.6
27/12/2023	09:58	47.7	50.7		51.4	54.4	44.1	47.1
27/12/2023	10:03	47.1	50.1		50.6	53.6	44.0	47.0
27/12/2023	10:08	51.0	54.0		54.2	57.2	47.5	50.5
27/12/2023	10:13	46.3	49.3	51.4	49.2	52.2	43.6	46.6
27/12/2023	10:18	46.0	49.0		49.9	52.9	42.4	45.4
27/12/2023	10:23	49.3	52.3		53.2	56.2	46.3	49.3
27/12/2023	10:28	48.7	51.7		51.6	54.6	45.4	48.4
27/12/2023	10:33	44.8	47.8		47.5	50.5	42.1	45.1
27/12/2023	10:38	50.4	53.4	52.4	54.1	57.1	46.8	49.8
27/12/2023	10:43	49.2	52.2		52.2	55.2	46.1	49.1
27/12/2023	10:48	47.5	50.5		50.5	53.5	43.9	46.9
27/12/2023	10:53	52.2	55.2		55.6	58.6	48.5	51.5
27/12/2023	10:58	48.6	51.6		51.5	54.5	44.8	47.8
27/12/2023	11:03	50.0	53.0		52.9	55.9	47.3	50.3
27/12/2023	11:08	47.8	50.8		51.2	54.2	43.9	46.9
27/12/2023	11:13	53.2	56.2	54.1	57.1	60.1	49.8	52.8
27/12/2023	11:18	49.5	52.5		52.9	55.9	46.0	49.0
27/12/2023	11:23	53.7	56.7		56.7	59.7	50.2	53.2
27/12/2023	11:28	49.1	52.1		52.0	55.0	45.3	48.3
27/12/2023	11:33	54.0	57.0		57.2	60.2	50.1	53.1
27/12/2023	11:38	52.3	55.3		56.2	59.2	49.3	52.3
27/12/2023	11:43	49.0	52.0	54.7	52.1	55.1	45.1	48.1
27/12/2023	11:48	51.4	54.4		55.1	58.1	47.7	50.7
27/12/2023	11:53	51.0	54.0		54.5	57.5	47.1	50.1
27/12/2023	11:58	51.0	54.0		54.7	57.7	48.1	51.1
27/12/2023	12:03	48.0	51.0		50.7	53.7	45.2	48.2
27/12/2023	12:08	49.1	52.1		52.4	55.4	46.2	49.2
27/12/2023	12:13	51.6	54.6	53.1	54.9	57.9	48.2	51.2
27/12/2023	12:18	51.8	54.8		55.5	58.5	48.4	51.4
27/12/2023	12:23	49.5	52.5		52.5	55.5	45.6	48.6
27/12/2023	12:28	48.9	51.9		52.1	55.1	45.3	48.3
27/12/2023	12:33	48.7	51.7		52.3	55.3	44.8	47.8
27/12/2023	12:38	53.2	56.2		55.9	58.9	50.1	53.1
27/12/2023	12:43	53.5	56.5	55.0	57.3	60.3	49.7	52.7
27/12/2023	12:48	50.2	53.2		53.9	56.9	46.8	49.8
27/12/2023	12:53	54.2	57.2		57.7	60.7	50.4	53.4
27/12/2023	12:58	48.5	51.5		51.7	54.7	44.7	47.7
27/12/2023	13:03	50.8	53.8		53.7	56.7	46.9	49.9
27/12/2023	13:08	51.3	54.3		55.0	58.0	48.6	51.6
27/12/2023	13:13	55.0	58.0	55.0	58.0	61.0	52.0	55.0
27/12/2023	13:18	48.4	51.4		51.7	54.7	44.6	47.6
27/12/2023	13:23	52.2	55.2		56.1	59.1	49.3	52.3
27/12/2023	13:28	51.8	54.8		55.1	58.1	48.9	51.9
27/12/2023	13:33	53.4	56.4		56.8	59.8	50.1	53.1
27/12/2023	13:38	50.5	53.5		53.7	56.7	46.8	49.8
27/12/2023	13:43	54.4	57.4	55.9	57.3	60.3	51.0	54.0
27/12/2023	13:48	54.4	57.4		58.1	61.1	51.4	54.4
27/12/2023	13:53	50.8	53.8		54.3	57.3	47.5	50.5
27/12/2023	13:58	52.4	55.4		56.1	59.1	48.9	51.9
27/12/2023	14:03	53.3	56.3		56.7	59.7	49.4	52.4
27/12/2023	14:08	51.8	54.8		55.6	58.6	48.0	51.0
27/12/2023	14:13	51.6	54.6	55.6	55.2	58.2	48.8	51.8
27/12/2023	14:18	52.2	55.2		56.1	59.1	48.4	51.4
27/12/2023	14:23	52.8	55.8		56.0	59.0	49.2	52.2
27/12/2023	14:28	53.3	56.3		56.6	59.6	50.1	53.1
27/12/2023	14:33	49.2	52.2		52.9	55.9	45.3	48.3
27/12/2023	14:38	55.0	58.0		58.2	61.2	51.6	54.6
27/12/2023	14:43	49.0	52.0	55.4	52.6	55.6	45.3	48.3
27/12/2023	14:48	52.6	55.6		55.6	58.6	48.8	51.8
27/12/2023	14:53	54.4	57.4		58.1	61.1	51.6	54.6
27/12/2023	14:58	49.8	52.8		52.8	55.8	46.8	49.8
27/12/2023	15:03	55.4	58.4		58.8	61.8	52.7	55.7
27/12/2023	15:08	51.2	54.2		54.5	57.5	47.8	50.8
27/12/2023	15:13	53.7	56.7	56.1	56.8	59.8	50.8	53.8
27/12/2023	15:18	50.4	53.4		53.5	56.5	46.5	49.5
27/12/2023	15:23	52.6	55.6		55.4	58.4	49.7	52.7
27/12/2023	15:28	53.3	56.3		57.1	60.1	49.6	52.6
27/12/2023	15:33	52.9	55.9		56.2	59.2	49.0	52.0
27/12/2023	15:38	52.8	55.8		56.4	59.4	49.3	52.3
27/12/2023	15:43	50.2	53.2	55.4	54.1	57.1	47.5	50.5
27/12/2023	15:48	49.2	52.2		52.7	55.7	46.0	49.0
27/12/2023	15:53	55.2	58.2		58.6	61.6	51.5	54.5
27/12/2023	15:58	51.2	54.2		54.8	57.8	48.1	51.1
27/12/2023	16:03	51.5	54.5		54.9	57.9	47.9	50.9
27/12/2023	16:08	56.1	59.1		59.3	62.3	52.7	55.7
27/12/2023	16:13	50.6	53.6	56.7	53.7	56.7	47.3	50.3
27/12/2023	16:18	48.8	51.8		52.4	55.4	45.6	48.6
27/12/2023	16:23	54.4	57.4		57.5	60.5	50.5	53.5
27/12/2023	16:28	55.8	58.8		59.5	62.5	52.8	55.8
27/12/2023	16:33	51.4	54.4		54.5	57.5	48.7	51.7
27/12/2023	16:38	52.1	55.1	56.2	55.9	58.9	49.1	52.1
27/12/2023	16:43	55.7	58.7		58.6	61.6	51.9	54.9
27/12/2023	16:48	52.1	55.1		55.8	58.8	49.2	52.2
27/12/2023	16:53	50.4	53.4		53.2	56.2	46.5	49.5
27/12/2023	16:58	54.9	57.9		58.1	61.1	51.2	54.2
27/12/2023	17:03	51.2	54.2		54.3	57.3	48.4	51.4
27/12/2023	17:08	55.3	58.3		58.5	61.5	51.6	54.6
27/12/2023	17:13	52.9	55.9	55.3	56.8	59.8	50.2	53.2
27/12/2023	17:18	50.3	53.3		53.0	56.0	47.3	50.3
27/12/2023	17:23	48.5	51.5		51.5	54.5	45.0	48.0
27/12/2023	17:28	52.6	55.6		55.5	58.5	49.3	52.3
27/12/2023	17:33	52.1	55.1		55.8	58.8	49.2	52.2
27/12/2023	17:38	54.3	57.3		57.2	60.2	51.0	54.0
27/12/2023	17:43	52.2	55.2	55.4	55.9	58.9	48.4	51.4
27/12/2023	17:48	51.5	54.5		54.7	57.7	48.7	51.7
27/12/2023	17:53	50.8	53.8		54.6	57.6	46.9	49.9
27/12/2023	17:58	52.7	55.7		56.5	59.5	49.4	52.4
27/12/2023	18:03	49.6	52.6		52.6	55.6	46.2	49.2
27/12/2023	18:08	47.8	50.8		51.4	54.4	44.9	47.9
27/12/2023	18:13	54.8	57.8	54.6	57.8	60.8	51.9	54.9
27/12/2023	18:18	49.3	52.3		53.2	56.2	46.4	49.4
27/12/2023	18:23	52.8	55.8		56.6	59.6	49.3	52.3
27/12/2023	18:28	51.1	54.1		54.9	57.9	47.2	50.2
27/12/2023	18:33	52.1	55.1		55.6	58.6	48.6	51.6
27/12/2023	18:38	52.9	55.9		56.2	59.2	49.6	52.6
27/12/2023	18:43	48.9	51.9		52.7	55.7	45.8	48.8
27/12/2023	18:48	50.3	53.3		53.8	56.8	46.8	49.8
27/12/2023	18:53

Station: TW_M2

Remark: *For Free Field measurement, +3 dB(A) was added to the measured results.

Date	Start Time	Leq (5mins)	Leq (5mins)*	Leq (30mins)	L10 (5mins)	L10 (5mins)*	L90 (5mins)	L90 (5mins)*
28/12/2023	07:04	44.4	47.4		46.9	49.9	41.8	44.8
28/12/2023	07:09	41.8	44.8		44.1	47.1	39.9	42.9
28/12/2023	07:14	42.0	45.0	45.3	43.8	46.8	39.8	42.8
28/12/2023	07:19	41.6	44.6		43.8	46.8	39.7	42.7
28/12/2023	07:24	41.1	44.1		43.0	46.0	39.0	42.0
28/12/2023	07:29	41.8	44.8		44.1	47.1	40.0	43.0
28/12/2023	07:34	43.5	46.5		45.6	48.6	41.6	44.6
28/12/2023	07:39	43.5	46.5		46.0	49.0	41.3	44.3
28/12/2023	07:44	42.2	45.2	45.8	45.6	48.6	39.4	42.4
28/12/2023	07:49	42.4	45.4		45.3	48.3	39.9	42.9
28/12/2023	07:54	41.9	44.9		44.9	47.9	39.4	42.4
28/12/2023	07:59	42.8	45.8		46.0	49.0	39.4	42.4
28/12/2023	08:04	43.5	46.5		46.4	49.4	40.6	43.6
28/12/2023	08:09	43.2	46.2		45.5	48.5	40.7	43.7
28/12/2023	08:14	50.2	53.2	50.4	53.6	56.6	47.2	50.2
28/12/2023	08:19	45.1	48.1		48.2	51.2	42.1	45.1
28/12/2023	08:24	45.5	48.5		48.8	51.8	43.2	46.2
28/12/2023	08:29	50.5	53.5		53.2	56.2	47.9	50.9
28/12/2023	08:34	50.1	53.1		53.5	56.5	47.1	50.1
28/12/2023	08:39	45.2	48.2		48.3	51.3	42.2	45.2
28/12/2023	08:44	48.0	51.0	50.9	50.3	53.3	45.3	48.3
28/12/2023	08:49	47.2	50.2		50.3	53.3	44.0	47.0
28/12/2023	08:54	48.2	51.2		50.5	53.5	45.7	48.7
28/12/2023	08:59	47.3	50.3		49.7	52.7	45.0	48.0
28/12/2023	09:04	44.3	47.3		47.5	50.5	41.8	44.8
28/12/2023	09:09	46.5	49.5		48.9	51.9	44.2	47.2
28/12/2023	09:14	45.2	48.2	49.2	47.9	50.9	42.8	45.8
28/12/2023	09:19	46.8	49.8		50.2	53.2	43.2	46.2
28/12/2023	09:24	46.7	49.7		49.8	52.8	43.5	46.5
28/12/2023	09:29	46.9	49.9		50.1	53.1	43.5	46.5
28/12/2023	09:34	47.5	50.5		50.7	53.7	43.9	46.9
28/12/2023	09:39	50.5	53.5		53.8	56.8	47.0	50.0
28/12/2023	09:44	45.1	48.1	51.9	48.5	51.5	41.8	44.8
28/12/2023	09:49	52.1	55.1		55.9	58.9	48.7	51.7
28/12/2023	09:54	48.7	51.7		51.6	54.6	45.6	48.6
28/12/2023	09:59	44.6	47.6		48.1	51.1	41.0	44.0
28/12/2023	10:04	44.0	47.0		47.9	50.9	40.5	43.5
28/12/2023	10:09	52.0	55.0		55.1	58.1	48.9	51.9
28/12/2023	10:14	49.9	52.9	52.2	53.2	56.2	46.2	49.2
28/12/2023	10:19	50.6	53.6		53.4	56.4	47.0	50.0
28/12/2023	10:24	47.2	50.2		50.0	53.0	44.4	47.4
28/12/2023	10:29	47.3	50.3		51.2	54.2	44.4	47.4
28/12/2023	10:34	51.7	54.7		55.4	58.4	48.7	51.7
28/12/2023	10:39	46.6	49.6		49.3	52.3	43.4	46.4
28/12/2023	10:44	50.8	53.8	53.7	54.7	57.7	47.4	50.4
28/12/2023	10:49	50.0	53.0		52.7	55.7	46.4	49.4
28/12/2023	10:54	51.4	54.4		55.0	58.0	47.9	50.9
28/12/2023	10:59	51.7	54.7		55.3	58.3	48.2	51.2
28/12/2023	11:04	52.9	55.9		55.9	58.9	50.1	53.1
28/12/2023	11:09	53.4	56.4		56.2	59.2	49.6	52.6
28/12/2023	11:14	51.2	54.2	55.2	54.4	57.4	48.5	51.5
28/12/2023	11:19	51.1	54.1		55.0	58.0	47.4	50.4
28/12/2023	11:24	47.9	50.9		51.3	54.3	44.7	47.7
28/12/2023	11:29	54.1	57.1		57.0	60.0	51.3	54.3
28/12/2023	11:34	53.4	56.4		56.7	59.7	49.6	52.6
28/12/2023	11:39	51.3	54.3		54.4	57.4	48.6	51.6
28/12/2023	11:44	52.6	55.6	55.3	56.4	59.4	48.7	51.7
28/12/2023	11:49	50.9	53.9		53.8	56.8	47.5	50.5
28/12/2023	11:54	52.4	55.4		55.4	58.4	49.1	52.1
28/12/2023	11:59	52.5	55.5		56.2	59.2	49.0	52.0
28/12/2023	12:04	47.6	50.6		50.5	53.5	44.3	47.3
28/12/2023	12:09	53.7	56.7		56.5	59.5	50.0	53.0
28/12/2023	12:14	52.6	55.6	54.4	56.0	59.0	49.6	52.6
28/12/2023	12:19	52.7	55.7		55.9	58.9	49.2	52.2
28/12/2023	12:24	49.7	52.7		52.6	55.6	46.4	49.4
28/12/2023	12:29	48.5	51.5		52.0	55.0	44.6	47.6
28/12/2023	12:34	53.7	56.7		56.6	59.6	50.3	53.3
28/12/2023	12:39	53.3	56.3		56.7	59.7	49.5	52.5
28/12/2023	12:44	54.3	57.3	55.8	57.6	60.6	51.2	54.2
28/12/2023	12:49	53.9	56.9		57.0	60.0	50.5	53.5
28/12/2023	12:54	49.7	52.7		52.6	55.6	46.9	49.9
28/12/2023	12:59	49.3	52.3		53.0	56.0	46.6	49.6
28/12/2023	13:04	53.9	56.9		56.8	59.8	50.1	53.1
28/12/2023	13:09	55.1	58.1		58.4	61.4	51.2	54.2
28/12/2023	13:14	54.9	57.9	56.8	57.8	60.8	52.0	55.0
28/12/2023	13:19	48.9	51.9		52.7	55.7	45.9	48.9
28/12/2023	13:24	54.9	57.9		58.0	61.0	51.1	54.1
28/12/2023	13:29	52.4	55.4		55.5	58.5	48.8	51.8
28/12/2023	13:34	53.5	56.5		56.5	59.5	49.6	52.6
28/12/2023	13:39	54.0	57.0		57.9	60.9	50.8	53.8
28/12/2023	13:44	52.8	55.8	56.2	56.6	59.6	49.7	52.7
28/12/2023	13:49	53.6	56.6		56.5	59.5	50.8	53.8
28/12/2023	13:54	51.4	54.4		55.1	58.1	48.5	51.5
28/12/2023	13:59	53.2	56.2		57.0	60.0	50.2	53.2
28/12/2023	14:04	48.4	51.4		51.5	54.5	45.0	48.0
28/12/2023	14:09	53.4	56.4		56.7	59.7	49.6	52.6
28/12/2023	14:14	53.4	56.4	55.1	57.2	60.2	50.2	53.2
28/12/2023	14:19	51.9	54.9		55.1	58.1	49.2	52.2
28/12/2023	14:24	52.7	55.7		56.6	59.6	49.8	52.8
28/12/2023	14:29	51.3	54.3		54.7	57.7	48.1	51.1
28/12/2023	14:34	50.0	53.0		53.9	56.9	46.4	49.4
28/12/2023	14:39	50.5	53.5		54.1	57.1	46.8	49.8
28/12/2023	14:44	54.6	57.6	55.1	57.9	60.9	50.7	53.7
28/12/2023	14:49	49.4	52.4		52.6	55.6	46.3	49.3
28/12/2023	14:54	51.0	54.0		54.7	57.7	48.1	51.1
28/12/2023	14:59	54.1	57.1		56.9	59.9	51.4	54.4
28/12/2023	15:04	54.7	57.7		57.5	60.5	50.9	53.9
28/12/2023	15:09	53.8	56.8		57.2	60.2	49.9	52.9
28/12/2023	15:14	53.5	56.5	56.2	57.2	60.2	49.8	52.8
28/12/2023	15:19	55.4	58.4		58.5	61.5	51.7	54.7
28/12/2023	15:24	48.8	51.8		52.2	55.2	45.8	48.8
28/12/2023	15:29	48.5	51.5		52.4	55.4	44.9	47.9
28/12/2023	15:34	51.5	54.5		54.9	57.9	48.0	51.0
28/12/2023	15:39	54.9	57.9		58.6	61.6	51.9	54.9
28/12/2023	15:44	51.9	54.9	56.7	54.9	57.9	48.2	51.2
28/12/2023	15:49	54.6	57.6		57.8	60.8	51.7	54.7
28/12/2023	15:54	54.8	57.8		57.9	60.9	51.9	54.9
28/12/2023	15:59	53.5	56.5		56.4	59.4	50.2	53.2
28/12/2023	16:04	52.3	55.3		55.8	58.8	49.5	52.5
28/12/2023	16:09	54.0	57.0		57.7	60.7	50.4	53.4
28/12/2023	16:14	54.7	57.7	56.2	58.2	61.2	51.4	54.4
28/12/2023	16:19	54.7	57.7		57.7	60.7	52.0	55.0
28/12/2023	16:24	51.9	54.9		54.6	57.6	48.2	51.2
28/12/2023	16:29	48.8	51.8		52.5	55.5	45.4	48.4
28/12/2023	16:34	48.8	51.8		52.5	55.5	45.1	48.1
28/12/2023	16:39	53.3	56.3		57.2	60.2	50.6	53.6
28/12/2023	16:44	51.4	54.4	55.1	54.7	57.7	47.5	50.5
28/12/2023	16:49	53.8	56.8		56.9	59.9	50.2	53.2
28/12/2023	16:54	53.0	56.0		56.0	59.0	50.2	53.2
28/12/2023	16:59	50.5	53.5		53.8	56.8	46.6	49.6
28/12/2023	17:04	55.9	58.9		59.8	62.8	52.9	55.9
28/12/2023	17:09	49.1	52.1		52.7	55.7	45.6	48.6
28/12/2023	17:14	50.7	53.7	55.2	53.8	56.8	47.2	50.2
28/12/2023	17:19	49.9	52.9		52.9	55.9	46.9	49.9
28/12/2023	17:24	53.0	56.0		56.4	59.4	49.8	52.8
28/12/2023	17:29	50.7	53.7		54.1	57.1	47.1	50.1
28/12/2023	17:34	54.1	57.1		57.5	60.5	51.3	54.3
28/12/2023	17:39	49.4	52.4		52.5	55.5	45.5	48.5
28/12/2023	17:44	50.7	53.7	55.2	54.1	57.1	47.4	50.4
28/12/2023	17:49	53.3	56.3		56.9	59.9	50.4	53.4
28/12/2023	17:54	54.3	57.3		57.1	60.1	51.5	54.5
28/12/2023	17:59	47.8	50.8		50.9	53.9	44.1	47.1
28/12/2023	18:04	54.2	57.2		57.5	60.5	50.8	53.8
28/12/2023	18:09	48.1	51.1		51.0	54.0	45.1	48.1
28/12/2023	18:14	54.3	57.3	55.0	57.3	60.3	50.9	53.9
28/12/2023	18:19	48.0	51.0		51.2	54.2	44.3	47.3
28/12/2023	18:24	53.8	56.8		57.1	60.1	49.9	52.9
28/12/2023	18:29	47.7	50.7		51.2	54.2	44.9	47.9
28/12/2023	18:34	53.4	56.4		57.0	60.0	49.8	52.8
28/12/2023	18:39	54.8	57.8		58.1	61.1	50.9	53.9
28/12/2023	18:44	54.4	57.4	56.5	57.9	60.9	50.8	53.8
28/12/2023	18:49	54.4	57.4		57.7	60.7	51.0	54.0
28/12/2023	18:54	49.6	52.6		52.4	55.4	46.7	49.7
28/12/2023	18:59	52.9	55.9		55.7	58.7	49.0	52.0
			Mean	53.7				
			Maximum	56.8				
			Minimum	45.3				

Date	Start Time	Leq (5mins)	Leq (5mins)*	Leq (30mins)	L10 (5mins)	L10 (5mins)*	L90 (5mins)	L90 (5mins)*
29/12/2023	7:04	41.3	44.3		43.2	46.2	39.4	42.4
29/12/2023	7:09	41.8	44.8		44.4	47.4	39.5	42.5
29/12/2023	7:14	44.4	47.4	45.9	46.7	49.7	42.6	45.6
29/12/2023	7:19	43.0	46.0		44.8	47.8	40.3	43.3
29/12/2023	7:24	41.7	44.7		43.7	46.7	39.7	42.7
29/12/2023	7:29	44.2	47.2		46.8	49.8	42.1	45.1
29/12/2023	7:34	43.8	46.8		46.3	49.3	41.2	44.2
29/12/2023	7:39	44.6	47.6		47.2	50.2	42.1	45.1
29/12/2023	7:44	41.8	44.8	46.6	44.2	47.2	39.8	42.8
29/12/2023	7:49	43.1	46.1		46.3	49.3	40.5	43.5
29/12/2023	7:54	45.2	48.2		48.4	51.4	41.9	44.9
29/12/2023	7:59	41.9	44.9		45.1	48.1	38.8	41.8
29/12/2023	8:04	44.4	47.4		47.6	50.6	41.7	44.7
29/12/2023	8:09	43.4	46.4		46.7	49.7	41.0	44.0
29/12/2023	8:14	42.1	45.1	49.0	44.6	47.6	38.8	41.8
29/12/2023	8:19	45.7	48.7		48.2	51.2	43.1	46.1
29/12/2023	8:24	49.1	52.1		52.3	55.3	46.8	49.8
29/12/2023	8:29	47.4	50.4		50.5	53.5	45.1	48.1
29/12/2023	8:34	45.0	48.0		48.3	51.3	42.3	45.3
29/12/2023	8:39	49.6	52.6		51.9	54.9	46.7	49.7
29/12/2023	8:44	45.5	48.5	50.8	47.8	50.8	42.5	45.5
29/12/2023	8:49	44.6	47.6		47.8	50.8	41.6	44.6
29/12/2023	8:54	43.5	46.5		46.6	49.6	40.5	43.5
29/12/2023	8:59	51.9	54.9		55.0	58.0	49.5	52.5
29/12/2023	9:04	50.8	53.8		53.5	56.5	48.4	51.4
29/12/2023	9:09	43.9	46.9		46.2	49.2	40.8	43.8
29/12/2023	9:14	47.0	50.0	49.9	50.2	53.2	44.6	47.6
29/12/2023	9:19	46.4	49.4		49.6	52.6	43.2	46.2
29/12/2023	9:24	43.8	46.8		47.5	50.5	41.1	44.1
29/12/2023	9:29	44.7	47.7		48.1	51.1	41.9	44.9
29/12/2023	9:34	47.9	50.9		50.7	53.7	44.0	47.0
29/12/2023	9:39	43.4	46.4		46.2	49.2	39.5	42.5
29/12/2023	9:44	45.7	48.7	51.2	48.9	51.9	42.0	45.0
29/12/2023	9:49	51.9	54.9		55.0	58.0	49.1	52.1
29/12/2023	9:54	45.2	48.2		49.1	52.1	41.8	44.8
29/12/2023	9:59	49.5	52.5		53.3	56.3	46.3	49.3
29/12/2023	10:04	50.3	53.3		53.1	56.1	47.2	50.2
29/12/2023	10:09	49.0	52.0		52.2	55.2	45.3	48.3
29/12/2023	10:14	49.3	52.3	53.0	52.5	55.5	45.6	48.6
29/12/2023	10:19	49.0	52.0		52.9	55.9	46.1	49.1
29/12/2023	10:24	52.0	55.0		55.4	58.4	48.5	51.5
29/12/2023	10:29	49.6	52.6		52.6	55.6	46.5	49.5
29/12/2023	10:34	43.6	46.6		47.5	50.5	40.7	43.7
29/12/2023	10:39	46.4	49.4	51.4	49.4	52.4	42.5	45.5
29/12/2023	10:44	50.1	53.1		53.5	56.5	46.9	49.9
29/12/2023	10:49	48.6	51.6		52.5	55.5	45.1	48.1
29/12/2023	10:54	50.4	53.4		53.3	56.3	47.0	50.0
29/12/2023	10:59	47.8	50.8		51.4	54.4	44.2	47.2
29/12/2023	11:04	53.3	56.3		56.3	59.3	49.7	52.7
29/12/2023	11:09	49.2	52.2		52.0	55.0	45.9	48.9
29/12/2023	11:14	52.6	55.6	55.6	56.2	59.2	49.2	52.2
29/12/2023	11:19	54.0	57.0		57.7	60.7	50.2	53.2
29/12/2023	11:24	53.9	56.9		57.1	60.1	50.0	53.0
29/12/2023	11:29	50.5	53.5		53.3	56.3	46.6	49.6
29/12/2023	11:34	52.6	55.6		56.2	59.2	49.9	52.9
29/12/2023	11:39	50.1	53.1		53.4	56.4	46.7	49.7
29/12/2023	11:44	53.1	56.1		56.2	59.2	50.3	53.3
29/12/2023	11:52	48.2	51.2		51.3	54.3	45.4	48.4
29/12/2023	11:57	51.2	54.2		54.1	57.1	48.4	51.4
29/12/2023	12:02	52.3	55.3		55.0	58.0	48.8	51.8
29/12/2023	12:07	51.7	54.7		55.1	58.1	48.3	51.3
29/12/2023	12:12	51.4	54.4	54.3	55.2	58.2	48.3	51.3
29/12/2023	12:17	52.4	55.4		55.6	58.6	49.4	52.4
29/12/2023	12:22	50.4	53.4		54.1	57.1	47.2	50.2
29/12/2023	12:27	48.5	51.5		51.5	54.5	45.4	48.4
29/12/2023	12:32	53.5	56.5		57.3	60.3	49.7	52.7
29/12/2023	12:37	48.6	51.6		52.4	55.4	45.2	48.2
29/12/2023	12:42	54.0	57.0	54.5	56.9	59.9	51.2	54.2
29/12/2023	12:47	48.3	51.3		51.7	54.7	45.1	48.1
29/12/2023	12:52	51.2	54.2		54.0	57.0	47.3	50.3
29/12/2023	12:57	49.8	52.8		53.6	56.6	46.9	49.9
29/12/2023	13:02	49.4	52.4		53.0	56.0	46.0	49.0
29/12/2023	13:07	50.3	53.3		53.9	56.9	46.6	49.6
29/12/2023	13:12	52.3	55.3	55.3	56.2	59.2	49.1	52.1
29/12/2023	13:17	54.5	57.5		57.7	60.7	51.0	54.0
29/12/2023	13:22	54.8	57.8		58.3	61.3	51.0	54.0
29/12/2023	13:27	49.0	52.0		52.7	55.7	45.9	48.9
29/12/2023	13:32	53.5	56.5		56.6	59.6	50.0	53.0
29/12/2023	13:37	49.6	52.6		52.6	55.6	46.9	49.9
29/12/2023	13:42	48.7	51.7	55.2	52.0	55.0	45.4	48.4
29/12/2023	13:47	50.8	53.8		53.6	56.6	48.0	51.0
29/12/2023	13:52	53.8	56.8		56.9	59.9	50.7	53.7
29/12/2023	13:57	53.8	56.8		57.5	60.5	50.5	53.5
29/12/2023	14:02	48.4	51.4		51.2	54.2	45.5	48.5
29/12/2023	14:07	50.7	53.7		54.5	57.5	47.8	50.8
29/12/2023	14:12	53.9	56.9	54.1	57.2	60.2	50.4	53.4
29/12/2023	14:17	49.6	52.6		52.7	55.7	46.7	49.7
29/12/2023	14:22	50.6	53.6		54.3	57.3	47.9	50.9
29/12/2023	14:27	51.5	54.5		55.0	58.0	47.8	50.8
29/12/2023	14:32	55.2	58.2		59.0	62.0	51.4	54.4
29/12/2023	14:37	54.9	57.9		58.2	61.2	51.7	54.7
29/12/2023	14:42	52.6	55.6	56.2	55.9	58.9	49.5	52.5
29/12/2023	14:47	50.4	53.4		53.4	56.4	47.5	50.5
29/12/2023	14:52	49.8	52.8		53.0	56.0	46.5	49.5
29/12/2023	14:57	53.3	56.3		57.2	60.2	50.0	53.0
29/12/2023	15:02	51.2	54.2		54.8	57.8	48.4	51.4
29/12/2023	15:07	50.7	53.7		54.2	57.2	46.8	49.8
29/12/2023	15:12	49.9	52.9	55.1	52.8	55.8	46.6	49.6
29/12/2023	15:17	54.4	57.4		57.4	60.4	50.5	53.5
29/12/2023	15:22	53.7	56.7		56.7	59.7	50.5	53.5
29/12/2023	15:27	50.9	53.9		53.7	56.7	48.0	51.0
29/12/2023	15:32	52.0	55.0		54.7	57.7	48.1	51.1
29/12/2023	15:37	52.2	55.2		55.6	58.6	48.6	51.6
29/12/2023	15:42	53.7	56.7	55.2	57.2	60.2	50.7	53.7
29/12/2023	15:47	53.3	56.3		57.0	60.0	50.2	53.2
29/12/2023	15:52	49.5	52.5		53.1	56.1	46.8	49.8
29/12/2023	15:57	51.2	54.2		55.1	58.1	48.3	51.3
29/12/2023	16:02	53.0	56.0		56.0	59.0	49.1	52.1
29/12/2023	16:07	48.8	51.8		52.4	55.4	45.6	48.6
29/12/2023	16:12	49.8	52.8	54.9	53.3	56.3	46.6	49.6
29/12/2023	16:17	53.1	56.1		56.2	59.2	49.2	52.2
29/12/2023	16:22	52.5	55.5		55.7	58.7	49.5	52.5
29/12/2023	16:27	52.7	55.7		55.9	58.9	49.5	52.5
29/12/2023	16:32	53.3	56.3		56.8	59.8	50.5	53.5
29/12/2023	16:37	56.1	59.1		59.9	62.9	52.8	55.8
29/12/2023	16:42	54.3	57.3	56.3	58.0	61.0	51.0	54.0
29/12/2023	16:47	49.5	52.5		53.0	56.0	46.2	49.2
29/12/2023	16:52	49.0	52.0		51.8	54.8	45.9	48.9
29/12/2023	16:57	53.4	56.4		56.3	59.3	50.6	53.6
29/12/2023	17:02	55.7	58.7		59.2	62.2	52.3	55.3
29/12/2023	17:07	49.9	52.9		52.6	55.6	46.4	49.4
29/12/2023	17:12	51.9	54.9	55.7	55.5	58.5	48.4	51.4
29/12/2023	17:17	52.0	55.0		55.3	58.3	48.1	51.1
29/12/2023	17:22	49.6	52.6		53.0	56.0	45.7	48.7
29/12/2023	17:27	54.0	57.0		57.0	60.0	51.3	54.3
29/12/2023	17:32	48.7	51.7		52.0	55.0	44.8	47.8
29/12/2023	17:37	54.1	57.1		57.3	60.3	50.8	53.8
29/12/2023	17:42	51.8	54.8	54.4	55.1	58.1	48.8	51.8
29/12/2023	17:47	52.4	55.4		55.9	58.9	48.6	51.6
29/12/2023	17:52	48.6	51.6		52.2	55.2	45.5	48.5
29/12/2023	17:57	50.0	53.0		53.8	56.8	47.3	50.3
29/12/2023	18:02	50.4	53.4		53.9	56.9	46.7	49.7
29/12/2023	18:07	49.3	52.3		52.7	55.7	45.7	48.7
29/12/2023	18:12	53.1	56.1	55.5	57.0	60.0	49.4	52.4
29/12/2023	18:17	51.9	54.9		55.5	58.5	48.4	51.4
29/12/2023	18:22	53.0	56.0		56.1	59.1	50.0	53.0
29/12/2023	18:27	54.9	57.9		57.6	60.6	51.9	54.9
29/12/2023	18:32	49.4	52.4		52.5	55.5	45.5	48.5
29/12/2023	18:37	54.6	57.6	53.6	57.6	60.6	51.1	54.1
29/12/2023	18:42	48.8	51.8		52.0	55.0	46.0	49.0
29/12/2023	18:47	49.3	52.3		52.8	55.8	46.5	49.5
29/12/2023	18:52	49.0	52.0		52.5	55.5	45.4	48.4
29/12

Station: TW_M2

Remark: *For Free Field measurement, +3 dB(A) was added to the measured results.

Date	Start Time	Leq (5mins)	Leq (5mins)*	Leq (30mins)	L10 (5mins)	L10 (5mins)*	L90 (5mins)	L90 (5mins)*
30/12/2023	7:02	41.30	44.3		45.2	48.2	38.0	41.0
30/12/2023	7:08	41.30	44.3		44.9	47.9	38.2	41.2
30/12/2023	7:13	42.50	45.5	45.4	45.9	48.9	39.2	42.2
30/12/2023	7:18	42.40	45.4		46.3	49.3	39.3	42.3
30/12/2023	7:23	41.30	44.3		44.7	47.7	38.5	41.5
30/12/2023	7:28	44.50	47.5		47.7	50.7	41.5	44.5
30/12/2023	7:33	45.00	48.0		47.7	50.7	41.4	44.4
30/12/2023	7:38	43.70	46.7		47.0	50.0	40.3	43.3
30/12/2023	7:43	42.50	45.5	46.3	45.3	48.3	39.1	42.1
30/12/2023	7:48	42.30	45.3		46.2	49.2	38.4	41.4
30/12/2023	7:53	41.50	44.5		44.3	47.3	37.7	40.7
30/12/2023	7:58	43.80	46.8		47.4	50.4	41.1	44.1
30/12/2023	8:03	42.50	45.5		45.7	48.7	39.1	42.1
30/12/2023	8:08	51.20	54.2		53.9	56.9	48.0	51.0
30/12/2023	8:13	45.20	48.2	50.2	48.9	51.9	42.3	45.3
30/12/2023	8:18	44.20	47.2		47.7	50.7	40.8	43.8
30/12/2023	8:23	47.10	50.1		49.8	52.8	43.7	46.7
30/12/2023	8:28	47.20	50.2		49.9	52.9	43.9	46.9
30/12/2023	8:33	43.80	46.8		46.6	49.6	40.3	43.3
30/12/2023	8:38	51.10	54.1		54.1	57.1	47.7	50.7
30/12/2023	8:43	45.20	48.2	51.6	48.9	51.9	41.5	44.5
30/12/2023	8:48	52.10	55.1		56.0	59.0	49.3	52.3
30/12/2023	8:53	46.20	49.2		49.4	52.4	42.9	45.9
30/12/2023	8:58	46.30	49.3		49.6	52.6	43.5	46.5
30/12/2023	9:03	46.30	49.3		49.1	52.1	43.4	46.4
30/12/2023	9:08	50.10	53.1		53.7	56.7	47.4	50.4
30/12/2023	9:13	43.60	46.6	50.5	47.0	50.0	39.7	42.7
30/12/2023	9:18	48.70	51.7		51.5	54.5	44.9	47.9
30/12/2023	9:23	46.00	49.0		49.7	52.7	42.5	45.5
30/12/2023	9:28	47.40	50.4		50.6	53.6	44.3	47.3
30/12/2023	9:33	51.00	54.0		54.9	57.9	47.9	50.9
30/12/2023	9:38	49.30	52.3		52.7	55.7	45.7	48.7
30/12/2023	9:43	49.40	52.4	52.4	53.3	56.3	46.1	49.1
30/12/2023	9:48	51.30	54.3		54.8	57.8	48.2	51.2
30/12/2023	9:53	48.40	51.4		52.1	55.1	45.2	48.2
30/12/2023	9:58	43.50	46.5		46.9	49.9	39.8	42.8
30/12/2023	10:03	45.00	48.0		48.0	51.0	41.9	44.9
30/12/2023	10:08	48.20	51.2		52.1	55.1	45.0	48.0
30/12/2023	10:13	44.40	47.4	50.6	47.9	50.9	40.5	43.5
30/12/2023	10:18	47.20	50.2		50.1	53.1	44.1	47.1
30/12/2023	10:23	50.20	53.2		53.2	56.2	47.1	50.1
30/12/2023	10:28	47.70	50.7		50.7	53.7	44.8	47.8
30/12/2023	10:33	51.70	54.7		55.2	58.2	47.8	50.8
30/12/2023	10:38	50.40	53.4		54.1	57.1	47.1	50.1
30/12/2023	10:43	50.10	53.1	53.2	53.7	56.7	46.4	49.4
30/12/2023	10:48	48.10	51.1		51.3	54.3	45.2	48.2
30/12/2023	10:53	49.00	52.0		52.7	55.7	45.8	48.8
30/12/2023	10:58	50.80	53.8		54.5	57.5	47.6	50.6
30/12/2023	11:03	52.50	55.5		56.2	59.2	49.8	52.8
30/12/2023	11:08	50.40	53.4		53.2	56.2	47.4	50.4
30/12/2023	11:13	53.60	56.6	54.4	56.8	59.8	50.5	53.5
30/12/2023	11:18	51.40	54.4		54.3	57.3	48.0	51.0
30/12/2023	11:23	49.00	52.0		51.9	54.9	45.7	48.7
30/12/2023	11:28	49.40	52.4		52.9	55.9	46.7	49.7
30/12/2023	11:33	52.00	55.0		55.9	58.9	49.1	52.1
30/12/2023	11:38	53.20	56.2		56.1	59.1	50.5	53.5
30/12/2023	11:43	50.10	53.1	54.0	53.5	56.5	46.5	49.5
30/12/2023	11:48	52.20	55.2		55.0	58.0	48.3	51.3
30/12/2023	11:53	47.70	50.7		51.6	54.6	44.9	47.9
30/12/2023	11:58	48.40	51.4		52.2	55.2	45.0	48.0
30/12/2023	12:03	51.00	54.0		54.0	57.0	48.0	51.0
30/12/2023	12:08	53.10	56.1		56.8	59.8	50.4	53.4
30/12/2023	12:13	53.90	56.9	55.6	57.2	60.2	51.0	54.0
30/12/2023	12:18	52.20	55.2		55.9	58.9	49.0	52.0
30/12/2023	12:23	51.90	54.9		55.2	58.2	49.0	52.0
30/12/2023	12:28	52.70	55.7		55.5	58.5	48.8	51.8
30/12/2023	12:33	49.20	52.2		52.5	55.5	45.6	48.6
30/12/2023	12:38	50.40	53.4		54.1	57.1	47.5	50.5
30/12/2023	12:43	51.60	54.6	53.8	55.1	58.1	47.9	50.9
30/12/2023	12:48	51.80	54.8		54.6	57.6	49.1	52.1
30/12/2023	12:53	51.00	54.0		54.0	57.0	48.2	51.2
30/12/2023	12:58	50.60	53.6		54.0	57.0	47.5	50.5
30/12/2023	13:03	53.80	56.8		57.0	60.0	50.9	53.9
30/12/2023	13:08	49.20	52.2		52.1	55.1	46.0	49.0
30/12/2023	13:13	49.90	52.9	55.1	53.8	56.8	47.0	50.0
30/12/2023	13:18	54.60	57.6		57.9	60.9	51.3	54.3
30/12/2023	13:23	48.30	51.3		51.5	54.5	44.4	47.4
30/12/2023	13:28	53.10	56.1		55.8	58.8	49.3	52.3
30/12/2023	13:33	51.70	54.7		54.4	57.4	48.4	51.4
30/12/2023	13:38	50.70	53.7		53.4	56.4	47.5	50.5
30/12/2023	13:43	53.20	56.2	54.9	56.0	59.0	49.5	52.5
30/12/2023	13:48	53.40	56.4		56.6	59.6	50.0	53.0
30/12/2023	13:53	51.90	54.9		55.3	58.3	48.8	51.8
30/12/2023	13:58	49.50	52.5		53.3	56.3	46.2	49.2
30/12/2023	14:03	52.30	55.3		55.4	58.4	48.8	51.8
30/12/2023	14:08	49.30	52.3		52.9	55.9	46.1	49.1
30/12/2023	14:13	53.60	56.6	54.3	57.1	60.1	49.8	52.8
30/12/2023	14:18	50.10	53.1		52.9	55.9	46.3	49.3
30/12/2023	14:23	50.30	53.3		54.1	57.1	46.5	49.5
30/12/2023	14:28	50.70	53.7		54.0	57.0	47.9	50.9
30/12/2023	14:33	50.80	53.8		54.1	57.1	46.9	49.9
30/12/2023	14:38	51.10	54.1		54.0	57.0	47.8	50.8
30/12/2023	14:43	55.60	58.6	57.0	58.8	61.8	52.7	55.7
30/12/2023	14:48	52.30	55.3		55.3	58.3	48.6	51.6
30/12/2023	14:53	55.90	58.9		58.6	61.6	52.4	55.4
30/12/2023	14:58	55.20	58.2		58.9	61.9	52.1	55.1
30/12/2023	15:03	51.60	54.6		55.5	58.5	48.2	51.2
30/12/2023	15:08	54.20	57.2		58.1	61.1	50.9	53.9
30/12/2023	15:13	54.80	57.8	55.5	58.0	61.0	52.0	55.0
30/12/2023	15:18	51.60	54.6		54.5	57.5	48.4	51.4
30/12/2023	15:23	50.70	53.7		54.1	57.1	47.8	50.8
30/12/2023	15:28	50.30	53.3		54.0	57.0	46.5	49.5
30/12/2023	15:33	54.60	57.6		58.5	61.5	51.5	54.5
30/12/2023	15:38	52.80	55.8		55.7	58.7	50.0	53.0
30/12/2023	15:43	53.90	56.9	56.2	57.0	60.0	51.1	54.1
30/12/2023	15:48	49.70	52.7		52.7	55.7	47.0	50.0
30/12/2023	15:53	52.40	55.4		56.0	59.0	49.0	52.0
30/12/2023	15:58	54.10	57.1		57.5	60.5	50.2	53.2
30/12/2023	16:03	49.80	52.8		53.7	56.7	46.1	49.1
30/12/2023	16:08	51.90	54.9		54.7	57.7	48.8	51.8
30/12/2023	16:13	48.40	51.4	55.9	51.6	54.6	45.7	48.7
30/12/2023	16:18	53.40	56.4		57.0	60.0	49.5	52.5
30/12/2023	16:23	54.60	57.6		58.1	61.1	50.9	53.9
30/12/2023	16:28	55.40	58.4		58.8	61.8	52.5	55.5
30/12/2023	16:33	51.00	54.0		54.8	57.8	47.3	50.3
30/12/2023	16:38	49.10	52.1		51.9	54.9	45.4	48.4
30/12/2023	16:43	53.70	56.7	55.9	57.6	60.6	50.6	53.6
30/12/2023	16:48	53.30	56.3		56.9	59.9	49.4	52.4
30/12/2023	16:53	53.50	56.5		56.2	59.2	50.8	53.8
30/12/2023	16:58	54.80	57.8		57.6	60.6	50.9	53.9
30/12/2023	17:03	50.70	53.7		54.2	57.2	47.6	50.6
30/12/2023	17:08	50.70	53.7		54.4	57.4	47.1	50.1
30/12/2023	17:13	51.50	54.5	54.8	54.9	57.9	48.8	51.8
30/12/2023	17:18	54.50	57.5		57.4	60.4	51.7	54.7
30/12/2023	17:23	52.00	55.0		55.5	58.5	48.5	51.5
30/12/2023	17:28	49.80	52.8		52.9	55.9	46.7	49.7
30/12/2023	17:33	52.50	55.5		55.4	58.4	48.9	51.9
30/12/2023	17:38	51.50	54.5		55.3	58.3	48.3	51.3
30/12/2023	17:43	48.60	51.6	54.6	52.1	55.1	45.8	48.8
30/12/2023	17:48	55.40	58.4		58.7	61.7	51.8	54.8
30/12/2023	17:53	48.70	51.7		51.9	54.9	45.5	48.5
30/12/2023	17:58	47.70	50.7		50.8	53.8	44.1	47.1
30/12/2023	18:03	54.40	57.4		57.6	60.6	50.5	53.5
30/12/2023	18:08	52.90	55.9		55.6	58.6	50.2	53.2
30/12/2023	18:13	51.10	54.1	55.6	54.1	57.1	48.2	51.2
30/12/2023	18:18	49.10	52.1		52.5	55.5	46.1	49.1
30/12/2023	18:23	54.20	57.2		57.5	60.5	50.9	53.9
30/12/2023	18:28	51.90	54.9		55.8	58.8	48.5	51.5
30/12/2023	18:33	52.40	55.4		56.2	59.2	49.4	52.4
30/12/2023	18:38	51.10	54.1		54.2	57.2	48.4	51.4
30/12/2023	18:43	50.80	53.8	54.7	54.4	57.4	47.2	50.2
30/12/2023	18:48	54.40	57.4		57.5	60.5	50.9	53.9
30/12/2023	18:53	49.10	52.1		52.4	55.4	46.4	49.4
30/12/2023	18:58	50.30	53.3		53.1	56.1	46.5	49.5
			Mean	53.4				
			Maximum	57.0				
			Minimum	45.4				

Date	Start Time	Leq (5mins)	Leq (5mins)*	Leq (30mins)	L10 (5mins)	L10 (5mins)*	L90 (5mins)	L90 (5mins)*
31/12/2023	7:02	43.10	46.1		46.3	49.3	39.8	42.8
31/12/2023	7:07	43.00	46.0		46.9	49.9	39.2	42.2
31/12/2023	7:12	41.20	44.2	46.1	45.1	48.1	38.0	41.0
31/12/2023	7:17	44.60	47.6		47.8	50.8	40.8	43.8
31/12/2023	7:22	42.20	45.2		45.3	48.3	38.9	41.9
31/12/2023	7:27	43.50	46.5		46.8	49.8	39.6	42.6
31/12/2023	7:32	43.80	46.8		47.7	50.7	40.8	43.8
31/12/2023	7:37	42.80	45.8		46.0	49.0	39.5	42.5
31/12/2023	7:42	44.40	47.4	45.8	47.8	50.8	40.6	43.6
31/12/2023	7:47	41.70	44.7		44.8	47.8	38.6	41.6
31/12/2023	7:52	41.90	44.9		44.7	47.7	38.1	41.1
31/12/2023	7:57	41.50	44.5		45.2	48.2	37.8	40.8
31/12/2023	8:02	41.80	44.8		44.5	47.5	38.1	41.1
31/12/2023	8:07	41.70	44.7		44.6	47.6	38.3	41.3
31/12/2023	8:12	49.40	52.4	50.6	53.0	56.0	46.4	49.4
31/12/2023	8:17	51.60	54.6		54.7	57.7	48.3	51.3
31/12/2023	8:22	47.30	50.3		50.9	53.9	44.3	47.3
31/12/2023	8:27	44.70	47.7		48.1	51.1	41.4	44.4
31/12/2023	8:32	50.20	53.2		53.6	56.6	46.9	49.9
31/12/2023	8:37	46.60	49.6		50.0	53.0	42.8	45.8
31/12/2023	8:42	44.90	47.9	50.6	48.3	51.3	41.3	44.3
31/12/2023	8:47	47.80	50.8		50.6	53.6	44.7	47.7
31/12/2023	8:52	49.20	52.2		52.5	55.5	45.3	48.3
31/12/2023	8:57	43.70	46.7		46.6	49.6	40.2	43.2
31/12/2023	9:02	45.30	48.3		49.2	52.2	41.9	44.9
31/12/2023	9:07	50.40	53.4		54.3	57.3	47.1	50.1
31/12/2023	9:12	43.70	46.7	50.9	46.4	49.4	39.9	42.9
31/12/2023	9:17	43.70	46.7		46.7	49.7	40.9	43.9
31/12/2023	9:22	50.90	53.9		54.6	57.6	47.6	50.6
31/12/2023	9:27	47.70	50.7		50.5	53.5	44.6	47.6
31/12/2023	9:32	49.00	52.0		52.4	55.4	45.5	48.5
31/12/2023	9:37	49.70	52.7		52.5	55.5	46.6	49.6
31/12/2023	9:42	48.00	51.0	50.4	50.8	53.8	44.6	47.6
31/12/2023	9:47	45.30	48.3		48.0	51.0	41.5	44.5
31/12/2023	9:52	45.50	48.5		48.7	51.7	42.8	45.8
31/12/2023	9:57	44.50	47.5		48.2	51.2	41.3	44.3
31/12/2023	10:02	50.30	53.3		53.0	56.0	47.0	50.0
31/12/2023	10:07	49.80	52.8		53.2	56.2	46.3	49.3
31/12/2023	10:12	51.30	54.3	52.3	55.1	58.1	48.5	51.5
31/12/2023	10:17	47.70	50.7		50.4	53.4	44.7	47.7
31/12/2023	10:22	43.90	46.9		46.9	49.9	41.1	44.1
31/12/2023	10:27	49.80	52.8		53.6	56.6	46.0	49.0
31/12/2023	10:32	48.00	51.0		50.7	53.7	44.4	47.4
31/12/2023	10:37	46.00	49.0		49.7	52.7	42.5	45.5
31/12/2023	10:42	54.00	57.0	53.8	56.9	59.9	50.6	53.6
31/12/2023	10:47	52.40	55.4		56.0	59.0	49.4	52.4
31/12/2023	10:52	50.50	53.5		53.7	56.7	47.5	50.5
31/12/2023	10:57	49.20	52.2		53.1	56.1	46.4	49.4
31/12/2023	11:02	51.20	54.2		54.5	57.5	48.0	51.0
31/12/2023	11:07	52.30	55.3		55.9	58.9	49.5	52.5
31/12/2023	11:12	53.60	56.6	54.5	56.7	59.7	50.5	53.5
31/12/2023	11:17	48.00	51.0		51.2	54.2	44.8	47.8
31/12/2023	11:22	48.00	51.0		51.4	54.4	44.1	47.1
31/12/2023	11:27	53.00	56.0		56.8	59.8	49.6	52.6
31/12/2023	11:32	47.90	50.9		50.8	53.8	44.2	47.2
31/12/2023	11:37	54.00	57.0		57.3	60.3	51.3	54.3
31/12/2023	11:42	51.90	54.9	53.8	54.7	57.7	49.0	52.0
31/12/2023	11:47	48.50	51.5		52.3	55.3	45.4	48.4
31/12/2023	11:52	48.60	51.6		52.2	55.2	45.7	48.7
31/12/2023	11:57	50.40	53.4		54.3	57.3	46.5	49.5
31/12/2023	12:02	51.10	54.1		54.7	57.7	48.1	51.1
31/12/2023	12:07	50.30	53.3		53.2	56.2	46.6	49.6
31/12/2023	12:12	51.80	54.8	53.7	54.7	57.7	49.0	52.0
31/12/2023	12:17	48.60	51.6		51.8	54.8	44.7	47.7
31/12/2023	12:22	51.90	54.9		55.4	58.4	48.7	51.7
31/12/2023	12:27	49.20	52.2		52.2	55.2	45.5	48.5
31/12/2023	12:32	52.60	55.6		55.6	58.6	48.9	51.9
31/12/2023	12:37	51.80	54.8		55.7	58.7	49.1	52.1
31/12/2023	12:42	52.10	55.1	54.4	55.2	58.2	48.2	51.2
31/12/2023	12:47	51.90	54.9		55.0	58.0	49.2	52.2
31/12/2023	12:52	48.40	51.4		51.1	54.1	45.6	48.6
31/12/2023	12:57	50.40	53.4		53.9	56.9	47.1	50.1
31/12/2023	13:02	52.10	55.1		55.4	58.4	48.5	51.5
31/12/2023	13:07	54.90	57.9		58.1	61.1	51.0	54.0
31/12/2023	13:12	53.20	56.2	56.2	56.2	59.2	50.5	53.5
31/12/2023	13:17	54.60	57.6		57.7	60.7	51.9	54.9
31/12/2023	13:22	48.90	51.9		52.7	55.7	45.8	48.8
31/12/2023	13:27	53.20	56.2		56.6	59.6	50.5	53.5
31/12/2023	13:32	54.90	57.9		58.2	61.2	51.4	54.4
31/12/2023	13:37	51.00	54.0		54.9	57.9	47.9	50.9
31/12/2023	13:42	48.50	51.5	54.6	51.6	54.6	45.7	48.7
31/12/2023	13:47	49.40	52.4		52.6	55.6	46.1	49.1
31/12/2023	13:52	48.70	51.7		52.5	55.5	45.2	48.2
31/12/2023	13:57	53.10	56.1		56.7	59.7	50.1	53.1
31/12/2023	14:02	54.50	57.5		57.3	60.3	50.7	53.7
31/12/2023	14:07	54.30	57.3		57.5	60.5	50.9	53.9
31/12/2023	14:12	48.70	51.7	55.9	52.6	55.6	44.9	47.9
31/12/2023	14:17	55.40	58.4		58.1	61.1	51.6	54.6
31/12/2023	14:22	49.60	52.6		53.1	56.1	45.8	48.8
31/12/2023	14:27	50.00	53.0		52.8	55.8	47.0	50.0
31/12/2023	14:32	50.60	53.6		53.8	56.8	47.1	50.1
31/12/2023	14:37	49.80	52.8		52.8	55.8	46.8	49.8
31/12/2023	14:42	53.30	56.3	54.6	56.5	59.5	50.4	53.4
31/12/2023	14:47	49.10	52.1		52.1	55.1	46.0	49.0
31/12/2023	14:52	54.20	57.2		57.5	60.5	50.8	53.8
31/12/2023	14:57	50.30	53.3		53.0	56.0	47.0	50.0
31/12/2023	15:02	53.70	56.7		57.4	60.4	50.7	53.7
31/12/2023	15:07	49.70	52.7		53.0	56.0	45.8	48.8
31/12/2023	15:12	50.70	53.7	54.6	53.6	56.6	47.4	50.4
31/12/2023	15:17	51.60	54.6		55.3	58.3	48.5	51.5
31/12/2023	15:22	52.40	55.4		55.2	58.2	48.7	51.7
31/12/2023	15:27	50.50	53.5		53.5	56.5	46.8	49.8
31/12/2023	15:32	50.00	53.0		53.6	56.6	47.2	50.2
31/12/2023	15:37	54.40	57.4		58.3	61.3	50.5	53.5
31/12/2023	15:42	55.90	58.9	57.6	59.8	62.8	52.7	55.7
31/12/2023	15:47	55.20	58.2		58.4	61.4	52.2	55.2
31/12/2023	15:52	54.70	57.7		58.3	61.3	52.0	55.0
31/12/2023	15:57	55.50	58.5		58.7	61.7	51.7	54.7
31/12/2023	16:02	53.40	56.4		56.4	59.4	50.6	53.6
31/12/2023	16:07	53.70	56.7		57.3	60.3	50.3	53.3
31/12/2023	16:12	51.60	54.6	55.8	54.3	57.3	47.7	50.7
31/12/2023	16:17	52.00	55.0		55.6	58.6	48.2	51.2
31/12/2023	16:22	52.50	55.5		56.0	59.0	48.8	51.8
31/12/2023	16:27	53.00	56.0		56.4	59.4	49.8	52.8
31/12/2023	16:32	49.90	52.9		53.0	56.0	46.4	49.4
31/12/2023	16:37	52.20	55.2		55.8	58.8	48.8	51.8
31/12/2023	16:42	55.00	58.0	55.1	58.3	61.3	52.2	55.2
31/12/2023	16:47	50.10	53.1		52.8	55.8	46.7	49.7
31/12/2023	16:52	53.40	56.4		56.3	59.3	50.4	53.4
31/12/2023	16:57	48.50	51.5		51.3	54.3	44.9	47.9
31/12/2023	17:02	53.90	56.9		57.8	60.8	50.1	53.1
31/12/2023	17:07	55.80	58.8		59.5	62.5	52.1	55.1
31/12/2023	17:12	53.60	56.6	56.1	57.4	60.4	50.5	53.5
31/12/2023	17:17	47.90	50.9		50.9	53.9	44.9	47.9
31/12/2023	17:22	48.30	51.3		51.7	54.7	45.6	48.6
31/12/2023	17:27	53.70	56.7		56.6	59.6	50.4	53.4
31/12/2023	17:32	51.20	54.2		54.9	57.9	48.5	51.5
31/12/2023	17:37	48.70	51.7		51.4	54.4	44.9	47.9
31/12/2023	17:42	49.80	52.8	55.0	52.5	55.5	46.8	49.8
31/12/2023	17:47	53.20	56.2		56.4	59.4	49.5	52.5
31/12/2023	17:52	50.70	53.7		53.7	56.7	47.4	50.4
31/12/2023	17:57	55.00	58.0		58.3	61.3	52.3	55.3
31/12/2023	18:02	53.40	56.4		56.7	59.7	49.5	52.5
31/12/2023	18:07	52.30	55.3		56.1	59.1	49.1	52.1
31/12/2023	18:12	53.80	56.8	54.9	56.9	59.9	51.0	54.0
31/12/2023	18:17	52.10	55.1		54.9	57.9	48.8	51.8
31/12/2023	18:22	49.00	52.0		52.8	55.8	46.2	49.2
31/12/2023	18:27	47.70	50.7		51.1	54.1	44.7	47.7
31/12/2023	18:32	49.30	52.3		52.5	55.5	46.3	49.3
31/12/2023	18:37	53.00	56.0		55.7	58.7	49.3	52.3
31/12/2023	18:42	53.60	56.6	55.4	57.1	60.1	50.6	53.6
31/12/2023	18:47	52.90	55.9		56.0	59.0	49.4	52.4
31/12/2023

Station: TW_M2

Remark: *For Free Field measurement, +3 dB(A) was added to the measured results.

Date	Start Time	Leq (5mins)	Leq (5mins)*	Leq (30mins)	L10 (5mins)	L10 (5mins)*	L90 (5mins)	L90 (5mins)*
1/1/2024	7:02	42.9	45.9		46.8	49.8	39.3	42.3
1/1/2024	7:07	44.2	47.2		46.9	49.9	40.4	43.4
1/1/2024	7:12	44.2	47.2	46.6	48.0	51.0	41.1	44.1
1/1/2024	7:17	45.0	48.0		47.8	50.8	41.3	44.3
1/1/2024	7:22	42.6	45.6		46.4	49.4	39.1	42.1
1/1/2024	7:27	42.2	45.2		45.7	48.7	38.4	41.4
1/1/2024	7:32	42.5	45.5		45.3	48.3	39.4	42.4
1/1/2024	7:37	44.4	47.4		47.5	50.5	41.7	44.7
1/1/2024	7:42	45.2	48.2	48.0	48.0	51.0	42.5	45.5
1/1/2024	7:47	43.7	46.7		47.3	50.3	39.8	42.8
1/1/2024	7:52	46.9	49.9		50.3	53.3	43.9	46.9
1/1/2024	7:57	45.9	48.9		48.8	51.8	42.4	45.4
1/1/2024	8:02	45.0	48.0		48.7	51.7	41.4	44.4
1/1/2024	8:07	45.2	48.2		48.6	51.6	42.2	45.2
1/1/2024	8:12	48.1	51.1	50.6	51.1	54.1	45.1	48.1
1/1/2024	8:17	47.7	50.7		51.6	54.6	44.7	47.7
1/1/2024	8:22	48.0	51.0		51.2	54.2	44.7	47.7
1/1/2024	8:27	49.7	52.7		52.8	55.8	46.1	49.1
1/1/2024	8:32	50.1	53.1		53.1	56.1	47.1	50.1
1/1/2024	8:37	46.2	49.2		49.8	52.8	43.2	46.2
1/1/2024	8:42	46.1	49.1	51.9	49.5	52.5	42.5	45.5
1/1/2024	8:47	46.8	49.8		49.6	52.6	44.0	47.0
1/1/2024	8:52	50.7	53.7		54.1	57.1	47.1	50.1
1/1/2024	8:57	50.6	53.6		53.4	56.4	47.3	50.3
1/1/2024	9:02	44.4	47.4		47.6	50.6	41.4	44.4
1/1/2024	9:07	46.6	49.6		50.1	53.1	43.7	46.7
1/1/2024	9:12	50.7	53.7	51.1	54.5	57.5	47.0	50.0
1/1/2024	9:17	45.8	48.8		48.8	51.8	41.9	44.9
1/1/2024	9:22	48.4	51.4		52.1	55.1	45.0	48.0
1/1/2024	9:27	49.7	52.7		52.4	55.4	46.3	49.3
1/1/2024	9:32	48.9	51.9		52.4	55.4	45.4	48.4
1/1/2024	9:37	45.9	48.9		49.2	52.2	43.1	46.1
1/1/2024	9:42	50.5	53.5	51.8	54.4	57.4	46.7	49.7
1/1/2024	9:47	45.4	48.4		48.4	51.4	42.5	45.5
1/1/2024	9:52	51.9	54.9		55.0	58.0	48.4	51.4
1/1/2024	9:57	46.0	49.0		49.2	52.2	42.5	45.5
1/1/2024	10:02	49.3	52.3		52.6	55.6	46.4	49.4
1/1/2024	10:07	50.4	53.4		54.0	57.0	46.7	49.7
1/1/2024	10:12	45.2	48.2		48.2	51.2	42.0	45.0
1/1/2024	10:17	46.2	49.2		49.3	52.3	43.3	46.3
1/1/2024	10:22	49.6	52.6		52.5	55.5	45.7	48.7
1/1/2024	10:37	52.4	55.4		55.2	58.2	49.7	52.7
1/1/2024	10:42	49.9	52.9		53.8	56.8	46.6	49.6
1/1/2024	10:47	51.0	54.0		54.6	57.6	47.4	50.4
1/1/2024	10:52	53.9	56.9		56.6	59.6	50.6	53.6
1/1/2024	10:57	48.9	51.9		52.8	55.8	45.7	48.7
1/1/2024	11:02	50.7	53.7		54.0	57.0	47.6	50.6
1/1/2024	11:07	51.7	54.7		55.3	58.3	48.1	51.1
1/1/2024	11:12	52.5	55.5	54.0	56.1	59.1	49.5	52.5
1/1/2024	11:17	51.4	54.4		55.1	58.1	48.5	51.5
1/1/2024	11:22	50.1	53.1		52.9	55.9	46.6	49.6
1/1/2024	11:27	49.0	52.0		52.4	55.4	46.0	49.0
1/1/2024	11:32	48.0	51.0		50.7	53.7	45.0	48.0
1/1/2024	11:37	49.8	52.8		52.8	55.8	46.9	49.9
1/1/2024	11:42	48.2	51.2	51.5	52.1	55.1	45.0	48.0
1/1/2024	11:47	49.4	52.4		52.5	55.5	46.7	49.7
1/1/2024	11:52	47.8	50.8		50.8	53.8	44.3	47.3
1/1/2024	11:57	47.6	50.6		51.3	54.3	44.2	47.2
1/1/2024	12:02	50.5	53.5		53.9	56.9	46.8	49.8
1/1/2024	12:07	50.7	53.7		54.6	57.6	46.9	49.9
1/1/2024	12:12	48.2	51.2	53.5	51.0	54.0	44.8	47.8
1/1/2024	12:17	51.4	54.4		55.0	58.0	47.7	50.7
1/1/2024	12:22	51.7	54.7		54.7	57.7	48.7	51.7
1/1/2024	12:27	49.5	52.5		53.0	56.0	46.7	49.7
1/1/2024	12:32	49.9	52.9		53.4	56.4	46.6	49.6
1/1/2024	12:37	50.2	53.2		53.9	56.9	46.6	49.6
1/1/2024	12:42	50.5	53.5	54.0	54.3	57.3	47.1	50.1
1/1/2024	12:47	48.8	51.8		51.5	54.5	45.9	48.9
1/1/2024	12:52	49.3	52.3		53.1	56.1	46.2	49.2
1/1/2024	12:57	54.4	57.4		57.5	60.5	51.6	54.6
1/1/2024	13:02	51.8	54.8		54.7	57.7	48.8	51.8
1/1/2024	13:07	48.2	51.2		51.9	54.9	44.4	47.4
1/1/2024	13:12	48.9	51.9	53.0	52.2	55.2	45.2	48.2
1/1/2024	13:17	50.2	53.2		53.4	56.4	46.7	49.7
1/1/2024	13:22	48.6	51.6		51.4	54.4	45.6	48.6
1/1/2024	13:27	50.9	53.9		53.8	56.8	48.1	51.1
1/1/2024	13:32	54.0	57.0		57.2	60.2	50.8	53.8
1/1/2024	13:37	48.9	51.9		52.2	55.2	45.8	48.8
1/1/2024	13:42	55.0	58.0	55.7	58.2	61.2	51.3	54.3
1/1/2024	13:47	49.7	52.7		53.2	56.2	46.1	49.1
1/1/2024	13:52	54.8	57.8		57.7	60.7	51.3	54.3
1/1/2024	13:57	49.3	52.3		52.3	55.3	45.8	48.8
1/1/2024	14:02	49.7	52.7		52.7	55.7	46.8	49.8
1/1/2024	14:07	52.3	55.3		56.0	59.0	49.5	52.5
1/1/2024	14:12	52.8	55.8	55.1	56.1	59.1	48.9	51.9
1/1/2024	14:17	51.8	54.8		54.9	57.9	47.9	50.9
1/1/2024	14:22	52.7	55.7		56.4	59.4	48.9	51.9
1/1/2024	14:27	52.8	55.8		55.8	58.8	49.5	52.5
1/1/2024	14:32	53.2	56.2		56.5	59.5	49.8	52.8
1/1/2024	14:37	51.7	54.7		55.1	58.1	48.6	51.6
1/1/2024	14:42	54.8	57.8	56.7	57.9	60.9	50.9	53.9
1/1/2024	14:47	51.5	54.5		54.2	57.2	48.1	51.1
1/1/2024	14:52	54.3	57.3		57.8	60.8	50.6	53.6
1/1/2024	14:57	55.2	58.2		58.4	61.4	51.9	54.9
1/1/2024	15:02	50.9	53.9		53.9	56.9	48.2	51.2
1/1/2024	15:07	50.2	53.2		53.8	56.8	46.8	49.8
1/1/2024	15:12	51.2	54.2	53.4	54.8	57.8	47.6	50.6
1/1/2024	15:17	49.8	52.8		53.5	56.5	46.6	49.6
1/1/2024	15:22	49.9	52.9		53.0	56.0	47.0	50.0
1/1/2024	15:27	50.0	53.0		53.7	56.7	46.1	49.1
1/1/2024	15:32	54.1	57.1		57.4	60.4	50.9	53.9
1/1/2024	15:37	54.9	57.9		58.8	61.8	51.9	54.9
1/1/2024	15:42	52.9	55.9	55.6	56.7	59.7	49.3	52.3
1/1/2024	15:47	50.3	53.3		53.1	56.1	46.6	49.6
1/1/2024	15:52	50.9	53.9		54.4	57.4	47.9	50.9
1/1/2024	15:57	49.6	52.6		52.3	55.3	45.7	48.7
1/1/2024	16:02	54.0	57.0		57.1	60.1	51.0	54.0
1/1/2024	16:07	52.4	55.4		55.6	58.6	48.5	51.5
1/1/2024	16:12	48.5	51.5	55.2	51.7	54.7	45.7	48.7
1/1/2024	16:17	51.2	54.2		54.2	57.2	48.1	51.1
1/1/2024	16:22	51.5	54.5		54.4	57.4	48.3	51.3
1/1/2024	16:27	53.4	56.4		56.1	59.1	49.6	52.6
1/1/2024	16:32	53.1	56.1		56.9	59.9	49.8	52.8
1/1/2024	16:37	54.4	57.4		57.3	60.3	51.0	54.0
1/1/2024	16:42	52.0	55.0	55.6	55.7	58.7	49.1	52.1
1/1/2024	16:47	48.8	51.8		51.8	54.8	45.1	48.1
1/1/2024	16:52	50.9	53.9		53.6	56.6	47.9	50.9
1/1/2024	16:57	54.2	57.2		57.0	60.0	51.1	54.1
1/1/2024	17:02	55.9	58.9		58.6	61.6	52.8	55.8
1/1/2024	17:07	54.2	57.2		56.9	59.9	50.4	53.4
1/1/2024	17:12	55.1	58.1	57.9	58.0	61.0	51.4	54.4
1/1/2024	17:17	52.9	55.9		56.3	59.3	50.1	53.1
1/1/2024	17:22	55.0	58.0		58.7	61.7	52.0	55.0
1/1/2024	17:27	55.5	58.5		58.2	61.2	52.1	55.1
1/1/2024	17:32	50.6	53.6		53.3	56.3	47.6	50.6
1/1/2024	17:37	54.6	57.6		58.4	61.4	50.8	53.8
1/1/2024	17:42	55.3	58.3	56.2	58.8	61.8	52.1	55.1
1/1/2024	17:47	54.4	57.4		57.8	60.8	51.6	54.6
1/1/2024	17:52	52.0	55.0		54.7	57.7	48.6	51.6
1/1/2024	17:57	48.5	51.5		51.2	54.2	45.4	48.4
1/1/2024	18:02	48.6	51.6		51.3	54.3	45.1	48.1
1/1/2024	18:07	52.8	55.8		56.3	59.3	49.5	52.5
1/1/2024	18:12	48.9	51.9	54.8	52.5	55.5	45.4	48.4
1/1/2024	18:17	55.3	58.3		58.2	61.2	52.3	55.3
1/1/2024	18:22	51.9	54.9		55.3	58.3	48.1	51.1
1/1/2024	18:27	48.5	51.5		51.2	54.2	45.3	48.3
1/1/2024	18:32	51.5	54.5		55.1	58.1	47.9	50.9
1/1/2024	18:37	51.5	54.5		54.3	57.3	48.7	51.7
1/1/2024	18:42	49.1	52.1	53.9	52.0	55.0	45.3	48.3
1/1/2024	18:47	52.6	55.6		56.5	59.5	49.4	52.4
1/1/2024	18:52	51.0	54.0		54.2	57.2	48.3	51.3
1/1/2024	18:57	48.0	51.0		51.9	54.9	44.8	47.8
			Mean	53.5				
			Maximum	57.9				
			Minimum	46.6				

Date	Start Time	Leq (5mins)	Leq (5mins)*	Leq (30mins)	L10 (5mins)	L10 (5mins)*	L90 (5mins)	L90 (5mins)*
2/1/2024	7:02	41.2	44.2		45.0	48.0	37.8	40.8
2/1/2024	7:07	43.2	46.2		46.3	49.3	39.9	42.9
2/1/2024	7:12	43.9	46.9	46.1	46.7	49.7	40.6	43.6
2/1/2024	7:17	41.2	44.2		44.5	47.5	37.8	40.8
2/1/2024	7:22	44.4	47.4		47.6	50.6	41.3	44.3
2/1/2024	7:27	43.6	46.6		47.2	50.2	40.8	43.8
2/1/2024	7:32	43.8	46.8		47.6	50.6	40.6	43.6
2/1/2024	7:37	43.3	46.3		46.5	49.5	40.1	43.1
2/1/2024	7:42	44.7	47.7	46.3	48.4	51.4	41.8	44.8
2/1/2024	7:47	43.9	46.9		46.9	49.9	41.1	44.1
2/1/2024	7:52	41.5	44.5		44.6	47.6	37.7	40.7
2/1/2024	7:57	41.5	44.5		45.2	48.2	38.5	41.5
2/1/2024	8:02	42.8	45.8		46.4	49.4	40.1	43.1
2/1/2024	8:07	43.9	46.9		47.1	50.1	40.3	43.3
2/1/2024	8:12	49.0	52.0	48.7	52.8	55.8	45.5	48.5
2/1/2024	8:17	43.8	46.8		47.6	50.6	40.8	43.8
2/1/2024	8:22	45.7	48.7		48.6	51.6	43.0	46.0
2/1/2024	8:27	45.7	48.7		49.6	52.6	42.7	45.7
2/1/2024	8:32	51.8	54.8		55.7	58.7	47.9	50.9
2/1/2024	8:37	50.0	53.0		53.7	56.7	46.9	49.9
2/1/2024	8:42	44.3	47.3	51.8	48.1	51.1	41.2	44.2
2/1/2024	8:47	45.9	48.9		48.8	51.8	42.5	45.5
2/1/2024	8:52	44.8	47.8		47.6	50.6	40.9	43.9
2/1/2024	8:57	50.5	53.5		53.4	56.4	47.1	50.1
2/1/2024	9:02	50.9	53.9		54.2	57.2	47.1	50.1
2/1/2024	9:07	46.1	49.1		49.0	52.0	42.9	45.9
2/1/2024	9:12	51.8	54.8	52.0	54.8	57.8	47.9	50.9
2/1/2024	9:17	43.9	46.9		47.5	50.5	40.9	43.9
2/1/2024	9:22	47.9	50.9		51.5	54.5	44.6	47.6
2/1/2024	9:27	48.9	51.9		52.0	55.0	46.0	49.0
2/1/2024	9:32	50.9	53.9		54.8	57.8	47.9	50.9
2/1/2024	9:37	43.4	46.4		46.1	49.1	39.7	42.7
2/1/2024	9:42	47.1	50.1	50.3	50.8	53.8	44.2	47.2
2/1/2024	9:47	46.7	49.7		49.4	52.4	43.0	46.0
2/1/2024	9:52	46.3	49.3		49.1	52.1	43.3	46.3
2/1/2024	9:57	45.6	48.6		48.3	51.3	42.1	45.1
2/1/2024	10:02	46.5	49.5		50.1	53.1	43.4	46.4
2/1/2024	10:07	44.3	47.3		47.1	50.1	40.7	43.7
2/1/2024	10:12	50.8	53.8	49.7	54.6	57.6	47.6	50.6
2/1/2024	10:17	46.4	49.4		49.9	52.9	43.1	46.1
2/1/2024	10:22	43.8	46.8		47.7	50.7	41.1	44.1
2/1/2024	10:27	43.8	46.8		46.6	49.6	40.1	43.1
2/1/2024	10:32	45.1	48.1		49.0	52.0	41.7	44.7
2/1/2024	10:37	48.9	51.9		51.7	54.7	46.0	49.0
2/1/2024	10:42	49.3	52.3	52.2	52.4	55.4	46.1	49.1
2/1/2024	10:47	50.1	53.1		53.9	56.9	46.5	49.5
2/1/2024	10:52	49.3	52.3		52.9	55.9	46.3	49.3
2/1/2024	10:57	50.6	53.6		54.4	57.4	47.5	50.5
2/1/2024	11:02	54.0	57.0		57.0	60.0	51.3	54.3
2/1/2024	11:07	49.9	52.9		52.8	55.8	46.8	49.8
2/1/2024	11:12	49.9	52.9	54.8	52.6	55.6	46.8	49.8
2/1/2024	11:17	53.2	56.2		56.9	59.9	49.6	52.6
2/1/2024	11:22	52.3	55.3		55.6	58.6	48.6	51.6
2/1/2024	11:27	49.5	52.5		52.2	55.2	46.7	49.7
2/1/2024	11:32	52.6	55.6		55.4	58.4	49.3	52.3
2/1/2024	11:37	50.1	53.1		53.3	56.3	46.3	49.3
2/1/2024	11:42	52.4	55.4	54.4	55.6	58.6	48.7	51.7
2/1/2024	11:47	48.0	51.0		51.1	54.1	44.9	47.9
2/1/2024	11:52	52.5	55.5		55.5	58.5	49.7	52.7
2/1/2024	11:57	50.9	53.9		53.7	56.7	48.2	51.2
2/1/2024	12:02	53.8	56.8		56.7	59.7	49.9	52.9
2/1/2024	12:07	53.0	56.0		56.3	59.3	49.5	52.5
2/1/2024	12:12	52.6	55.6	55.0	55.6	58.6	49.4	52.4
2/1/2024	12:17	52.8	55.8		55.8	58.8	50.0	53.0
2/1/2024	12:22	49.4	52.4		53.3	56.3	46.6	49.6
2/1/2024	12:27	47.4	50.4		51.0	54.0	44.0	47.0
2/1/2024	12:32	50.3	53.3		53.7	56.7	46.5	49.5
2/1/2024	12:37	48.0	51.0		51.2	54.2	45.3	48.3
2/1/2024	12:42	53.2	56.2	54.5	56.8	59.8	49.6	52.6
2/1/2024	12:47	53.1	56.1		56.5	59.5	50.0	53.0
2/1/2024	12:52	52.6	55.6		56.1	59.1	49.5	52.5
2/1/2024	12:57	49.1	52.1		52.6	55.6	45.5	48.5
2/1/2024	13:02	51.9	54.9		55.7	58.7	49.0	52.0
2/1/2024	13:07	50.2	53.2		54.1	57.1	47.4	50.4
2/1/2024	13:12	51.0	54.0	54.6	54.5	57.5	48.0	51.0
2/1/2024	13:17	48.3	51.3		51.7	54.7	45.1	48.1
2/1/2024	13:22	54.4	57.4		57.3	60.3	51.7	54.7
2/1/2024	13:27	51.6	54.6		54.5	57.5	48.8	51.8
2/1/2024	13:32	51.7	54.7		55.0	58.0	47.8	50.8
2/1/2024	13:37	53.3	56.3		56.8	59.8	49.8	52.8
2/1/2024	13:42	54.1	57.1	55.5	57.6	60.6	51.3	54.3
2/1/2024	13:47	52.5	55.5		56.1	59.1	49.4	52.4
2/1/2024	13:52	49.7	52.7		52.6	55.6	45.8	48.8
2/1/2024	13:57	52.7	55.7		55.7	58.7	49.6	52.6
2/1/2024	14:02	50.6	53.6		54.1	57.1	47.2	50.2
2/1/2024	14:07	49.2	52.2		52.5	55.5	45.4	48.4
2/1/2024	14:12	52.9	55.9	55.0	55.6	58.6	49.0	52.0
2/1/2024	14:17	52.4	55.4		55.5	58.5	49.4	52.4
2/1/2024	14:22	54.3	57.3		57.7	60.7	51.0	54.0
2/1/2024	14:27	51.0	54.0		54.6	57.6	47.7	50.7
2/1/2024	14:32	53.5	56.5		56.6	59.6	50.8	53.8
2/1/2024	14:37	51.3	54.3		54.1	57.1	47.8	50.8
2/1/2024	14:42	52.0	55.0	56.0	55.0	58.0	48.1	51.1
2/1/2024	14:47	54.3	57.3		57.4	60.4	50.9	53.9
2/1/2024	14:52	50.0	53.0		53.0	56.0	46.4	49.4
2/1/2024	14:57	55.1	58.1		58.2	61.2	51.9	54.9
2/1/2024	15:02	54.5	57.5		58.0	61.0	51.4	54.4
2/1/2024	15:07	54.9	57.9		58.3	61.3	51.0	54.0
2/1/2024	15:12	55.1	58.1	56.6	58.7	61.7	51.7	54.7
2/1/2024	15:17	48.4	51.4		52.1	55.1	45.5	48.5
2/1/2024	15:22	52.7	55.7		55.6	58.6	49.0	52.0
2/1/2024	15:27	52.8	55.8		56.0	59.0	48.9	51.9
2/1/2024	15:32	52.3	55.3		55.1	58.1	48.6	51.6
2/1/2024	15:37	50.6	53.6		54.3	57.3	47.4	50.4
2/1/2024	15:42	48.6	51.6	55.2	52.4	55.4	45.0	48.0
2/1/2024	15:47	52.9	55.9		56.7	59.7	50.0	53.0
2/1/2024	15:52	53.0	56.0		55.8	58.8	50.0	53.0
2/1/2024	15:57	54.0	57.0		57.3	60.3	51.0	54.0
2/1/2024	16:02	51.3	54.3		54.4	57.4	48.0	51.0
2/1/2024	16:07	54.5	57.5		57.9	60.9	51.2	54.2
2/1/2024	16:12	50.2	53.2	56.7	53.9	56.9	46.5	49.5
2/1/2024	16:17	55.3	58.3		58.4	61.4	52.2	55.2
2/1/2024	16:22	52.9	55.9		56.5	59.5	49.5	52.5
2/1/2024	16:27	55.6	58.6		58.6	61.6	51.9	54.9
2/1/2024	16:32	51.3	54.3		54.9	57.9	47.4	50.4
2/1/2024	16:37	49.0	52.0		51.9	54.9	45.7	48.7
2/1/2024	16:42	49.6	52.6	55.3	52.6	55.6	46.7	49.7
2/1/2024	16:47	55.1	58.1		58.2	61.2	51.6	54.6
2/1/2024	16:52	54.3	57.3		57.1	60.1	50.9	53.9
2/1/2024	16:57	50.6	53.6		53.3	56.3	47.8	50.8
2/1/2024	17:02	54.3	57.3		58.1	61.1	51.4	54.4
2/1/2024	17:07	55.5	58.5		59.0	62.0	52.8	55.8
2/1/2024	17:12	54.2	57.2	57.7	57.5	60.5	50.4	53.4
2/1/2024	17:17	56.0	59.0		59.6	62.6	52.6	55.6
2/1/2024	17:22	55.5	58.5		59.2	62.2	52.2	55.2
2/1/2024	17:27	51.4	54.4		55.0	58.0	48.4	51.4
2/1/2024	17:32	54.4	57.4		58.1	61.1	51.2	54.2
2/1/2024	17:37	53.4	56.4		56.6	59.6	49.6	52.6
2/1/2024	17:42	50.5	53.5	54.9	54.1	57.1	46.8	49.8
2/1/2024	17:47	48.9	51.9		51.8	54.8	45.0	48.0
2/1/2024	17:52	52.1	55.1		55.2	58.2	49.1	52.1
2/1/2024	17:57	49.6	52.6		52.9	55.9	46.9	49.9
2/1/2024	18:02	53.5	56.5		56.2	59.2	50.4	53.4
2/1/2024	18:07	50.4	53.4		54.0	57.0	47.0	50.0
2/1/2024	18:12	54.6	57.6	56.0	57.4	60.4	50.9	53.9
2/1/2024	18:17	51.6	54.6		54.4	57.4	47.9	50.9
2/1/2024	18:22	54.1	57.1		58.0	61.0	50.3	53.3
2/1/2024	18:27	52.2	55.2		55.9	58.9	49.5	52.5
2/1/2024	18:32	51.4	54.4		55.0	58.0	47.5	50.5
2/1/2024	18:37	51.7	54.7		54.5	57.5	47.9	50.9
2/1/2024	18:42	54.4	57.4	54.1	57.9	60.9	50.9	53.9
2/1/2024	18:47	47.8	50.8		50.6	53.6	44.0	47.0
2/1/2024	18:52	48.8	51.8		52.3	55.3	45.1	48.1
2/1/2024	18:57	48.4	51.4		51.2	54.2	45.4	48.4
			Mean	53

Station: TW_M2

Remark: *For Free Field measurement, +3 dB(A) was added to the measured results.

Date	Start Time	Leq (5mins)	Leq (5mins)*	Leq (30mins)	L10 (5mins)	L10 (5mins)*	L90 (5mins)	L90 (5mins)*
3/1/2024	7:02	44.7	47.7		47.4	50.4	42.0	45.0
3/1/2024	7:07	44.5	47.5		48.0	51.0	41.5	44.5
3/1/2024	7:12	44.2	47.2	46.9	47.4	50.4	41.5	44.5
3/1/2024	7:17	44.2	47.2		47.4	50.4	40.5	43.5
3/1/2024	7:22	41.6	44.6		45.1	48.1	38.3	41.3
3/1/2024	7:27	43.2	46.2		46.7	49.7	40.3	43.3
3/1/2024	7:32	42.5	45.5		45.3	48.3	39.3	42.3
3/1/2024	7:37	44.8	47.8		47.8	50.8	42.1	45.1
3/1/2024	7:42	42.6	45.6	46.6	46.2	49.2	39.3	42.3
3/1/2024	7:47	42.0	45.0		45.0	48.0	38.1	41.1
3/1/2024	7:52	44.0	47.0		47.7	50.7	40.8	43.8
3/1/2024	7:57	44.6	47.6		47.6	50.6	41.9	44.9
3/1/2024	8:02	42.1	45.1		45.1	48.1	39.1	42.1
3/1/2024	8:07	42.8	45.8		46.5	49.5	39.6	42.6
3/1/2024	8:12	41.7	44.7	49.1	44.7	47.7	38.8	41.8
3/1/2024	8:17	45.0	48.0		47.8	50.8	41.2	44.2
3/1/2024	8:22	48.1	51.1		52.0	55.0	44.7	47.7
3/1/2024	8:27	49.9	52.9		53.1	56.1	47.0	50.0
3/1/2024	8:32	45.8	48.8		49.3	52.3	42.0	45.0
3/1/2024	8:37	47.0	50.0		50.8	53.8	43.9	46.9
3/1/2024	8:42	51.2	54.2	51.5	53.9	56.9	47.3	50.3
3/1/2024	8:47	46.9	49.9		50.7	53.7	43.5	46.5
3/1/2024	8:52	50.2	53.2		53.2	56.2	46.6	49.6
3/1/2024	8:57	47.0	50.0		50.0	53.0	44.1	47.1
3/1/2024	9:02	46.1	49.1		49.0	52.0	42.6	45.6
3/1/2024	9:07	49.2	52.2		52.2	55.2	46.0	49.0
3/1/2024	9:12	47.3	50.3	52.1	51.1	54.1	44.6	47.6
3/1/2024	9:17	48.9	51.9		51.9	54.9	45.5	48.5
3/1/2024	9:22	49.7	52.7		52.4	55.4	45.9	48.9
3/1/2024	9:27	51.5	54.5		54.6	57.6	47.7	50.7
3/1/2024	9:32	45.4	48.4		48.4	51.4	42.2	45.2
3/1/2024	9:37	47.7	50.7		50.4	53.4	45.0	48.0
3/1/2024	9:42	47.9	50.9	50.4	51.4	54.4	44.9	47.9
3/1/2024	9:47	43.5	46.5		47.2	50.2	40.4	43.4
3/1/2024	9:52	49.5	52.5		53.2	56.2	45.7	48.7
3/1/2024	9:57	48.0	51.0		51.4	54.4	44.6	47.6
3/1/2024	10:02	44.6	47.6		48.1	51.1	41.8	44.8
3/1/2024	10:07	43.5	46.5		46.9	49.9	39.7	42.7
3/1/2024	10:12	45.5	48.5	48.7	49.4	52.4	42.7	45.7
3/1/2024	10:17	44.8	47.8		47.9	50.9	42.0	45.0
3/1/2024	10:22	46.5	49.5		49.4	52.4	42.6	45.6
3/1/2024	10:27	47.8	50.8		51.2	54.2	44.1	47.1
3/1/2024	10:32	45.0	48.0		48.1	51.1	41.3	44.3
3/1/2024	10:37	51.2	54.2		55.1	58.1	47.7	50.7
3/1/2024	10:42	50.0	53.0	53.5	52.8	55.8	47.3	50.3
3/1/2024	10:47	47.7	50.7		51.5	54.5	44.4	47.4
3/1/2024	10:52	53.9	56.9		57.2	60.2	50.9	53.9
3/1/2024	10:57	50.5	53.5		54.3	57.3	47.6	50.6
3/1/2024	11:02	53.4	56.4		57.2	60.2	50.0	53.0
3/1/2024	11:07	48.8	51.8		51.5	54.5	45.7	48.7
3/1/2024	11:12	51.7	54.7	54.4	54.9	57.9	47.9	50.9
3/1/2024	11:17	48.3	51.3		51.4	54.4	44.6	47.6
3/1/2024	11:22	53.7	56.7		56.7	59.7	50.1	53.1
3/1/2024	11:27	49.5	52.5		53.1	56.1	46.4	49.4
3/1/2024	11:32	54.1	57.1		57.8	60.8	50.9	53.9
3/1/2024	11:37	47.4	50.4		50.2	53.2	44.4	47.4
3/1/2024	11:42	53.4	56.4	54.4	56.4	59.4	50.4	53.4
3/1/2024	11:47	50.9	53.9		53.6	56.6	47.7	50.7
3/1/2024	11:52	49.7	52.7		52.4	55.4	46.1	49.1
3/1/2024	11:57	49.4	52.4		52.4	55.4	46.4	49.4
3/1/2024	12:02	53.9	56.9		57.7	60.7	50.0	53.0
3/1/2024	12:07	48.5	51.5		52.2	55.2	44.9	47.9
3/1/2024	12:12	48.2	51.2	53.9	51.9	54.9	44.9	47.9
3/1/2024	12:17	52.3	55.3		55.0	58.0	49.5	52.5
3/1/2024	12:22	49.3	52.3		53.0	56.0	45.6	48.6
3/1/2024	12:27	49.9	52.9		52.8	55.8	46.0	49.0
3/1/2024	12:32	51.8	54.8		54.9	57.9	48.2	51.2
3/1/2024	12:37	48.3	51.3		52.2	55.2	45.1	48.1
3/1/2024	12:42	49.0	52.0	52.4	52.0	55.0	46.2	49.2
3/1/2024	12:47	49.5	52.5		53.3	56.3	45.7	48.7
3/1/2024	12:52	48.3	51.3		51.5	54.5	45.2	48.2
3/1/2024	12:57	48.6	51.6		51.7	54.7	45.0	48.0
3/1/2024	13:02	49.8	52.8		53.2	56.2	46.4	49.4
3/1/2024	13:07	52.8	55.8		56.7	59.7	49.3	52.3
3/1/2024	13:12	53.1	56.1	54.6	56.9	59.9	50.2	53.2
3/1/2024	13:17	50.0	53.0		53.4	56.4	46.9	49.9
3/1/2024	13:22	51.6	54.6		54.3	57.3	48.4	51.4
3/1/2024	13:27	51.5	54.5		55.4	58.4	48.0	51.0
3/1/2024	13:32	53.1	56.1		57.0	60.0	49.4	52.4
3/1/2024	13:37	54.3	57.3		57.8	60.8	51.4	54.4
3/1/2024	13:42	48.4	51.4	55.5	51.5	54.5	44.6	47.6
3/1/2024	13:47	53.9	56.9		57.8	60.8	51.0	54.0
3/1/2024	13:52	52.6	55.6		55.3	58.3	49.7	52.7
3/1/2024	13:57	49.8	52.8		52.7	55.7	46.5	49.5
			Mean	51.7				
			Maximum	55.5				
			Minimum	46.6				

Summary of Noise Monitoring Results during 07:00 - 19:00 at TW_M2	
	Leq (30mins)
Mean	53.1
Maximum	57.9
Minimum	44.5

Note:

1.The Leq (5mins) values within the time slots that do not have six consecutive Leq (5mins) values are not included in calculation of Leq (30mins).

2. Short periods of data gaps in tables are due to suspension of monitoring during replacement of batteries for the sound level meter.

Appendix 3-11 Baseline Noise Monitoring Data – 19:00 - 23:00 at TW_M2

Station: TW_M2

Remark: *For Free Field measurement, +3 dB(A) was added to the measured results.

Date	Start Time	Leq (5mins)	Leq (5mins)*	Leq (15mins)	Leq (30mins)	L10 (5mins)	L10 (5mins)*	L90 (5mins)	L90 (5mins)*
20/12/2023	19:02	44.4	47.4			46.7	49.7	42.3	45.3
20/12/2023	19:07	42.0	45.0	46.2		45.3	48.3	38.8	41.8
20/12/2023	19:12	42.8	45.8		46.3	45.6	48.6	39.9	42.9
20/12/2023	19:17	43.9	46.9			46.2	49.2	41.5	44.5
20/12/2023	19:22	43.4	46.4	46.4		46.3	49.3	40.9	43.9
20/12/2023	19:27	42.7	45.7			45.0	48.0	40.6	43.6
20/12/2023	19:32	41.5	44.5			42.9	45.9	40.0	43.0
20/12/2023	19:37	41.1	44.1	45.2		43.6	46.6	38.3	41.3
20/12/2023	19:42	43.5	46.5		45.1	46.0	49.0	41.1	44.1
20/12/2023	19:47	41.9	44.9			44.3	47.3	40.0	43.0
20/12/2023	19:52	41.6	44.6	45.1		44.2	47.2	38.7	41.7
20/12/2023	19:57	42.7	45.7			45.4	48.4	40.4	43.4
20/12/2023	20:02	39.8	42.8			42.1	45.1	37.5	40.5
20/12/2023	20:07	41.6	44.6	43.5		44.4	47.4	40.0	43.0
20/12/2023	20:12	39.7	42.7		43.5	41.6	44.6	37.8	40.8
20/12/2023	20:17	40.0	43.0			42.2	45.2	37.9	40.9
20/12/2023	20:22	41.1	44.1	43.5		43.2	46.2	39.5	42.5
20/12/2023	20:27	40.2	43.2			41.9	44.9	38.2	41.2
20/12/2023	20:32	42.1	45.1			43.9	46.9	40.7	43.7
20/12/2023	20:37	39.9	42.9	44.8		41.7	44.7	37.7	40.7
20/12/2023	20:42	42.8	45.8		44.7	44.2	47.2	40.5	43.5
20/12/2023	20:47	42.8	45.8			44.6	47.6	41.2	44.2
20/12/2023	20:52	40.6	43.6	44.6		41.8	44.8	39.2	42.2
20/12/2023	20:57	41.2	44.2			43.4	46.4	39.3	42.3
20/12/2023	21:02	43.6	46.6			46.1	49.1	42.2	45.2
20/12/2023	21:07	43.0	46.0	46.1		45.2	48.2	40.7	43.7
20/12/2023	21:12	42.8	45.8		45.4	44.2	47.2	40.5	43.5
20/12/2023	21:17	42.7	45.7			44.5	47.5	40.9	43.9
20/12/2023	21:22	40.1	43.1	44.6		41.7	44.7	37.6	40.6
20/12/2023	21:27	41.5	44.5			43.0	46.0	40.3	43.3
20/12/2023	21:32	39.9	42.9			42.0	45.0	38.2	41.2
20/12/2023	21:37	40.2	43.2	43.8		41.9	44.9	38.2	41.2
20/12/2023	21:42	41.9	44.9		44.1	44.3	47.3	40.6	43.6
20/12/2023	21:47	41.4	44.4			42.8	45.8	39.6	42.6
20/12/2023	21:52	40.5	43.5	44.4		42.5	45.5	38.6	41.6
20/12/2023	21:57	42.2	45.2			44.5	47.5	40.7	43.7
20/12/2023	22:02	43.4	46.4			45.8	48.8	41.0	44.0
20/12/2023	22:07	42.0	45.0	45.7		44.3	47.3	40.3	43.3
20/12/2023	22:12	42.5	45.5		44.9	44.9	47.9	40.6	43.6
20/12/2023	22:17	40.1	43.1			41.9	44.9	38.8	41.8
20/12/2023	22:22	40.7	43.7	44.0		41.9	44.9	39.2	42.2
20/12/2023	22:27	42.0	45.0			43.9	46.9	40.7	43.7
20/12/2023	22:32	38.1	41.1			39.9	42.9	36.6	39.6
20/12/2023	22:37	39.1	42.1	41.4		40.2	43.2	38.3	41.3
20/12/2023	22:42	38.0	41.0		42.4	39.8	42.8	36.6	39.6
20/12/2023	22:47	40.0	43.0			41.3	44.3	38.5	41.5
20/12/2023	22:52	38.9	41.9	43.2		40.3	43.3	37.9	40.9
20/12/2023	22:57	41.4	44.4			42.7	45.7	40.1	43.1
			Mean	44.5	44.6				
			Maximum	46.4	46.3				
			Minimum	41.4	42.4				

Date	Start Time	Leq (5mins)	Leq (5mins)*	Leq (15mins)	Leq (30mins)	L10 (5mins)	L10 (5mins)*	L90 (5mins)	L90 (5mins)*
21/12/2023	19:02	50.2	53.2			53.0	56.0	46.4	49.4
21/12/2023	19:07	47.7	50.7	52.7		51.2	54.2	44.7	47.7
21/12/2023	19:12	50.7	53.7		52.9	54.1	57.1	47.5	50.5
21/12/2023	19:17	48.3	51.3			51.0	54.0	45.5	48.5
21/12/2023	19:22	50.7	53.7	53.0		54.3	57.3	47.5	50.5
21/12/2023	19:27	50.7	53.7			53.9	56.9	47.3	50.3
21/12/2023	19:32	51.2	54.2			54.6	57.6	48.5	51.5
21/12/2023	19:37	48.0	51.0	52.6		51.0	54.0	45.0	48.0
21/12/2023	19:42	49.1	52.1		52.1	51.8	54.8	46.1	49.1
21/12/2023	19:47	50.4	53.4			54.0	57.0	47.6	50.6
21/12/2023	19:52	48.0	51.0	51.5		51.2	54.2	44.4	47.4
21/12/2023	19:57	46.1	49.1			49.5	52.5	43.4	46.4
21/12/2023	20:02	45.9	48.9			48.9	51.9	42.4	45.4
21/12/2023	20:07	45.7	48.7	48.5		48.5	51.5	42.1	45.1
21/12/2023	20:12	44.8	47.8		47.4	47.7	50.7	42.1	45.1
21/12/2023	20:17	42.5	45.5			46.2	49.2	39.5	42.5
21/12/2023	20:22	44.4	47.4	46.0		47.1	50.1	41.7	44.7
21/12/2023	20:27	41.6	44.6			44.8	47.8	38.7	41.7
21/12/2023	20:32	42.0	45.0			44.7	47.7	38.5	41.5
21/12/2023	20:37	43.7	46.7	45.3		46.6	49.6	40.5	43.5
21/12/2023	20:42	40.7	43.7		45.3	44.3	47.3	36.9	39.9
21/12/2023	20:47	43.4	46.4			47.1	50.1	40.6	43.6
21/12/2023	20:52	40.6	43.6	45.2		43.6	46.6	37.9	40.9
21/12/2023	20:57	42.3	45.3			45.6	48.6	39.2	42.2
21/12/2023	21:02	41.4	44.4			44.6	47.6	38.1	41.1
21/12/2023	21:07	44.0	47.0	46.5		47.6	50.6	41.1	44.1
21/12/2023	21:12	44.5	47.5		45.4	47.9	50.9	40.7	43.7
21/12/2023	21:17	40.9	43.9			44.2	47.2	37.9	40.9
21/12/2023	21:22	40.9	43.9	43.9		43.9	46.9	37.7	40.7
21/12/2023	21:27	40.9	43.9			44.4	47.4	37.1	40.1
21/12/2023	21:32	43.6	46.6			47.0	50.0	39.9	42.9
21/12/2023	21:37	40.8	43.8	45.1		44.7	47.7	37.5	40.5
21/12/2023	21:42	41.4	44.4		44.9	44.4	47.4	38.1	41.1
21/12/2023	21:47	41.9	44.9			44.8	47.8	38.5	41.5
21/12/2023	21:52	42.6	45.6	44.8		46.1	49.1	39.6	42.6
21/12/2023	21:57	40.5	43.5			44.2	47.2	37.8	40.8
21/12/2023	22:02	42.1	45.1			45.8	48.8	38.8	41.8
21/12/2023	22:07	41.7	44.7	45.3		45.0	48.0	38.8	41.8
21/12/2023	22:12	42.9	45.9		44.3	46.6	49.6	39.3	42.3
21/12/2023	22:17	40.3	43.3			43.9	46.9	37.3	40.3
21/12/2023	22:22	40.0	43.0	42.9		43.7	46.7	36.3	39.3
21/12/2023	22:27	39.5	42.5			42.5	45.5	36.8	39.8
21/12/2023	22:32	39.8	42.8			42.7	45.7	36.4	39.4
21/12/2023	22:37	40.4	43.4	43.7		44.3	47.3	37.6	40.6
21/12/2023	22:42	41.6	44.6		43.0	45.1	48.1	38.9	41.9
21/12/2023	22:47	40.0	43.0			43.6	46.6	36.4	39.4
21/12/2023	22:52	38.2	41.2	42.3		41.7	44.7	34.9	37.9
21/12/2023	22:57	39.5	42.5			43.1	46.1	35.9	38.9
			Mean	46.8	46.9				
			Maximum	53.0	52.9				
			Minimum	42.3	43.0				

Station: TW_M2

Remark: *For Free Field measurement, +3 dB(A) was added to the measured results.

Date	Start Time	Leq (5mins)	Leq (5mins)*	Leq (15mins)	Leq (30mins)	L10 (5mins)	L10 (5mins)*	L90 (5mins)	L90 (5mins)*
22/12/2023	19:00	54.7	57.7			57.3	60.3	52.2	55.2
22/12/2023	19:05	54.4	57.4	57.5		57.6	60.6	52.5	55.5
22/12/2023	19:10	54.3	57.3		56.7	57.1	60.1	51.2	54.2
22/12/2023	19:15	51.9	54.9			53.6	56.6	50.1	53.1
22/12/2023	19:20	55.4	58.4	55.9		58.1	61.1	53.2	56.2
22/12/2023	19:25	48.9	51.9			51.8	54.8	46.7	49.7
22/12/2023	19:30	55.3	58.3			57.8	60.8	53.1	56.1
22/12/2023	19:35	54.4	57.4	57.2		57.3	60.3	52.6	55.6
22/12/2023	19:40	52.5	55.5		55.8	54.6	57.6	49.9	52.9
22/12/2023	19:45	50.3	53.3			52.6	55.6	48.2	51.2
22/12/2023	19:50	52.2	55.2	53.8		54.6	57.6	49.3	52.3
22/12/2023	19:55	49.4	52.4			51.8	54.8	47.3	50.3
22/12/2023	20:00	44.8	47.8			46.3	49.3	42.1	45.1
22/12/2023	20:05	42.4	45.4	46.3		44.4	47.4	40.2	43.2
22/12/2023	20:10	42.3	45.3		47.1	43.7	46.7	40.6	43.6
22/12/2023	20:15	45.1	48.1			47.4	50.4	42.8	45.8
22/12/2023	20:20	43.7	46.7	47.7		46.3	49.3	40.9	43.9
22/12/2023	20:25	45.1	48.1			46.5	49.5	42.5	45.5
22/12/2023	20:30	45.0	48.0			46.6	49.6	42.3	45.3
22/12/2023	20:35	46.5	49.5	49.2		49.2	52.2	44.7	47.7
22/12/2023	20:40	46.9	49.9		48.5	48.7	51.7	44.9	47.9
22/12/2023	20:45	44.3	47.3			46.2	49.2	41.9	44.9
22/12/2023	20:50	43.2	46.2	47.7		45.6	48.6	41.4	44.4
22/12/2023	20:55	46.1	49.1			47.6	50.6	43.8	46.8
22/12/2023	21:00	43.0	46.0			45.5	48.5	40.8	43.8
22/12/2023	21:05	46.6	49.6	48.7		48.8	51.8	45.1	48.1
22/12/2023	21:10	46.7	49.7		48.3	49.2	52.2	45.3	48.3
22/12/2023	21:15	46.0	49.0			48.5	51.5	43.7	46.7
22/12/2023	21:20	43.4	46.4	47.7		45.7	48.7	41.1	44.1
22/12/2023	21:25	44.4	47.4			46.1	49.1	42.1	45.1
22/12/2023	21:30	42.3	45.3			43.5	46.5	40.6	43.6
22/12/2023	21:35	43.9	46.9	45.9		45.2	48.2	41.5	44.5
22/12/2023	21:40	42.4	45.4		46.5	43.9	46.9	39.9	42.9
22/12/2023	21:45	42.1	45.1			44.0	47.0	39.6	42.6
22/12/2023	21:50	44.8	47.8	47.0		46.9	49.9	42.7	45.7
22/12/2023	21:55	44.6	47.6			46.4	49.4	42.1	45.1
22/12/2023	22:00	43.5	46.5			44.8	47.8	41.4	44.4
22/12/2023	22:05	41.6	44.6	46.1		43.1	46.1	40.4	43.4
22/12/2023	22:10	43.8	46.8		46.9	45.1	48.1	41.7	44.7
22/12/2023	22:15	45.4	48.4			47.7	50.7	43.9	46.9
22/12/2023	22:20	44.1	47.1	47.5		46.4	49.4	41.6	44.6
22/12/2023	22:25	44.0	47.0			45.7	48.7	41.9	44.9
22/12/2023	22:30	41.9	44.9			44.3	47.3	40.2	43.2
22/12/2023	22:35	42.2	45.2	44.8		44.1	47.1	39.9	42.9
22/12/2023	22:40	41.1	44.1		44.6	42.0	45.0	40.2	43.2
22/12/2023	22:45	40.8	43.8			41.6	44.6	39.7	42.7
22/12/2023	22:50	41.6	44.6	44.3		42.6	45.6	40.1	43.1
22/12/2023	22:55	41.6	44.6			43.1	46.1	40.7	43.7
			Mean	49.2	49.3				
			Maximum	57.5	56.7				
			Minimum	44.3	44.6				

Date	Start Time	Leq (5mins)	Leq (5mins)*	Leq (15mins)	Leq (30mins)	L10 (5mins)	L10 (5mins)*	L90 (5mins)	L90 (5mins)*
23/12/2023	19:00	48.4	51.4			51.3	54.3	44.8	47.8
23/12/2023	19:05	54.2	57.2	56.5		57.4	60.4	51.2	54.2
23/12/2023	19:10	55.3	58.3		56.5	59.0	62.0	51.8	54.8
23/12/2023	19:15	53.1	56.1			56.5	59.5	50.2	53.2
23/12/2023	19:20	55.2	58.2	56.4		59.1	62.1	52.2	55.2
23/12/2023	19:25	50.9	53.9			54.0	57.0	47.6	50.6
23/12/2023	19:30	51.6	54.6			55.4	58.4	48.8	51.8
23/12/2023	19:35	54.5	57.5	56.0		57.7	60.7	51.7	54.7
23/12/2023	19:40	52.4	55.4		54.3	55.6	58.6	49.6	52.6
23/12/2023	19:45	50.1	53.1			53.1	56.1	46.8	49.8
23/12/2023	19:50	49.7	52.7	51.5		53.0	56.0	46.5	49.5
23/12/2023	19:55	42.4	45.4			46.3	49.3	39.1	42.1
23/12/2023	20:00	42.6	45.6			45.5	48.5	39.4	42.4
23/12/2023	20:05	44.0	47.0	47.9		47.7	50.7	41.3	44.3
23/12/2023	20:10	47.0	50.0		47.1	50.6	53.6	43.6	46.6
23/12/2023	20:15	43.1	46.1			45.8	48.8	39.5	42.5
23/12/2023	20:20	42.7	45.7	46.1		45.6	48.6	38.8	41.8
23/12/2023	20:25	43.4	46.4			46.3	49.3	39.9	42.9
23/12/2023	20:30	43.0	46.0			46.7	49.7	39.5	42.5
23/12/2023	20:35	43.8	46.8	46.7		46.6	49.6	41.1	44.1
23/12/2023	20:40	44.3	47.3		47.1	48.0	51.0	40.8	43.8
23/12/2023	20:45	45.6	48.6			48.5	51.5	42.9	45.9
23/12/2023	20:50	44.3	47.3	47.4		47.1	50.1	40.4	43.4
23/12/2023	20:55	43.0	46.0			46.9	49.9	39.1	42.1
23/12/2023	21:00	43.9	46.9			47.2	50.2	40.4	43.4
23/12/2023	21:05	45.8	48.8	47.7		48.6	51.6	42.4	45.4
23/12/2023	21:10	44.1	47.1		47.6	46.9	49.9	41.2	44.2
23/12/2023	21:15	45.4	48.4			48.7	51.7	41.8	44.8
23/12/2023	21:20	43.4	46.4	47.4		47.3	50.3	40.6	43.6
23/12/2023	21:25	44.3	47.3			47.2	50.2	41.6	44.6
23/12/2023	21:30	44.0	47.0			47.0	50.0	41.3	44.3
23/12/2023	21:35	44.6	47.6	47.1		47.5	50.5	41.1	44.1
23/12/2023	21:40	43.6	46.6		47.1	47.5	50.5	40.4	43.4
23/12/2023	21:45	45.3	48.3			48.5	51.5	42.6	45.6
23/12/2023	21:50	43.1	46.1	47.0		45.9	48.9	40.1	43.1
23/12/2023	21:55	43.4	46.4			46.3	49.3	39.9	42.9
23/12/2023	22:00	44.7	47.7			48.2	51.2	41.7	44.7
23/12/2023	22:05	41.6	44.6	47.1		44.4	47.4	38.4	41.4
23/12/2023	22:10	45.1	48.1		46.8	48.9	51.9	41.9	44.9
23/12/2023	22:15	45.0	48.0			48.9	51.9	42.0	45.0
23/12/2023	22:20	43.7	46.7	46.6		46.9	49.9	40.0	43.0
23/12/2023	22:25	41.2	44.2			44.1	47.1	37.9	40.9
23/12/2023	22:30	42.0	45.0			44.9	47.9	38.8	41.8
23/12/2023	22:35	42.3	45.3	44.8		45.5	48.5	39.2	42.2
23/12/2023	22:40	41.1	44.1		44.7	44.4	47.4	38.4	41.4
23/12/2023	22:45	42.2	45.2			45.7	48.7	39.0	42.0
23/12/2023	22:50	41.2	44.2	44.5		44.3	47.3	37.7	40.7
23/12/2023	22:55	41.1	44.1			44.0	47.0	37.9	40.9
			Mean	48.8	48.9				
			Maximum	56.5	56.5				
			Minimum	44.5	44.7				

Station: TW_M2

Remark: *For Free Field measurement, +3 dB(A) was added to the measured results.

Date	Start Time	Leq (5mins)	Leq (5mins)*	Leq (15mins)	Leq (30mins)	L10 (5mins)	L10 (5mins)*	L90 (5mins)	L90 (5mins)*
24/12/2023	19:00	49.7	52.7			51.1	54.1	46.5	49.5
24/12/2023	19:05	48.1	51.1	54.3		55.6	58.6	45.3	48.3
24/12/2023	19:10	53.9	56.9		53.7	54.1	57.1	51.1	54.1
24/12/2023	19:15	52.0	55.0			49.7	52.7	49.2	52.2
24/12/2023	19:20	48.7	51.7	52.9		56.1	59.1	45.3	48.3
24/12/2023	19:25	47.9	50.9			48.9	51.9	44.4	47.4
24/12/2023	19:30	54.7	57.7			47.9	50.9	51.9	54.9
24/12/2023	19:35	49.5	52.5	55.3		54.2	57.2	46.5	49.5
24/12/2023	19:40	50.9	53.9		53.8	44.3	47.3	47.8	50.8
24/12/2023	19:45	47.7	50.7			49.8	52.8	44.9	47.9
24/12/2023	19:50	50.6	53.6	51.6		45.7	48.7	47.6	50.6
24/12/2023	19:55	46.2	49.2			44.8	47.8	43.0	46.0
24/12/2023	20:00	47.8	50.8			47.2	50.2	45.1	48.1
24/12/2023	20:05	50.2	53.2	51.5		49.0	52.0	47.4	50.4
24/12/2023	20:10	46.8	49.8		50.3	44.5	47.5	43.1	46.1
24/12/2023	20:15	46.9	49.9			45.5	48.5	43.8	46.8
24/12/2023	20:20	46.0	49.0	48.7		47.2	50.2	43.3	46.3
24/12/2023	20:25	43.6	46.6			45.8	48.8	39.9	42.9
24/12/2023	20:30	43.4	46.4			44.7	47.7	40.4	43.4
24/12/2023	20:35	42.7	45.7	46.2		45.1	48.1	39.7	42.7
24/12/2023	20:40	43.4	46.4		48.2	49.3	52.3	39.8	42.8
24/12/2023	20:45	46.2	49.2			46.8	49.8	43.4	46.4
24/12/2023	20:50	47.2	50.2	49.6		48.4	51.4	43.8	46.8
24/12/2023	20:55	46.2	49.2			47.3	50.3	43.4	46.4
24/12/2023	21:00	44.7	47.7			45.5	48.5	41.7	44.7
24/12/2023	21:05	45.5	48.5	48.2		46.6	49.6	42.6	45.6
24/12/2023	21:10	45.3	48.3		47.1	43.7	46.7	41.6	44.6
24/12/2023	21:15	42.6	45.6			43.0	46.0	39.3	42.3
24/12/2023	21:20	42.2	45.2	45.6		46.4	49.4	38.4	41.4
24/12/2023	21:25	42.9	45.9			47.6	50.6	39.0	42.0
24/12/2023	21:30	44.1	47.1			45.0	48.0	41.4	44.4
24/12/2023	21:35	45.0	48.0	46.8		45.2	48.2	41.2	44.2
24/12/2023	21:40	41.5	44.5		46.4	46.3	49.3	37.9	40.9
24/12/2023	21:45	41.9	44.9			46.5	49.5	39.2	42.2
24/12/2023	21:50	43.7	46.7	46.0		43.3	46.3	40.3	43.3
24/12/2023	21:55	43.3	46.3			43.8	46.8	39.9	42.9
24/12/2023	22:00	42.9	45.9			44.3	47.3	39.1	42.1
24/12/2023	22:05	41.9	44.9	46.3		44.1	47.1	38.1	41.1
24/12/2023	22:10	44.6	47.6		47.1	42.3	45.3	41.6	44.6
24/12/2023	22:15	44.9	47.9			43.0	46.0	41.5	44.5
24/12/2023	22:20	44.4	47.4	47.7		42.3	45.3	40.5	43.5
24/12/2023	22:25	44.9	47.9			43.5	46.5	41.1	44.1
24/12/2023	22:30	44.0	47.0			41.2	44.2	40.5	43.5
24/12/2023	22:35	41.4	44.4	45.6		44.0	47.0	38.6	41.6
24/12/2023	22:40	42.0	45.0		45.0	43.1	46.1	38.3	41.3
24/12/2023	22:45	41.0	44.0			41.3	44.3	37.7	40.7
24/12/2023	22:50	42.0	45.0	44.2		41.8	44.8	39.1	42.1
24/12/2023	22:55	40.4	43.4			42.0	45.0	37.5	40.5
			Mean	48.8	48.9				
			Maximum	55.3	53.8				
			Minimum	44.2	45.0				

Date	Start Time	Leq (5mins)	Leq (5mins)*	Leq (15mins)	Leq (30mins)	L10 (5mins)	L10 (5mins)*	L90 (5mins)	L90 (5mins)*
25/12/2023	19:03	47.8	50.8			51.1	74.4	46.0	49.0
25/12/2023	19:08	54.2	57.2	55.2		55.6	73.5	52.8	55.8
25/12/2023	19:13	52.4	55.4		54.4	54.1	72.3	49.7	52.7
25/12/2023	19:18	48.2	51.2			49.7	72.8	45.5	48.5
25/12/2023	19:23	53.5	56.5	53.5		56.1	67.8	51.0	54.0
25/12/2023	19:28	46.7	49.7			48.9	73.4	44.2	47.2
25/12/2023	19:33	46.4	49.4			47.9	72.4	45.0	48.0
25/12/2023	19:38	52.0	55.0	51.7		54.2	68.9	49.5	52.5
25/12/2023	19:43	42.6	45.6		50.2	44.3	70.6	41.2	44.2
25/12/2023	19:48	47.4	50.4			49.8	68.9	45.2	48.2
25/12/2023	19:53	43.0	46.0	48.1		45.7	69.4	41.0	44.0
25/12/2023	19:58	43.3	46.3			44.8	67.0	40.4	43.4
25/12/2023	20:03	45.4	48.4			47.2	68.7	42.5	45.5
25/12/2023	20:08	46.5	49.5	48.1		49.0	69.0	44.8	47.8
25/12/2023	20:13	42.3	45.3		47.7	44.5	67.0	40.6	43.6
25/12/2023	20:18	43.9	46.9			45.5	68.7	41.2	44.2
25/12/2023	20:23	45.4	48.4	47.3		47.2	67.0	43.5	46.5
25/12/2023	20:28	43.3	46.3			45.8	67.5	41.3	44.3
25/12/2023	20:33	42.7	45.7			44.7	68.3	40.2	43.2
25/12/2023	20:38	42.2	45.2	47.2		45.1	68.0	40.3	43.3
25/12/2023	20:43	46.4	49.4		48.0	49.3	67.3	44.9	47.9
25/12/2023	20:48	44.6	47.6			46.8	68.1	43.4	46.4
25/12/2023	20:53	46.5	49.5	48.7		48.4	67.8	44.8	47.8
25/12/2023	20:58	45.7	48.7			47.3	68.3	43.8	46.8
25/12/2023	21:03	44.3	47.3			45.5	67.6	42.2	45.2
25/12/2023	21:08	44.4	47.4	46.8		46.6	68.9	42.4	45.4
25/12/2023	21:13	42.4	45.4		46.8	43.7	66.8	40.2	43.2
25/12/2023	21:18	41.4	44.4			43.0	66.9	39.4	42.4
25/12/2023	21:23	44.0	47.0	46.9		46.4	68.8	42.3	45.3
25/12/2023	21:28	45.3	48.3			47.6	69.1	42.8	45.8
25/12/2023	21:33	43.4	46.4			45.0	65.9	42.0	45.0
25/12/2023	21:38	43.3	46.3	46.9		45.2	68.9	41.5	44.5
25/12/2023	21:43	44.8	47.8		46.7	46.3	68.1	43.4	46.4
25/12/2023	21:48	45.3	48.3			46.5	68.1	42.8	45.8
25/12/2023	21:53	42.1	45.1	46.5		43.3	65.2	40.8	43.8
25/12/2023	21:58	42.5	45.5			43.8	66.1	40.5	43.5
25/12/2023	22:03	42.9	45.9			44.3	68.0	41.3	44.3
25/12/2023	22:08	42.9	45.9	45.3		44.1	67.4	41.4	44.4
25/12/2023	22:13	40.8	43.8		44.8	42.3	67.2	39.0	42.0
25/12/2023	22:18	41.3	44.3			43.0	64.5	39.4	42.4
25/12/2023	22:23	40.4	43.4	44.1		42.3	65.4	39.0	42.0
25/12/2023	22:28	41.6	44.6			43.5	64.4	40.5	43.5
25/12/2023	22:33	40.3	43.3			41.2	64.5	39.1	42.1
25/12/2023	22:38	42.4	45.4	44.5		44.0	66.6	41.7	44.7
25/12/2023	22:43	41.4	44.4		44.0	43.1	63.6	40.4	43.4
25/12/2023	22:48	40.4	43.4			41.3	62.9	38.5	41.5
25/12/2023	22:53	40.7	43.7	43.5		41.8	65.6	38.9	41.9
25/12/2023	22:58	40.3	43.3			42.0	64.1	39.0	42.0
			Mean	47.8	47.8				
			Maximum	55.2	54.4				
			Minimum	43.5	44.0				

Station: TW_M2

Remark: *For Free Field measurement, +3 dB(A) was added to the measured results.

Date	Start Time	Leq (5mins)	Leq (5mins)*	Leq (15mins)	Leq (30mins)	L10 (5mins)	L10 (5mins)*	L90 (5mins)	L90 (5mins)*
26/12/2023	19:03	48.0	51.0			50.9	53.9	44.5	47.5
26/12/2023	19:08	53.6	56.6	55.6		56.4	59.4	49.9	52.9
26/12/2023	19:13	54.1	57.1		55.5	57.1	60.1	51.3	54.3
26/12/2023	19:18	54.0	57.0			57.2	60.2	50.3	53.3
26/12/2023	19:23	51.9	54.9	55.3		54.6	57.6	48.4	51.4
26/12/2023	19:28	50.3	53.3			53.0	56.0	47.4	50.4
26/12/2023	19:33	47.6	50.6			50.7	53.7	44.3	47.3
26/12/2023	19:38	44.6	47.6	48.6		47.4	50.4	41.7	44.7
26/12/2023	19:43	43.7	46.7		48.6	47.4	50.4	39.9	42.9
26/12/2023	19:48	44.7	47.7			47.8	50.8	41.9	44.9
26/12/2023	19:53	43.7	46.7	48.6		47.1	50.1	39.8	42.8
26/12/2023	19:58	47.4	50.4			50.1	53.1	43.6	46.6
26/12/2023	20:03	45.4	48.4			48.6	51.6	42.6	45.6
26/12/2023	20:08	42.9	45.9	48.4		45.8	48.8	39.6	42.6
26/12/2023	20:13	47.0	50.0		48.4	49.7	52.7	43.4	46.4
26/12/2023	20:18	44.9	47.9			48.1	51.1	41.9	44.9
26/12/2023	20:23	42.7	45.7	48.4		45.6	48.6	39.3	42.3
26/12/2023	20:28	47.3	50.3			51.1	54.1	44.1	47.1
26/12/2023	20:33	45.6	48.6			48.4	51.4	42.6	45.6
26/12/2023	20:38	47.3	50.3	48.8		51.0	54.0	44.5	47.5
26/12/2023	20:43	43.7	46.7		47.8	46.8	49.8	40.3	43.3
26/12/2023	20:48	42.5	45.5			45.7	48.7	38.6	41.6
26/12/2023	20:53	44.2	47.2	46.6		47.7	50.7	41.4	44.4
26/12/2023	20:58	44.0	47.0			46.8	49.8	40.6	43.6
26/12/2023	21:03	45.0	48.0			48.8	51.8	41.1	44.1
26/12/2023	21:08	43.5	46.5	46.9		46.6	49.6	39.6	42.6
26/12/2023	21:13	42.8	45.8		47.0	46.0	49.0	39.3	42.3
26/12/2023	21:18	44.9	47.9			48.3	51.3	41.9	44.9
26/12/2023	21:23	43.6	46.6	47.1		47.3	50.3	40.2	43.2
26/12/2023	21:28	43.8	46.8			47.7	50.7	41.0	44.0
26/12/2023	21:33	41.9	44.9			44.6	47.6	38.8	41.8
26/12/2023	21:38	42.0	45.0	44.9		45.4	48.4	39.1	42.1
26/12/2023	21:43	41.7	44.7		45.5	44.5	47.5	38.2	41.2
26/12/2023	21:48	44.9	47.9			47.6	50.6	41.5	44.5
26/12/2023	21:53	41.4	44.4	46.0		44.3	47.3	37.7	40.7
26/12/2023	21:58	41.7	44.7			45.0	48.0	38.5	41.5
26/12/2023	22:03	44.3	47.3			48.2	51.2	40.7	43.7
26/12/2023	22:08	42.4	45.4	46.0		46.1	49.1	39.3	42.3
26/12/2023	22:13	42.1	45.1		45.0	45.6	48.6	39.0	42.0
26/12/2023	22:18	40.7	43.7			44.0	47.0	37.0	40.0
26/12/2023	22:23	41.0	44.0	43.7		44.0	47.0	37.8	40.8
26/12/2023	22:28	40.5	43.5			43.7	46.7	37.6	40.6
26/12/2023	22:33	42.1	45.1			45.9	48.9	38.3	41.3
26/12/2023	22:38	40.6	43.6	44.7		44.1	47.1	37.7	40.7
26/12/2023	22:43	42.1	45.1		43.5	45.6	48.6	38.9	41.9
26/12/2023	22:48	39.7	42.7			43.4	46.4	36.9	39.9
26/12/2023	22:53	38.4	41.4	42.0		41.4	44.4	34.8	37.8
26/12/2023	22:58	38.8	41.8			41.7	44.7	35.1	38.1
			Mean	47.6	47.7				
			Maximum	55.6	55.5				
			Minimum	42.0	43.5				

Date	Start Time	Leq (5mins)	Leq (5mins)*	Leq (15mins)	Leq (30mins)	L10 (5mins)	L10 (5mins)*	L90 (5mins)	L90 (5mins)*
27/12/2023	19:04	48.5	51.5			51.0	54.0	46.4	49.4
27/12/2023	19:09	50.0	53.0	54.1		51.5	54.5	47.4	50.4
27/12/2023	19:14	53.4	56.4		54.0	55.8	58.8	51.2	54.2
27/12/2023	19:19	49.9	52.9			52.2	55.2	48.3	51.3
27/12/2023	19:24	52.8	55.8	53.8		54.4	57.4	49.9	52.9
27/12/2023	19:29	48.6	51.6			50.1	53.1	45.9	48.9
27/12/2023	19:34	49.8	52.8			51.3	54.3	47.7	50.7
27/12/2023	19:39	50.7	53.7	52.3		52.4	55.4	49.3	52.3
27/12/2023	19:44	46.2	49.2		50.6	48.0	51.0	43.8	46.8
27/12/2023	19:49	43.3	46.3			44.7	47.7	40.9	43.9
27/12/2023	19:54	45.2	48.2	47.8		47.5	50.5	43.0	46.0
27/12/2023	19:59	45.5	48.5			47.7	50.7	43.5	46.5
27/12/2023	20:04	46.3	49.3			48.5	51.5	43.4	46.4
27/12/2023	20:09	45.2	48.2	48.0		46.7	49.7	42.7	45.7
27/12/2023	20:14	42.6	45.6		47.3	44.1	47.1	40.9	43.9
27/12/2023	20:19	43.9	46.9			45.9	48.9	41.0	44.0
27/12/2023	20:24	42.8	45.8	46.5		44.7	47.7	40.6	43.6
27/12/2023	20:29	43.6	46.6			45.0	48.0	40.7	43.7
27/12/2023	20:34	42.3	45.3			44.1	47.1	39.7	42.7
27/12/2023	20:39	43.9	46.9	46.1		46.7	49.7	41.7	44.7
27/12/2023	20:44	43.1	46.1		47.2	46.0	49.0	41.5	44.5
27/12/2023	20:49	45.4	48.4			47.7	50.7	43.4	46.4
27/12/2023	20:54	45.8	48.8	48.0		47.0	50.0	44.6	47.6
27/12/2023	20:59	43.4	46.4			44.7	47.7	41.6	44.6
27/12/2023	21:04	42.3	45.3			44.7	47.7	40.2	43.2
27/12/2023	21:09	44.6	47.6	47.2		46.2	49.2	42.3	45.3
27/12/2023	21:14	45.2	48.2		47.0	46.7	49.7	43.3	46.3
27/12/2023	21:19	43.7	46.7			45.5	48.5	41.7	44.7
27/12/2023	21:24	42.0	45.0	46.7		44.0	47.0	39.8	42.8
27/12/2023	21:29	45.0	48.0			46.4	49.4	42.9	45.9
27/12/2023	21:34	41.7	44.7			43.4	46.4	39.3	42.3
27/12/2023	21:39	44.9	47.9	46.2		47.2	50.2	43.0	46.0
27/12/2023	21:44	42.2	45.2		46.2	43.6	46.6	40.7	43.7
27/12/2023	21:49	43.0	46.0			44.7	47.7	41.6	44.6
27/12/2023	21:54	43.3	46.3	46.2		44.8	47.8	41.2	44.2
27/12/2023	21:59	43.3	46.3			45.0	48.0	42.0	45.0
27/12/2023	22:04	42.9	45.9			45.4	48.4	40.6	43.6
27/12/2023	22:09	44.4	47.4	45.8		46.9	49.9	41.9	44.9
27/12/2023	22:14	40.1	43.1		45.4	41.7	44.7	38.0	41.0
27/12/2023	22:19	42.1	45.1			43.9	46.9	40.8	43.8
27/12/2023	22:24	41.5	44.5	44.9		42.9	45.9	40.6	43.6
27/12/2023	22:29	42.0	45.0			42.9	45.9	40.9	43.9
27/12/2023	22:34	42.2	45.2			43.5	46.5	40.6	43.6
27/12/2023	22:39	41.3	44.3	44.3		42.8	45.8	39.8	42.8
27/12/2023	22:44	40.1	43.1		43.5	41.7	44.7	39.1	42.1
27/12/2023	22:49	40.1	43.1			41.4	44.4	39.0	42.0
27/12/2023	22:54	39.3	42.3	42.6		40.0	43.0	38.1	41.1
27/12/2023	22:59	39.5	42.5			40.8	43.8	38.4	41.4
			Mean	47.5	47.6				
			Maximum	54.1	54.0				
			Minimum	42.6	43.5				

Station: TW_M2

Remark: *For Free Field measurement, +3 dB(A) was added to the measured results.

Date	Start Time	Leq (5mins)	Leq (5mins)*	Leq (15mins)	Leq (30mins)	L10 (5mins)	L10 (5mins)*	L90 (5mins)	L90 (5mins)*
28/12/2023	19:04	54.0	57.0	56.6	56.4	57.1	60.1	51.0	54.0
28/12/2023	19:09	52.6	55.6			55.0	58.0	49.4	52.4
28/12/2023	19:14	54.0	57.0			56.8	59.8	52.4	55.4
28/12/2023	19:19	51.6	54.6	56.1		54.5	57.5	49.7	52.7
28/12/2023	19:24	52.1	55.1			54.8	57.8	50.6	53.6
28/12/2023	19:29	54.9	57.9			57.0	60.0	52.5	55.5
28/12/2023	19:34	46.9	49.9	52.4	50.7	48.6	51.6	44.5	47.5
28/12/2023	19:39	50.5	53.5			52.0	55.0	48.9	51.9
28/12/2023	19:44	50.0	53.0			52.7	55.7	48.6	51.6
28/12/2023	19:49	45.3	48.3	47.7		47.5	50.5	43.9	46.9
28/12/2023	19:54	43.4	46.4			45.4	48.4	41.7	44.7
28/12/2023	19:59	45.1	48.1			46.7	49.7	42.8	45.8
28/12/2023	20:04	44.2	47.2	47.8	48.2	46.8	49.8	41.5	44.5
28/12/2023	20:09	45.2	48.2			46.9	49.9	43.4	46.4
28/12/2023	20:14	44.9	47.9			46.9	49.9	42.5	45.5
28/12/2023	20:19	45.4	48.4	48.6		47.9	50.9	43.9	46.9
28/12/2023	20:24	42.9	45.9			45.0	48.0	40.4	43.4
28/12/2023	20:29	47.3	50.3			49.0	52.0	45.7	48.7
28/12/2023	20:34	46.7	49.7	48.8	48.2	49.1	52.1	43.9	46.9
28/12/2023	20:39	46.7	49.7			49.3	52.3	45.0	48.0
28/12/2023	20:44	42.9	45.9			44.3	47.3	40.9	43.9
28/12/2023	20:49	44.4	47.4	47.5		45.9	48.9	42.4	45.4
28/12/2023	20:54	45.3	48.3			46.9	49.9	42.9	45.9
28/12/2023	20:59	43.7	46.7			45.3	48.3	41.6	44.6
28/12/2023	21:04	43.5	46.5	47.4	46.9	45.2	48.2	41.1	44.1
28/12/2023	21:09	45.4	48.4			47.1	50.1	43.6	46.6
28/12/2023	21:14	44.0	47.0			45.7	48.7	41.7	44.7
28/12/2023	21:19	42.3	45.3	46.5		44.0	47.0	40.8	43.8
28/12/2023	21:24	41.8	44.8			43.9	46.9	39.6	42.6
28/12/2023	21:29	45.4	48.4			47.8	50.8	43.8	46.8
28/12/2023	21:34	45.1	48.1	46.5	45.8	47.4	50.4	43.2	46.2
28/12/2023	21:39	43.1	46.1			44.4	47.4	41.7	44.7
28/12/2023	21:44	41.4	44.4			42.9	45.9	39.9	42.9
28/12/2023	21:49	41.4	44.4	45.1		42.9	45.9	40.0	43.0
28/12/2023	21:54	41.6	44.6			44.1	47.1	40.3	43.3
28/12/2023	21:59	43.0	46.0			45.0	48.0	41.0	44.0
28/12/2023	22:04	43.2	46.2	45.5	45.1	44.9	47.9	40.7	43.7
28/12/2023	22:09	41.4	44.4			43.6	46.6	39.1	42.1
28/12/2023	22:14	42.8	45.8			44.8	47.8	41.6	44.6
28/12/2023	22:19	41.5	44.5	44.6		43.2	46.2	39.2	42.2
28/12/2023	22:24	40.8	43.8			42.9	45.9	39.3	42.3
28/12/2023	22:29	42.4	45.4			44.3	47.3	41.4	44.4
28/12/2023	22:34	42.1	45.1	44.6	44.2	43.3	46.3	40.7	43.7
28/12/2023	22:39	42.1	45.1			43.1	46.1	41.1	44.1
28/12/2023	22:44	40.5	43.5			42.1	45.1	39.7	42.7
28/12/2023	22:49	41.0	44.0	43.8		41.7	44.7	39.7	42.7
28/12/2023	22:54	41.1	44.1			42.3	45.3	39.4	42.4
28/12/2023	22:59	40.3	43.3			41.7	44.7	39.6	42.6
			Mean	48.1	48.2				
			Maximum	56.6	56.4				
			Minimum	43.8	44.2				

Date	Start Time	Leq (5mins)	Leq (5mins)*	Leq (15mins)	Leq (30mins)	L10 (5mins)	L10 (5mins)*	L90 (5mins)	L90 (5mins)*
29/12/2023	19:02	55.4	58.4	55.9	54.44	58.7	61.7	52.6	55.6
29/12/2023	19:07	51.7	54.7			55.1	58.1	48.3	51.3
29/12/2023	19:12	49.6	52.6			52.5	55.5	46.8	49.8
29/12/2023	19:17	49.5	52.5	52.2		52.8	55.8	46.7	49.7
29/12/2023	19:22	48.1	51.1			51.8	54.8	44.7	47.7
29/12/2023	19:27	49.8	52.8			53.7	56.7	46.2	49.2
29/12/2023	19:32	47.8	50.8	48.8	48.4	50.7	53.7	44.7	47.7
29/12/2023	19:37	43.5	46.5			46.4	49.4	40.4	43.4
29/12/2023	19:42	44.8	47.8			48.5	51.5	41.8	44.8
29/12/2023	19:47	43.5	46.5	47.9		47.4	50.4	40.6	43.6
29/12/2023	19:52	46.4	49.4			50.2	53.2	43.3	46.3
29/12/2023	19:57	44.3	47.3			48.1	51.1	41.0	44.0
29/12/2023	20:02	42.8	45.8	47.5	48.7	46.5	49.5	38.9	41.9
29/12/2023	20:07	45.4	48.4			48.7	51.7	42.0	45.0
29/12/2023	20:12	44.8	47.8			47.5	50.5	42.1	45.1
29/12/2023	20:17	46.4	49.4	49.7		49.9	52.9	42.7	45.7
29/12/2023	20:22	46.7	49.7			50.3	53.3	43.6	46.6
29/12/2023	20:27	46.9	49.9			50.6	53.6	43.8	46.8
29/12/2023	20:32	45.7	48.7	49.3	48.9	48.4	51.4	42.6	45.6
29/12/2023	20:37	47.4	50.4			50.5	53.5	44.3	47.3
29/12/2023	20:42	45.4	48.4			48.1	51.1	42.1	45.1
29/12/2023	20:47	47.0	50.0	48.5		50.9	53.9	43.9	46.9
29/12/2023	20:52	44.8	47.8			47.5	50.5	41.2	44.2
29/12/2023	20:57	44.3	47.3			47.9	50.9	40.5	43.5
29/12/2023	21:02	45.2	48.2	46.8	46.9	48.6	51.6	41.7	44.7
29/12/2023	21:07	42.6	45.6			45.8	48.8	39.3	42.3
29/12/2023	21:12	43.3	46.3			46.4	49.4	40.6	43.6
29/12/2023	21:17	42.8	45.8	47.0		45.6	48.6	39.3	42.3
29/12/2023	21:22	45.4	48.4			48.2	51.2	41.6	44.6
29/12/2023	21:27	43.3	46.3			46.0	49.0	40.2	43.2
29/12/2023	21:32	43.8	46.8	47.0	46.5	47.6	50.6	41.0	44.0
29/12/2023	21:37	44.2	47.2			47.5	50.5	41.2	44.2
29/12/2023	21:42	44.0	47.0			47.1	50.1	40.2	43.2
29/12/2023	21:47	43.6	46.6	45.9		47.0	50.0	39.9	42.9
29/12/2023	21:52	43.2	46.2			46.1	49.1	40.5	43.5
29/12/2023	21:57	41.6	44.6			45.2	48.2	38.1	41.1
29/12/2023	22:02	43.0	46.0	44.7	44.5	46.9	49.9	39.3	42.3
29/12/2023	22:07	41.5	44.5			45.1	48.1	38.4	41.4
29/12/2023	22:12	40.2	43.2			43.9	46.9	36.8	39.8
29/12/2023	22:17	40.9	43.9	44.2		44.1	47.1	37.9	40.9
29/12/2023	22:22	42.3	45.3			45.7	48.7	38.8	41.8
29/12/2023	22:27	40.3	43.3			43.7	46.7	36.8	39.8
29/12/2023	22:32	42.1	45.1	44.9	43.6	45.7	48.7	38.7	41.7
29/12/2023	22:37	42.2	45.2			44.9	47.9	39.1	42.1
29/12/2023	22:42	41.3	44.3			45.2	48.2	38.0	41.0
29/12/2023	22:47	37.9	40.9	41.9		40.9	43.9	34.3	37.3
29/12/2023	22:52	39.4	42.4			42.3	45.3	35.9	38.9
29/12/2023	22:57	39.2	42.2			43.1	46.1	36.1	39.1
			Mean	47.6	47.7				
			Maximum	55.9	54.4				
			Minimum	41.9	43.6				

Station: TW_M2

Remark: *For Free Field measurement, +3 dB(A) was added to the measured results.

Date	Start Time	Leq (5mins)	Leq (5mins)*	Leq (15mins)	Leq (30mins)	L10 (5mins)	L10 (5mins)*	L90 (5mins)	L90 (5mins)*
30/12/2023	19:02	48.5	51.5	55.6	54.9	52.4	55.4	44.8	47.8
30/12/2023	19:07	55.0	58.0			57.8	60.8	51.4	54.4
30/12/2023	19:12	52.1	55.1			55.8	58.8	48.2	51.2
30/12/2023	19:17	50.6	53.6	54.0		54.4	57.4	46.7	49.7
30/12/2023	19:22	51.3	54.3			54.2	57.2	47.6	50.6
30/12/2023	19:27	51.2	54.2			54.4	57.4	47.4	50.4
30/12/2023	19:32	47.5	50.5	52.2	50.4	50.8	53.8	44.7	47.7
30/12/2023	19:37	52.1	55.1			55.5	58.5	49.1	52.1
30/12/2023	19:42	45.1	48.1			48.5	51.5	41.2	44.2
30/12/2023	19:47	43.0	46.0	47.1		46.8	49.8	39.9	42.9
30/12/2023	19:52	44.5	47.5			47.7	50.7	40.9	43.9
30/12/2023	19:57	44.6	47.6			47.6	50.6	41.1	44.1
30/12/2023	20:02	46.9	49.9	49.1	48.3	49.7	52.7	44.1	47.1
30/12/2023	20:07	46.6	49.6			49.8	52.8	43.3	46.3
30/12/2023	20:12	44.3	47.3			48.0	51.0	41.6	44.6
30/12/2023	20:17	43.2	46.2	47.4		46.4	49.4	39.4	42.4
30/12/2023	20:22	45.0	48.0			48.3	51.3	41.6	44.6
30/12/2023	20:27	44.8	47.8			48.5	51.5	41.6	44.6
30/12/2023	20:32	45.5	48.5	48.0	47.6	48.8	51.8	42.3	45.3
30/12/2023	20:37	45.9	48.9			48.8	51.8	42.4	45.4
30/12/2023	20:42	43.1	46.1			47.0	50.0	40.4	43.4
30/12/2023	20:47	44.9	47.9	47.2		48.3	51.3	42.0	45.0
30/12/2023	20:52	44.9	47.9			48.5	51.5	41.9	44.9
30/12/2023	20:57	42.3	45.3			45.4	48.4	39.0	42.0
30/12/2023	21:02	41.9	44.9	46.3	46.3	44.6	47.6	39.2	42.2
30/12/2023	21:07	44.8	47.8			48.2	51.2	41.1	44.1
30/12/2023	21:12	42.7	45.7			46.5	49.5	39.0	42.0
30/12/2023	21:17	41.9	44.9	46.3		45.1	48.1	38.3	41.3
30/12/2023	21:22	44.6	47.6			48.3	51.3	40.9	43.9
30/12/2023	21:27	42.9	45.9			46.6	49.6	40.0	43.0
30/12/2023	21:32	45.0	48.0	47.6	47.1	47.9	50.9	41.1	44.1
30/12/2023	21:37	44.7	47.7			48.0	51.0	41.7	44.7
30/12/2023	21:42	44.2	47.2			48.1	51.1	40.4	43.4
30/12/2023	21:47	42.4	45.4	46.5		45.1	48.1	38.9	41.9
30/12/2023	21:52	43.6	46.6			47.5	50.5	40.5	43.5
30/12/2023	21:57	44.3	47.3			48.2	51.2	41.3	44.3
30/12/2023	22:02	44.7	47.7	46.7	45.7	47.6	50.6	42.0	45.0
30/12/2023	22:07	43.8	46.8			47.2	50.2	39.9	42.9
30/12/2023	22:12	42.4	45.4			45.7	48.7	39.6	42.6
30/12/2023	22:17	41.9	44.9	44.3		44.9	47.9	38.8	41.8
30/12/2023	22:22	41.1	44.1			44.0	47.0	37.6	40.6
30/12/2023	22:27	40.7	43.7			43.8	46.8	36.8	39.8
30/12/2023	22:32	41.4	44.4	44.3	43.9	44.3	47.3	37.6	40.6
30/12/2023	22:37	41.4	44.4			44.1	47.1	37.9	40.9
30/12/2023	22:42	41.0	44.0			43.7	46.7	37.8	40.8
30/12/2023	22:47	40.5	43.5	43.5		43.2	46.2	37.8	40.8
30/12/2023	22:52	39.7	42.7			42.6	45.6	36.3	39.3
30/12/2023	22:57	41.1	44.1			44.6	47.6	37.8	40.8
			Mean	47.9	48.0				
			Maximum	55.6	54.9				
			Minimum	43.5	43.9				

Date	Start Time	Leq (5mins)	Leq (5mins)*	Leq (15mins)	Leq (30mins)	L10 (5mins)	L10 (5mins)*	L90 (5mins)	L90 (5mins)*
31/12/2023	19:02	53.9	56.9	54.4	52.4	56.7	59.7	51.0	54.0
31/12/2023	19:07	49.7	52.7			52.8	55.8	46.3	49.3
31/12/2023	19:12	49.0	52.0			51.8	54.8	45.4	48.4
31/12/2023	19:17	47.9	50.9	48.3		50.9	53.9	45.2	48.2
31/12/2023	19:22	43.6	46.6			46.4	49.4	40.1	43.1
31/12/2023	19:27	42.4	45.4			46.3	49.3	39.4	42.4
31/12/2023	19:32	46.0	49.0	48.0	48.0	49.9	52.9	42.9	45.9
31/12/2023	19:37	45.1	48.1			48.1	51.1	42.4	45.4
31/12/2023	19:42	43.6	46.6			47.1	50.1	40.2	43.2
31/12/2023	19:47	47.2	50.2	48.0		50.2	53.2	43.8	46.8
31/12/2023	19:52	42.9	45.9			45.8	48.8	39.6	42.6
31/12/2023	19:57	43.4	46.4			46.5	49.5	39.9	42.9
31/12/2023	20:02	45.4	48.4	47.2	47.2	49.2	52.2	41.7	44.7
31/12/2023	20:07	43.0	46.0			46.8	49.8	39.7	42.7
31/12/2023	20:12	43.7	46.7			46.5	49.5	40.3	43.3
31/12/2023	20:17	46.1	49.1	47.2		49.3	52.3	42.3	45.3
31/12/2023	20:22	42.4	45.4			45.2	48.2	38.8	41.8
31/12/2023	20:27	43.1	46.1			46.6	49.6	39.5	42.5
31/12/2023	20:32	45.7	48.7	48.4	47.8	48.6	51.6	42.0	45.0
31/12/2023	20:37	45.9	48.9			48.9	51.9	42.0	45.0
31/12/2023	20:42	44.5	47.5			48.3	51.3	41.8	44.8
31/12/2023	20:47	44.2	47.2	47.2		46.9	49.9	41.3	44.3
31/12/2023	20:52	44.9	47.9			48.1	51.1	41.2	44.2
31/12/2023	20:57	43.2	46.2			46.6	49.6	39.8	42.8
31/12/2023	21:02	42.6	45.6	45.6	46.1	46.4	49.4	39.7	42.7
31/12/2023	21:07	42.4	45.4			46.1	49.1	39.7	42.7
31/12/2023	21:12	42.8	45.8			45.8	48.8	39.4	42.4
31/12/2023	21:17	44.1	47.1	46.6		47.6	50.6	40.9	43.9
31/12/2023	21:22	41.4	44.4			45.3	48.3	37.8	40.8
31/12/2023	21:27	44.7	47.7			48.4	51.4	41.1	44.1
31/12/2023	21:32	43.4	46.4	46.7	46.0	46.2	49.2	40.1	43.1
31/12/2023	21:37	41.6	44.6			44.6	47.6	38.2	41.2
31/12/2023	21:42	45.3	48.3			49.2	52.2	42.4	45.4
31/12/2023	21:47	43.0	46.0	45.1		46.1	49.1	39.1	42.1
31/12/2023	21:52	40.9	43.9			44.2	47.2	38.1	41.1
31/12/2023	21:57	42.1	45.1			45.5	48.5	38.6	41.6
31/12/2023	22:02	41.1	44.1	44.8	44.4	44.7	47.7	38.3	41.3
31/12/2023	22:07	42.4	45.4			45.2	48.2	39.7	42.7
31/12/2023	22:12	41.9	44.9			45.5	48.5	39.2	42.2
31/12/2023	22:17	40.7	43.7	43.9		43.8	46.8	37.8	40.8
31/12/2023	22:22	40.5	43.5			43.2	46.2	37.2	40.2
31/12/2023	22:27	41.4	44.4			44.2	47.2	37.6	40.6
31/12/2023	22:32	41.0	44.0	42.9	42.6	44.5	47.5	38.2	41.2
31/12/2023	22:37	38.4	41.4			41.5	44.5	35.3	38.3
31/12/2023	22:42	39.8	42.8			43.6	46.6	36.2	39.2
31/12/2023	22:47	38.9	41.9	42.4		42.2	45.2	35.0	38.0
31/12/2023	22:52	40.2	43.2			43.8	46.8	37.3	40.3
31/12/2023	22:57	38.9	41.9			42.7	45.7	35.1	38.1
			Mean	46.7	46.8				
			Maximum	54.4	52.4				
			Minimum	42.4	42.6				

Station: TW_M2

Remark: *For Free Field measurement, +3 dB(A) was added to the measured results.

Date	Start Time	Leq (5mins)	Leq (5mins)*	Leq (15mins)	Leq (30mins)	L10 (5mins)	L10 (5mins)*	L90 (5mins)	L90 (5mins)*
1/1/2024	19:02	54.2	57.2			57.3	60.3	51.5	54.5
1/1/2024	19:07	55.0	58.0	57.5		58.8	61.8	52.0	55.0
1/1/2024	19:12	54.4	57.4		56.1	57.6	60.6	51.6	54.6
1/1/2024	19:17	50.1	53.1			53.2	56.2	47.2	50.2
1/1/2024	19:22	52.7	55.7	53.9		56.4	59.4	49.0	52.0
1/1/2024	19:27	49.1	52.1			52.7	55.7	46.3	49.3
1/1/2024	19:32	52.4	55.4			56.1	59.1	49.2	52.2
1/1/2024	19:37	48.3	51.3	52.9		51.5	54.5	44.4	47.4
1/1/2024	19:42	46.9	49.9		51.3	50.3	53.3	44.1	47.1
1/1/2024	19:47	45.9	48.9			49.0	52.0	42.7	45.7
1/1/2024	19:52	45.0	48.0	49.0		48.4	51.4	41.4	44.4
1/1/2024	19:57	46.8	49.8			50.5	53.5	44.1	47.1
1/1/2024	20:02	45.3	48.3			48.8	51.8	41.9	44.9
1/1/2024	20:07	45.4	48.4	48.0		49.3	52.3	42.7	45.7
1/1/2024	20:12	44.1	47.1		47.8	47.4	50.4	41.0	44.0
1/1/2024	20:17	44.5	47.5			48.0	51.0	40.9	43.9
1/1/2024	20:22	42.9	45.9	47.6		46.2	49.2	39.4	42.4
1/1/2024	20:27	45.9	48.9			49.1	52.1	42.0	45.0
1/1/2024	20:32	44.9	47.9			47.9	50.9	42.2	45.2
1/1/2024	20:37	45.9	48.9	47.8		49.1	52.1	42.5	45.5
1/1/2024	20:42	43.0	46.0		47.8	45.9	48.9	40.1	43.1
1/1/2024	20:47	43.4	46.4			46.1	49.1	39.6	42.6
1/1/2024	20:52	46.2	49.2	47.8		49.4	52.4	42.3	45.3
1/1/2024	20:57	44.3	47.3			47.2	50.2	40.9	43.9
1/1/2024	21:02	44.2	47.2			47.0	50.0	40.3	43.3
1/1/2024	21:07	42.2	45.2	46.7		45.7	48.7	39.1	42.1
1/1/2024	21:12	44.4	47.4		46.7	47.9	50.9	41.2	44.2
1/1/2024	21:17	44.3	47.3			47.5	50.5	40.8	43.8
1/1/2024	21:22	43.6	46.6	46.8		46.9	49.9	39.8	42.8
1/1/2024	21:27	43.4	46.4			47.2	50.2	39.8	42.8
1/1/2024	21:32	42.5	45.5			45.8	48.8	38.8	41.8
1/1/2024	21:37	44.7	47.7	47.4		48.6	51.6	41.9	44.9
1/1/2024	21:42	45.4	48.4		46.8	48.7	51.7	42.2	45.2
1/1/2024	21:47	44.0	47.0			47.1	50.1	41.1	44.1
1/1/2024	21:52	41.8	44.8	46.1		44.7	47.7	37.9	40.9
1/1/2024	21:57	43.2	46.2			46.3	49.3	39.3	42.3
1/1/2024	22:02	44.4	47.4			47.4	50.4	41.0	44.0
1/1/2024	22:07	42.9	45.9	46.0		46.8	49.8	39.1	42.1
1/1/2024	22:12	41.3	44.3		45.4	45.1	48.1	37.7	40.7
1/1/2024	22:17	41.7	44.7			45.1	48.1	39.0	42.0
1/1/2024	22:22	41.7	44.7	44.6		45.0	48.0	38.7	41.7
1/1/2024	22:27	41.5	44.5			44.9	47.9	38.1	41.1
1/1/2024	22:32	41.0	44.0			44.3	47.3	37.9	40.9
1/1/2024	22:37	41.5	44.5	44.2		44.8	47.8	37.9	40.9
1/1/2024	22:42	41.2	44.2		43.8	44.3	47.3	38.1	41.1
1/1/2024	22:47	41.4	44.4			44.7	47.7	37.9	40.9
1/1/2024	22:52	39.4	42.4	43.3		43.1	46.1	35.7	38.7
1/1/2024	22:57	39.8	42.8			43.2	46.2	37.1	40.1
			Mean	48.1	48.2				
			Maximum	57.5	56.1				
			Minimum	43.3	43.8				

Date	Start Time	Leq (5mins)	Leq (5mins)*	Leq (15mins)	Leq (30mins)	L10 (5mins)	L10 (5mins)*	L90 (5mins)	L90 (5mins)*
2/1/2024	19:02	54.8	57.8			57.9	60.9	51.9	54.9
2/1/2024	19:07	55.3	58.3	56.9		59.1	62.1	51.5	54.5
2/1/2024	19:12	49.6	52.6		56.8	52.9	55.9	45.9	48.9
2/1/2024	19:17	53.0	56.0			55.9	58.9	50.0	53.0
2/1/2024	19:22	53.2	56.2	56.7		56.9	59.9	49.7	52.7
2/1/2024	19:27	54.7	57.7			58.1	61.1	52.0	55.0
2/1/2024	19:32	49.8	52.8			52.9	55.9	46.7	49.7
2/1/2024	19:37	49.6	52.6	52.4		52.8	55.8	46.8	49.8
2/1/2024	19:42	48.7	51.7		51.0	52.2	55.2	46.0	49.0
2/1/2024	19:47	44.4	47.4			47.7	50.7	40.8	43.8
2/1/2024	19:52	47.3	50.3	49.0		50.0	53.0	43.7	46.7
2/1/2024	19:57	45.7	48.7			48.4	51.4	42.8	45.8
2/1/2024	20:02	45.9	48.9			49.6	52.6	42.3	45.3
2/1/2024	20:07	42.7	45.7	48.1		45.8	48.8	39.1	42.1
2/1/2024	20:12	46.0	49.0		48.2	49.7	52.7	42.4	45.4
2/1/2024	20:17	46.1	49.1			48.8	51.8	43.1	46.1
2/1/2024	20:22	43.5	46.5	48.2		46.4	49.4	40.4	43.4
2/1/2024	20:27	45.7	48.7			48.7	51.7	42.1	45.1
2/1/2024	20:32	45.0	48.0			47.7	50.7	41.3	44.3
2/1/2024	20:37	46.7	49.7	48.5		49.8	52.8	43.2	46.2
2/1/2024	20:42	44.6	47.6		48.6	47.9	50.9	40.9	43.9
2/1/2024	20:47	45.3	48.3			48.7	51.7	41.9	44.9
2/1/2024	20:52	46.6	49.6	48.7		49.3	52.3	43.5	46.5
2/1/2024	20:57	45.1	48.1			48.5	51.5	41.4	44.4
2/1/2024	21:02	44.5	47.5			47.7	50.7	40.6	43.6
2/1/2024	21:07	43.0	46.0	46.4		46.1	49.1	39.6	42.6
2/1/2024	21:12	42.3	45.3		46.3	45.8	48.8	38.6	41.6
2/1/2024	21:17	42.1	45.1			45.1	48.1	38.8	41.8
2/1/2024	21:22	44.6	47.6	46.3		47.5	50.5	40.9	43.9
2/1/2024	21:27	42.8	45.8			46.4	49.4	39.8	42.8
2/1/2024	21:32	42.7	45.7			46.2	49.2	39.8	42.8
2/1/2024	21:37	42.3	45.3	45.8		45.1	48.1	39.0	42.0
2/1/2024	21:42	43.3	46.3		46.0	46.4	49.4	40.0	43.0
2/1/2024	21:47	44.2	47.2			47.6	50.6	41.2	44.2
2/1/2024	21:52	43.0	46.0	46.1		46.3	49.3	39.7	42.7
2/1/2024	21:57	41.9	44.9			45.4	48.4	39.1	42.1
2/1/2024	22:02	41.4	44.4			44.7	47.7	38.5	41.5
2/1/2024	22:07	44.9	47.9	46.1		48.3	51.3	42.0	45.0
2/1/2024	22:12	42.0	45.0		45.2	45.1	48.1	39.0	42.0
2/1/2024	22:17	40.1	43.1			43.1	46.1	36.3	39.3
2/1/2024	22:22	42.2	45.2	44.2		45.7	48.7	39.1	42.1
2/1/2024	22:27	40.9	43.9			43.9	46.9	37.2	40.2
2/1/2024	22:32	40.9	43.9			44.3	47.3	37.8	40.8
2/1/2024	22:37	40.4	43.4	43.7		43.2	46.2	37.4	40.4
2/1/2024	22:42	40.8	43.8		44.0	44.4	47.4	38.1	41.1
2/1/2024	22:47	40.4	43.4			43.3	46.3	37.3	40.3
2/1/2024	22:52	41.8	44.8	44.2		44.7	47.7	38.3	41.3
2/1/2024	22:57	41.3	44.3			44.3	47.3	38.6	41.6
			Mean	48.2	48.3				
			Maximum	56.9	56.8				
			Minimum	43.7	44.0				

Summary of Noise Monitoring Results during 19:00 - 23:00 at TW_M2		
	Leq (15mins)	Leq (30mins)
Mean	47.7	47.8
Maximum	57.5	56.8
Minimum	41.4	42.4

Appendix 3-12 Baseline Noise Monitoring Data – 23:00 - 07:00 on the next day at TW_M2

Station: TW_M2

Remark: *For Free Field measurement, +3 dB(A) was added to the measured results.

Date	Start Time	Leq (5mins)	Leq (5mins)*	Leq (15mins)	Leq (30mins)	L10 (5mins)	L10 (5mins)*	L90 (5mins)	L90 (5mins)*
20/12/2023	23:02	38.9	41.9	41.3	41.2	40.2	43.2	38.0	41.0
20/12/2023	23:07	38.7	41.7			40.1	43.1	37.0	40.0
20/12/2023	23:12	37.2	40.2			39.0	42.0	35.8	38.8
20/12/2023	23:17	38.5	41.5	41.1		39.9	42.9	37.1	40.1
20/12/2023	23:22	38.4	41.4			40.1	43.1	37.2	40.2
20/12/2023	23:27	37.3	40.3			38.1	41.1	35.8	38.8
20/12/2023	23:32	38.5	41.5	42.3	42.6	40.4	43.4	36.7	39.7
20/12/2023	23:37	38.7	41.7			40.5	43.5	36.8	39.8
20/12/2023	23:42	40.5	43.5			41.8	44.8	39.8	42.8
20/12/2023	23:47	38.8	41.8	42.8		40.3	43.3	37.4	40.4
20/12/2023	23:52	41.0	44.0			41.9	44.9	39.4	42.4
20/12/2023	23:57	39.4	42.4			41.3	44.3	38.5	41.5
			Mean	41.9	41.9				
			Maximum	42.8	42.6				
			Minimum	41.1	41.2				

Date	Start Time	Leq (5mins)	Leq (5mins)*	Leq (15mins)	Leq (30mins)	L10 (5mins)	L10 (5mins)*	L90 (5mins)	L90 (5mins)*
21/12/2023	0:02	41.1	44.1	42.3	43.1	42.3	45.3	40.2	43.2
21/12/2023	0:07	38.3	41.3			39.1	42.1	36.5	39.5
21/12/2023	0:12	37.6	40.6			38.5	41.5	35.9	38.9
21/12/2023	0:17	40.0	43.0	43.8		40.9	43.9	39.2	42.2
21/12/2023	0:22	40.9	43.9			42.3	45.3	40.0	43.0
21/12/2023	0:27	41.4	44.4			42.7	45.7	40.0	43.0
21/12/2023	0:32	37.5	40.5	40.5	42.1	39.2	42.2	36.6	39.6
21/12/2023	0:37	37.4	40.4			39.3	42.3	36.3	39.3
21/12/2023	0:42	37.6	40.6			38.3	41.3	35.9	38.9
21/12/2023	0:47	41.0	44.0	43.3		42.0	45.0	39.5	42.5
21/12/2023	0:52	41.2	44.2			43.1	46.1	39.9	42.9
21/12/2023	0:57	38.0	41.0			39.6	42.6	36.3	39.3
21/12/2023	1:02	39.5	42.5	42.0	42.5	40.9	43.9	37.9	40.9
21/12/2023	1:07	39.0	42.0			39.7	42.7	38.2	41.2
21/12/2023	1:12	38.4	41.4			40.0	43.0	37.3	40.3
21/12/2023	1:17	38.2	41.2	42.9		39.6	42.6	37.3	40.3
21/12/2023	1:22	40.4	43.4			42.0	45.0	38.7	41.7
21/12/2023	1:27	40.8	43.8			41.6	44.6	39.2	42.2
21/12/2023	1:32	38.8	41.8	41.6	42.1	39.9	42.9	37.1	40.1
21/12/2023	1:37	39.1	42.1			40.1	43.1	37.2	40.2
21/12/2023	1:42	37.9	40.9			39.7	42.7	36.3	39.3
21/12/2023	1:47	41.2	44.2	42.4		42.4	45.4	40.0	43.0
21/12/2023	1:52	37.2	40.2			38.8	41.8	36.4	39.4
21/12/2023	1:57	39.0	42.0			40.1	43.1	37.2	40.2
21/12/2023	2:02	39.8	42.8	42.7	43.1	41.2	44.2	39.0	42.0
21/12/2023	2:07	40.8	43.8			42.0	45.0	39.6	42.6
21/12/2023	2:12	38.0	41.0			39.1	42.1	36.4	39.4
21/12/2023	2:17	40.7	43.7	43.6		42.0	45.0	39.9	42.9
21/12/2023	2:22	40.7	43.7			42.4	45.4	39.7	42.7
21/12/2023	2:27	40.3	43.3			42.1	45.1	39.2	42.2
21/12/2023	2:32	37.8	40.8	42.5	43.1	39.4	42.4	36.2	39.2
21/12/2023	2:37	40.5	43.5			41.8	44.8	39.1	42.1
21/12/2023	2:42	39.9	42.9			40.9	43.9	39.0	42.0
21/12/2023	2:47	40.8	43.8	43.7		42.2	45.2	39.0	42.0
21/12/2023	2:52	39.3	42.3			40.2	43.2	37.4	40.4
21/12/2023	2:57	41.6	44.6			43.1	46.1	40.4	43.4
21/12/2023	3:02	41.7	44.7	44.2	43.6	42.8	45.8	41.0	44.0
21/12/2023	3:07	39.4	42.4			41.0	44.0	38.0	41.0
21/12/2023	3:12	42.0	45.0			43.7	46.7	41.1	44.1
21/12/2023	3:17	39.2	42.2	42.9		40.1	43.1	37.5	40.5
21/12/2023	3:22	39.7	42.7			40.6	43.6	38.8	41.8
21/12/2023	3:27	40.7	43.7			42.0	45.0	39.2	42.2
21/12/2023	3:32	38.5	41.5	42.4	42.9	39.9	42.9	37.4	40.4
21/12/2023	3:37	39.1	42.1			40.9	43.9	37.3	40.3
21/12/2023	3:42	40.3	43.3			42.1	45.1	38.4	41.4
21/12/2023	3:47	40.1	43.1	43.3		40.9	43.9	38.2	41.2
21/12/2023	3:52	41.3	44.3			42.4	45.4	40.1	43.1
21/12/2023	3:57	39.4	42.4			40.1	43.1	38.0	41.0
21/12/2023	4:02	40.3	43.3	43.3	43.4	41.4	44.4	39.5	42.5
21/12/2023	4:07	40.6	43.6			42.3	45.3	38.8	41.8
21/12/2023	4:12	39.9	42.9			41.3	44.3	39.1	42.1
21/12/2023	4:17	41.3	44.3	43.4		42.9	45.9	40.4	43.4
21/12/2023	4:22	41.1	44.1			42.6	45.6	39.7	42.7
21/12/2023	4:27	38.3	41.3			39.8	42.8	37.4	40.4
21/12/2023	4:32	40.2	43.2	43.8	43.2	41.9	44.9	39.3	42.3
21/12/2023	4:37	39.5	42.5			41.3	44.3	38.6	41.6
21/12/2023	4:42	42.2	45.2			43.8	46.8	40.5	43.5
21/12/2023	4:47	40.2	43.2	42.6		41.8	44.8	38.7	41.7
21/12/2023	4:52	39.5	42.5			40.7	43.7	37.6	40.6
21/12/2023	4:57	39.1	42.1			40.6	43.6	37.9	40.9
21/12/2023	5:02	41.1	44.1	43.0	43.2	42.8	45.8	39.6	42.6
21/12/2023	5:07	39.3	42.3			40.0	43.0	38.3	41.3
21/12/2023	5:12	39.3	42.3			41.0	44.0	38.0	41.0
21/12/2023	5:17	41.2	44.2	43.4		41.9	44.9	40.0	43.0
21/12/2023	5:22	39.7	42.7			41.2	44.2	37.9	40.9
21/12/2023	5:27	40.3	43.3			41.3	44.3	38.9	41.9
21/12/2023	5:32	41.1	44.1	44.8	43.8	42.3	45.3	40.1	43.1
21/12/2023	5:37	42.2	45.2			43.2	46.2	40.7	43.7
21/12/2023	5:42	41.9	44.9			43.7	46.7	39.5	42.5
21/12/2023	5:47	38.7	41.7			40.5	43.5	36.4	39.4
21/12/2023	5:52	40.3	43.3	42.5		41.5	44.5	38.8	41.8
21/12/2023	5:57	39.5	42.5			40.8	43.8	37.4	40.4
21/12/2023	6:02	38.3	41.3	43.8	43.8	39.9	42.9	36.2	39.2
21/12/2023	6:07	41.2	44.2			42.9	45.9	39.0	42.0
21/12/2023	6:12	42.0	45.0			43.5	46.5	40.8	43.8
21/12/2023	6:17	40.6	43.6	43.8		42.1	45.1	38.5	41.5
21/12/2023	6:22	41.3	44.3			43.1	46.1	38.9	41.9
21/12/2023	6:27	40.6	43.6			42.5	45.5	38.3	41.3
21/12/2023	6:32	42.5	45.5	45.0	45.2	44.4	47.4	40.6	43.6
21/12/2023	6:37	42.9	45.9			45.2	48.2	41.0	44.0
21/12/2023	6:42	40.0	43.0			42.3	45.3	37.6	40.6
21/12/2023	6:47	41.0	44.0	45.4		43.5	46.5	38.3	41.3
21/12/2023	6:52	42.7	45.7			45.0	48.0	40.4	43.4
21/12/2023	6:57	43.2	46.2			45.8	48.8	40.7	43.7
21/12/2023	23:02	40.6	43.6	44.1	44.4	43.8	46.8	37.0	40.0
21/12/2023	23:07	42.1	45.1			45.0	48.0	38.4	41.4
21/12/2023	23:12	40.3	43.3			43.0	46.0	37.4	40.4
21/12/2023	23:17	41.2	44.2	44.8		44.0	47.0	38.0	41.0
21/12/2023	23:22	41.9	44.9			45.1	48.1	38.9	41.9
21/12/2023	23:27	42.1	45.1			45.9	48.9	38.4	41.4
21/12/2023	23:32	40.3	43.3	42.7	42.4	44.1	47.1	37.0	40.0
21/12/2023	23:37	38.9	41.9			42.1	45.1	35.1	38.1
21/12/2023	23:42	39.9	42.9			43.8	46.8	36.7	39.7
21/12/2023	23:47	38.8	41.8	42.1		42.7	45.7	36.0	39.0
21/12/2023	23:52	39.3	42.3			42.7	45.7	36.1	39.1
21/12/2023	23:57	39.3	42.3			42.2	45.2	36.5	39.5
			Mean	43.2	43.3				
			Maximum	45.4	45.2				
			Minimum	40.5	42.1				

Date	Start Time	Leq (5mins)	Leq (5mins)*	Leq (15mins)	Leq (30mins)	L10 (5mins)	L10 (5mins)*	L90 (5mins)	L90 (5mins)*
22/12/2023	0:02	40.4	43.4	43.6	43.2	43.3	46.3	36.6	39.6
22/12/2023	0:07	42.1	45.1			44.9	47.9	39.4	42.4
22/12/2023	0:12	38.8	41.8			42.1	45.1	35.1	38.1
22/12/2023	0:17	39.6	42.6	42.7		42.3	45.3	36.2	39.2
22/12/2023	0:22	39.4	42.4			43.0	46.0	36.0	39.0
22/12/2023	0:27	40.1	43.1			43.6	46.6	37.0	40.0
22/12/2023	0:32	41.7	44.7	43.3	43.3	45.0	48.0	38.6	41.6
22/12/2023	0:37	38.6	41.6			42.0	45.0	35.0	38.0
22/12/2023	0:42	39.9	42.9			43.2	46.2	36.2	39.2
22/12/2023	0:47	38.4	41.4	43.4		41.4	44.4	34.6	37.6
22/12/2023	0:52	40.6	43.6			43.4	46.4	36.7	39.7
22/12/2023	0:57	41.7	44.7			45.3	48.3	38.6	41.6
22/12/2023	1:02	40.4	43.4	43.3	43.3	43.1	46.1	36.7	39.7
22/12/2023	1:07	41.4	44.4			44.5	47.5	38.3	41.3
22/12/2023	1:12	38.7	41.7			42.1	45.1	35.6	38.6
22/12/2023	1:17	39.4	42.4	43.3		43.2	46.2	36.1	39.1
22/12/2023	1:22	39.2	42.2			42.1	45.1	35.3	38.3
22/12/2023	1:27	41.7	44.7			44.8	47.8	38.3	41.3
22/12/2023	1:32	38.9	41.9	42.7	42.6	42.5	45.5	35.2	38.2
22/12/2023	1:37	39.9	42.9			43.8	46.8	36.0	39.0
22/12/2023	1:42	40.1	43.1			43.5	46.5	36.5	39.5
22/12/2023	1:47	41.0	44.0	42.4		44.6	47.6	37.8	40.8
22/12/2023	1:52	38.5	41.5			41.9	44.9	35.8	38.8
22/12/2023	1:57	38.3	41.3			41.0	44.0	35.3	38.3
22/12/2023	2:02	39.9	42.9	42.8	42.3	43.0	46.0	36.6	39.6
22/12/2023	2:07	39.4	42.4			42.5	45.5	36.3	39.3
22/12/2023	2:12	40.0	43.0			42.9	45.9	37.0	40.0
22/12/2023	2:17	38.9	41.9	41.9		41.9	44.9	35.7	38.7
22/12/2023	2:22	39.2	42.2			42.5	45.5	36.0	39.0
22/12/2023	2:27	38.5	41.5			41.5	44.5	35.1	38.1
22/12/2023	2:32	39.8	42.8	43.1	43.5	43.7	46.7	36.0	39.0
22/12/2023	2:37	41.3	44.3			44.7	47.7	38.5	41.5
22/12/2023	2:42	39.0	42.0			42.5	45.5	35.4	38.4
22/12/2023	2:47	39.7	42.7	43.8		42.4	45.4	36.4	39.4
22/12/2023	2:52	40.3	43.3			43.7	46.7	37.6	40.6
22/12/2023	2:57	42.1	45.1			45.6	48.6	38.8	41.8
22/12/2023	3:02	40.0	43.0	43.3	43.2	43.7	46.7	36.4	39.4
22/12/2023	3:07	38.4	41.4			41.9	44.9	35.7	38.7
22/12/2023	3:12	41.9	44.9			45.7	48.7	38.7	41.7
22/12/2023	3:17	40.0	43.0	43.0		43.6	46.6	36.3	39.3
22/12/2023	3:22	39.8	42.8			42.7	45.7	36.7	39.7
22/12/2023	3:27	40.2	43.2			43.0	46.0	37.2	40.2
22/12/2023	3:32	39.7	42.7	43.9	43.6	42.9	45.9	36.0	39.0
22/12/2023	3:37	42.2	45.2			45.0	48.0	39.1	42.1
22/12/2023	3:42	40.4	43.4			44.2	47.2	37.7	40.7
22/12/2023	3:47	38.6	41.6	43.3		41.9	44.9	34.8	37.8
22/12/2023	3:52	41.1	44.1			44.6	47.6	37.6	40.6
22/12/2023	3:57	40.9	43.9			43.6	46.6	37.0	40.0
22/12/2023	4:02	42.2	45.2	44.1	43.6	45.6	48.6	38.5	41.5
22/12/2023	4:07	39.2	42.2			42.1	45.1	35.9	38.9
22/12/2023	4:12	41.5	44.5			45.2	48.2	38.8	41.8
22/12/2023	4:17	39.1	42.1	42.9		42.9	45.9	36.3	39.3
22/12/2023	4:22	40.7	43.7			44.6	47.6	36.9	39.9
22/12/2023	4:27	39.7	42.7			43.1	46.1	36.3	39.3
22/12/2023	4:32	40.2	43.2	43.8	43.1	43.6	46.6	37.4	40.4
22/12/2023	4:37	40.1	43.1			43.4	46.4	37.2	40.2
22/12/2023	4:42	41.8	44.8			44.9	47.9	39.1	42.1
22/12/2023	4:47	39.8	42.8	42.3		42.6	45.6	36.1	39.1
22/12/2023	4:52	38.7	41.7			41.9	44.9	35.8	38.8
22/12/2023	4:57	39.3	42.3			42.2	45.2	36.3	39.3
22/12/2023	5:02	41.3	44.3	44.1	43.4	45.0	48.0	37.9	40.9
22/12/2023	5:07	42.0	45.0			45.2	48.2	39.3	42.3
22/12/2023	5:12	39.5	42.5			43.4	46.4	35.8	38.8
22/12/2023	5:17	39.1	42.1	42.7		42.7	45.7	36.4	39.4
22/12/2023	5:22	41.2	44.2			44.5	47.5	37.6	40.6
22/12/2023	5:27	38.2	41.2			41.4	44.4	35.4	38.4
22/12/2023	5:32	41.2	44.2	42.8	43.0	44.0	47.0	38.4	41.4
22/12/2023	5:37	39.1	42.1			41.9	44.9	35.2	38.2
22/12/2023	5:42	38.7	41.7			41.7	44.7	35.5	38.5
22/12/2023	5:47	39.9	42.9	43.1		43.5	46.5	36.5	39.5
22/12/2023	5:52	39.5	42.5			42.2	45.2	36.0	39.0
22/12/2023	5:57	40.8	43.8			44.7	47.7	37.8	40.8
22/12/2023	6:02	40.8	43.8	45.8	45.5	44.6	47.6	37.9	40.9
22/12/2023	6:07	43.0	46.0			46.6	49.6	39.4	42.4
22/12/2023	6:12	44.0	47.0			47.8	50.8	40.4	43.4
22/12/2023	6:17	41.6	44.6	45.1		44.5	47.5	38.0	41.0
22/12/2023	6:22	42.4	45.4			46.0	49.0	39.2	42.2
22/12/2023	6:27	42.4	45.4			45.5	48.5	39.4	42.4
22/12/2023	6:32	44.3	47.3	46.6	46.0	47.9	50.9	40.7	43.7
22/12/2023	6:37	44.4	47.4			47.3	50.3	41.6	44.6
22/12/2023	6:42	41.3	44.3			44.9	47.9	38.6	41.6
22/12/2023	6:47	44.2	47.2	45.3		46.9	49.9	40.4	43.4
22/12/2023	6:52	41.0	44.0			44.4	47.4	37.2	40.2
22/12/2023	6:57	41.0	44.0			44.0	47.0	38.0	41.0
22/12/2023	23:00	40.3	43.3	43.5	42.8	42.0	45.0	39.6	42.6
22/12/2023	23:05	41.7	44.7			42.6	45.6	40.6	43.6
22/12/2023	23:10	39.0	42.0			39.7	42.7	37.2	40.2
22/12/2023	23:15	39.1	42.1	42.0		40.1	43.1	37.4	40.4
22/12/2023	23:20	38.0	41.0			39.0	42.0	36.9	39.9
22/12/2023	23:25	39.8	42.8			41.7	44.7	38.6	41.6
22/12/2023	23:30	40.4	43.4	43.3	43.5	41.8	44.8	38.9	41.9
22/12/2023	23:35	41.5	44.5			43.2	46.2	40.7	43.7
22/12/2023	23:40	38.6	41.6			39.8	42.8	37.2	40.2
22/12/2023	23:45	39.2	42.2	43.7		40.2	43.2	37.3	40.3
22/12/2023	23:50	41.5	44.5			43.3	46.3	39.7	42.7
22/12/2023	23:55	41.1	44.1			42.9	45.9	40.1	43.1
			Mean	43.5	43.5				
			Maximum	46.6	46.0				
			Minimum	41.9	42.3				

Station: TW_M2

Remark: *For Free Field measurement, +3 dB(A) was added to the measured results.

Date	Start Time	Leq (5mins)	Leq (5mins)*	Leq (15mins)	Leq (30mins)	L10 (5mins)	L10 (5mins)*	L90 (5mins)	L90 (5mins)*
23/12/2023	0:00	40.6	43.6	42.9	43.2	41.9	44.9	36.6	39.6
23/12/2023	0:05	40.6	43.6			42.5	45.5	39.4	42.4
23/12/2023	0:10	37.9	40.9			38.7	41.7	35.1	38.1
23/12/2023	0:15	40.9	43.9	43.5		42.3	45.3	36.2	39.2
23/12/2023	0:20	41.6	44.6			43.4	46.4	36.0	39.0
23/12/2023	0:25	38.3	41.3			39.4	42.4	37.0	40.0
23/12/2023	0:30	40.7	43.7	42.8	42.5	41.7	44.7	38.6	41.6
23/12/2023	0:35	38.1	41.1			39.9	42.9	35.0	38.0
23/12/2023	0:40	40.1	43.1			41.6	44.6	36.2	39.2
23/12/2023	0:45	39.9	42.9	42.3		41.1	44.1	34.6	37.6
23/12/2023	0:50	38.5	41.5			39.3	42.3	36.7	39.7
23/12/2023	0:55	39.4	42.4			41.0	44.0	38.6	41.6
23/12/2023	1:00	38.6	41.6	43.3	43.0	39.5	42.5	36.7	39.7
23/12/2023	1:05	41.4	44.4			43.0	46.0	38.3	41.3
23/12/2023	1:10	40.4	43.4			42.0	45.0	35.6	38.6
23/12/2023	1:15	38.0	41.0	42.8		39.2	42.2	36.1	39.1
23/12/2023	1:20	40.8	43.8			42.7	45.7	35.3	38.3
23/12/2023	1:25	40.0	43.0			41.6	44.6	38.3	41.3
23/12/2023	1:30	41.2	44.2	43.4	42.6	42.9	45.9	35.2	38.2
23/12/2023	1:35	41.2	44.2			42.5	45.5	36.0	39.0
23/12/2023	1:40	38.0	41.0			39.5	42.5	36.5	39.5
23/12/2023	1:45	38.0	41.0	41.6		39.0	42.0	37.8	40.8
23/12/2023	1:50	38.3	41.3			39.0	42.0	35.8	38.8
23/12/2023	1:55	39.4	42.4			40.7	43.7	35.3	38.3
23/12/2023	2:00	38.3	41.3	41.9	42.8	39.8	42.8	36.6	39.6
23/12/2023	2:05	39.8	42.8			41.2	44.2	36.3	39.3
23/12/2023	2:10	38.3	41.3			40.2	43.2	37.0	40.0
23/12/2023	2:15	41.4	44.4	43.6		42.7	45.7	35.7	38.7
23/12/2023	2:20	38.5	41.5			39.5	42.5	36.0	39.0
23/12/2023	2:25	41.2	44.2			42.9	45.9	35.1	38.1
23/12/2023	2:30	39.7	42.7	43.6	43.1	40.9	43.9	36.0	39.0
23/12/2023	2:35	41.0	44.0			41.8	44.8	38.5	41.5
23/12/2023	2:40	41.1	44.1			42.0	45.0	35.4	38.4
23/12/2023	2:45	39.5	42.5	42.5		41.3	44.3	36.4	39.4
23/12/2023	2:50	38.5	41.5			40.1	43.1	37.6	40.6
23/12/2023	2:55	40.2	43.2			40.9	43.9	38.8	41.8
23/12/2023	3:00	39.5	42.5	43.2	42.8	41.2	44.2	36.4	39.4
23/12/2023	3:05	40.3	43.3			41.0	44.0	35.7	38.7
23/12/2023	3:10	40.7	43.7			41.8	44.8	38.7	41.7
23/12/2023	3:15	38.1	41.1	42.5		39.6	42.6	36.3	39.3
23/12/2023	3:20	39.7	42.7			41.6	44.6	36.7	39.7
23/12/2023	3:25	40.3	43.3			41.4	44.4	37.2	40.2
23/12/2023	3:30	40.9	43.9	43.1	43.0	42.7	45.7	36.0	39.0
23/12/2023	3:35	38.5	41.5			39.3	42.3	39.1	42.1
23/12/2023	3:40	40.6	43.6			42.3	45.3	37.7	40.7
23/12/2023	3:45	39.0	42.0	42.9		39.8	42.8	34.8	37.8
23/12/2023	3:50	39.3	42.3			40.1	43.1	37.6	40.6
23/12/2023	3:55	41.1	44.1			42.1	45.1	37.0	40.0
23/12/2023	4:00	39.0	42.0	43.0	42.4	40.6	43.6	38.5	41.5
23/12/2023	4:05	41.7	44.7			43.3	46.3	35.9	38.9
23/12/2023	4:10	38.8	41.8			40.3	43.3	38.8	41.8
23/12/2023	4:15	38.1	41.1	41.6		39.3	42.3	36.3	39.3
23/12/2023	4:20	39.5	42.5			40.8	43.8	36.9	39.9
23/12/2023	4:25	38.1	41.1			39.9	42.9	36.3	39.3
23/12/2023	4:30	39.1	42.1	42.7	43.0	40.8	43.8	37.4	40.4
23/12/2023	4:35	40.1	43.1			41.4	44.4	37.2	40.2
23/12/2023	4:40	39.9	42.9			40.6	43.6	39.1	42.1
23/12/2023	4:45	40.9	43.9	43.2		42.8	45.8	36.1	39.1
23/12/2023	4:50	38.1	41.1			38.8	41.8	35.8	38.8
23/12/2023	4:55	41.1	44.1			42.0	45.0	36.3	39.3
23/12/2023	5:00	39.5	42.5	43.0	42.9	41.2	44.2	37.9	40.9
23/12/2023	5:05	40.5	43.5			42.0	45.0	39.3	42.3
23/12/2023	5:10	39.8	42.8			41.4	44.4	35.8	38.8
23/12/2023	5:15	39.4	42.4	42.9		40.1	43.1	36.4	39.4
23/12/2023	5:20	38.6	41.6			40.2	43.2	37.6	40.6
23/12/2023	5:25	41.3	44.3			43.2	46.2	35.4	38.4
23/12/2023	5:30	40.5	43.5	44.2	43.3	42.1	45.1	38.4	41.4
23/12/2023	5:35	41.7	44.7			43.6	46.6	35.2	38.2
23/12/2023	5:40	41.2	44.2			41.9	44.9	35.5	38.5
23/12/2023	5:45	38.8	41.8	42.1		40.0	43.0	36.5	39.5
23/12/2023	5:50	40.2	43.2			41.0	44.0	36.0	39.0
23/12/2023	5:55	38.1	41.1			39.8	42.8	37.8	40.8
23/12/2023	6:00	39.6	42.6	43.9	44.2	41.4	44.4	37.9	40.9
23/12/2023	6:05	42.0	45.0			43.5	46.5	39.4	42.4
23/12/2023	6:10	40.8	43.8			43.1	46.1	40.4	43.4
23/12/2023	6:15	42.4	45.4	44.4		44.7	47.7	38.0	41.0
23/12/2023	6:20	40.6	43.6			42.4	45.4	39.2	42.2
23/12/2023	6:25	41.1	44.1			42.7	45.7	39.4	42.4
23/12/2023	6:30	39.9	42.9	45.6	46.6	41.8	44.8	40.7	43.7
23/12/2023	6:35	43.5	46.5			45.8	48.8	41.6	44.6
23/12/2023	6:40	43.4	46.4			45.7	48.7	38.6	41.6
23/12/2023	6:45	44.3	47.3	47.4		46.1	49.1	40.4	43.4
23/12/2023	6:50	44.2	47.2			46.5	49.5	37.2	40.2
23/12/2023	6:55	44.6	47.6			46.9	49.9	38.0	41.0
23/12/2023	23:00	42.2	45.2	44.0	43.4	45.8	48.8	38.6	41.6
23/12/2023	23:05	38.8	41.8			42.0	45.0	35.9	38.9
23/12/2023	23:10	41.3	44.3			44.4	47.4	38.2	41.2
23/12/2023	23:15	38.3	41.3	42.6		41.1	44.1	35.3	38.3
23/12/2023	23:20	39.6	42.6			43.3	46.3	35.8	38.8
23/12/2023	23:25	40.7	43.7			44.6	47.6	37.2	40.2
23/12/2023	23:30	40.8	43.8	43.8	43.4	44.5	47.5	37.1	40.1
23/12/2023	23:35	41.7	44.7			45.0	48.0	38.7	41.7
23/12/2023	23:40	39.7	42.7			43.6	46.6	36.9	39.9
23/12/2023	23:45	39.0	42.0			42.1	45.1	35.5	38.5
23/12/2023	23:50	40.8	43.8	43.0		43.9	46.9	37.9	40.9
23/12/2023	23:55	40.0	43.0			43.9	46.9	37.2	40.2
			Mean	43.2	43.3				
			Maximum	47.4	46.6				
			Minimum	41.6	42.4				

Date	Start Time	Leq (5mins)	Leq (5mins)*	Leq (15mins)	Leq (30mins)	L10 (5mins)	L10 (5mins)*	L90 (5mins)	L90 (5mins)*
24/12/2023	0:00	38.4	41.4	42.4	43.0	42.0	45.0	35.3	38.3
24/12/2023	0:05	39.5	42.5			44.9	47.9	37.8	40.8
24/12/2023	0:10	40.2	43.2			42.2	45.2	34.4	37.4
24/12/2023	0:15	39.8	42.8	43.5		44.2	47.2	38.5	41.5
24/12/2023	0:20	40.7	43.7			42.1	45.1	34.6	37.6
24/12/2023	0:25	41.0	44.0			45.5	48.5	38.8	41.8
24/12/2023	0:30	38.8	41.8	42.9	43.4	42.3	45.3	34.6	37.6
24/12/2023	0:35	41.7	44.7			43.3	46.3	36.4	39.4
24/12/2023	0:40	38.3	41.3			41.5	44.5	34.3	37.3
24/12/2023	0:45	40.1	43.1	43.9		41.4	44.4	35.2	38.2
24/12/2023	0:50	41.0	44.0			44.4	47.4	38.5	41.5
24/12/2023	0:55	41.5	44.5			42.7	45.7	36.2	39.2
24/12/2023	1:00	39.3	42.3	42.4	42.9	43.9	46.9	37.0	40.0
24/12/2023	1:05	38.1	41.1			43.3	46.3	36.7	39.7
24/12/2023	1:10	40.5	43.5			43.3	46.3	37.3	40.3
24/12/2023	1:15	40.3	43.3	43.2		45.0	48.0	37.6	40.6
24/12/2023	1:20	38.2	41.2			42.4	45.4	36.3	39.3
24/12/2023	1:25	41.6	44.6			41.4	44.4	35.4	38.4
24/12/2023	1:30	39.8	42.8	41.8	41.9	43.5	46.5	36.0	39.0
24/12/2023	1:35	38.3	41.3			41.7	44.7	36.2	39.2
24/12/2023	1:40	38.2	41.2			44.0	47.0	37.4	40.4
24/12/2023	1:45	38.3	41.3	41.9		44.9	47.9	37.9	40.9
24/12/2023	1:50	38.4	41.4			41.0	44.0	34.5	37.5
24/12/2023	1:55	39.8	42.8			43.3	46.3	36.6	39.6
24/12/2023	2:00	38.6	41.6	42.3	42.8	44.6	47.6	38.1	41.1
24/12/2023	2:05	39.4	42.4			42.1	45.1	35.1	38.1
24/12/2023	2:10	39.9	42.9			42.9	45.9	36.0	39.0
24/12/2023	2:15	41.5	44.5	43.1		43.6	46.6	37.6	40.6
24/12/2023	2:20	38.5	41.5			43.3	46.3	37.1	40.1
24/12/2023	2:25	39.9	42.9			43.2	46.2	37.4	40.4
24/12/2023	2:30	38.9	41.9	42.6	43.0	44.4	47.4	38.0	41.0
24/12/2023	2:35	40.2	43.2			42.3	45.3	36.0	39.0
24/12/2023	2:40	39.5	42.5			44.9	47.9	38.0	41.0
24/12/2023	2:45	41.3	44.3	43.5		41.9	44.9	35.1	38.1
24/12/2023	2:50	39.1	42.1			42.2	45.2	35.6	38.6
24/12/2023	2:55	40.7	43.7			43.9	46.9	38.0	41.0
24/12/2023	3:00	40.1	43.1	42.6	42.6	44.0	47.0	37.8	40.8
24/12/2023	3:05	39.8	42.8			41.4	44.4	35.3	38.3
24/12/2023	3:10	38.8	41.8			44.6	47.6	37.6	40.6
24/12/2023	3:15	38.7	41.7	42.6		43.9	46.9	37.1	40.1
24/12/2023	3:20	40.2	43.2			42.2	45.2	35.8	38.8
24/12/2023	3:25	39.7	42.7			43.5	46.5	36.7	39.7
24/12/2023	3:30	38.3	41.3	42.3	42.4	44.3	47.3	37.7	40.7
24/12/2023	3:35	40.6	43.6			41.1	44.1	34.3	37.3
24/12/2023	3:40	38.8	41.8			43.0	46.0	36.6	39.6
24/12/2023	3:45	37.9	40.9	42.5		43.2	46.2	36.7	39.7
24/12/2023	3:50	39.7	42.7			42.6	45.6	36.4	39.4
24/12/2023	3:55	40.4	43.4			40.6	43.6	34.6	37.6
24/12/2023	4:00	39.0	42.0	42.5	42.9	44.4	47.4	37.9	40.9
24/12/2023	4:05	39.2	42.2			43.1	46.1	36.6	39.6
24/12/2023	4:10	40.3	43.3			42.4	45.4	35.1	38.1
24/12/2023	4:15	38.9	41.9	43.2		43.8	46.8	37.3	40.3
24/12/2023	4:20	40.8	43.8			41.4	44.4	35.0	38.0
24/12/2023	4:25	40.7	43.7			42.7	45.7	36.0	39.0
24/12/2023	4:30	40.7	43.7	42.4	43.3	42.2	45.2	35.6	38.6
24/12/2023	4:35	39.1	42.1			41.6	44.6	34.2	37.2
24/12/2023	4:40	38.1	41.1			42.8	45.8	36.0	39.0
24/12/2023	4:45	40.8	43.8	44.1		42.9	45.9	36.5	39.5
24/12/2023	4:50	41.3	44.3			43.8	46.8	37.9	40.9
24/12/2023	4:55	41.2	44.2			42.5	45.5	35.9	38.9
24/12/2023	5:00	40.1	43.1	43.1	43.0	44.4	47.4	37.2	40.2
24/12/2023	5:05	38.9	41.9			44.2	47.2	38.2	41.2
24/12/2023	5:10	41.1	44.1			42.8	45.8	35.7	38.7
24/12/2023	5:15	38.8	41.8	42.8		43.3	46.3	36.2	39.2
24/12/2023	5:20	41.4	44.4			42.1	45.1	35.6	38.6
24/12/2023	5:25	38.6	41.6			43.7	46.7	37.3	40.3
24/12/2023	5:30	39.1	42.1	42.2	42.8	42.1	45.1	35.6	38.6
24/12/2023	5:35	40.2	43.2			41.9	44.9	34.9	37.9
24/12/2023	5:40	37.9	40.9			43.9	46.9	37.3	40.3
24/12/2023	5:45	41.6	44.6	43.4		42.5	45.5	36.4	39.4
24/12/2023	5:50	39.2	42.2			42.2	45.2	35.6	38.6
24/12/2023	5:55	40.1	43.1			42.5	45.5	36.7	39.7
24/12/2023	6:00	41.7	44.7	44.9	44.8	43.8	46.8	36.9	39.9
24/12/2023	6:05	41.7	44.7			42.1	45.1	35.6	38.6
24/12/2023	6:10	42.2	45.2			43.8	46.8	38.2	41.2
24/12/2023	6:15	42.1	45.1	44.7		45.5	48.5	38.8	41.8
24/12/2023	6:20	42.6	45.6			44.3	47.3	37.4	40.4
24/12/2023	6:25	40.1	43.1			45.8	48.8	38.4	41.4
24/12/2023	6:30	42.4	45.4	45.6	45.7	44.9	47.9	38.3	41.3
24/12/2023	6:35	41.5	44.5			46.2	49.2	39.4	42.4
24/12/2023	6:40	43.6	46.6			45.9	48.9	39.0	42.0
24/12/2023	6:45	42.2	45.2	45.7		45.4	48.4	39.8	42.8
24/12/2023	6:50	43.2	46.2			44.8	47.8	37.7	40.7
24/12/2023	6:55	42.7	45.7			47.3	50.3	40.4	43.4
24/12/2023	23:00	42.1	45.1	44.7	44.0	45.9	48.9	38.3	41.3
24/12/2023	23:05	42.3	45.3			45.5	48.5	39.3	42.3
24/12/2023	23:10	40.4	43.4			43.6	46.6	37.1	40.1
24/12/2023	23:15	41.8	44.8	43.1		44.5	47.5	38.4	41.4
24/12/2023	23:20	38.5	41.5			42.1	45.1	35.0	38.0
24/12/2023	23:25	39.2	42.2			42.9	45.9	35.5	38.5
24/12/2023	23:30	39.2	42.2	42.9	43.5	41.9	44.9	36.5	39.5
24/12/2023	23:35	40.7	43.7			43.9	46.9	37.6	40.6
24/12/2023	23:40	39.7	42.7			43.3	46.3	35.8	38.8
24/12/2023	23:45	40.8	43.8			43.8	46.8	37.6	40.6
24/12/2023	23:50	41.7	44.7	44.0		44.4	47.4	38.0	41.0
24/12/2023	23:55	40.4	43.4			43.1	46.1	36.8	39.8
			Mean	43.2	43.2				
			Maximum	45.7	45.7				
			Minimum	41.8	41.9				

Date	Start Time	Leq (5mins)	Leq (5mins)*	Leq (15mins)	Leq (30mins)	L10 (5mins)	L10 (5mins)*	L90 (5mins)	L90 (5mins)*
25/12/2023	0:00	39.0	42.0	42.7	43.3	42.0	45.0	35.3	38.3
25/12/2023	0:05	41.3	44.3			44.9	47.9	37.8	40.8
25/12/2023	0:10	38.3	41.3			42.2	45.2	34.4	37.4
25/12/2023	0:15	41.4	44.4	43.7		44.2	47.2	38.5	41.5
25/12/2023	0:20	38.4	41.4			42.1	45.1	34.6	37.6
25/12/2023	0:25	41.7	44.7			45.5	48.5	38.8	41.8
25/12/2023	0:30	38.5	41.5	41.8	42.6	42.3	45.3	34.6	37.6
25/12/2023	0:35	39.7	42.7			43.3	46.3	36.4	39.4
25/12/2023	0:40	37.9	40.9			41.5	44.5	34.3	37.3
25/12/2023	0:45	38.7	41.7	43.2		41.4	44.4	35.2	38.2
25/12/2023	0:50	41.7	44.7			44.4	47.4	38.5	41.5
25/12/2023	0:55	39.7	42.7			42.7	45.7	36.2	39.2
25/12/2023	1:00	40.8	43.8	43.6	43.2	43.9	46.9	37.0	40.0
25/12/2023	1:05	40.5	43.5			43.3	46.3	36.7	39.7
25/12/2023	1:10	40.4	43.4			43.3	46.3	37.3	40.3
25/12/2023	1:15	41.2	44.2	42.8		45.0	48.0	37.6	40.6
25/12/2023	1:20	39.7	42.7			42.4	45.4	36.3	39.3
25/12/2023	1:25	38.1	41.1			41.4	44.4	35.4	38.4
25/12/2023	1:30	39.9	42.9	42.8	42.8	43.5	46.5	36.0	39.0
25/12/2023	1:35	39.0	42.0			41.7	44.7	36.2	39.2
25/12/2023	1:40	40.3	43.3			44.0	47.0	37.4	40.4
25/12/2023	1:45	41.2	44.2	42.8		44.9	47.9	37.9	40.9
25/12/2023	1:50	38.3	41.3			41.0	44.0	34.5	37.5
25/12/2023	1:55	39.4	42.4			43.3	46.3	36.6	39.6
25/12/2023	2:00	41.6	44.6	43.0	43.3	44.6	47.6	38.1	41.1
25/12/2023	2:05	38.5	41.5			42.1	45.1	35.1	38.1
25/12/2023	2:10	39.3	42.3			42.9	45.9	36.0	39.0
25/12/2023	2:15	40.7	43.7	43.6		43.6	46.6	37.6	40.6
25/12/2023	2:20	40.6	43.6			43.3	46.3	37.1	40.1
25/12/2023	2:25	40.4	43.4			43.2	46.2	37.4	40.4
25/12/2023	2:30	41.1	44.1	43.7	43.2	44.4	47.4	38.0	41.0
25/12/2023	2:35	39.0	42.0			42.3	45.3	36.0	39.0
25/12/2023	2:40	41.6	44.6			44.9	47.9	38.0	41.0
25/12/2023	2:45	39.0	42.0	42.7		41.9	44.9	35.1	38.1
25/12/2023	2:50	38.8	41.8			42.2	45.2	35.6	38.6
25/12/2023	2:55	40.9	43.9			43.9	46.9	38.0	41.0
25/12/2023	3:00	40.9	43.9	43.5	43.1	44.0	47.0	37.8	40.8
25/12/2023	3:05	38.6	41.6			41.4	44.4	35.3	38.3
25/12/2023	3:10	41.5	44.5			44.6	47.6	37.6	40.6
25/12/2023	3:15	40.1	43.1	42.8		43.9	46.9	37.1	40.1
25/12/2023	3:20	39.2	42.2			42.2	45.2	35.8	38.8
25/12/2023	3:25	39.9	42.9			43.5	46.5	36.7	39.7
25/12/2023	3:30	40.8	43.8	42.6	42.4	44.3	47.3	37.7	40.7
25/12/2023	3:35	38.0	41.0			41.1	44.1	34.3	37.3
25/12/2023	3:40	39.7	42.7			43.0	46.0	36.6	39.6
25/12/2023	3:45	40.0	43.0	42.2		43.2	46.2	36.7	39.7
25/12/2023	3:50	39.3	42.3			42.6	45.6	36.4	39.4
25/12/2023	3:55	37.9	40.9			40.6	43.6	34.6	37.6
25/12/2023	4:00	41.5	44.5	43.1	42.7	44.4	47.4	37.9	40.9
25/12/2023	4:05	39.3	42.3			43.1	46.1	36.6	39.6
25/12/2023	4:10	38.9	41.9			42.4	45.4	35.1	38.1
25/12/2023	4:15	40.4	43.4	42.4		43.8	46.8	37.3	40.3
25/12/2023	4:20	38.3	41.3			41.4	44.4	35.0	38.0
25/12/2023	4:25	39.2	42.2			42.7	45.7	36.0	39.0
25/12/2023	4:30	39.1	42.1	42.0	42.5	42.2	45.2	35.6	38.6
25/12/2023	4:35	38.0	41.0			41.6	44.6	34.2	37.2
25/12/2023	4:40	39.7	42.7			42.8	45.8	36.0	39.0
25/12/2023	4:45	39.6	42.6	42.9		42.9	45.9	36.5	39.5
25/12/2023	4:50	41.0	44.0			43.8	46.8	37.9	40.9
25/12/2023	4:55	38.9	41.9			42.5	45.5	35.9	38.9
25/12/2023	5:00	41.0	44.0	43.5	43.1	44.4	47.4	37.2	40.2
25/12/2023	5:05	41.3	44.3			44.2	47.2	38.2	41.2
25/12/2023	5:10	38.9	41.9			42.8	45.8	35.7	38.7
25/12/2023	5:15	40.1	43.1	42.6		43.3	46.3	36.2	39.2
25/12/2023	5:20	38.3	41.3			42.1	45.1	35.6	38.6
25/12/2023	5:25	40.1	43.1			43.7	46.7	37.3	40.3
25/12/2023	5:30	38.6	41.6	42.5	42.4	42.1	45.1	35.6	38.6
25/12/2023	5:35	38.8	41.8			41.9	44.9	34.9	37.9
25/12/2023	5:40	40.7	43.7			43.9	46.9	37.3	40.3
25/12/2023	5:45	39.5	42.5	42.3		42.5	45.5	36.4	39.4
25/12/2023	5:50	38.9	41.9			42.2	45.2	35.6	38.6
25/12/2023	5:55	39.6	42.6			42.5	45.5	36.7	39.7
25/12/2023	6:00	40.2	43.2	43.2	44.1	43.8	46.8	36.9	39.9
25/12/2023	6:05	39.2	42.2			42.1	45.1	35.6	38.6
25/12/2023	6:10	41.0	44.0			43.8	46.8	38.2	41.2
25/12/2023	6:15	42.7	45.7	44.9		45.5	48.5	38.8	41.8
25/12/2023	6:20	40.6	43.6			44.3	47.3	37.4	40.4

Station: TW_M2

Remark: *For Free Field measurement, +3 dB(A) was added to the measured results.

Date	Start Time	Leq (5mins)	Leq (5mins)*	Leq (15mins)	Leq (30mins)	L10 (5mins)	L10 (5mins)*	L90 (5mins)	L90 (5mins)*
26/12/2023	0:03	39.1	42.1	42.9	43.3	40.0	43.0	38.4	41.4
26/12/2023	0:08	39.1	42.1			40.8	43.8	38.1	41.1
26/12/2023	0:13	41.2	44.2			42.8	45.8	40.2	43.2
26/12/2023	0:18	41.1	44.1	43.7		42.8	45.8	39.5	42.5
26/12/2023	0:23	38.7	41.7			40.1	43.1	37.1	40.1
26/12/2023	0:28	41.7	44.7			42.9	45.9	40.2	43.2
26/12/2023	0:33	41.2	44.2	42.8	42.5	41.9	44.9	39.9	42.9
26/12/2023	0:38	39.1	42.1			40.9	43.9	37.2	40.2
26/12/2023	0:43	38.5	41.5			40.2	43.2	36.7	39.7
26/12/2023	0:48	39.1	42.1	42.3		40.3	43.3	38.0	41.0
26/12/2023	0:53	38.3	41.3			39.4	42.4	37.1	40.1
26/12/2023	0:58	40.2	43.2			42.0	45.0	38.4	41.4
26/12/2023	1:03	40.4	43.4	42.2	42.5	41.3	44.3	39.4	42.4
26/12/2023	1:08	38.0	41.0			39.3	42.3	36.8	39.8
26/12/2023	1:13	38.9	41.9			39.8	42.8	38.1	41.1
26/12/2023	1:18	38.0	41.0			39.4	42.4	37.1	40.1
26/12/2023	1:23	41.0	44.0	42.8		42.8	45.8	40.1	43.1
26/12/2023	1:28	40.0	43.0			41.4	44.4	38.1	41.1
26/12/2023	1:33	40.4	43.4	42.4	42.3	42.3	45.3	38.8	41.8
26/12/2023	1:38	39.5	42.5			41.3	44.3	37.9	40.9
26/12/2023	1:43	38.1	41.1			39.9	42.9	36.2	39.2
26/12/2023	1:48	38.5	41.5	42.2		40.0	43.0	36.9	39.9
26/12/2023	1:53	39.1	42.1			40.8	43.8	37.4	40.4
26/12/2023	1:58	39.9	42.9			41.2	44.2	38.8	41.8
26/12/2023	2:03	39.1	42.1	43.0	43.3	39.8	42.8	37.2	40.2
26/12/2023	2:08	41.2	44.2			42.3	45.3	39.9	42.9
26/12/2023	2:13	39.3	42.3			41.2	44.2	38.5	41.5
26/12/2023	2:18	38.0	41.0	43.5		39.6	42.6	36.1	39.1
26/12/2023	2:23	41.5	44.5			43.4	46.4	39.9	42.9
26/12/2023	2:28	41.3	44.3			42.1	45.1	40.6	43.6
26/12/2023	2:33	41.5	44.5	42.6	42.7	43.1	46.1	40.5	43.5
26/12/2023	2:38	38.5	41.5			40.2	43.2	37.8	40.8
26/12/2023	2:43	37.9	40.9			39.5	42.5	36.7	39.7
26/12/2023	2:48	38.5	41.5	42.7		40.4	43.4	37.1	40.1
26/12/2023	2:53	40.0	43.0			41.4	44.4	38.2	41.2
26/12/2023	2:58	40.4	43.4			41.8	44.8	39.4	42.4
26/12/2023	3:03	40.8	43.8	42.6		42.5	45.5	39.8	42.8
26/12/2023	3:08	38.3	41.3	42.3		39.9	42.9	36.9	39.9
26/12/2023	3:13	38.2	41.2			39.9	42.9	37.5	40.5
26/12/2023	3:18	40.4	43.4	43.0		42.0	45.0	39.1	42.1
26/12/2023	3:23	40.9	43.9			42.3	45.3	39.2	42.2
26/12/2023	3:28	38.1	41.1			39.2	42.2	36.5	39.5
26/12/2023	3:33	40.0	43.0	42.9	42.8	41.1	44.1	39.3	42.3
26/12/2023	3:38	41.1	44.1			41.8	44.8	39.7	42.7
26/12/2023	3:43	38.1	41.1			39.1	42.1	36.3	39.3
26/12/2023	3:48	39.1	42.1	42.6		39.9	42.9	37.4	40.4
26/12/2023	3:53	41.1	44.1			42.1	45.1	39.2	42.2
26/12/2023	3:58	38.0	41.0			38.8	41.8	36.3	39.3
26/12/2023	4:03	40.6	43.6	43.3	43.2	42.0	45.0	39.1	42.1
26/12/2023	4:08	39.7	42.7			41.6	44.6	38.5	41.5
26/12/2023	4:13	40.5	43.5			42.3	45.3	39.8	42.8
26/12/2023	4:18	40.6	43.6	43.2		42.0	45.0	39.0	42.0
26/12/2023	4:23	38.4	41.4			40.1	43.1	36.5	39.5
26/12/2023	4:28	41.1	44.1			42.0	45.0	40.4	43.4
26/12/2023	4:33	38.0	41.0	42.7	42.3	39.3	42.3	36.5	39.5
26/12/2023	4:38	41.4	44.4			43.3	46.3	40.1	43.1
26/12/2023	4:43	39.1	42.1			41.0	44.0	37.7	40.7
26/12/2023	4:48	37.9	40.9	41.8		39.7	42.7	36.9	39.9
26/12/2023	4:53	38.3	41.3			39.9	42.9	37.4	40.4
26/12/2023	4:58	40.0	43.0			40.7	43.7	38.1	41.1
26/12/2023	5:03	38.6	41.6	41.8	42.6	40.0	43.0	37.2	40.2
26/12/2023	5:08	38.0	41.0			39.8	42.8	36.3	39.3
26/12/2023	5:13	39.6	42.6			40.6	43.6	38.7	41.7
26/12/2023	5:18	39.2	42.2	43.2		41.0	44.0	37.5	40.5
26/12/2023	5:23	40.4	43.4			41.6	44.6	39.2	42.2
26/12/2023	5:28	40.9	43.9			42.7	45.7	39.8	42.8
26/12/2023	5:33	40.6	43.6	42.2	43.7	42.3	45.3	39.7	42.7
26/12/2023	5:38	37.9	40.9			40.0	43.0	35.8	38.8
26/12/2023	5:43	38.8	41.8			40.2	43.2	36.4	39.4
26/12/2023	5:48	42.1	45.1	44.8		44.4	47.4	40.7	43.7
26/12/2023	5:53	40.6	43.6			42.3	45.3	39.2	42.2
26/12/2023	5:58	42.4	45.4			44.3	47.3	40.4	43.4
26/12/2023	6:03	40.5	43.5	43.4	45.2	41.8	44.8	38.3	41.3
26/12/2023	6:08	40.8	43.8			43.0	46.0	39.4	42.4
26/12/2023	6:13	40.0	43.0			41.4	44.4	38.8	41.8
26/12/2023	6:18	43.7	46.7	46.5		45.4	48.4	42.2	45.2
26/12/2023	6:23	41.8	44.8			43.9	46.9	40.3	43.3
26/12/2023	6:28	44.5	47.5			46.7	49.7	41.8	44.8
26/12/2023	6:33	43.1	46.1	46.3	45.9	45.6	48.6	40.5	43.5
26/12/2023	6:38	41.6	44.6			44.1	47.1	39.1	42.1
26/12/2023	6:43	44.6	47.6			46.5	49.5	42.5	45.5
26/12/2023	6:48	41.0	44.0			43.1	46.1	38.8	41.8
26/12/2023	6:53	42.6	45.6	45.4		44.5	47.5	40.5	43.5
26/12/2023	6:58	43.3	46.3			45.7	48.7	40.6	43.6
26/12/2023	23:03	38.5	41.5	42.5	42.8	42.2	45.2	34.8	37.8
26/12/2023	23:08	38.0	41.0			41.2	44.2	34.8	37.8
26/12/2023	23:13	41.2	44.2			44.0	47.0	38.4	41.4
26/12/2023	23:18	38.5	41.5	43.2		41.2	44.2	34.9	37.9
26/12/2023	23:23	40.3	43.3			43.2	46.2	36.8	39.8
26/12/2023	23:28	41.3	44.3			44.0	47.0	38.6	41.6
26/12/2023	23:33	40.8	43.8	42.7	42.3	44.4	47.4	37.6	40.6
26/12/2023	23:38	38.6	41.6			42.1	45.1	35.0	38.0
26/12/2023	23:43	39.5	42.5			43.3	46.3	36.6	39.6
26/12/2023	23:48	38.8	41.8			42.6	45.6	35.2	38.2
26/12/2023	23:53	38.5	41.5	41.8		41.3	44.3	35.8	38.8
26/12/2023	23:58	39.2	42.2			42.6	45.6	35.9	38.9
			Mean	43.1	43.1				
			Maximum	46.5	45.9				
			Minimum	41.8	42.3				

Date	Start Time	Leq (5mins)	Leq (5mins)*	Leq (15mins)	Leq (30mins)	L10 (5mins)	L10 (5mins)*	L90 (5mins)	L90 (5mins)*
27/12/2023	0:03	40.0	43.0	42.8	43.4	42.9	45.9	36.7	39.7
27/12/2023	0:08	40.9	43.9			44.1	47.1	37.5	40.5
27/12/2023	0:13	38.0	41.0			40.8	43.8	34.7	37.7
27/12/2023	0:18	41.7	44.7	43.9		45.4	48.4	38.3	41.3
27/12/2023	0:23	40.8	43.8			44.5	47.5	37.6	40.6
27/12/2023	0:28	40.1	43.1			43.5	46.5	36.4	39.4
27/12/2023	0:33	41.2	44.2	43.0	43.0	44.2	47.2	37.8	40.8
27/12/2023	0:38	38.0	41.0			41.3	44.3	34.8	37.8
27/12/2023	0:43	40.3	43.3			43.7	46.7	37.5	40.5
27/12/2023	0:48	40.6	43.6			43.8	46.8	37.6	40.6
27/12/2023	0:53	38.5	41.5	43.0		42.0	45.0	35.5	38.5
27/12/2023	0:58	40.6	43.6			43.9	46.9	37.0	40.0
27/12/2023	1:03	39.5	42.5	43.2	43.1	43.3	46.3	35.9	38.9
27/12/2023	1:08	40.1	43.1			43.7	46.7	36.4	39.4
27/12/2023	1:13	41.0	44.0			44.8	47.8	37.6	40.6
27/12/2023	1:18	40.3	43.3			43.2	46.2	36.9	39.9
27/12/2023	1:23	38.3	41.3	43.0		41.3	44.3	35.5	38.5
27/12/2023	1:28	41.0	44.0			44.6	47.6	37.9	40.9
27/12/2023	1:33	40.0	43.0	43.1	43.6	43.6	46.6	36.9	39.9
27/12/2023	1:38	39.2	42.2			42.2	45.2	35.9	38.9
27/12/2023	1:43	41.0	44.0			44.1	47.1	38.1	41.1
27/12/2023	1:48	39.7	42.7	44.1		43.4	46.4	36.2	39.2
27/12/2023	1:53	41.6	44.6			45.0	48.0	38.6	41.6
27/12/2023	1:58	41.6	44.6			44.6	47.6	38.7	41.7
27/12/2023	2:03	38.0	41.0	43.3	43.6	41.9	44.9	34.5	37.5
27/12/2023	2:08	41.3	44.3			44.7	47.7	38.1	41.1
27/12/2023	2:13	41.0	44.0			44.2	47.2	37.4	40.4
27/12/2023	2:18	41.2	44.2	43.9		44.7	47.7	37.6	40.6
27/12/2023	2:23	40.5	43.5			44.0	47.0	36.9	39.9
27/12/2023	2:28	40.9	43.9			44.1	47.1	37.6	40.6
27/12/2023	2:33	40.0	43.0	42.1	42.6	43.4	46.4	36.5	39.5
27/12/2023	2:38	38.4	41.4			41.9	44.9	34.7	37.7
27/12/2023	2:43	38.8	41.8			42.0	45.0	35.3	38.3
27/12/2023	2:48	39.9	42.9	43.0		43.7	46.7	36.9	39.9
27/12/2023	2:53	40.4	43.4			44.1	47.1	37.7	40.7
27/12/2023	2:58	39.7	42.7			42.4	45.4	36.6	39.6
27/12/2023	3:03	41.5	44.5	43.8	43.6	44.9	47.9	37.9	40.9
27/12/2023	3:08	38.6	41.6			41.5	44.5	35.8	38.8
27/12/2023	3:13	41.7	44.7			45.1	48.1	38.8	41.8
27/12/2023	3:18	38.1	41.1	43.4		41.4	44.4	35.3	38.3
27/12/2023	3:23	41.2	44.2			44.7	47.7	38.2	41.2
27/12/2023	3:28	41.3	44.3			44.9	47.9	37.6	40.6
27/12/2023	3:33	39.4	42.4	42.6	42.7	42.8	45.8	35.9	38.9
27/12/2023	3:38	39.9	42.9			43.6	46.6	37.2	40.2
27/12/2023	3:43	39.6	42.6			42.3	45.3	36.2	39.2
27/12/2023	3:48	40.6	43.6	42.7		44.3	47.3	37.2	40.2
27/12/2023	3:53	40.1	43.1			42.8	45.8	37.2	40.2
27/12/2023	3:58	37.9	40.9			41.8	44.8	35.0	38.0
27/12/2023	4:03	38.6	41.6	43.2	42.9	41.7	44.7	35.2	38.2
27/12/2023	4:08	39.9	42.9			43.1	46.1	36.3	39.3
27/12/2023	4:13	41.6	44.6			44.7	47.7	37.7	40.7
27/12/2023	4:18	39.7	42.7	42.7		43.1	46.1	36.6	39.6
27/12/2023	4:23	39.5	42.5			42.8	45.8	35.9	38.9
27/12/2023	4:28	39.8	42.8			42.9	45.9	37.0	40.0
27/12/2023	4:33	39.6	42.6	43.4	43.0	43.0	46.0	35.9	38.9
27/12/2023	4:38	39.6	42.6			42.6	45.6	36.4	39.4
27/12/2023	4:43	41.6	44.6			44.4	47.4	38.5	41.5
27/12/2023	4:48	40.6	43.6	42.6		43.3	46.3	36.7	39.7
27/12/2023	4:53	38.3	41.3			41.1	44.1	35.1	38.1
27/12/2023	4:58	39.5	42.5			42.8	45.8	36.3	39.3
27/12/2023	5:03	40.7	43.7	43.8	43.8	44.0	47.0	37.8	40.8
27/12/2023	5:08	41.4	44.4			44.1	47.1	37.5	40.5
27/12/2023	5:13	40.2	43.2			43.8	46.8	36.9	39.9
27/12/2023	5:18	41.5	44.5			45.1	48.1	38.5	41.5
27/12/2023	5:23	39.8	42.8	43.8		43.1	46.1	35.9	38.9
27/12/2023	5:28	40.9	43.9			44.3	47.3	38.1	41.1
27/12/2023	5:33	38.5	41.5	43.8	44.5	41.2	44.2	35.4	38.4
27/12/2023	5:38	41.3	44.3			44.3	47.3	37.7	40.7
27/12/2023	5:43	42.0	45.0			45.2	48.2	39.0	42.0
27/12/2023	5:48	41.7	44.7	45.0		45.3	48.3	37.9	40.9
27/12/2023	5:53	41.6	44.6			44.5	47.5	38.9	41.9
27/12/2023	5:58	42.7	45.7			46.6	49.6	39.7	42.7
27/12/2023	6:03	40.7	43.7	45.1	45.1	44.3	47.3	38.0	41.0
27/12/2023	6:08	40.3	43.3			43.0	46.0	36.7	39.7
27/12/2023	6:13	44.1	47.1			47.1	50.1	40.6	43.6
27/12/2023	6:18	41.0	44.0			44.2	47.2	37.2	40.2
27/12/2023	6:23	42.7	45.7	45.1		45.4	48.4	40.0	43.0
27/12/2023	6:28	42.3	45.3			45.9	48.9	38.9	41.9
27/12/2023	6:33	42.3	45.3	46.2	45.7	45.9	48.9	38.9	41.9
27/12/2023	6:38	44.3	47.3			47.7	50.7	40.7	43.7
27/12/2023	6:43	42.6	45.6			46.1	49.1	38.9	41.9
27/12/2023	6:48	43.2	46.2	45.2		46.0	49.0	39.5	42.5
27/12/2023	6:53	41.6	44.6			45.2	48.2	38.7	41.7
27/12/2023	6:58	41.7	44.7			45.4	48.4	38.4	41.4
27/12/2023	23:04	39.0	42.0	42.7	42.4	40.2	43.2	37.8	40.8
27/12/2023	23:09	40.7	43.7			41.6	44.6	39.7	42.7
27/12/2023	23:14	39.3	42.3			40.0	43.0	37.5	40.5
27/12/2023	23:19	39.7	42.7	42.0		40.5	43.5	38.4	41.4
27/12/2023	23:24	39.1	42.1			40.0	43.0	38.3	41.3
27/12/2023	23:29	38.1	41.1			39.4	42.4	36.7	39.7
27/12/2023	23:34	39.6	42.6	43.5	43.0	41.0	44.0	38.1	41.1
27/12/2023	23:39	41.0	44.0			42.3	45.3	39.6	42.6
27/12/2023	23:44	40.8	43.8			42.0	45.0	39.2	42.2
27/12/2023	23:49	40.5	43.5	42.5		41.7	44.7	39.3	42.3
27/12/2023	23:54	39.5	42.5			41.4	44.4	38.3	41.3
27/12/2023	23:59	38.3	41.3			39.4	42.4	37.1	40.1
			Mean	43.5	43.5				
			Maximum	46.2	45.7				
			Minimum	42.0	42.4				

Date	Start Time	Leq (5mins)	Leq (5mins)*	Leq (15mins)	Leq (30mins)	L10 (5mins)	L10 (5mins)*	L90 (5mins)	L90 (5mins)*
28/12/2023	0:04	39.9	42.9	43.5	43.0	41.5	44.5	39.0	42.0
28/12/2023	0:09	39.6	42.6			41.2	44.2	37.9	40.9
28/12/2023	0:14	41.7	44.7			43.5	46.5	41.0	44.0
28/12/2023	0:19	38.2	41.2	42.5		40.0	43.0	36.3	39.3
28/12/2023	0:24	41.1	44.1			41.8	44.8	40.1	43.1
28/12/2023	0:29	38.5	41.5			39.9	42.9	36.7	39.7
28/12/2023	0:34	38.0	41.0	42.1	42.0	38.9	41.9	36.5	39.5
28/12/2023	0:39	37.9	40.9			39.7	42.7	36.1	39.1
28/12/2023	0:44	40.7	43.7			41.8	44.8	40.0	43.0
28/12/2023	0:49	40.5	43.5	41.9		42.0	45.0	39.5	42.5
28/12/2023	0:54	37.9	40.9			39.0	42.0	36.7	39.7
28/12/2023	0:59	37.9	40.9			39.2	42.2	36.7	39.7
28/12/2023	1:04	40.4	43.4	43.6	43.6	42.0	45.0	39.7	42.7
28/12/2023	1:09	40.2	43.2			41.5	44.5	39.2	42.2
28/12/2023	1:14	41.2	44.2			43.1	46.1	39.7	42.7
28/12/2023	1:19	39.6	42.6	43.6		40.4	43.4	38.6	41.6
28/12/2023	1:24	40.8	43.8			42.1	45.1	40.1	43.1
28/12/2023	1:29	41.3	44.3			42.9	45.9	40.3	43.3
28/12/2023	1:34	40.1	43.1	41.9	42.8	40.9	43.9	38.5	41.5
28/12/2023	1:39	38.1	41.1			40.0	43.0	37.1	40.1
28/12/2023	1:44	38.3	41.3			39.2	42.2	37.6	40.6
28/12/2023	1:49	41.4	44.4	43.6		43.0	46.0	40.7	43.7
28/12/2023	1:54	41.5	44.5			42.8	45.8	39.8	42.8
28/12/2023	1:59	38.1	41.1			39.8	42.8	36.7	39.7
28/12/2023	2:04	41.4	44.4	43.7	42.9	42.5	45.5	39.6	42.6
28/12/2023	2:09	39.3	42.3			41.0	44.0	37.4	40.4
28/12/2023	2:14	41.2	44.2			42.6	45.6	40.3	43.3
28/12/2023	2:19	38.2	41.2	42.0		39.1	42.1	37.0	40.0
28/12/2023	2:24	38.8	41.8			40.2	43.2	37.6	40.6
28/12/2023	2:29	39.8	42.8			41.6	44.6	38.9	41.9
28/12/2023	2:34	38.7	41.7	42.2	42.7	39.4	42.4	37.9	40.9
28/12/2023	2:39	39.7	42.7			41.5	44.5	38.4	41.4
28/12/2023	2:44	39.2	42.2			40.4	43.4	37.9	40.9
28/12/2023	2:49	41.3	44.3	43.2		43.2	46.2	39.7	42.7
28/12/2023	2:54	39.0	42.0			40.7	43.7	38.1	41.1
28/12/2023	2:59	40.0	43.0			41.2	44.2	38.8	41.8
28/12/2023	3:04	41.3	44.3	44.0	43.2	42.6	45.6	40.0	43.0
28/12/2023	3:09	41.7	44.7			42.9	45.9	40.3	43.3
28/12/2023	3:14	39.6	42.6			41.0	44.0	37.9	40.9
28/12/2023	3:19	38.9	41.9	42.4		40.6	43.6	37.5	40.5
28/12/2023	3:24	40.1	43.1			41.8	44.8	38.9	41.9
28/12/2023	3:29	39.1	42.1			40.3	43.3	37.2	40.2
28/12/2023	3:34	40.5	43.5	44.0	43.5	41.9	44.9	39.4	42.4
28/12/2023	3:39	40.7	43.7			42.5	45.5	38.9	41.9
28/12/2023	3:44	41.6	44.6			43.4	46.4	40.1	43.1
28/12/2023	3:49	39.1	42.1	42.9		40.2	43.2	37.7	40.7
28/12/2023	3:54	38.5	41.5			40.4	43.4	37.2	40.2
28/12/2023	3:59	41.5	44.5			42.5	45.5	40.2	43.2
28/12/2023	4:04	41.0	44.0	43.0	42.7	41.8	44.8	40.1	43.1
28/12/2023	4:09	39.5	42.5			41.1	44.1	37.7	40.7
28/12/2023	4:14	39.2	42.2			40.1	43.1	38.5	41.5
28/12/2023	4:19	39.7	42.7	42.5		41.5	44.5	37.8	40.8
28/12/2023	4:24	38.1	41.1			39.9	42.9	36.3	39.3
28/12/2023	4:29	40.4	43.4			41.4	44.4	39.5	42.5
28/12/2023	4:34	41.2	44.2	42.7	42.9	43.1	46.1	39.9	42.9
28/12/2023	4:39	38.4	41.4			39.6	42.6	36.8	39.8
28/12/2023	4:44	39.1	42.1			40.5	43.5	38.3	41.3
28/12/2023	4:49	41.6	44.6	43.0		42.8	45.8	40.5	43.5
28/12/2023	4:54	39.6	42.6			40.4	43.4	37.8	40.8
28/12/2023	4:59	38.2	41.2			39.3	42.3	37.5	40.5
28/12/2023	5:04	41.5	44.5	44.2	43.4	42.9	45.9	40.3	43.3
28/12/2023	5:09	40.1	43.1			41.6	44.6	38.7	41.7
28/12/2023	5:14	41.7	44.7			42.7	45.7	40.2	43.2
28/12/2023	5:19	39.5	42.5	42.4		40.3	43.3	38.0	41.0
28/12/2023	5:24	40.4	43.4			42.2	45.2	39.2	42.2
28/12/2023	5:29	38.0	41.0			39.4	42.4	36.1	39.1
28/12/2023	5:34	41.4	44.4	43.9	43.9	42.5	45.5	40.7	43.7
28/12/2023	5:39	40.7	43.7			42.3	45.3	38.7	41.7
28/12/2023	5:44	40.6	43.6			41.8	44.8	38.8	41.8
28/12/2023	5:49	39.9	42.9			42.0	45.0	37.9	40.9
28/12/2023	5:54	40.3	43.3	44.0		41.7	44.7	38.8	41.8
28/12/2023	5:59	42.3	45.3			44.0	47.0	40.0	43.0
28/12/2023	6:04	42.6	45.6	44.8	45.1	44.0	47.0	41.1	44.1
28/12/2023	6:09	40.7	43.7			42.9	45.9	38.7	41.7
28/12/2023	6:14	41.8	44.8			43.7	46.7	40.6	43.6
28/12/2023	6:19	43.1	46.1	45.4		44.6	47.6	40.8	43.8
28/12/2023	6:24	42.1	45.1			43.3	46.3	40.0	43.0

Station: TW_M2

Remark: *For Free Field measurement, +3 dB(A) was added to the measured results.

Date	Start Time	Leq (5mins)	Leq (5mins)*	Leq (15mins)	Leq (30mins)	L10 (5mins)	L10 (5mins)*	L90 (5mins)	L90 (5mins)*
29/12/2023	0:04	41.4	44.4	43.2	42.7	42.4	45.4	40.7	43.7
29/12/2023	0:09	38.9	41.9			40.8	43.8	37.4	40.4
29/12/2023	0:14	39.8	42.8			41.5	44.5	38.5	41.5
29/12/2023	0:19	39.0	42.0	42.2		40.4	43.4	37.3	40.3
29/12/2023	0:24	38.6	41.6			39.3	42.3	37.6	40.6
29/12/2023	0:29	39.8	42.8			41.3	44.3	38.3	41.3
29/12/2023	0:34	38.9	41.9	42.4	42.4	40.7	43.7	37.5	40.5
29/12/2023	0:39	39.4	42.4			40.3	43.3	38.2	41.2
29/12/2023	0:44	39.8	42.8			40.6	43.6	39.1	42.1
29/12/2023	0:49	39.0	42.0	42.3		39.8	42.8	37.2	40.2
29/12/2023	0:54	38.2	41.2			39.3	42.3	36.6	39.6
29/12/2023	0:59	40.5	43.5			41.8	44.8	39.8	42.8
29/12/2023	1:04	39.7	42.7	43.1	43.4	40.9	43.9	37.9	40.9
29/12/2023	1:09	39.7	42.7			41.3	44.3	38.0	41.0
29/12/2023	1:14	40.9	43.9			42.5	45.5	39.9	42.9
29/12/2023	1:19	41.0	44.0	43.7		42.2	45.2	40.1	43.1
29/12/2023	1:24	41.7	44.7			43.1	46.1	40.8	43.8
29/12/2023	1:29	39.1	42.1			40.0	43.0	38.2	41.2
29/12/2023	1:34	38.8	41.8	42.3	42.7	40.4	43.4	37.0	40.0
29/12/2023	1:39	40.4	43.4			41.8	44.8	39.2	42.2
29/12/2023	1:44	38.3	41.3			39.8	42.8	37.0	40.0
29/12/2023	1:49	39.0	42.0	43.1		39.9	42.9	37.9	40.9
29/12/2023	1:54	40.2	43.2			42.0	45.0	38.4	41.4
29/12/2023	1:59	41.0	44.0			42.9	45.9	40.3	43.3
29/12/2023	2:04	39.0	42.0	42.9	42.7	40.9	43.9	37.2	40.2
29/12/2023	2:09	41.3	44.3			42.4	45.4	40.1	43.1
29/12/2023	2:14	39.1	42.1			40.3	43.3	37.4	40.4
29/12/2023	2:19	40.4	43.4	42.5		41.7	44.7	38.9	41.9
29/12/2023	2:24	39.3	42.3			40.0	43.0	38.2	41.2
29/12/2023	2:29	38.6	41.6			40.5	43.5	37.7	40.7
29/12/2023	2:34	39.9	42.9			41.6	44.6	39.2	42.2
29/12/2023	2:39	38.5	41.5	42.0	42.2	39.3	42.3	36.7	39.7
29/12/2023	2:44	38.4	41.4			39.6	42.6	37.0	40.0
29/12/2023	2:49	39.0	42.0	42.4		39.7	42.7	37.3	40.3
29/12/2023	2:54	38.4	41.4			39.9	42.9	36.9	39.9
29/12/2023	2:59	40.5	43.5			42.4	45.4	38.9	41.9
29/12/2023	3:04	38.2	41.2	42.4	42.8	39.3	42.3	37.5	40.5
29/12/2023	3:09	39.8	42.8			41.0	44.0	38.9	41.9
29/12/2023	3:14	40.0	43.0			41.7	44.7	39.2	42.2
29/12/2023	3:19	40.5	43.5	43.1		41.5	44.5	38.6	41.6
29/12/2023	3:24	38.7	41.7			39.4	42.4	37.8	40.8
29/12/2023	3:29	40.9	43.9			42.1	45.1	39.6	42.6
29/12/2023	3:34	38.9	41.9	42.1	43.0	40.3	43.3	37.3	40.3
29/12/2023	3:39	38.5	41.5			39.8	42.8	37.4	40.4
29/12/2023	3:44	39.7	42.7			40.4	43.4	38.3	41.3
29/12/2023	3:49	41.4	44.4	43.8		42.4	45.4	40.3	43.3
29/12/2023	3:54	41.7	44.7			43.5	46.5	40.5	43.5
29/12/2023	3:59	38.5	41.5			40.1	43.1	37.7	40.7
29/12/2023	4:04	41.1	44.1	43.7	43.1	42.9	45.9	40.1	43.1
29/12/2023	4:09	41.7	44.7			42.9	45.9	39.8	42.8
29/12/2023	4:14	39.0	42.0			40.8	43.8	37.2	40.2
29/12/2023	4:19	38.4	41.4	42.4		40.2	43.2	36.8	39.8
29/12/2023	4:24	38.8	41.8			40.7	43.7	37.3	40.3
29/12/2023	4:29	40.6	43.6			42.5	45.5	39.1	42.1
29/12/2023	4:34	38.8	41.8	42.8	42.9	40.1	43.1	37.3	40.3
29/12/2023	4:39	40.2	43.2			41.7	44.7	39.0	42.0
29/12/2023	4:44	40.3	43.3			41.4	44.4	39.2	42.2
29/12/2023	4:49	40.4	43.4	43.0		41.4	44.4	39.2	42.2
29/12/2023	4:54	40.8	43.8			42.1	45.1	39.5	42.5
29/12/2023	4:59	38.6	41.6			39.3	42.3	37.1	40.1
29/12/2023	5:04	41.7	44.7	43.8	43.4	42.8	45.8	40.5	43.5
29/12/2023	5:09	39.4	42.4			40.3	43.3	38.4	41.4
29/12/2023	5:14	40.9	43.9			42.2	45.2	39.1	42.1
29/12/2023	5:19	39.3	42.3	43.0		40.7	43.7	37.5	40.5
29/12/2023	5:24	39.3	42.3			41.0	44.0	37.9	40.9
29/12/2023	5:29	41.2	44.2			43.0	46.0	40.0	43.0
29/12/2023	5:34	38.5	41.5	42.0	43.0	39.5	42.5	37.6	40.6
29/12/2023	5:39	39.3	42.3			40.6	43.6	38.6	41.6
29/12/2023	5:44	39.2	42.2			40.6	43.6	37.3	40.3
29/12/2023	5:49	38.7	41.7	43.8		40.1	43.1	36.9	39.9
29/12/2023	5:54	40.0	43.0			41.7	44.7	38.8	41.8
29/12/2023	5:59	42.7	45.7			44.8	47.8	40.4	43.4
29/12/2023	6:04	42.4	45.4	44.8	44.7	43.8	46.8	40.1	43.1
29/12/2023	6:09	41.9	44.9			43.6	46.6	39.8	42.8
29/12/2023	6:14	41.1	44.1			43.5	46.5	39.6	42.6
29/12/2023	6:19	40.1	43.1	44.5		41.7	44.7	38.9	41.9
29/12/2023	6:24	42.5	45.5			44.0	47.0	41.2	44.2
29/12/2023	6:29	41.7	44.7			43.7	46.7	39.6	42.6
29/12/2023	6:34	41.8	44.8	44.9	45.6	44.4	47.4	39.6	42.6
29/12/2023	6:39	40.9	43.9			42.7	45.7	38.4	41.4
29/12/2023	6:44	42.8	45.8			44.6	47.6	40.7	43.7
29/12/2023	6:49	44.2	47.2	46.2		46.5	49.5	41.9	44.9
29/12/2023	6:54	43.4	46.4			46.0	49.0	41.1	44.1
29/12/2023	6:59	41.4	44.4			43.2	46.2	39.4	42.4

Date	Start Time	Leq (5mins)	Leq (5mins)*	Leq (15mins)	Leq (30mins)	L10 (5mins)	L10 (5mins)*	L90 (5mins)	L90 (5mins)*
29/12/2023	23:02	39.3	42.3	42.6	43.2	42.3	45.3	36.3	39.3
29/12/2023	23:07	40.5	43.5			44.3	47.3	36.8	39.8
29/12/2023	23:12	38.9	41.9			41.9	44.9	35.9	38.9
29/12/2023	23:17	41.5	44.5	43.7		45.3	48.3	37.9	40.9
29/12/2023	23:22	39.6	42.6			42.7	45.7	36.3	39.3
29/12/2023	23:27	40.7	43.7			44.4	47.4	37.2	40.2
29/12/2023	23:32	39.9	42.9	42.4	42.5	43.4	46.4	36.3	39.3
29/12/2023	23:37	38.6	41.6			42.5	45.5	35.3	38.3
29/12/2023	23:42	39.7	42.7			43.5	46.5	36.8	39.8
29/12/2023	23:47	38.2	41.2			41.3	44.3	34.9	37.9
29/12/2023	23:52	39.9	42.9	42.5		43.1	46.1	36.3	39.3
29/12/2023	23:57	40.1	43.1			42.9	45.9	37.3	40.3
			Mean	43.1	43.1				
			Maximum	46.2	45.6				
			Minimum	42.0	42.2				

Date	Start Time	Leq (5mins)	Leq (5mins)*	Leq (15mins)	Leq (30mins)	L10 (5mins)	L10 (5mins)*	L90 (5mins)	L90 (5mins)*
30/12/2023	0:02	40.3	43.3	42.4	42.9	43.4	46.4	36.4	39.4
30/12/2023	0:07	38.1	41.1			41.2	44.2	34.9	37.9
30/12/2023	0:12	39.4	42.4			42.4	45.4	36.7	39.7
30/12/2023	0:17	41.0	44.0	43.3		44.7	47.7	37.7	40.7
30/12/2023	0:22	40.1	43.1			44.0	47.0	37.0	40.0
30/12/2023	0:27	39.7	42.7			43.4	46.4	37.0	40.0
30/12/2023	0:32	40.3	43.3	43.1	43.7	43.8	46.8	36.5	39.5
30/12/2023	0:37	41.1	44.1			44.0	47.0	37.6	40.6
30/12/2023	0:42	38.3	41.3			41.4	44.4	34.5	37.5
30/12/2023	0:47	41.6	44.6	44.3		45.4	48.4	38.6	41.6
30/12/2023	0:52	40.7	43.7			43.7	46.7	37.7	40.7
30/12/2023	0:57	41.6	44.6			44.8	47.8	38.7	41.7
30/12/2023	1:02	39.8	42.8	42.7	43.2	42.5	45.5	36.0	39.0
30/12/2023	1:07	38.9	41.9			42.6	45.6	35.9	38.9
30/12/2023	1:12	40.4	43.4			44.0	47.0	37.6	40.6
30/12/2023	1:17	41.6	44.6	43.7		45.1	48.1	37.9	40.9
30/12/2023	1:22	39.5	42.5			43.3	46.3	36.4	39.4
30/12/2023	1:27	40.6	43.6			43.6	46.6	36.7	39.7
30/12/2023	1:32	40.5	43.5	42.4	42.6	44.2	47.2	36.7	39.7
30/12/2023	1:37	38.6	41.6			42.2	45.2	35.7	38.7
30/12/2023	1:42	38.7	41.7			41.7	44.7	35.6	38.6
30/12/2023	1:47	40.0	43.0	42.8		42.7	45.7	37.1	40.1
30/12/2023	1:52	40.9	43.9			44.5	47.5	37.7	40.7
30/12/2023	1:57	38.0	41.0			40.9	43.9	34.8	37.8
30/12/2023	2:02	40.4	43.4	43.6	43.3	43.7	46.7	36.8	39.8
30/12/2023	2:07	40.0	43.0			43.9	46.9	36.2	39.2
30/12/2023	2:12	41.4	44.4			44.3	47.3	37.7	40.7
30/12/2023	2:17	38.9	41.9	42.8		41.7	44.7	35.9	38.9
30/12/2023	2:22	41.6	44.6			45.5	48.5	38.4	41.4
30/12/2023	2:27	38.2	41.2			41.2	44.2	34.7	37.7
30/12/2023	2:32	41.5	44.5	43.4	42.9	44.9	47.9	37.8	40.8
30/12/2023	2:37	39.5	42.5			43.4	46.4	36.1	39.1
30/12/2023	2:42	39.8	42.8			42.6	45.6	37.0	40.0
30/12/2023	2:47	38.6	41.6	42.4		41.6	44.6	35.1	38.1
30/12/2023	2:52	38.1	41.1			41.1	44.1	35.1	38.1
30/12/2023	2:57	41.0	44.0			43.8	46.8	38.3	41.3
30/12/2023	3:02	38.4	41.4	42.4	42.1	41.9	44.9	35.5	38.5
30/12/2023	3:07	40.5	43.5			43.9	46.9	36.6	39.6
30/12/2023	3:12	38.9	41.9			41.9	44.9	35.3	38.3
30/12/2023	3:17	38.7	41.7	41.9		41.8	44.8	35.6	38.6
30/12/2023	3:22	39.9	42.9			42.9	45.9	36.2	39.2
30/12/2023	3:27	37.9	40.9			40.6	43.6	34.9	37.9
30/12/2023	3:32	41.4	44.4	42.8	43.2	44.8	47.8	37.8	40.8
30/12/2023	3:37	38.7	41.7			41.7	44.7	34.9	37.9
30/12/2023	3:42	38.9	41.9			42.0	45.0	35.0	38.0
30/12/2023	3:47	40.7	43.7	43.5		44.4	47.4	37.1	40.1
30/12/2023	3:52	38.3	41.3			42.2	45.2	35.3	38.3
30/12/2023	3:57	41.7	44.7			45.3	48.3	38.9	41.9
30/12/2023	4:02	40.2	43.2	43.6	42.9	43.1	46.1	36.6	39.6
30/12/2023	4:07	40.9	43.9			44.4	47.4	37.4	40.4
30/12/2023	4:12	40.8	43.8			44.3	47.3	37.6	40.6
30/12/2023	4:17	39.4	42.4	42.0		42.6	45.6	36.5	39.5
30/12/2023	4:22	39.3	42.3			42.6	45.6	36.4	39.4
30/12/2023	4:27	38.2	41.2			40.9	43.9	35.4	38.4
30/12/2023	4:32	39.7	42.7	42.3	42.6	43.5	46.5	36.6	39.6
30/12/2023	4:37	38.2	41.2			41.1	44.1	35.0	38.0
30/12/2023	4:42	39.8	42.8			43.6	46.6	36.7	39.7
30/12/2023	4:47	40.7	43.7	42.9		44.1	47.1	37.1	40.1
30/12/2023	4:52	39.9	42.9			43.3	46.3	36.5	39.5
30/12/2023	4:57	39.0	42.0			42.3	45.3	35.4	38.4
30/12/2023	5:02	40.1	43.1	42.7	42.4	42.8	45.8	37.4	40.4
30/12/2023	5:07	38.7	41.7			42.6	45.6	35.7	38.7
30/12/2023	5:12	40.2	43.2			43.3	46.3	36.4	39.4
30/12/2023	5:17	40.0	43.0	42.1		43.4	46.4	36.1	39.1
30/12/2023	5:22	38.6	41.6			42.5	45.5	35.9	38.9
30/12/2023	5:27	38.6	41.6			41.7	44.7	34.8	37.8
30/12/2023	5:32	40.6	43.6	43.1	43.7	43.4	46.4	36.9	39.9
30/12/2023	5:37	38.4	41.4			41.1	44.1	34.7	37.7
30/12/2023	5:42	41.0	44.0			44.2	47.2	37.3	40.3
30/12/2023	5:47	41.6	44.6	44.1		44.8	47.8	38.0	41.0
30/12/2023	5:52	41.6	44.6			45.1	48.1	38.2	41.2
30/12/2023	5:57	40.0	43.0			43.7	46.7	36.3	39.3
30/12/2023	6:02	42.6	45.6	45.6	46.5	45.5	48.5	39.0	42.0
30/12/2023	6:07	42.6	45.6			46.2	49.2	38.8	41.8
30/12/2023	6:12	42.5	45.5			45.9	48.9	39.1	42.1
30/12/2023	6:17	44.0	47.0	47.2		46.7	49.7	41.2	44.2
30/12/2023	6:22	44.1	47.1			46.9	49.9	41.4	44.4
30/12/2023	6:27	44.6	47.6			48.4	51.4	41.1	44.1
30/12/2023	6:32	44.3	47.3	45.4	45.3	47.8	50.8	40.9	43.9
30/12/2023	6:37	41.0	44.0			44.6	47.6	37.6	40.6
30/12/2023	6:42	40.9	43.9			43.7	46.7	37.4	40.4
30/12/2023	6:47	42.4	45.4	45.2		45.5	48.5	38.8	41.8
30/12/2023	6:52	41.5	44.5			45.1	48.1	37.8	40.8
30/12/2023	6:57	42.7	45.7			46.3	49.3	39.0	42.0

Date	Start Time	Leq (5mins)	Leq (5mins)*	Leq (15mins)	Leq (30mins)	L10 (5mins)	L10 (5mins)*	L90 (5mins)	L90 (5mins)*
30/12/2023	23:02	38.6	41.6	42.7	42.5	41.6	44.6	34.8	37.8
30/12/2023	23:07	40.8	43.8			43.6	46.6	37.1	40.1
30/12/2023	23:12	39.5	42.5			43.1	46.1	36.3	39.3
30/12/2023	23:17	40.3	43.3	42.2		43.9	46.9	37.5	40.5
30/12/2023	23:22	38.4	41.4			42.0	45.0	35.6	38.6
30/12/2023	23:27	38.8	41.8			42.0	45.0	35.4	38.4
30/12/2023	23:32	38.2	41.2	42.1	42.7	41.9	44.9	34.6	37.6
30/12/2023	23:37	38.9	41.9			42.3	45.3	35.1	38.1
30/12/2023	23:42	40.1	43.1			44.0	47.0	36.5	39.5
30/12/2023	23:47	39.7	42.7	43.2		43.0	46.0	35.9	38.9
30/12/2023	23:52	41.7	44.7			44.6	47.6	38.7	41.7
30/12/2023	23:57	38.8	41.8			41.8	44.8	35.5	38.5
			Mean	43.3	43.3				
			Maximum	47.2	46.5				
			Minimum	41.9	42.1				

Date	Start Time	Leq (5mins)	Leq (5mins)*	Leq (15mins)	Leq (30mins)	L10 (5mins)	L10 (5mins)*	L90 (5mins)	L90 (5mins)*
31/12/2023	0:02	40.5	43.5	43.6	43.0	44.0	47.0	37.3	40.3
31/12/2023	0:07	40.9	43.9			44.0	47.0	37.2	40.2
31/12/2023	0:12	40.4	43.4			43.3	46.3	37.4	40.4
31/12/2023	0:17	38.0	41.0	42.4		41.9	44.9	35.1	38.1
31/12/2023	0:22	40.8	43.8			44.1	47.1	37.7	40.7
31/12/2023	0:27	38.8	41.8			41.6	44.6	35.9	38.9
31/12/2023	0:32	41.3	44.3	43.5	43.3	44.3	47.3	38.3	41.3
31/12/2023	0:37	38.4	41.4			42.3	45.3	35.3	38.3
31/12/2023	0:42	41.1	44.1			44.0	47.0	38.2	41.2
31/12/2023	0:47	40.9	43.9	43.2		44.7	47.7	37.0	40.0
31/12/2023	0:52	38.5	41.5			41.9	44.9	35.5	38.5
31/12/2023	0:57	40.9	43.9			43.6	46.6	37.4	40.4
31/12/2023	1:02	39.9	42.9	43.8	43.1	43.6	46.6	37.2	40.2
31/12/2023	1:07	41.2	44.2			43.9	46.9	38.5	41.5
31/12/2023	1:12	41.1	44.1			44.9	47.9	38.3	41.3
31/12/2023	1:17	38.1	41.1	42.2		42.0	45.0	34.9	37.9
31/12/2023	1:22	39.0	42.0			41.8	44.8	35.4	38.4
31/12/2023	1:27	40.2	43.2			43.8	46.8	36.5	39.5
31/12/2023	1:32	41.7	44.7	42.7	42.4	45.2	48.2	38.1	41.1
31/12/2023	1:37	38.1	41.1			41.6	44.6	34.2	37.2
31/12/2023	1:42	38.1	41.1			40.9	43.9	34.9	37.9
31/12/2023	1:47	38.8	41.8	42.1		42.0	45.0	35.6	38.6
31/12/2023	1:52	38.2	41.2			41.3	44.3	35.4	38.4
31/12/2023	1:57	40.1	43.1			43.6	46.6	36.7	39.7
31/12/2023	2:02	41.6	44.6	43.9	43.6	44.3	47.3	38.9	41.9
31/12/2023	2:07	40.4	43.4			43.4	46.4	37.5	40.5
31/12/2023	2:12	40.7	43.7			44.2	47.2	37.2	40.2
31/12/2023	2:17	39.5	42.5	43.2		43.4	46.4	36.2	39.2
31/12/2023	2:22	41.5	44.5			44.9	47.9	38.7	41.7
31/12/2023	2:27	39.2	42.2			42.3	45.3	35.5	38.5
31/12/2023	2:32	39.7	42.7	43.0	42.7	42.4	45.4	35.9	38.9
31/12/2023	2:37	39.1	42.1			42.1	45.1	36.1	39.1
31/12/2023	2:42	41.1	44.1			44.3	47.3	37.6	40.6
31/12/2023	2:47	39.8	42.8	42.4		42.8	45.8	36.7	39.7
31/12/2023	2:52	39.4	42.4			43.0	46.0	36.1	39.1
31/12/2023	2:57	38.8	41.8			42.4	45.4	35.4	38.4
31/12/2023	3:02	41.4	44.4	43.3	42.9	45.3	48.3	38.1	41.1
31/12/2023	3:07	38.1	41.1			40.8	43.8	35.1	38.1
31/12/2023	3:12	40.7	43.7			44.0	47.0	36.8	39.8
31/12/2023	3:17	38.7	41.7	42.4		41.7	44.7	35.3	38.3
31/12/2023	3:22	39.2	42.2			42.3	45.3	36.2	39.2
31/12/2023	3:27	40.2	43.2			42.9	45.9	37.3	40.3
31/12/2023	3:32	41.3	44.3	43.1	43.2	45.2	48.2	38.4	41.4
31/12/2023	3:37	38.6	41.6			41.6	44.6	34.8	37.8
31/12/2023	3:42	40.1	43.1			44.0	47.0	37.0	40.0
31/12/2023	3:47	39.8	42.8	43.3		43.0	46.0	36.6	39.6
31/12/2023	3:52	41.4	44.4			45.2	48.2	38.6	41.6
31/12/2023	3:57	39.3	42.3			42.2	45.2	36.1	39.1
31/12/2023	4:02	39.7	42.7	42.9	43.1	42.9	45.9	36.4	39.4
31/12/2023	4:07	39.6	42.6			43.1	46.1	35.9	38.9
31/12/2023	4:12	40.4	43.4			43.6	46.6	37.4	40.4
31/12/2023	4:17	40.3	43.3	43.3		44.1	47.1	37.3	40.3
31/12/2023	4:22	41.4	44.4			44.7	47.7	37.6	40.6
31/12/2023	4:27	39.0	42.0			42.3	45.3	36.2	39.2
31/12/2023	4:32	40.3	43.3	42.2	42.9	43.8	46.8	37.6	40.6
31/12/2023	4:37	38.9	41.9			42.4	45.4	35.2	38.2
31/12/2023	4:42	38.2	41.2			41.9	44.9	35.1	38.1
31/12/2023	4:47	41.1	44.1	43.6		45.0	48.0	37.6	40.6
31/12/2023	4:52	41.3	44.3			44.1	47.1	37.8	40.8
31/12/2023	4:57	38.9	41.9			42.6	45.6	36.2	39.2
31/12/2023	5:02	37.9	40.9	42.4	43.4	41.7	44.7	35.0	38.0
31/12/2023	5:07	39.2	42.2			43.1	46.1	36.1	39.1
31/12/2023	5:12	40.6	43.6			43.5	46.5	36.9	39.9
31/12/2023	5:17	41.6	44.6	44.3		44.3	47.3	38.9	41.9
31/12/2023	5:22	41.0	44.0			43.9	46.9	37.6	40.6
31/12/2023	5:27	41.2	44.2			44.9	47.9	38.3	41.3
31/12/2023	5:32	40.8	43.8	43.9	44.2	43.5	46.5	37.3	40.3
31/12/2023	5:37	40.7	43.7			44.5	47.5	36.8	39.8
31/12/2023	5:42	41.3	44.3			44.8	47.8	38.0	41.0
31/12/2023	5:47	41.0	44.0	44.4		43.8	46.8	38.2	41.2
31/12/2023	5:52	41.6	44.6			45.3	48.3	38.7	41.7
31/12/2023	5:57	41.5	44.5			45.3	48.3	37.8	40.8
31/12/2023	6:02	41.9	44.9	44.1	44.7	45.2	48.2	38.9	41.9
31/12/2023	6

Station: TW_M2

Remark: *For Free Field measurement, +3 dB(A) was added to the measured results.

Date	Start Time	Leq (5mins)	Leq (5mins)*	Leq (15mins)	Leq (30mins)	L10 (5mins)	L10 (5mins)*	L90 (5mins)	L90 (5mins)*
1/1/2024	0:02	40.4	43.4	42.6	42.7	43.9	46.9	37.7	40.7
1/1/2024	0:07	39.9	42.9			43.3	46.3	36.3	39.3
1/1/2024	0:12	38.3	41.3			41.0	44.0	35.5	38.5
1/1/2024	0:17	40.6	43.6	42.8		44.2	47.2	37.7	40.7
1/1/2024	0:22	37.9	40.9			41.6	44.6	34.6	37.6
1/1/2024	0:27	40.4	43.4			43.8	46.8	36.7	39.7
1/1/2024	0:32	41.3	44.3	42.9	42.9	44.8	47.8	37.5	40.5
1/1/2024	0:37	38.1	41.1			41.1	44.1	35.2	38.2
1/1/2024	0:42	39.7	42.7			42.5	45.5	36.7	39.7
1/1/2024	0:47	40.9	43.9	43.0		44.7	47.7	37.6	40.6
1/1/2024	0:52	39.8	42.8			43.3	46.3	36.4	39.4
1/1/2024	0:57	39.1	42.1			41.8	44.8	35.7	38.7
1/1/2024	1:02	41.0	44.0	43.9	43.6	44.4	47.4	37.2	40.2
1/1/2024	1:07	41.1	44.1			44.6	47.6	37.7	40.7
1/1/2024	1:12	40.6	43.6			44.1	47.1	36.7	39.7
1/1/2024	1:17	38.6	41.6	43.3		41.5	44.5	35.9	38.9
1/1/2024	1:22	41.6	44.6			45.4	48.4	38.2	41.2
1/1/2024	1:27	40.3	43.3			43.6	46.6	36.8	39.8
1/1/2024	1:32	40.1	43.1	43.6	43.1	43.0	46.0	37.3	40.3
1/1/2024	1:37	40.8	43.8			43.5	46.5	37.5	40.5
1/1/2024	1:42	40.8	43.8			44.5	47.5	37.8	40.8
1/1/2024	1:47	38.3	41.3	42.5		41.2	44.2	35.4	38.4
1/1/2024	1:52	40.2	43.2			43.3	46.3	37.5	40.5
1/1/2024	1:57	39.9	42.9			42.6	45.6	37.0	40.0
1/1/2024	2:02	41.3	44.3	44.3	43.5	44.1	47.1	37.8	40.8
1/1/2024	2:07	41.1	44.1			44.5	47.5	38.0	41.0
1/1/2024	2:12	41.5	44.5			44.9	47.9	38.6	41.6
1/1/2024	2:17	38.1	41.1	42.4		41.7	44.7	35.1	38.1
1/1/2024	2:22	40.8	43.8			44.5	47.5	37.7	40.7
1/1/2024	2:27	38.9	41.9			41.8	44.8	35.3	38.3
1/1/2024	2:32	39.4	42.4	43.1	43.0	43.2	46.2	36.2	39.2
1/1/2024	2:37	41.1	44.1			43.9	46.9	38.4	41.4
1/1/2024	2:42	39.6	42.6			43.2	46.2	35.9	38.9
1/1/2024	2:47	41.0	44.0	42.9		44.4	47.4	37.8	40.8
1/1/2024	2:52	39.3	42.3			42.5	45.5	35.5	38.5
1/1/2024	2:57	39.3	42.3			42.2	45.2	36.4	39.4
1/1/2024	3:02	40.4	43.4	42.2	42.3	43.6	46.6	37.5	40.5
1/1/2024	3:07	38.4	41.4			41.9	44.9	34.8	37.8
1/1/2024	3:12	38.5	41.5			41.5	44.5	35.3	38.3
1/1/2024	3:17	38.7	41.7	42.4		41.6	44.6	35.8	38.8
1/1/2024	3:22	39.2	42.2			42.0	45.0	35.5	38.5
1/1/2024	3:27	40.2	43.2			44.0	47.0	37.5	40.5
1/1/2024	3:32	39.9	42.9	42.8	43.3	43.5	46.5	37.1	40.1
1/1/2024	3:37	40.4	43.4			43.7	46.7	36.8	39.8
1/1/2024	3:42	39.1	42.1			42.4	45.4	36.0	39.0
1/1/2024	3:47	41.7	44.7	43.6		44.4	47.4	37.9	40.9
1/1/2024	3:52	40.3	43.3			43.9	46.9	37.1	40.1
1/1/2024	3:57	39.7	42.7			43.0	46.0	36.2	39.2
1/1/2024	4:02	40.6	43.6	42.5	42.4	44.0	47.0	37.9	40.9
1/1/2024	4:07	39.0	42.0			42.5	45.5	35.4	38.4
1/1/2024	4:12	38.6	41.6			41.6	44.6	35.0	38.0
1/1/2024	4:17	39.9	42.9	42.4		42.9	45.9	36.7	39.7
1/1/2024	4:22	40.1	43.1			43.2	46.2	36.7	39.7
1/1/2024	4:27	37.9	40.9			41.2	44.2	34.2	37.2
1/1/2024	4:32	41.4	44.4	43.5	42.7	44.2	47.2	38.5	41.5
1/1/2024	4:37	38.4	41.4			41.4	44.4	35.7	38.7
1/1/2024	4:42	41.1	44.1			44.4	47.4	37.9	40.9
1/1/2024	4:47	39.1	42.1	41.7		42.5	45.5	36.1	39.1
1/1/2024	4:52	38.7	41.7			41.5	44.5	35.5	38.5
1/1/2024	4:57	38.4	41.4			41.1	44.1	35.3	38.3
1/1/2024	5:02	40.2	43.2	41.9	41.9	43.6	46.6	36.8	39.8
1/1/2024	5:07	38.1	41.1			41.3	44.3	35.4	38.4
1/1/2024	5:12	38.0	41.0			40.8	43.8	34.2	37.2
1/1/2024	5:17	38.1	41.1	41.8		40.9	43.9	34.6	37.6
1/1/2024	5:22	38.1	41.1			41.7	44.7	34.2	37.2
1/1/2024	5:27	40.0	43.0			43.6	46.6	37.2	40.2
1/1/2024	5:32	41.1	44.1	45.0	44.9	44.2	47.2	38.4	41.4
1/1/2024	5:37	42.2	45.2			45.0	48.0	39.5	42.5
1/1/2024	5:42	42.5	45.5			45.5	48.5	39.5	42.5
1/1/2024	5:47	40.1	43.1	44.9		43.6	46.6	37.1	40.1
1/1/2024	5:52	42.5	45.5			45.6	48.6	39.5	42.5
1/1/2024	5:57	42.7	45.7			46.4	49.4	38.9	41.9
1/1/2024	6:02	42.6	45.6	45.9	45.7	45.3	48.3	39.7	42.7
1/1/2024	6:07	43.4	46.4			46.2	49.2	39.6	42.6
1/1/2024	6:12	42.6	45.6			45.6	48.6	39.3	42.3
1/1/2024	6:17	41.7	44.7			44.9	47.9	39.0	42.0
1/1/2024	6:22	44.1	47.1	45.6		47.1	50.1	41.3	44.3
1/1/2024	6:27	41.4	44.4			44.8	47.8	38.1	41.1
1/1/2024	6:32	44.6	47.6	46.6	46.4	47.9	50.9	41.1	44.1
1/1/2024	6:37	43.5	46.5			47.4	50.4	40.3	43.3
1/1/2024	6:42	42.6	45.6			45.4	48.4	39.4	42.4
1/1/2024	6:47	42.0	45.0			45.7	48.7	38.7	41.7
1/1/2024	6:52	44.1	47.1	46.1		46.9	49.9	40.6	43.6
1/1/2024	6:57	42.8	45.8			46.6	49.6	39.8	42.8
1/1/2024	23:02	40.3	43.3	42.8	42.7	44.1	47.1	36.4	39.4
1/1/2024	23:07	38.6	41.6			42.4	45.4	35.9	38.9
1/1/2024	23:12	40.3	43.3			44.1	47.1	36.9	39.9
1/1/2024	23:17	38.0	41.0	42.5		41.4	44.4	35.0	38.0
1/1/2024	23:22	39.5	42.5			42.7	45.7	35.8	38.8
1/1/2024	23:27	40.6	43.6			43.6	46.6	37.1	40.1
1/1/2024	23:32	41.1	44.1	43.9	43.6	44.6	47.6	38.3	41.3
1/1/2024	23:37	39.7	42.7			42.8	45.8	36.4	39.4
1/1/2024	23:42	41.6	44.6			45.4	48.4	37.9	40.9
1/1/2024	23:47	39.3	42.3			42.5	45.5	36.6	39.6
1/1/2024	23:52	41.3	44.3	43.4		44.0	47.0	38.2	41.2
1/1/2024	23:57	40.3	43.3			43.1	46.1	37.2	40.2
			Mean	43.4	43.4				
			Maximum	46.6	46.4				
			Minimum	41.7	41.9				

Date	Start Time	Leq (5mins)	Leq (5mins)*	Leq (15mins)	Leq (30mins)	L10 (5mins)	L10 (5mins)*	L90 (5mins)	L90 (5mins)*
2/1/2024	0:02	38.6	41.6	41.8	42.9	42.1	45.1	35.1	38.1
2/1/2024	0:07	39.0	42.0			42.1	45.1	36.0	39.0
2/1/2024	0:12	38.8	41.8			41.5	44.5	35.2	38.2
2/1/2024	0:17	40.0	43.0	43.7		43.6	46.6	36.9	39.9
2/1/2024	0:22	40.8	43.8			43.5	46.5	38.0	41.0
2/1/2024	0:27	41.2	44.2			43.9	46.9	38.4	41.4
2/1/2024	0:32	40.5	43.5	42.8	42.9	44.4	47.4	37.6	40.6
2/1/2024	0:37	40.0	43.0			42.8	45.8	36.8	39.8
2/1/2024	0:42	38.8	41.8			42.3	45.3	35.8	38.8
2/1/2024	0:47	39.5	42.5	42.9		42.5	45.5	35.8	38.8
2/1/2024	0:52	38.4	41.4			42.0	45.0	35.3	38.3
2/1/2024	0:57	41.3	44.3			44.0	47.0	37.7	40.7
2/1/2024	1:02	38.3	41.3	42.8	42.9	42.0	45.0	35.3	38.3
2/1/2024	1:07	41.0	44.0			44.8	47.8	37.6	40.6
2/1/2024	1:12	39.7	42.7			42.5	45.5	37.0	40.0
2/1/2024	1:17	40.4	43.4	43.0		43.1	46.1	36.9	39.9
2/1/2024	1:22	41.1	44.1			45.0	48.0	37.6	40.6
2/1/2024	1:27	38.1	41.1			41.8	44.8	34.9	37.9
2/1/2024	1:32	40.3	43.3	42.7	43.1	43.0	46.0	36.9	39.9
2/1/2024	1:37	38.5	41.5			41.8	44.8	35.1	38.1
2/1/2024	1:42	40.1	43.1			43.5	46.5	36.8	39.8
2/1/2024	1:47	41.6	44.6	43.5		45.1	48.1	38.3	41.3
2/1/2024	1:52	39.2	42.2			42.9	45.9	36.0	39.0
2/1/2024	1:57	40.5	43.5			44.3	47.3	37.2	40.2
2/1/2024	2:02	40.6	43.6	42.6	42.5	44.4	47.4	37.9	40.9
2/1/2024	2:07	39.3	42.3			42.9	45.9	35.6	38.6
2/1/2024	2:12	38.7	41.7			41.5	44.5	35.5	38.5
2/1/2024	2:17	39.6	42.6	42.4		43.2	46.2	36.8	39.8
2/1/2024	2:22	39.4	42.4			43.1	46.1	35.9	38.9
2/1/2024	2:27	39.3	42.3			42.7	45.7	36.1	39.1
2/1/2024	2:32	41.6	44.6	43.8	43.6	44.9	47.9	38.6	41.6
2/1/2024	2:37	40.6	43.6			43.6	46.6	37.3	40.3
2/1/2024	2:42	40.2	43.2			42.9	45.9	37.2	40.2
2/1/2024	2:47	40.1	43.1	43.4		43.0	46.0	37.0	40.0
2/1/2024	2:52	41.6	44.6			45.0	48.0	38.7	41.7
2/1/2024	2:57	39.2	42.2			42.9	45.9	35.8	38.8
2/1/2024	3:02	41.0	44.0	43.8	42.9	44.3	47.3	37.9	40.9
2/1/2024	3:07	41.0	44.0			44.8	47.8	37.3	40.3
2/1/2024	3:12	40.4	43.4			43.1	46.1	37.7	40.7
2/1/2024	3:17	38.0	41.0	41.8		40.9	43.9	35.2	38.2
2/1/2024	3:22	38.8	41.8			42.0	45.0	35.3	38.3
2/1/2024	3:27	39.6	42.6			43.3	46.3	36.4	39.4
2/1/2024	3:32	38.6	41.6	43.0	42.8	41.4	44.4	34.9	37.9
2/1/2024	3:37	41.1	44.1			45.0	48.0	38.0	41.0
2/1/2024	3:42	39.9	42.9			43.5	46.5	36.9	39.9
2/1/2024	3:47	38.1	41.1	42.5		40.9	43.9	35.2	38.2
2/1/2024	3:52	39.1	42.1			41.9	44.9	35.6	38.6
2/1/2024	3:57	40.9	43.9			44.2	47.2	37.1	40.1
2/1/2024	4:02	40.8	43.8	42.4	42.6	43.8	46.8	37.1	40.1
2/1/2024	4:07	38.0	41.0			41.2	44.2	34.6	37.6
2/1/2024	4:12	39.0	42.0			42.5	45.5	35.9	38.9
2/1/2024	4:17	40.5	43.5	42.8		43.2	46.2	36.7	39.7
2/1/2024	4:22	40.4	43.4			43.8	46.8	37.0	40.0
2/1/2024	4:27	38.1	41.1			41.9	44.9	35.0	38.0
2/1/2024	4:32	39.8	42.8	43.0	43.1	42.9	45.9	36.1	39.1
2/1/2024	4:37	37.9	40.9			41.3	44.3	34.0	37.0
2/1/2024	4:42	41.5	44.5			44.8	47.8	37.9	40.9
2/1/2024	4:47	39.0	42.0	43.1		41.7	44.7	36.0	39.0
2/1/2024	4:52	41.2	44.2			45.1	48.1	37.7	40.7
2/1/2024	4:57	39.9	42.9			43.5	46.5	36.1	39.1
2/1/2024	5:02	39.8	42.8	43.3	43.4	43.2	46.2	36.0	39.0
2/1/2024	5:07	41.4	44.4			45.1	48.1	38.6	41.6
2/1/2024	5:12	39.6	42.6			42.7	45.7	36.0	39.0
2/1/2024	5:17	41.3	44.3	43.4		45.1	48.1	38.2	41.2
2/1/2024	5:22	38.7	41.7			41.9	44.9	35.9	38.9
2/1/2024	5:27	40.7	43.7			43.5	46.5	37.2	40.2
2/1/2024	5:32	37.9	40.9	42.7	43.6	40.6	43.6	34.0	37.0
2/1/2024	5:37	38.8	41.8			42.5	45.5	34.9	37.9
2/1/2024	5:42	41.6	44.6			44.6	47.6	38.0	41.0
2/1/2024	5:47	41.8	44.8	44.3		44.7	47.7	38.9	41.9
2/1/2024	5:52	41.0	44.0			43.7	46.7	37.2	40.2
2/1/2024	5:57	40.9	43.9			44.6	47.6	38.0	41.0
2/1/2024	6:02	41.4	44.4	43.9	45.2	44.1	47.1	37.5	40.5
2/1/2024	6:07	40.2	43.2			43.1	46.1	37.2	40.2
2/1/2024	6:12	40.9	43.9			44.0	47.0	38.1	41.1
2/1/2024	6:17	43.0	46.0	46.2		45.9	48.9	39.6	42.6
2/1/2024	6:22	43.1	46.1			46.6	49.6	39.3	42.3
2/1/2024	6:27	43.5	46.5			46.6	49.6	39.8	42.8
2/1/2024	6:32	41.6	44.6	45.4	45.0	44.7	47.7	38.8	41.8
2/1/2024	6:37	41.4	44.4			44.3	47.3	38.7	41.7
2/1/2024	6:42	43.7	46.7			47.4	50.4	40.4	43.4
2/1/2024	6:47	41.2	44.2	44.7		44.0	47.0	37.4	40.4
2/1/2024	6:52	42.3	45.3			46.1	49.1	38.4	41.4
2/1/2024	6:57	41.5	44.5			44.3	47.3	38.1	41.1
2/1/2024	23:02	41.0	44.0	43.0	42.5	44.3	47.3	37.1	40.1
2/1/2024	23:07	38.6	41.6			42.4	45.4	35.6	38.6
2/1/2024	23:12	40.1	43.1			42.9	45.9	37.4	40.4
2/1/2024	23:17	39.3	42.3	41.8		42.3	45.3	35.7	38.7
2/1/2024	23:22	38.1	41.1			41.4	44.4	34.5	37.5
2/1/2024	23:27	39.0	42.0			42.3	45.3	36.1	39.1
2/1/2024	23:32	40.8	43.8	43.8	43.3	44.6	47.6	37.0	40.0
2/1/2024	23:37	40.4	43.4			44.1	47.1	37.3	40.3
2/1/2024	23:42	41.1	44.1			45.0	48.0	37.7	40.7
2/1/2024	23:47	38.7	41.7	42.7		41.4	44.4	35.2	38.2
2/1/2024	23:52	39.2	42.2			42.8	45.8	35.8	38.8
2/1/2024	23:57	41.0	44.0			44.9	47.9	37.3	40.3
			Mean	43.2	43.3				
			Maximum	46.2	45.2				
			Minimum	41.8	42.5				

Date	Start Time	Leq (5mins)	Leq (5mins)*	Leq (15mins)	Leq (30mins)	L10 (5mins)	L10 (5mins)*	L90 (5mins)	L90 (5mins)*
3/1/2024	0:02	39.9	42.9	43.6	43.4	43.6	46.6	36.9	39.9
3/1/2024	0:07	41.0	44.0			44.6	47.6	37.3	40.3
3/1/2024	0:12	40.9	43.9			44.5	47.5	37.6	40.6
3/1/2024	0:17	41.5	44.5	43.2		45.2	48.2	38.5	41.5
3/1/2024	0:22	37.9	40.9			41.0	44.0	34.6	37.6
3/1/2024	0:27	40.5	43.5			44.3	47.3	37.6	40.6
3/1/2024	0:32	41.0	44.0	43.7	43.4	44.8	47.8	38.1	41.1
3/1/2024	0:37	40.4	43.4			43.8	46.8	37.1	40.1
3/1/2024	0:42	40.6	43.6			43.6	46.6	37.6	40.6
3/1/2024	0:47	40.0	43.0	43.1		43.7	46.7	36.5	39.5
3/1/2024	0:52	40.9	43.9			44.0	47.0	37.2	40.2
3/1/2024	0:57	39.4	42.4			42.7	45.7	36.7	39.7
3/1/2024	1:02	38.7	41.7	42.1	41.9	42.2	45.2	35.8	38.8
3/1/2024	1:07	40.2	43.2			43.2	46.2	37.0	40.0
3/1/2024	1:12	38.2	41.2			41.1	44.1	34.6	37.6
3/1/2024	1:17	38.9	41.9	41.8		42.0	45.0	35.3	38.3
3/1/2024	1:22	38.1	41.1			42.0	45.0	35.2	38.2
3/1/2024	1:27	39.2	42.2			41.9	44.9	36.1	39.1
3/1/2024	1:32	38.7	41.7	42.3	42.9	41.8	44.8	35.4	38.4
3/1/2024	1:37	40.3	43.3			43.4	46.4	36.9	39.9
3/1/2024	1:42	38.8	41.8			41.9	44.9	35.9	38.9
3/1/2024	1:47	41.0	44.0	43.4		44.2	47.2	38.3	41.3
3/1/2024	1:52	39.5	42.5			42.5	45.5	36.3	39.3
3/1/2024	1:57	40.5	43.5			43.7	46.7	37.5	40.5
3/1/2024	2:02	39.9	42.9	43.6	43.8	43.8	46.8	36.4	39.4
3/1/2024	2:07	41.3	44.3			44.0	47.0	37.8	40.8
3/1/2024	2:12	40.6	43.6			44.3	47.3	36.8	39.8
3/1/2024	2:17	41.4	44.4	43.9		44.2	47.2	38.0	41.0
3/1/2024	2:22	39.3	42.3			42.2	45.2	36.6	39.6
3/1/2024	2:27	41.6	44.6			45.5	48.5	38.2	41.2
3/1/2024	2:32	41.7	44.7	43.0	43.0	44.5	47.5	39.0	42.0
3/1/2024	2:37	39.1	42.1			42.5	45.5	35.2	38.2
3/1/2024	2:42	38.5	41.5			41.6	44.6	35.4	38.4
3/1/2024	2:47	39.3	42.3	42.9		42.8	45.8	35.5	38.5
3/1/2024	2:52	40.8	43.8			44.5	47.5	37.7	40.7
3/1/2024	2:57	39.6	42.6			43.1	46.1	36.9	39.9
3/1/2024	3:02	41.6	44.6	44.1	43.9	44.4	47.4	38.3	41.3
3/1/2024	3:07	40.2	43.2			42.9	45.9	37.0	40.0
3/1/2024	3:12	41.3	44.3			44.9	47.9	37.6	40.6
3/1/2024	3:17	41.7	44.7	43.6		45.2	48.2	37.8	40.8
3/1/2024	3:22	39.5	42.5			43.3	46.3	36.4	39.4
3/1/2024	3:27	40.4	43.4			44.3	47.3	36.9	39.9
3/1/2024	3:32	41.0	44.0	43.3	42.9	44.6	47.6	38.3	41.3
3/1/2024	3:37	38.5	41.5			41.3	44.3	35.4	38.4
3/1/2024	3:42	40.9	43.9			44.2	47.2	37.2	40.2
3/1/2024	3:47	40.6	43.6	42.5		43.5	46.5	37.4	40.4
3/1/2024	3:52	39.0	42.0			41.8	44.8	35.5	38.5
3/1/2024	3:57	38.7	41.7			41.5	44.5	35.2	38.2
3/1/2024	4:02	39.4	42.4	43.3	43.2	42.8	45.8	35.8	38.8
3/1/2024	4:07	40.0	43.0			43.8	46.8	37.2	40.2
3/1/2024	4:12	41.3	44.3			44.2	47.2	37.7	40.7
3/1/2024	4:17	38.8	41.8	43.0		41.8	44.8	35.7	38.7
3/1/2024	4:22	39.2	42.2			42.8	45.8	36.0	39.0
3/1/2024	4:27	41.5	44.5			44.3	47.3	38.7	41.7
3/1/2024	4:32	38.1	41.1	42.1	42.3	41.9	44.9	34.8	37.8
3/1/2024	4:37	40.2	43.2			43.9	46.9	37.0	40.0
3/1/2024	4:42	38.6	41.6			42.3	45.3	34.7	37.7
3/1/2024	4:47	40.0	43.0	42.5		43.3	46.3	37.3	40.3
3/1/2024	4:52	39.6	42.6			42.6	45.6	36.8	39.8
3/1/2024	4:57	38.8	41.8			41.9	44.9	35.0	38.0
3/1/2024	5:02	39.9	42.9	43.8	43.7	43.4	46.4	37.2	40.2
3/1/2024	5:07	40.8	43.8			44.5	47.5	38.0	41.0
3/1/2024	5:12	41.6	44.6			44.6	47.6	38.4	41.4
3/1/2024	5:17	39.1	42.1	43.5		41.9	44.9	35.8	38.8
3/1/2024	5:22	41.6	44.6			45.5	48.5	38.0	41.0
3/1/2024	5:27	40.5	43.5			43.5	46.5	37.3	40.3
3/1/2024	5:32	39.6	42.6	42.1	42.7	42.9	45.9	36.5	39.5
3/1/2024	5:37	38.8	41.8			41.8	44.8	35.0	38.0
3/1/2024	5:42	38.9	41.9			42.5	45.5	35.4	38.4
3/1/2024	5:47	38.7	41.7	43.2		42.0	45.0	35.7	38.7
3/1/2024	5:52	41.2	44.2			44.5	47.5	37.9	40.9
3/1/2024	5:57	40.2	43.2			43.3	46.3	36.4	39.4
3/1/2024	6:02	40.9	43.9	44.1	45.1	43.8	46.8	38.2	41.2
3/1/2024	6:07	39.9	42.9			42.9	45.9	36.0	39.0
3/1/2024	6:12	42.3	45.3			45.1	48.1	38.6	41.6
3/1/2024	6:17	40.0	43.0	45.9		43.0	46.0	36.9	39.9
3/1/2024	6:22	42.2	46.2			46.8	49.8	39.6	42.6

Appendix 3-13 Baseline Noise Monitoring Data – 07:00 - 19:00 at TW_M3

Station: TW_M3

Remark: *For Free Field measurement, +3 dB(A) was added to the measured results.

Date	Start Time	Leq (5mins)	Leq (5mins)*	Leq (30mins)	L10 (5mins)	L10 (5mins)*	L90 (5mins)	L90 (5mins)*
20/12/2023	14:19	45.6	48.6		48.4	51.4	45.4	48.4
20/12/2023	14:24	46.5	49.5		49.2	52.2	45.9	48.9
20/12/2023	14:29	45.6	48.6	48.8	48.4	51.4	45.9	48.9
20/12/2023	14:34	45.1	48.1		48.8	51.8	44.2	47.2
20/12/2023	14:39	47.2	50.2		50.5	53.5	46.5	49.5
20/12/2023	14:44	44.4	47.4		47.1	50.1	44.7	47.7
20/12/2023	14:49	44.7	47.7		47.9	50.9	44.8	47.8
20/12/2023	14:54	44.5	47.5		47.2	50.2	43.8	46.8
20/12/2023	14:59	46.3	49.3	48.5	49.3	52.3	46.1	49.1
20/12/2023	15:04	46.8	49.8		50.6	53.6	47.0	50.0
20/12/2023	15:09	44.4	47.4		48.0	51.0	44.8	47.8
20/12/2023	15:14	45.9	48.9		49.7	52.7	45.7	48.7
20/12/2023	15:19	44.4	47.4		46.9	49.9	43.6	46.6
20/12/2023	15:24	47.3	50.3		50.2	53.2	46.4	49.4
20/12/2023	15:29	47.2	50.2	48.8	49.7	52.7	46.5	49.5
20/12/2023	15:34	44.9	47.9		47.9	50.9	45.4	48.4
20/12/2023	15:39	44.5	47.5		47.8	50.8	43.7	46.7
20/12/2023	15:44	45.3	48.3		48.6	51.6	44.5	47.5
20/12/2023	15:49	45.5	48.5		48.9	51.9	45.6	48.6
20/12/2023	15:54	45.9	48.9		49.6	52.6	45.9	48.9
20/12/2023	15:59	47.0	50.0	49.4	49.5	52.5	46.7	49.7
20/12/2023	16:04	46.9	49.9		50.2	53.2	46.6	49.6
20/12/2023	16:09	47.4	50.4		51.2	54.2	46.3	49.3
20/12/2023	16:14	45.3	48.3		49.4	52.4	45.3	48.3
20/12/2023	16:19	46.7	49.7		49.5	52.5	46.4	49.4
20/12/2023	16:24	45.3	48.3		49.3	52.3	44.8	47.8
20/12/2023	16:29	48.3	51.3	50.1	51.8	54.8	47.3	50.3
20/12/2023	16:34	45.6	48.6		48.5	51.5	44.8	47.8
20/12/2023	16:39	48.7	51.7		51.9	54.9	47.4	50.4
20/12/2023	16:44	46.7	49.7		49.5	52.5	46.0	49.0
20/12/2023	16:49	48.4	51.4		51.3	54.3	48.4	51.4
20/12/2023	16:54	47.5	50.5		51.1	54.1	46.2	49.2
20/12/2023	16:59	48.2	51.2	51.0	52.5	55.5	48.0	51.0
20/12/2023	17:04	49.2	52.2		52.1	55.1	48.9	51.9
20/12/2023	17:09	46.5	49.5		49.8	52.8	46.4	49.4
20/12/2023	17:14	47.8	50.8		51.8	54.8	48.1	51.1
20/12/2023	17:19	45.3	48.3		48.9	51.9	44.5	47.5
20/12/2023	17:24	46.1	49.1		49.5	52.5	45.2	48.2
20/12/2023	17:29	45.6	48.6	49.7	48.7	51.7	45.6	48.6
20/12/2023	17:34	47.7	50.7		51.2	54.2	46.9	49.9
20/12/2023	17:39	48.4	51.4		52.3	55.3	48.0	51.0
20/12/2023	17:44	46.2	49.2		49.3	52.3	45.9	48.9
20/12/2023	17:49	48.3	51.3		51.7	54.7	48.0	51.0
20/12/2023	17:54	45.5	48.5		49.1	52.1	45.7	48.7
20/12/2023	17:59	49.7	52.7	50.8	52.6	55.6	49.7	52.7
20/12/2023	18:04	47.9	50.9		51.2	54.2	48.0	51.0
20/12/2023	18:09	48.2	51.2		51.8	54.8	48.3	51.3
20/12/2023	18:14	45.3	48.3		49.2	52.2	44.7	47.7
20/12/2023	18:19	47.5	50.5		51.6	54.6	46.3	49.3
20/12/2023	18:24	46.5	49.5		50.6	53.6	46.3	49.3
20/12/2023	18:29	48.5	51.5	51.0	52.4	55.4	47.8	50.8
20/12/2023	18:34	47.7	50.7		51.7	54.7	47.8	50.8
20/12/2023	18:39	49.3	52.3		52.0	55.0	49.5	52.5
20/12/2023	18:44	48.1	51.1		51.2	54.2	48.1	51.1
20/12/2023	18:49	49.5	52.5		53.3	56.3	48.7	51.7
20/12/2023	18:54	49.7	52.7		53.3	56.3	49.9	52.9
20/12/2023	18:59	48.2	51.2		51.6	54.6	47.6	50.6
			Mean	49.8				
			Maximum	51.0				
			Minimum	48.5				

Date	Start Time	Leq (5mins)	Leq (5mins)*	Leq (30mins)	L10 (5mins)	L10 (5mins)*	L90 (5mins)	L90 (5mins)*
21/12/2023	07:04	42.9	45.9		44.7	47.7	41.0	44.0
21/12/2023	07:09	44.6	47.6		46.0	49.0	43.4	46.4
21/12/2023	07:14	42.3	45.3	45.6	43.7	46.7	40.5	43.5
21/12/2023	07:19	41.8	44.8		43.8	46.8	39.5	42.5
21/12/2023	07:24	41.9	44.9		43.8	46.8	40.3	43.3
21/12/2023	07:29	41.4	44.4		42.6	45.6	39.5	42.5
21/12/2023	07:34	42.7	45.7		44.1	47.1	40.9	43.9
21/12/2023	07:39	41.6	44.6		44.3	47.3	39.8	42.8
21/12/2023	07:44	40.8	43.8	46.0	43.4	46.4	38.3	41.3
21/12/2023	07:49	42.7	45.7		44.5	47.5	40.4	43.4
21/12/2023	07:54	44.9	47.9		47.7	50.7	42.5	45.5
21/12/2023	07:59	43.9	46.9		45.5	48.5	41.2	44.2
21/12/2023	08:04	43.2	46.2		45.4	48.4	40.7	43.7
21/12/2023	08:09	44.9	47.9		47.6	50.6	42.9	45.9
21/12/2023	08:14	42.6	45.6	47.2	45.3	48.3	40.1	43.1
21/12/2023	08:19	44.9	47.9		47.0	50.0	42.4	45.4
21/12/2023	08:24	44.2	47.2		45.8	48.8	41.4	44.4
21/12/2023	08:29	44.9	47.9		47.2	50.2	43.0	46.0
21/12/2023	08:34	43.4	46.4		46.6	49.6	41.0	44.0
21/12/2023	08:39	43.3	46.3		46.2	49.2	40.6	43.6
21/12/2023	08:44	43.9	46.9	47.3	46.3	49.3	41.3	44.3
21/12/2023	08:49	45.4	48.4		47.9	50.9	42.5	45.5
21/12/2023	08:54	45.1	48.1		48.2	51.2	42.0	45.0
21/12/2023	08:59	44.1	47.1		46.7	49.7	40.9	43.9
21/12/2023	09:04	43.5	46.5		46.3	49.3	41.4	44.4
21/12/2023	09:09	45.5	48.5		48.6	51.6	42.9	45.9
21/12/2023	09:14	43.3	46.3	47.1	46.2	49.2	40.2	43.2
21/12/2023	09:19	43.5	46.5		45.8	48.8	41.1	44.1
21/12/2023	09:24	44.7	47.7		47.5	50.5	41.6	44.6
21/12/2023	09:29	43.9	46.9		46.3	49.3	41.7	44.7
21/12/2023	09:34	44.3	47.3		46.9	49.9	41.8	44.8
21/12/2023	09:39	46.0	49.0		49.0	52.0	43.7	46.7
21/12/2023	09:44	45.3	48.3	49.2	48.2	51.2	43.1	46.1
21/12/2023	09:49	47.4	50.4		49.7	52.7	45.0	48.0
21/12/2023	09:54	46.0	49.0		48.6	51.6	43.8	46.8
21/12/2023	09:59	47.5	50.5		50.2	53.2	44.7	47.7
21/12/2023	10:04	47.5	50.5		50.2	53.2	44.8	47.8
21/12/2023	10:09	44.4	47.4		47.0	50.0	42.0	45.0
21/12/2023	10:14	45.7	48.7	49.2	48.2	51.2	42.7	45.7
21/12/2023	10:19	46.1	49.1		48.3	51.3	43.4	46.4
21/12/2023	10:24	45.9	48.9		48.2	51.2	43.6	46.6
21/12/2023	10:29	46.8	49.8		49.9	52.9	44.0	47.0
21/12/2023	10:34	46.6	49.6		48.9	51.9	44.2	47.2
21/12/2023	10:39	46.1	49.1		48.5	51.5	43.5	46.5
21/12/2023	10:44	46.9	49.9	48.9	49.8	52.8	44.7	47.7
21/12/2023	10:49	44.5	47.5		47.6	50.6	42.0	45.0
21/12/2023	10:54	44.5	47.5		47.2	50.2	42.0	45.0
21/12/2023	10:59	46.3	49.3		49.3	52.3	44.1	47.1
21/12/2023	11:04	46.4	49.4		50.3	53.3	42.8	45.8
21/12/2023	11:09	47.0	50.0		49.9	52.9	44.3	47.3
21/12/2023	11:14	45.7	48.7	48.9	49.1	52.1	42.1	45.1
21/12/2023	11:19	45.9	48.9		49.3	52.3	42.6	45.6
21/12/2023	11:24	44.5	47.5		47.6	50.6	41.9	44.9
21/12/2023	11:29	45.3	48.3		49.2	52.2	42.6	45.6
21/12/2023	11:34	47.6	50.6		51.3	54.3	44.3	47.3
21/12/2023	11:39	45.4	48.4		48.7	51.7	42.8	45.8
21/12/2023	11:44	45.0	48.0	48.6	48.3	51.3	42.0	45.0
21/12/2023	11:49	44.7	47.7		48.4	51.4	41.0	44.0
21/12/2023	11:54	44.7	47.7		47.5	50.5	41.6	44.6
21/12/2023	11:59	45.3	48.3		48.7	51.7	42.8	45.8
21/12/2023	12:04	46.4	49.4		49.7	52.7	43.9	46.9
21/12/2023	12:09	46.2	49.2		49.5	52.5	43.1	46.1
21/12/2023	12:14	46.2	49.2	49.4	49.3	52.3	43.6	46.6
21/12/2023	12:19	45.5	48.5		48.8	51.8	42.3	45.3
21/12/2023	12:24	46.2	49.2		49.7	52.7	42.5	45.5
21/12/2023	12:29	47.5	50.5		50.6	53.6	44.6	47.6
21/12/2023	12:34	45.0	48.0		48.3	51.3	42.2	45.2
21/12/2023	12:39	44.3	47.3		47.3	50.3	40.4	43.4
21/12/2023	12:44	44.9	47.9	48.6	48.0	51.0	42.2	45.2
21/12/2023	12:49	46.0	49.0		48.8	51.8	42.9	45.9
21/12/2023	12:54	46.2	49.2		48.7	51.7	43.1	46.1
21/12/2023	12:59	46.7	49.7		50.3	53.3	44.2	47.2
21/12/2023	13:04	46.2	49.2		49.5	52.5	42.8	45.8
21/12/2023	13:09	45.7	48.7		49.5	52.5	43.1	46.1
21/12/2023	13:14	45.6	48.6	49.3	49.4	52.4	41.7	44.7
21/12/2023	13:19	44.9	47.9		47.8	50.8	41.5	44.5
21/12/2023	13:24	47.6	50.6		50.9	53.9	44.9	47.9
21/12/2023	13:29	47.3	50.3		50.7	53.7	44.3	47.3
21/12/2023	13:34	44.6	47.6		47.7	50.7	40.7	43.7
21/12/2023	13:39	47.6	50.6		51.2	54.2	44.9	47.9
21/12/2023	13:44	44.3	47.3	48.9	47.7	50.7	41.1	44.1
21/12/2023	13:49	45.6	48.6		48.6	51.6	42.9	45.9
21/12/2023	13:54	47.3	50.3		50.5	53.5	43.7	46.7
21/12/2023	13:59	44.6	47.6		48.4	51.4	42.0	45.0
21/12/2023	14:04	45.6	48.6		48.4	51.4	42.0	45.0
21/12/2023	14:09	46.1	49.1		48.9	51.9	42.9	45.9
21/12/2023	14:14	46.1	49.1	49.3	49.4	52.4	43.6	46.6
21/12/2023	14:19	46.2	49.2		48.8	51.8	42.7	45.7
21/12/2023	14:24	46.7	49.7		50.6	53.6	43.9	46.9
21/12/2023	14:29	47.1	50.1		50.1	53.1	43.3	46.3
21/12/2023	14:34	46.2	49.2		49.9	52.9	42.7	45.7
21/12/2023	14:39	46.5	49.5		49.8	52.8	43.2	46.2
21/12/2023	14:44	44.6	47.6	48.9	47.6	50.6	41.0	44.0
21/12/2023	14:49	45.1	48.1		48.7	51.7	42.0	45.0
21/12/2023	14:54	45.2	48.2		48.5	51.5	42.5	45.5
21/12/2023	14:59	47.1	50.1		50.6	53.6	44.5	47.5
21/12/2023	15:04	44.6	47.6		47.8	50.8	41.2	44.2
21/12/2023	15:09	45.8	48.8		49.6	52.6	43.0	46.0
21/12/2023	15:14	44.4	47.4	48.1	47.7	50.7	41.6	44.6
21/12/2023	15:19	46.2	49.2		49.8	52.8	42.3	45.3
21/12/2023	15:24	44.9	47.9		47.8	50.8	41.0	44.0
21/12/2023	15:29	44.4	47.4		48.0	51.0	41.0	44.0
21/12/2023	15:34	46.3	49.3		49.8	52.8	42.7	45.7
21/12/2023	15:39	44.2	47.2		47.7	50.7	41.7	44.7
21/12/2023	15:44	45.4	48.4	48.7	48.8	51.8	42.4	45.4
21/12/2023	15:49	46.4	49.4		49.7	52.7	42.5	45.5
21/12/2023	15:54	45.0	48.0		47.7	50.7	42.1	45.1
21/12/2023	15:59	46.3	49.3		49.3	52.3	42.6	45.6
21/12/2023	16:04	47.0	50.0		49.7	52.7	42.8	45.8
21/12/2023	16:09	45.8	48.8		50.0	53.0	42.3	45.3
21/12/2023	16:14	49.1	52.1	50.4	52.2	55.2	46.2	49.2
21/12/2023	16:19	46.9	49.9		49.9	52.9	42.9	45.9
21/12/2023	16:24	46.4	49.4		50.6	53.6	42.3	45.3
21/12/2023	16:29	48.2	51.2		51.4	54.4	45.1	48.1
21/12/2023	16:34	47.2	50.2		51.3	54.3	44.0	47.0
21/12/2023	16:39	45.4	48.4		49.1	52.1	41.8	44.8
21/12/2023	16:44	49.1	52.1	50.1	52.3	55.3	46.1	49.1
21/12/2023	16:49	45.4	48.4		48.9	51.9	41.3	44.3
21/12/2023	16:54	48.4	51.4		51.6	54.6	45.2	48.2
21/12/2023	16:59	45.4	48.4		48.9	51.9	41.7	44.7
21/12/2023	17:04	47.7	50.7		50.6	53.6	44.3	47.3
21/12/2023	17:09	47.4	50.4		50.9	53.9	43.8	46.8
21/12/2023	17:14	48.7	51.7	50.9	52.4	55.4	44.9	47.9
21/12/2023	17:19	47.0	50.0		50.9	53.9	43.5	46.5
21/12/2023	17:24	49.1	52.1		53.0	56.0	46.2	49.2
21/12/2023	17:29	46.9	49.9		51.0	54.0	44.0	47.0
21/12/2023	17:34	46.9	49.9		51.0	54.0	43.0	46.0
21/12/2023	17:39	46.8	49.8		50.3	53.3	43.5	46.5
21/12/2023	17:44	49.0	52.0	50.5	52.5	55.5	44.9	47.9
21/12/2023	17:49	47.3	50.3		50.9	53.9	44.2	47.2
21/12/2023	17:54	46.3	49.3		49.5	52.5	43.0	46.0
21/12/2023	17:59	48.1	51.1		51.1	54.1	45.0	48.0
21/12/2023	18:04	47.1	50.1		50.0	53.0	43.2	46.2
21/12/2023	18:09	45.9	48.9		49.4	52.4	42.6	45.6
21/12/2023	18:14	45.2	48.2	50.4	48.9	51.9	42.2	45.2
21/12/2023	18:19	46.1	49.1		49.4	52.4	43.0	46.0
21/12/2023	18:24	49.5	52.5		52.2	55.2	45.7	48.7
21/12/2023	18:29	48.8	51.8		52.6	55.6	46.0	49.0
21/12/2023	18:34	45.9	48.9		49.1	52.1	42.4	45.4
21/12/2023	18:39	47.5	50.5		51.7	54.7	44.6	47.6
21/12/2023	18:44	49.3	52.3	50.3	52.4	55.4	45.9	48.9
21/12/2023	18:49	47.1	50.1		51.4	54.4	43.2	46.2
21/12/2023	18:54	46.1	49.1		50.4	53.4	41.9	44.9
21/12/2023	18:59	47.2	50.2		50.8	53.8	43.3	46.3
			Mean	48.8				
			Maximum	50.9				
			Minimum	45.6				

Station: TW_M3

Remark: *For Free Field measurement, +3 dB(A) was added to the measured results.

Date	Start Time	Leq (5mins)	Leq (5mins)*	Leq (30mins)	L10 (5mins)	L10 (5mins)*	L90 (5mins)	L90 (5mins)*
22/12/2023	07:04	40.6	43.6		42.8	45.8	38.9	41.9
22/12/2023	07:09	44.1	47.1		45.6	48.6	42.3	45.3
22/12/2023	07:14	41.4	44.4	45.5	43.7	46.7	39.1	42.1
22/12/2023	07:19	43.3	46.3		45.5	48.5	41.9	44.9
22/12/2023	07:24	42.5	45.5		44.6	47.6	40.6	43.6
22/12/2023	07:29	42.2	45.2		43.3	46.3	40.4	43.4
22/12/2023	07:34	43.0	46.0		45.1	48.1	41.3	44.3
22/12/2023	07:39	41.3	44.3		43.4	46.4	39.6	42.6
22/12/2023	07:44	44.7	47.7	46.8	46.5	49.5	42.6	45.6
22/12/2023	07:49	44.0	47.0		46.5	49.5	42.1	45.1
22/12/2023	07:54	42.9	45.9		45.5	48.5	40.4	43.4
22/12/2023	07:59	45.5	48.5		48.0	51.0	42.7	45.7
22/12/2023	08:04	44.2	47.2		46.4	49.4	41.5	44.5
22/12/2023	08:09	44.0	47.0		46.6	49.6	41.2	44.2
22/12/2023	08:14	42.6	45.6	46.5	44.8	47.8	40.6	43.6
22/12/2023	08:19	43.6	46.6		46.2	49.2	41.2	44.2
22/12/2023	08:24	42.8	45.8		44.4	47.4	41.1	44.1
22/12/2023	08:29	43.7	46.7		45.4	48.4	41.9	44.9
22/12/2023	08:34	44.7	47.7		47.3	50.3	42.3	45.3
22/12/2023	08:39	45.4	48.4		48.1	51.1	43.0	46.0
22/12/2023	08:44	45.9	48.9	47.7	49.0	52.0	43.8	46.8
22/12/2023	08:49	43.3	46.3		45.4	48.4	40.5	43.5
22/12/2023	08:54	45.5	48.5		47.9	50.9	43.4	46.4
22/12/2023	08:59	42.2	45.2		44.9	47.9	39.5	42.5
22/12/2023	09:04	44.8	47.8		48.0	51.0	41.6	44.6
22/12/2023	09:09	45.1	48.1		48.1	51.1	42.3	45.3
22/12/2023	09:14	45.3	48.3	47.6	47.7	50.7	43.2	46.2
22/12/2023	09:19	43.4	46.4		46.4	49.4	40.8	43.8
22/12/2023	09:24	43.8	46.8		46.6	49.6	41.7	44.7
22/12/2023	09:29	45.0	48.0		47.9	50.9	42.5	45.5
22/12/2023	09:34	46.4	49.4		49.2	52.2	44.3	47.3
22/12/2023	09:39	45.5	48.5		48.4	51.4	42.5	45.5
22/12/2023	09:44	46.2	49.2	49.3	48.9	51.9	44.0	47.0
22/12/2023	09:49	45.1	48.1		47.6	50.6	42.2	45.2
22/12/2023	09:54	47.0	50.0		49.5	52.5	44.1	47.1
22/12/2023	09:59	47.2	50.2		49.7	52.7	44.4	47.4
22/12/2023	10:04	45.8	48.8		47.9	50.9	42.7	45.7
22/12/2023	10:09	46.9	49.9		50.1	53.1	44.7	47.7
22/12/2023	10:14	46.2	49.2	49.2	48.6	51.6	43.6	46.6
22/12/2023	10:19	46.2	49.2		49.0	52.0	44.0	47.0
22/12/2023	10:24	47.0	50.0		49.3	52.3	44.6	47.6
22/12/2023	10:29	44.7	47.7		47.5	50.5	42.1	45.1
22/12/2023	10:34	45.5	48.5		48.2	51.2	43.4	46.4
22/12/2023	10:39	44.6	47.6		46.7	49.7	41.8	44.8
22/12/2023	10:44	46.8	49.8	48.2	49.9	52.9	44.6	47.6
22/12/2023	10:49	44.8	47.8		48.0	51.0	41.6	44.6
22/12/2023	10:54	44.4	47.4		47.0	50.0	41.7	44.7
22/12/2023	10:59	44.7	47.7		46.8	49.8	42.0	45.0
22/12/2023	11:04	45.1	48.1		48.3	51.3	42.4	45.4
22/12/2023	11:09	47.6	50.6		50.8	53.8	44.6	47.6
22/12/2023	11:14	46.4	49.4	49.1	50.0	53.0	43.9	46.9
22/12/2023	11:19	44.4	47.4		47.8	50.8	41.6	44.6
22/12/2023	11:24	47.4	50.4		50.7	53.7	44.5	47.5
22/12/2023	11:29	44.9	47.9		48.1	51.1	41.4	44.4
22/12/2023	11:34	47.4	50.4		50.7	53.7	43.7	46.7
22/12/2023	11:39	47.0	50.0		49.7	52.7	44.2	47.2
22/12/2023	11:44	45.5	48.5	49.6	48.5	51.5	43.0	46.0
22/12/2023	11:49	44.2	47.2		47.1	50.1	41.2	44.2
22/12/2023	11:54	47.6	50.6		51.1	54.1	44.9	47.9
22/12/2023	11:59	46.9	49.9		49.7	52.7	43.5	46.5
22/12/2023	12:04	46.2	49.2		49.1	52.1	43.4	46.4
22/12/2023	12:09	45.3	48.3		49.1	52.1	42.5	45.5
22/12/2023	12:14	44.7	47.7	48.5	48.2	51.2	42.2	45.2
22/12/2023	12:19	44.6	47.6		48.5	51.5	40.9	43.9
22/12/2023	12:24	47.0	50.0		49.5	52.5	43.8	46.8
22/12/2023	12:29	44.4	47.4		47.4	50.4	41.0	44.0
22/12/2023	12:34	46.2	49.2		49.7	52.7	42.8	45.8
22/12/2023	12:39	47.5	50.5		50.8	53.8	44.3	47.3
22/12/2023	12:44	44.4	47.4	48.9	47.6	50.6	41.0	44.0
22/12/2023	12:49	44.4	47.4		47.8	50.8	41.4	44.4
22/12/2023	12:54	45.7	48.7		48.7	51.7	42.5	45.5
22/12/2023	12:59	46.5	49.5		49.7	52.7	43.1	46.1
22/12/2023	13:04	44.4	47.4		48.0	51.0	40.8	43.8
22/12/2023	13:09	46.3	49.3		49.3	52.3	42.6	45.6
22/12/2023	13:14	45.2	48.2	49.1	47.8	50.8	41.3	44.3
22/12/2023	13:19	44.6	47.6		48.5	51.5	41.9	44.9
22/12/2023	13:24	47.6	50.6		50.7	53.7	44.2	47.2
22/12/2023	13:29	47.2	50.2		50.9	53.9	44.5	47.5
22/12/2023	13:34	47.0	50.0		49.6	52.6	44.4	47.4
22/12/2023	13:39	47.6	50.6		51.1	54.1	44.0	47.0
22/12/2023	13:44	44.8	47.8	49.2	47.9	50.9	41.7	44.7
22/12/2023	13:49	44.6	47.6		48.0	51.0	42.1	45.1
22/12/2023	13:54	46.8	49.8		50.3	53.3	43.4	46.4
22/12/2023	13:59	45.2	48.2		48.8	51.8	41.7	44.7
22/12/2023	14:04	45.3	48.3		48.9	51.9	42.4	45.4
22/12/2023	14:09	45.2	48.2		48.3	51.3	41.8	44.8
22/12/2023	14:14	44.4	47.4	48.2	47.2	50.2	41.5	44.5
22/12/2023	14:19	45.0	48.0		48.0	51.0	42.4	45.4
22/12/2023	14:24	46.3	49.3		48.8	51.8	43.5	46.5
22/12/2023	14:29	44.6	47.6		47.5	50.5	41.8	44.8
22/12/2023	14:34	44.4	47.4		47.3	50.3	41.1	44.1
22/12/2023	14:39	46.8	49.8		49.7	52.7	43.8	46.8
22/12/2023	14:44	45.2	48.2	48.6	48.4	51.4	41.3	44.3
22/12/2023	14:49	45.2	48.2		48.4	51.4	42.6	45.6
22/12/2023	14:54	45.6	48.6		49.3	52.3	41.7	44.7
22/12/2023	14:59	45.8	48.8		49.1	52.1	42.2	45.2
22/12/2023	15:04	44.4	47.4		47.5	50.5	41.8	44.8
22/12/2023	15:09	46.8	49.8		50.7	53.7	43.6	46.6
22/12/2023	15:14	45.3	48.3	48.3	49.2	52.2	42.4	45.4
22/12/2023	15:19	44.4	47.4		47.8	50.8	41.7	44.7
22/12/2023	15:24	45.0	48.0		47.6	50.6	42.1	45.1
22/12/2023	15:29	45.3	48.3		47.8	50.8	42.7	45.7
22/12/2023	15:34	46.9	49.9		50.4	53.4	43.3	46.3
22/12/2023	15:39	46.5	49.5		49.3	52.3	43.1	46.1
22/12/2023	15:44	44.2	47.2		46.9	49.9	40.5	43.5
22/12/2023	15:49	45.1	48.1		47.8	50.8	41.8	44.8
22/12/2023	15:54	46.7	49.7		49.6	52.6	44.0	47.0
22/12/2023	16:03	45.8	48.8		49.3	52.3	41.1	44.1
22/12/2023	16:08	47.2	50.2		50.1	53.1	44.0	47.0
22/12/2023	16:13	48.0	51.0	50.7	50.0	53.0	43.1	46.1
22/12/2023	16:18	46.7	49.7		52.0	55.0	44.1	47.1
22/12/2023	16:23	49.0	52.0		50.0	53.0	42.9	45.9
22/12/2023	16:28	48.7	51.7		49.7	52.7	42.2	45.2
22/12/2023	16:33	45.4	48.4		51.7	54.7	43.8	46.8
22/12/2023	16:38	47.4	50.4		50.8	53.8	44.4	47.4
22/12/2023	16:43	47.1	50.1	50.1	49.5	52.5	42.8	45.8
22/12/2023	16:48	48.0	51.0		52.9	55.9	45.0	48.0
22/12/2023	16:53	46.6	49.6		48.6	51.6	41.7	44.7
22/12/2023	16:58	47.8	50.8		52.4	55.4	45.5	48.5
22/12/2023	17:03	45.6	48.6		49.6	52.6	42.5	45.5
22/12/2023	17:08	48.8	51.8		50.9	53.9	43.6	46.6
22/12/2023	17:13	49.2	52.2	50.6	52.7	55.7	46.0	49.0
22/12/2023	17:18	46.8	49.8		49.5	52.5	42.2	45.2
22/12/2023	17:23	47.8	50.8		50.2	53.2	44.1	47.1
22/12/2023	17:28	46.6	49.6		49.6	52.6	41.5	44.5
22/12/2023	17:33	47.5	50.5		51.5	54.5	44.4	47.4
22/12/2023	17:38	47.4	50.4		51.5	54.5	43.0	46.0
22/12/2023	17:43	46.7	49.7	50.0	51.9	54.9	44.9	47.9
22/12/2023	17:48	48.1	51.1		50.2	53.2	43.4	46.4
22/12/2023	17:53	45.4	48.4		51.7	54.7	44.0	47.0
22/12/2023	17:58	46.3	49.3		50.9	53.9	43.1	46.1
22/12/2023	18:03	45.6	48.6		48.4	51.4	42.4	45.4
22/12/2023	18:08	47.2	50.2		50.6	53.6	42.6	45.6
22/12/2023	18:13	46.3	49.3	50.3	50.9	53.9	45.0	48.0
22/12/2023	18:18	45.9	48.9		50.6	53.6	44.0	47.0
22/12/2023	18:23	48.2	51.2		52.1	55.1	45.7	48.7
22/12/2023	18:28	49.5	52.5		50.8	53.8	41.2	44.2
22/12/2023	18:33	48.2	51.2		50.4	53.4	43.8	46.8
22/12/2023	18:38	47.4	50.4		50.7	53.7	43.3	46.3
22/12/2023	18:43	47.8	50.8	51.3	49.5	52.5	42.8	45.8
22/12/2023	18:48	49.6	52.6		50.1	53.1	43.8	46.8
22/12/2023	18:53	46.6	49.6		50.9	53.9	43.7	46.7
22/12/2023	18:58	49.6	52.6		51.7	54.7	41.8	44.8
			Mean	48.8				
			Maximum	51.3				
			Minimum	45.5				

Date	Start Time	Leq (5mins)	Leq (5mins)*	Leq (30mins)	L10 (5mins)	L10 (5mins)*	L90 (5mins)	L90 (5mins)*
23/12/2023	07:03	40.9	43.9		45.0	48.0	38.7	41.7
23/12/2023	07:08	40.5	43.5		46.1	49.1	39.8	42.8
23/12/2023	07:13	40.3	43.3	45.0	43.4	46.4	39.4	42.4
23/12/2023	07:18	40.9	43.9		43.2	46.2	38.0	41.0
23/12/2023	07:23	44.6	47.6		44.9	47.9	41.8	44.8
23/12/2023	07:28	43.1	46.1		46.2	49.2	42.6	45.6
23/12/2023	07:33	44.5	47.5		45.8	48.8	42.1	45.1
23/12/2023	07:38	42.5	45.5		43.5	46.5	39.5	42.5
23/12/2023	07:43	44.5	47.5	47.0	46.4	49.4	39.9	42.9
23/12/2023	07:48	44.6	47.6		45.5	48.5	40.3	43.3
23/12/2023	07:53	43.2	46.2		44.3	47.3	40.6	43.6
23/12/2023	07:58	44.2	47.2		46.2	49.2	41.5	44.5
23/12/2023	08:03	45.0	48.0		47.4	50.4	43.3	46.3
23/12/2023	08:08	44.9	47.9		46.8	49.8	43.1	46.1
23/12/2023	08:13	44.6	47.6	47.8	45.1	48.1	41.1	44.1
23/12/2023	08:18	45.4	48.4		47.7	50.7	43.2	46.2
23/12/2023	08:23	44.3	47.3		45.7	48.7	41.2	44.2
23/12/2023	08:28	44.4	47.4		45.1	48.1	40.9	43.9
23/12/2023	08:33	45.8	48.8		47.0	50.0	41.7	44.7
23/12/2023	08:38	45.0	48.0		46.8	49.8	41.0	44.0
23/12/2023	08:43	44.4	47.4	47.8	48.4	51.4	42.9	45.9
23/12/2023	08:48	44.2	47.2		46.1	49.1	41.3	44.3
23/12/2023	08:53	42.9	45.9		46.5	49.5	40.6	43.6
23/12/2023	08:58	45.7	48.7		48.0	51.0	42.8	45.8
23/12/2023	09:03	44.4	47.4		45.0	48.0	39.9	42.9
23/12/2023	09:08	44.6	47.6		47.2	50.2	42.1	45.1
23/12/2023	09:13	42.7	45.7	47.0	45.9	48.9	41.2	44.2
23/12/2023	09:18	44.3	47.3		48.2	51.2	42.6	45.6
23/12/2023	09:23	42.7	45.7		48.1	51.1	40.4	43.4
23/12/2023	09:28	45.0	48.0		45.1	48.1	40.5	43.5
23/12/2023	09:33	44.2	47.2		47.8	50.8	42.4	45.4
23/12/2023	09:38	45.9	48.9		47.6	50.6	41.6	44.6
23/12/2023	09:43	45.7	48.7	48.4	49.1	52.1	43.9	46.9
23/12/2023	09:48	45.7	48.7		46.7	49.7	41.1	44.1
23/12/2023	09:53	45.6	48.6		48.6	51.6	42.7	45.7
23/12/2023	09:58	44.9	47.9		48.8	51.8	43.6	46.6
23/12/2023	10:03	45.3	48.3		50.3	53.3	44.3	47.3
23/12/2023	10:08	45.6	48.6		49.0	52.0	42.9	45.9
23/12/2023	10:13	46.6	49.6	48.8	48.5	51.5	44.2	47.2
23/12/2023	10:18	44.7	47.7		48.6	51.6	44.1	47.1
23/12/2023	10:23	44.5	47.5		49.9	52.9	42.8	45.8
23/12/2023	10:28	47.5	50.5		49.0	52.0	43.4	46.4
23/12/2023	10:33	45.5	48.5		47.7	50.7	42.7	45.7
23/12/2023	10:38	44.5	47.5		50.0	53.0	42.8	45.8
23/12/2023	10:43	45.5	48.5	48.9	47.6	50.6	41.9	44.9
23/12/2023	10:48	47.6	50.6		47.9	50.9	42.2	45.2
23/12/2023	10:53	45.9	48.9		47.3	50.3	42.0	45.0
23/12/2023	10:58	45.9	48.9		46.9	49.9	41.3	44.3
23/12/2023	11:03	44.8	47.8		49.3	52.3	43.1	46.1
23/12/2023	11:08	46.8	49.8		50.5	53.5	44.5	47.5
23/12/2023	11:13	45.7	48.7	48.6	50.3	53.3	44.7	47.7
23/12/2023	11:18	45.2	48.2		50.1	53.1	43.4	46.4
23/12/2023	11:23	46.1	49.1		49.9	52.9	43.5	46.5
23/12/2023	11:28	44.3	47.3		49.7	52.7	42.8	45.8
23/12/2023	11:33	44.5	47.5		51.2	54.2	42.8	45.8
23/12/2023	11:38	44.4	47.4		49.6	52.6	44.3	47.3
23/12/2023	11:43	45.9	48.9	48.9	49.5	52.5	43.6	46.6
23/12/2023	11:48	47.1	50.1		51.2	54.2	44.5	47.5
23/12/2023	11:53	46.9	49.9		51.1	54.1	44.3	47.3
23/12/2023	11:58	45.9	48.9		49.1	52.1	41.7	44.7
23/12/2023	12:03	47.1	50.1		47.5	50.5	40.8	43.8
23/12/2023	12:08	46.0	49.0		49.3	52.3	42.5	45.5
23/12/2023	12:13	45.0	48.0	49.2	49.1	52.1	43.3	46.3
23/12/2023	12:18	47.1	50.1		48.2	51.2	42.4	45.4
23/12/2023	12:23	46.1	49.1		50.0	53.0	43.7	46.7
23/12/2023	12:28	45.3	48.3		49.0	52.0	42.5	45.5
23/12/2023	12:33	46.4	49.4		47.5	50.5	41.3	44.3
23/12/2023	12:38	45.3	48.3		49.0	52.0	41.9	44.9
23/12/2023	12:43	46.6	49.6	49.3	48.2	51.2	42.9	45.9
23/12/2023	12:48	46.4	49.4		50.2	53.2	43.9	46.9
23/12/2023	12:53	45.5	48.5		49.7	52.7	43.5	46.5
23/12/2023	12:58	47.4	50.4		50.7	53.7	44.0	47.0
23/12/2023	13:03	46.6	49.6		49.5	52.5	43.4	46.4
23/12/2023	13:08	45.9	48.9		47.4	50.4	40.8	43.8
23/12/2023	13:13	47.1	50.1	49.0	48.8	51.8	41.7	44.7
23/12/2023	13:18	44.7	47.7		49.5	52.5	43.7	46.7
23/12/2023	13:23	45.6	48.6		48.6	51.6	41.9	44.9
23/12/2023	13:28	46.0	49.0		49.8	52.8	43.2	46.2
23/12/2023	13:33	45.0	48.0		50.2	53.2	43.9	46.9
23/12/2023	13:38	47.4	50.4		48.8	51.8	41.4	44.4
23/12/2023	13:43	47.3	50.3	49.1	48.0	51.0	42.3	45.3
23/12/2023	13:48	46.3	49.3		51.0	54.0	44.4	47.4
23/12/2023	13:53	44.8	47.8		49.0	52.0	43.3	46.3
23/12/2023	13:58	44.7	47.7		47.4	50.4	41.3	44.3
23/12/2023	14:03	46.6	49.6		48.1	51.1	41.2	44.2
23/12/2023	14:08	47.6	50.6		50.9	53.9	43.9	46.9
23/12/2023	14:13	46.6	49.6	50.0	50.0	53.0	42.9	45.9
23/12/2023	14:18	47.3	50.3		50.0	53.0	43.7	46.7
23/12/2023	14:23	47.0	50.0		49.6	52.6	43.7	46.7
23/12/2023	14:28	47.1	50.1		50.9	53.9	43.3	46.3
23/12/2023	14:33	45.8	48.8		48.9	51.9	42.6	45.6
23/12/2023	14:38	45.4	48.4		49.0	52.0	43.1	46.1
23/12/2023	14:43	45.5	48.5	48.3	47.7	50.7	41.4	44.4
23/12/2023	14:48	45.0	48.0		48.0	51.0	42.6	45.6
23/12/2023	14:53	45.1	48.1		48.9	51.9	41.8	44.8
23/12/2023	14:58	45.2	48.2		49.8	52.8	43.6	46.6
23/12/2023	15:03	47.2	50.2		48.1	51.1	40.9	43.9
23/12/2023	15:08	47.4	50.4		48.7	51.7	43.3	46.3
23/12/2023	15:13	49.3	52.3	50.7	51.3	54.3	40.8	43.8
23/12/2023	15:18	46.0	49.0		48.8	51.8	43.4	46.4
23/12/2023	15:23	48.2	51.2		50.1	53.1	42.0	45.0
23/12/2023	15:28	47.6	50.6		49.1	52.1	41.5	44.5
23/12/2023	15:33	46.4	49.4		48.9	51.9	42.9	45.9
23/12/2023	15:38	46.6	49.6		47.4	50.4	40.6	43.6
23/12/2023	15:43	46.5	49.5	49.8	49.0	52.0	42.1	45.1
23/12/2023	15:48	47.1	50.1		49.5	52.5	42.9	45.9
23/12/2023	15:53	48.5	51.5		51.3	54.3	41.2	44.2
23/12/2023	15:58	45.2	48.2		50.2	53.2	43.7	46.7
23/12/2023	16:03	49.0	52.0		50.1	53.1	42.8	45.8
23/12/2023	16:08	47.6	50.6		49.8	52.8	42.9	45.9
23/12/2023	16:13	48.0	51.0	51.0	49.0	52.0	42.0	45.0
23/12/2023	16:18	46.6	49.6		51.9	54.9	45.1	48.1
23/12/2023	16:23	47.6	50.6		50.1	53.1	42.1	45.1
23/12/2023	16:28	48.7	51.7		52.5	55.5	45.8	48.8
23/12/2023	16:33	47.9	50.9		51.4	54.4	43.5	46.5
23/12/2023	16:38	46.3	49.3		51.7	54.7	45.9	48.9
23/12/2023	16:43	47.7	50.7	50.5	51.5	54.5	44.4	47.4
23/12/2023	16:48	48.0	51.0		49.6	52.6	43.2	46.2
23/12/2023	16:53	48.6	51.6		52.1	55.1	45.2	48.2
23/12/2023	16:58	45.9	48.9		51.6	54.6	43.7	46.7
23/12/2023	17:03	45.7	48.7		50.4	53.4	44.6	47.6
23/12/2023	17:08	46.5	49.5		52.9	55.9	44.5	47.5
23/12/2023	17:13	48.9	51.9	49.8	49.8	52.8	42.9	45.9
23/12/2023	17:18	46.3	49.3		51.5	54.5	44.8	47.8
23/12/2023	17:23	46.8	49.8		48.0	51.0	42.0	45.0
23/12/2023	17:28	45.7	48.7		51.9	54.9	45.6	48.6
23/12/2023	17:33	47.7	50.7		49.9	52.9	42.4	45.4
23/12/2023	17:38	47.0	50.0		51.7	54.7	44.3	47.3
23/12/2023	17:43	45.4	48.4	49.8	50.6	53.6	43.5	46.5
23/12/2023	17:48	45.8	48.8		52.3	55.3	44.7	47.7
23/12/2023	17:53	46.2	49.2		51.4	54.4	44.0	47.0
23/12/2023	17:58	48.2	51.2		49.2	52.2	42.2	45.2
23/12/2023	18:03	45.6	48.6		50.3	53.3	42.9	45.9
23/12/2023	18:08	45.4	48.4		53.7	56.7	44.8	47.8
23/12/2023	18:13	47.0	50.0	49.6	51.7	54.7	45.1	48.1
23/12/2023	18:18	48.5	51.5		50.2	53.2	42.5	45.5
23/12/2023	18:23	46.9	49.9		49.5	52.5	43.6	46.6
23/12/2023	18:28	45.6	48.6		53.6	56.6	43.7	46.7
23/12/2023	18:33	46.0	49.0		50.0	53.0	42.2	45.2
23/12/2023	18:38	45.5	48.5		52.7	55.7	41.5	44.5
23/12/2023	18:43	48.0	51.0	50.2	51.8	54.8	44.5	47.5
23/12/2023	18:48	48.0	51.0		51.2	54.2	44.6	47.6
23/12/2023	18:53	48.8	51.8		50.4	53.4	42.4	45.4
23/12

Station: TW_M3

Remark: *For Free Field measurement, +3 dB(A) was added to the measured results.

Date	Start Time	Leq (5mins)	Leq (5mins)*	Leq (30mins)	L10 (5mins)	L10 (5mins)*	L90 (5mins)	L90 (5mins)*
24/12/2023	07:03	44.4	47.4		45.4	48.4	39.1	42.1
24/12/2023	07:08	43.4	46.4		45.1	48.1	42.1	45.1
24/12/2023	07:13	41.3	44.3	45.7	43.1	46.1	40.0	43.0
24/12/2023	07:18	42.9	45.9		43.7	46.7	39.1	42.1
24/12/2023	07:23	42.7	45.7		43.2	46.2	40.1	43.1
24/12/2023	07:28	40.2	43.2		45.7	48.7	38.7	41.7
24/12/2023	07:33	41.3	44.3		44.1	47.1	40.2	43.2
24/12/2023	07:38	44.1	47.1		45.6	48.6	41.0	44.0
24/12/2023	07:43	44.9	47.9	46.6	45.9	48.9	40.4	43.4
24/12/2023	07:48	43.2	46.2		44.4	47.4	38.3	41.3
24/12/2023	07:53	44.3	47.3		47.1	50.1	43.7	46.7
24/12/2023	07:58	43.0	46.0		47.5	50.5	42.9	45.9
24/12/2023	08:03	44.2	47.2		44.7	47.7	41.0	44.0
24/12/2023	08:08	42.6	45.6		47.1	50.1	42.5	45.5
24/12/2023	08:13	43.7	46.7	47.6	46.1	49.1	42.2	45.2
24/12/2023	08:18	45.8	48.8		47.7	50.7	42.3	45.3
24/12/2023	08:23	45.6	48.6		46.5	49.5	42.0	45.0
24/12/2023	08:28	45.1	48.1		46.8	49.8	41.2	44.2
24/12/2023	08:33	44.1	47.1		44.8	47.8	40.7	43.7
24/12/2023	08:38	45.3	48.3		47.6	50.6	43.1	46.1
24/12/2023	08:43	43.5	46.5	46.6	46.2	49.2	41.4	44.4
24/12/2023	08:48	42.2	45.2		46.0	49.0	40.6	43.6
24/12/2023	08:53	43.7	46.7		45.2	48.2	40.6	43.6
24/12/2023	08:58	42.2	45.2		47.3	50.3	41.7	44.7
24/12/2023	09:03	42.3	45.3		46.5	49.5	41.2	44.2
24/12/2023	09:08	44.6	47.6		47.3	50.3	41.8	44.8
24/12/2023	09:13	43.4	46.4	46.9	47.3	50.3	41.7	44.7
24/12/2023	09:18	43.5	46.5		45.5	48.5	40.0	43.0
24/12/2023	09:23	42.6	45.6		45.7	48.7	40.3	43.3
24/12/2023	09:28	45.9	48.9		46.6	49.6	41.1	44.1
24/12/2023	09:33	43.3	46.3		46.2	49.2	41.0	44.0
24/12/2023	09:38	44.9	47.9		47.9	50.9	42.8	45.8
24/12/2023	09:43	47.0	50.0	48.4	47.8	50.8	41.9	44.9
24/12/2023	09:48	44.6	47.6		50.5	53.5	44.3	47.3
24/12/2023	09:53	46.5	49.5		48.8	51.8	43.2	46.2
24/12/2023	09:58	45.0	48.0		49.3	52.3	44.8	47.8
24/12/2023	10:03	47.2	50.2		48.6	51.6	43.3	46.3
24/12/2023	10:08	47.0	50.0		47.6	50.6	41.8	44.8
24/12/2023	10:13	44.5	47.5	49.0	47.5	50.5	42.5	45.5
24/12/2023	10:18	46.0	49.0		49.5	52.5	44.5	47.5
24/12/2023	10:23	45.7	48.7		47.5	50.5	42.8	45.8
24/12/2023	10:28	45.1	48.1		49.9	52.9	44.4	47.4
24/12/2023	10:33	46.6	49.6		50.1	53.1	43.9	46.9
24/12/2023	10:38	44.8	47.8		48.3	51.3	42.7	45.7
24/12/2023	10:43	46.3	49.3	49.1	48.0	51.0	43.0	46.0
24/12/2023	10:48	47.0	50.0		49.3	52.3	44.0	47.0
24/12/2023	10:53	46.7	49.7		47.3	50.3	42.7	45.7
24/12/2023	10:58	45.0	48.0		49.6	52.6	43.8	46.8
24/12/2023	11:03	47.3	50.3		49.2	52.2	43.4	46.4
24/12/2023	11:08	45.1	48.1		51.0	54.0	43.9	46.9
24/12/2023	11:13	46.1	49.1	49.0	47.2	50.2	42.0	45.0
24/12/2023	11:18	46.0	49.0		50.2	53.2	43.9	46.9
24/12/2023	11:23	46.6	49.6		48.1	51.1	41.1	44.1
24/12/2023	11:28	44.3	47.3		51.3	54.3	43.7	46.7
24/12/2023	11:33	47.3	50.3		47.6	50.6	42.1	45.1
24/12/2023	11:38	44.7	47.7		49.5	52.5	42.5	45.5
24/12/2023	11:43	46.5	49.5	48.7	49.1	52.1	42.4	45.4
24/12/2023	11:48	44.5	47.5		49.0	52.0	42.3	45.3
24/12/2023	11:53	45.8	48.8		49.2	52.2	44.0	47.0
24/12/2023	11:58	44.6	47.6		49.0	52.0	43.6	46.6
24/12/2023	12:03	44.3	47.3		50.4	53.4	42.8	45.8
24/12/2023	12:08	45.9	48.9		50.7	53.7	44.4	47.4
24/12/2023	12:13	47.0	50.0	48.8	49.6	52.6	43.3	46.3
24/12/2023	12:18	46.2	49.2		50.0	53.0	43.2	46.2
24/12/2023	12:23	44.6	47.6		49.5	52.5	44.2	47.2
24/12/2023	12:28	46.2	49.2		49.8	52.8	43.6	46.6
24/12/2023	12:33	45.6	48.6		48.5	51.5	42.2	45.2
24/12/2023	12:38	47.3	50.3		50.1	53.1	44.0	47.0
24/12/2023	12:43	45.2	48.2	48.7	50.5	53.5	43.3	46.3
24/12/2023	12:48	44.2	47.2		47.7	50.7	41.8	44.8
24/12/2023	12:53	46.2	49.2		50.2	53.2	43.0	46.0
24/12/2023	12:58	45.1	48.1		48.1	51.1	40.6	43.6
24/12/2023	13:03	45.2	48.2		50.3	53.3	43.6	46.6
24/12/2023	13:08	45.7	48.7		47.2	50.2	40.5	43.5
24/12/2023	13:13	46.6	49.6	49.3	49.4	52.4	42.8	45.8
24/12/2023	13:18	47.2	50.2		50.1	53.1	42.9	45.9
24/12/2023	13:23	46.5	49.5		51.4	54.4	44.6	47.6
24/12/2023	13:28	46.3	49.3		49.8	52.8	42.9	45.9
24/12/2023	13:33	45.2	48.2		49.0	52.0	43.0	46.0
24/12/2023	13:38	44.3	47.3		48.6	51.6	42.7	45.7
24/12/2023	13:43	47.0	50.0	49.0	50.3	53.3	42.9	45.9
24/12/2023	13:48	47.2	50.2		48.9	51.9	41.9	44.9
24/12/2023	13:53	45.7	48.7		49.7	52.7	43.7	46.7
24/12/2023	13:58	46.2	49.2		48.1	51.1	41.1	44.1
24/12/2023	14:03	44.2	47.2		47.6	50.6	42.0	45.0
24/12/2023	14:08	44.2	47.2		49.2	52.2	42.9	45.9
24/12/2023	14:13	46.7	49.7	48.4	49.5	52.5	41.8	44.8
24/12/2023	14:18	45.0	48.0		49.9	52.9	43.5	46.5
24/12/2023	14:23	47.1	50.1		49.8	52.8	43.4	46.4
24/12/2023	14:28	44.2	47.2		49.3	52.3	43.6	46.6
24/12/2023	14:33	45.9	48.9		50.7	53.7	43.8	46.8
24/12/2023	14:38	45.5	48.5		48.9	51.9	42.6	45.6
24/12/2023	14:43	45.1	48.1	48.9	49.3	52.3	43.2	46.2
24/12/2023	14:48	45.5	48.5		47.9	50.9	41.3	44.3
24/12/2023	14:53	45.8	48.8		48.6	51.6	41.7	44.7
24/12/2023	14:58	47.4	50.4		48.4	51.4	42.6	45.6
24/12/2023	15:03	45.2	48.2		50.2	53.2	44.2	47.2
24/12/2023	15:08	45.7	48.7		47.7	50.7	42.0	45.0
24/12/2023	15:13	45.0	48.0	48.4	49.7	52.7	42.0	45.0
24/12/2023	15:18	45.3	48.3		47.3	50.3	40.7	43.7
24/12/2023	15:23	46.0	49.0		49.0	52.0	42.9	45.9
24/12/2023	15:28	45.2	48.2		48.6	51.6	41.9	44.9
24/12/2023	15:33	46.3	49.3		47.6	50.6	40.5	43.5
24/12/2023	15:38	47.0	50.0		49.6	52.6	43.6	46.6
24/12/2023	15:43	47.2	50.2	50.5	48.1	51.1	41.0	44.0
24/12/2023	15:48	49.1	52.1		52.5	55.5	42.4	45.4
24/12/2023	15:53	48.4	51.4		49.7	52.7	43.8	46.8
24/12/2023	15:58	46.2	49.2		48.1	51.1	42.1	45.1
24/12/2023	16:03	46.8	49.8		48.9	51.9	43.6	46.6
24/12/2023	16:08	45.2	48.2		50.7	53.7	43.3	46.3
24/12/2023	16:13	47.7	50.7	50.7	49.3	52.3	42.9	45.9
24/12/2023	16:18	48.9	51.9		51.3	54.3	42.4	45.4
24/12/2023	16:23	48.6	51.6		52.4	55.4	45.0	48.0
24/12/2023	16:28	47.9	50.9		50.6	53.6	43.0	46.0
24/12/2023	16:33	49.3	52.3		52.0	55.0	44.9	47.9
24/12/2023	16:38	45.3	48.3		49.7	52.7	43.4	46.4
24/12/2023	16:43	48.6	51.6	50.5	49.3	52.3	43.4	46.4
24/12/2023	16:48	47.6	50.6		50.8	53.8	42.7	45.7
24/12/2023	16:53	45.8	48.8		51.2	54.2	43.4	46.4
24/12/2023	16:58	47.3	50.3		49.7	52.7	42.7	45.7
24/12/2023	17:03	48.4	51.4		49.8	52.8	43.9	46.9
24/12/2023	17:08	47.7	50.7		49.4	52.4	42.5	45.5
24/12/2023	17:13	47.5	50.5	51.1	51.3	54.3	43.4	46.4
24/12/2023	17:18	46.6	49.6		51.8	54.8	43.9	46.9
24/12/2023	17:23	48.6	51.6		50.9	53.9	44.1	47.1
24/12/2023	17:28	49.2	52.2		51.8	54.8	43.3	46.3
24/12/2023	17:33	47.4	50.4		53.1	56.1	46.0	49.0
24/12/2023	17:38	46.3	49.3		49.7	52.7	43.3	46.3
24/12/2023	17:43	49.0	52.0	50.7	52.8	55.8	42.4	45.4
24/12/2023	17:48	49.1	52.1		51.5	54.5	41.7	44.7
24/12/2023	17:53	47.1	50.1		50.4	53.4	44.3	47.3
24/12/2023	17:58	46.3	49.3		50.9	53.9	45.3	48.3
24/12/2023	18:03	46.1	49.1		51.4	54.4	45.4	48.4
24/12/2023	18:08	46.9	49.9		50.4	53.4	42.3	45.3
24/12/2023	18:13	48.1	51.1	50.4	51.0	54.0	44.0	47.0
24/12/2023	18:18	49.1	52.1		49.7	52.7	42.5	45.5
24/12/2023	18:23	47.8	50.8		51.9	54.9	46.1	49.1
24/12/2023	18:28	45.6	48.6		49.8	52.8	43.1	46.1
24/12/2023	18:33	46.4	49.4		50.6	53.6	43.1	46.1
24/12/2023	18:38	45.9	48.9	49.7	51.6	54.6	45.8	48.8
24/12/2023	18:43	45.4	48.4		48.5	51.5	42.3	45.3
24/12/2023	18:48	46.7	49.7		51.2	54.2	44.6	47.6
24/12/2023	18:53	47.0	50.0		49.2	52.2	41.9	44.9
24/12/2023	18:58	48.3	51.3		51.8	54.8	44.8	47.8
			Mean	48.9				
			Maximum	51.1				
			Minimum	45.7				

Date	Start Time	Leq (5mins)	Leq (5mins)*	Leq (30mins)	L10 (5mins)	L10 (5mins)*	L90 (5mins)	L90 (5mins)*
25/12/2023	07:03	39.7	42.7		41.0	44.0	37.4	40.4
25/12/2023	07:08	43.7	46.7		45.8	48.8	42.0	45.0
25/12/2023	07:13	44.7	47.7	46.2	46.0	49.0	42.5	45.5
25/12/2023	07:18	44.6	47.6		45.1	48.1	39.7	42.7
25/12/2023	07:23	43.3	46.3		44.8	47.8	38.3	41.3
25/12/2023	07:28	41.3	44.3		42.8	45.8	39.6	42.6
25/12/2023	07:33	41.0	44.0		45.4	48.4	40.8	43.8
25/12/2023	07:38	42.2	45.2		44.4	47.4	40.9	43.9
25/12/2023	07:43	41.4	44.4	45.4	46.1	49.1	40.3	43.3
25/12/2023	07:48	43.0	46.0		44.4	47.4	38.4	41.4
25/12/2023	07:53	41.9	44.9		42.9	45.9	38.7	41.7
25/12/2023	07:58	44.1	47.1		44.8	47.8	41.0	44.0
25/12/2023	08:03	45.6	48.6		46.6	49.6	42.2	45.2
25/12/2023	08:08	43.8	46.8		48.3	51.3	43.2	46.2
25/12/2023	08:13	42.7	45.7	47.2	45.9	48.9	42.2	45.2
25/12/2023	08:18	45.5	48.5		47.7	50.7	40.3	43.3
25/12/2023	08:23	42.8	45.8		46.5	49.5	41.8	44.8
25/12/2023	08:28	44.1	47.1		47.0	50.0	42.5	45.5
25/12/2023	08:33	44.2	47.2		47.1	50.1	43.4	46.4
25/12/2023	08:38	43.7	46.7		48.1	51.1	42.7	45.7
25/12/2023	08:43	44.7	47.7	46.7	46.8	49.8	42.2	45.2
25/12/2023	08:48	42.6	45.6		45.9	48.9	40.3	43.3
25/12/2023	08:53	42.8	45.8		46.5	49.5	41.3	44.3
25/12/2023	08:58	43.6	46.6		45.8	48.8	40.3	43.3
25/12/2023	09:03	45.8	48.8		48.0	51.0	42.9	45.9
25/12/2023	09:08	43.9	46.9		46.3	49.3	41.2	44.2
25/12/2023	09:13	44.5	47.5	47.5	47.4	50.4	42.0	45.0
25/12/2023	09:18	42.6	45.6		45.1	48.1	40.8	43.8
25/12/2023	09:23	44.7	47.7		48.5	51.5	43.0	46.0
25/12/2023	09:28	44.8	47.8		46.8	49.8	41.5	44.5
25/12/2023	09:33	45.3	48.3		47.2	50.2	42.3	45.3
25/12/2023	09:38	43.4	46.4		45.7	48.7	40.4	43.4
25/12/2023	09:43	47.0	50.0	48.4	49.4	52.4	44.1	47.1
25/12/2023	09:48	45.6	48.6		47.4	50.4	42.5	45.5
25/12/2023	09:53	45.6	48.6		47.2	50.2	41.6	44.6
25/12/2023	09:58	45.0	48.0		48.7	51.7	43.4	46.4
25/12/2023	10:03	46.2	49.2		47.2	50.2	42.7	45.7
25/12/2023	10:08	46.2	49.2		48.8	51.8	43.8	46.8
25/12/2023	10:13	45.9	48.9	48.7	50.0	53.0	45.3	48.3
25/12/2023	10:18	45.3	48.3		47.3	50.3	42.8	45.8
25/12/2023	10:23	45.6	48.6		49.9	52.9	44.8	47.8
25/12/2023	10:28	44.5	47.5		49.5	52.5	44.2	47.2
25/12/2023	10:33	45.0	48.0		46.8	49.8	42.2	45.2
25/12/2023	10:38	47.5	50.5		49.2	52.2	44.0	47.0
25/12/2023	10:43	47.5	50.5	49.3	48.8	51.8	41.5	44.5
25/12/2023	10:48	44.8	47.8		46.8	49.8	41.5	44.5
25/12/2023	10:53	45.8	48.8		48.2	51.2	44.0	47.0
25/12/2023	10:58	46.5	49.5		46.8	49.8	42.0	45.0
25/12/2023	11:03	44.6	47.6		47.3	50.3	42.4	45.4
25/12/2023	11:08	45.2	48.2		49.4	52.4	44.7	47.7
25/12/2023	11:13	44.3	47.3	48.2	50.4	53.4	43.7	46.7
25/12/2023	11:18	45.6	48.6		48.1	51.1	41.6	44.6
25/12/2023	11:23	44.5	47.5		48.0	51.0	42.7	45.7
25/12/2023	11:28	46.4	49.4		49.1	52.1	43.7	46.7
25/12/2023	11:33	45.8	48.8		49.5	52.5	43.3	46.3
25/12/2023	11:38	45.1	48.1		49.6	52.6	43.2	46.2
25/12/2023	11:43	45.9	48.9	48.7	49.2	52.2	42.8	45.8
25/12/2023	11:48	46.3	49.3		49.7	52.7	42.9	45.9
25/12/2023	11:53	45.5	48.5		49.9	52.9	42.2	45.2
25/12/2023	11:58	45.6	48.6		48.5	51.5	41.7	44.7
25/12/2023	12:03	46.1	49.1		47.7	50.7	40.4	43.4
25/12/2023	12:08	46.3	49.3		50.2	53.2	44.2	47.2
25/12/2023	12:13	44.4	47.4	48.8	51.1	54.1	42.7	45.7
25/12/2023	12:18	44.7	47.7		50.7	53.7	44.5	47.5
25/12/2023	12:23	46.3	49.3		49.7	52.7	42.3	45.3
25/12/2023	12:28	46.3	49.3		49.4	52.4	43.8	46.8
25/12/2023	12:33	45.6	48.6		49.0	52.0	41.5	44.5
25/12/2023	12:38	45.0	48.0		49.3	52.3	43.7	46.7
25/12/2023	12:43	46.8	49.8	49.3	50.1	53.1	42.5	45.5
25/12/2023	12:48	47.4	50.4		48.4	51.4	41.0	44.0
25/12/2023	12:53	44.4	47.4		49.3	52.3	42.3	45.3
25/12/2023	12:58	47.4	50.4		49.9	52.9	43.6	46.6
25/12/2023	13:03	46.5	49.5		50.0	53.0	43.3	46.3
25/12/2023	13:08	46.6	49.6		49.5	52.5	43.6	46.6
25/12/2023	13:13	45.8	48.8	49.3	47.3	50.3	42.0	45.0
25/12/2023	13:18	44.9	47.9		49.1	52.1	43.8	46.8
25/12/2023	13:23	46.1	49.1		50.7	53.7	44.3	47.3
25/12/2023	13:28	47.3	50.3		49.2	52.2	43.1	46.1
25/12/2023	13:33	47.3	50.3		49.2	52.2	40.5	43.5
25/12/2023	13:38	46.2	49.2		49.0	52.0	42.4	45.4
25/12/2023	13:43	45.4	48.4	48.7	49.2	52.2	42.3	45.3
25/12/2023	13:48	44.3	47.3		48.2	51.2	41.0	44.0
25/12/2023	13:53	44.8	47.8		48.9	51.9	42.3	45.3
25/12/2023	13:58	45.8	48.8		48.5	51.5	41.0	44.0
25/12/2023	14:03	44.2	47.2		49.3	52.3	42.1	45.1
25/12/2023	14:08	46.3	49.3		48.6	51.6	43.2	46.2
25/12/2023	14:13	44.7	47.7	48.4	49.2	52.2	42.2	45.2
25/12/2023	14:18	44.2	47.2		48.2	51.2	42.1	45.1
25/12/2023	14:23	45.4	48.4		48.9	51.9	42.4	45.4
25/12/2023	14:28	47.0	50.0		49.2	52.2	43.4	46.4
25/12/2023	14:33	47.5	50.5		50.1	53.1	43.0	46.0
25/12/2023	14:38	45.5	48.5		50.8	53.8	44.0	47.0
25/12/2023	14:43	45.5	48.5	49.7	49.8	52.8	42.9	45.9
25/12/2023	14:48	46.9	49.9		49.8	52.8	43.0	46.0
25/12/2023	14:53	46.9	49.9		47.4	50.4	40.7	43.7
25/12/2023	14:58	47.6	50.6		48.9	51.9	42.4	45.4
25/12/2023	15:03	45.5	48.5		48.1	51.1	42.1	45.1
25/12/2023	15:08	47.4	50.4		49.7	52.7	43.2	46.2
25/12/2023	15:13	48.0	51.0	50.7	48.3	51.3	40.7	43.7
25/12/2023	15:18	48.4	51.4		49.5	52.5	42.6	45.6
25/12/2023	15:23	48.9	51.9		49.8	52.8	41.8	44.8
25/12/2023	15:28	47.1	50.1		49.4	52.4	43.5	46.5
25/12/2023	15:33	46.6	49.6		47.7	50.7	41.5	44.5
25/12/2023	15:38	46.5	49.5		46.9	49.9	41.7	44.7
25/12/2023	15:43	48.9	51.9	52.3	49.0	52.0	43.6	46.6
26/12/2023	15:48	47.0	50.0		49.8	52.8	41.5	44.5
27/12/2023	15:53	48.3	51.3		50.7	53.7	42.8	45.8
28/12/2023	15:58	47.1	50.1		50.1	53.1	43.8	46.8
29/12/2023	16:03	45.4	48.4		48.6	51.6	41.5	44.5
25/12/2023	16:08	45.4	48.4		48.9	51.9	43.4	46.4
25/12/2023	16:13	45.7	48.7	49.7	50.0	53.0	43.8	46.8
25/12/2023	16:18	47.0	50.0		49.2	52.2	42.5	45.5
25/12/2023	16:23	49.1	52.1		51.0	54.0	43.2	46.2
25/12/2023	16:28	46.6	49.6		51.9	54.9	44.7	47.7
25/12/2023	16:33	47.4	50.4		50.0	53.0	42.9	45.9
25/12/2023	16:38	45.2	48.2	50.0	49.4	52.4	42.8	45.8
25/12/2023	16:43	47.6	50.6		48.4	51.4	41.8	44.8
25/12/2023	16:48	47.3	50.3		50.7	53.7	43.2	46.2
25/12/2023	16:53	48.2	51.2		50.1	53.1	42.1	45.1
25/12/2023	16:58	45.8	48.8		51.7	54.7	45.4	48.4
25/12/2023	17:03	47.6	50.6		50.3	53.3	42.1	45.1
25/12/2023	17:08	47.8	50.8		51.0	54.0	43.1	46.1
25/12/2023	17:13	45.9	48.9	50.4	50.5	53.5	43.9	46.9
25/12/2023	17:18	48.6	51.6		52.5	55.5	45.1	48.1
25/12/2023	17:23	47.8	50.8		50.0	53.0	42.4	45.4
25/12/2023	17:28	45.9	48.9		51.3	54.3	44.7	47.7
25/12/2023	17:33	48.5	51.5		50.5	53.5	42.2	45.2
25/12/2023	17:38	46.4	49.4		50.0	53.0	42.1	45.1
25/12/2023	17:43	48.7	51.7	51.6	51.2	54.2	42.4	45.4
25/12/2023	17:48	49.2	52.2		52.2	55.2	45.1	48.1
25/12/2023	17:53	48.8	51.8		49.0	52.0	42.2	45.2
25/12/2023	17:58	49.3	52.3		52.3	55.3	44.7	47.7
25/12/2023	18:03	47.9	50.9		51.3	54.3	44.9	47.9
25/12/2023	18:08	49.1	52.1		51.0	54.0	43.4	46.4
25/12/2023	18:13	48.5	51.5	51.5	52.1	55.1	45.8	48.8
25/12/2023	18:18	47.9	50.9		52.8	55.8	46.4	49.4
25/12/2023	18:23	48.2	51.2		52.4	55.4	46.5	49.5
25/12/2023	18:28	49.1	52.1		51.7	54.7	45.9	48.9
25/12/2023	18:33	49.0	52.0		49.2	52.2	42.4	45.4
25/12/2023	18:41	48.3	51.3		52.0	55.0	46.0	49.0
25/12/2023	18:46	48.2	51.2		50.3	53.3	43.1	46.1
25/12/2023	18:51	46.3	49.3		53.2	56.2	46.2	49.2
25/12

Station: TW_M3

Remark: *For Free Field measurement, +3 dB(A) was added to the measured results.

Date	Start Time	Leq (5mins)	Leq (5mins)*	Leq (30mins)	L10 (5mins)	L10 (5mins)*	L90 (5mins)	L90 (5mins)*
26/12/2023	07:01	39.2	42.2		40.2	43.2	37.7	40.7
26/12/2023	07:06	39.0	42.0		40.4	43.4	37.7	40.7
26/12/2023	07:11	40.8	43.8	42.2	42.2	45.2	38.0	41.0
26/12/2023	07:16	38.4	41.4		42.1	45.1	36.8	39.8
26/12/2023	07:21	38.8	41.8		41.8	44.8	36.3	39.3
26/12/2023	07:26	38.2	41.2		41.7	44.7	37.4	40.4
26/12/2023	07:31	39.3	42.3		40.0	43.0	36.9	39.9
26/12/2023	07:36	39.9	42.9		41.6	44.6	36.8	39.8
26/12/2023	07:41	39.3	42.3	43.4	40.3	43.3	38.2	41.2
26/12/2023	07:46	40.4	43.4		43.5	46.5	38.0	41.0
26/12/2023	07:51	40.7	43.7		43.1	46.1	40.3	43.3
26/12/2023	07:56	42.1	45.1		43.9	46.9	38.4	41.4
26/12/2023	08:01	40.6	43.6		41.4	44.4	38.5	41.5
26/12/2023	08:06	41.0	44.0		42.9	45.9	39.9	42.9
26/12/2023	08:11	41.8	44.8	44.5	42.8	45.8	39.0	42.0
26/12/2023	08:16	42.3	45.3		43.6	46.6	39.7	42.7
26/12/2023	08:21	40.3	43.3		42.9	45.9	39.5	42.5
26/12/2023	08:26	42.7	45.7		43.2	46.2	40.9	43.9
26/12/2023	08:31	41.9	44.9		42.2	45.2	38.4	41.4
26/12/2023	08:36	41.5	44.5		43.3	46.3	39.4	42.4
26/12/2023	08:41	42.1	45.1	45.2	43.5	46.5	40.3	43.3
26/12/2023	08:46	42.3	45.3		44.5	47.5	40.2	43.2
26/12/2023	08:51	42.5	45.5		44.7	47.7	37.3	40.3
26/12/2023	08:56	43.0	46.0		44.7	47.7	39.5	42.5
26/12/2023	09:01	41.6	44.6		44.1	47.1	41.5	44.5
26/12/2023	09:06	43.0	46.0		43.4	46.4	40.6	43.6
26/12/2023	09:11	40.4	43.4	44.5	43.8	46.8	40.2	43.2
26/12/2023	09:16	41.4	44.4		46.7	49.7	40.2	43.2
26/12/2023	09:21	41.1	44.1		42.0	45.0	38.3	41.3
26/12/2023	09:26	41.0	44.0		43.1	46.1	39.8	42.8
26/12/2023	09:31	40.5	43.5		43.2	46.2	40.0	43.0
26/12/2023	09:36	41.2	44.2		44.0	47.0	39.3	42.3
26/12/2023	09:41	44.7	47.7	46.4	45.4	48.4	40.8	43.8
26/12/2023	09:46	43.1	46.1		44.1	47.1	39.8	42.8
26/12/2023	09:51	45.8	48.8		47.7	50.7	41.1	44.1
26/12/2023	09:56	43.1	46.1		45.4	48.4	40.8	43.8
26/12/2023	10:01	43.6	46.6		48.4	51.4	43.0	46.0
26/12/2023	10:06	45.7	48.7		45.9	48.9	41.7	44.7
26/12/2023	10:11	45.8	48.8	47.7	47.8	50.8	43.2	46.2
26/12/2023	10:16	42.9	45.9		46.1	49.1	42.3	45.3
26/12/2023	10:21	45.4	48.4		47.9	50.9	43.7	46.7
26/12/2023	10:26	44.1	47.1		48.0	51.0	43.6	46.6
26/12/2023	10:31	42.8	45.8		45.7	48.7	40.2	43.2
26/12/2023	10:36	44.7	47.7		48.0	51.0	42.4	45.4
26/12/2023	10:41	45.4	48.4	47.5	46.1	49.1	41.1	44.1
26/12/2023	10:46	44.2	47.2		48.5	51.5	43.5	46.5
26/12/2023	10:51	45.1	48.1		48.0	51.0	43.1	46.1
26/12/2023	10:56	44.4	47.4		45.2	48.2	39.8	42.8
26/12/2023	11:01	45.6	48.6		46.5	49.5	41.2	44.2
26/12/2023	11:06	45.5	48.5		47.0	50.0	39.7	42.7
26/12/2023	11:11	42.9	45.9	47.7	47.8	50.8	41.8	44.8
26/12/2023	11:16	44.4	47.4		48.2	51.2	42.7	45.7
26/12/2023	11:21	45.1	48.1		46.1	49.1	40.8	43.8
26/12/2023	11:26	44.4	47.4		45.8	48.8	40.4	43.4
26/12/2023	11:31	46.7	49.7		48.2	51.2	43.3	46.3
26/12/2023	11:36	45.0	48.0		47.8	50.8	42.7	45.7
26/12/2023	11:41	45.0	48.0	48.3	48.3	51.3	43.1	46.1
26/12/2023	11:46	45.0	48.0		47.9	50.9	42.8	45.8
26/12/2023	11:51	45.3	48.3		50.3	53.3	45.0	48.0
26/12/2023	11:56	44.5	47.5		48.4	51.4	42.6	45.6
26/12/2023	12:01	46.7	49.7		50.0	53.0	44.6	47.6
26/12/2023	12:06	46.6	49.6		47.5	50.5	42.1	45.1
26/12/2023	12:11	45.1	48.1	49.4	49.0	52.0	43.4	46.4
26/12/2023	12:16	47.2	50.2		48.6	51.6	43.3	46.3
26/12/2023	12:21	45.9	48.9		50.0	53.0	43.6	46.6
26/12/2023	12:26	46.5	49.5		48.5	51.5	43.3	46.3
26/12/2023	12:31	44.7	47.7		50.2	53.2	44.4	47.4
26/12/2023	12:36	45.2	48.2		48.8	51.8	44.1	47.1
26/12/2023	12:41	45.6	48.6	48.5	50.1	53.1	44.0	47.0
26/12/2023	12:46	44.5	47.5		47.7	50.7	43.3	46.3
26/12/2023	12:51	46.7	49.7		48.1	51.1	42.9	45.9
26/12/2023	12:56	45.8	48.8		48.2	51.2	43.0	46.0
26/12/2023	13:01	46.7	49.7		49.4	52.4	43.7	46.7
26/12/2023	13:06	44.5	47.5		49.2	52.2	41.9	44.9
26/12/2023	13:11	44.3	47.3	49.1	49.0	52.0	42.0	45.0
26/12/2023	13:16	47.5	50.5		49.6	52.6	44.4	47.4
26/12/2023	13:21	47.2	50.2		49.1	52.1	42.7	45.7
26/12/2023	13:26	45.2	48.2		47.2	50.2	40.9	43.9
26/12/2023	13:31	44.6	47.6		47.3	50.3	42.0	45.0
26/12/2023	13:36	44.2	47.2		50.8	53.8	43.1	46.1
26/12/2023	13:41	45.0	48.0	48.6	49.1	52.1	43.3	46.3
26/12/2023	13:46	46.4	49.4		48.4	51.4	41.6	44.6
26/12/2023	13:51	46.2	49.2		48.6	51.6	42.7	45.7
26/12/2023	13:56	46.7	49.7		49.8	52.8	43.6	46.6
26/12/2023	14:01	46.4	49.4		49.1	52.1	43.7	46.7
26/12/2023	14:06	44.8	47.8		49.1	52.1	42.0	45.0
26/12/2023	14:11	44.9	47.9	48.9	46.9	49.9	41.7	44.7
26/12/2023	14:16	45.8	48.8		48.4	51.4	42.7	45.7
26/12/2023	14:21	47.5	50.5		48.5	51.5	41.0	44.0
26/12/2023	14:26	45.5	48.5		47.2	50.2	41.1	44.1
26/12/2023	14:31	45.8	48.8		47.6	50.6	41.0	44.0
26/12/2023	14:36	47.2	50.2		48.5	51.5	42.3	45.3
26/12/2023	14:41	47.4	50.4	49.9	48.6	51.6	43.4	46.4
26/12/2023	14:46	47.0	50.0		49.0	52.0	40.9	43.9
26/12/2023	14:51	46.1	49.1		47.7	50.7	40.8	43.8
26/12/2023	14:56	47.6	50.6		48.6	51.6	41.8	44.8
26/12/2023	15:01	46.8	49.8		48.4	51.4	42.4	45.4
26/12/2023	15:06	46.5	49.5		48.8	51.8	42.3	45.3
26/12/2023	15:11	47.5	50.5	49.2	49.4	52.4	41.0	44.0
26/12/2023	15:16	45.1	48.1		48.0	51.0	40.9	43.9
26/12/2023	15:21	45.7	48.7		49.5	52.5	42.9	45.9
26/12/2023	15:26	45.2	48.2		48.8	51.8	42.8	45.8
26/12/2023	15:31	45.5	48.5		50.2	53.2	43.0	46.0
26/12/2023	15:36	46.5	49.5		47.1	50.1	41.4	44.4
26/12/2023	15:41	45.9	48.9	48.9	49.7	52.7	43.5	46.5
26/12/2023	15:46	45.8	48.8		49.4	52.4	43.1	46.1
26/12/2023	15:51	44.4	47.4		48.8	51.8	41.8	44.8
26/12/2023	15:56	46.9	49.9		48.3	51.3	42.8	45.8
26/12/2023	16:01	47.0	50.0		49.2	52.2	43.9	46.9
26/12/2023	16:06	45.9	48.9		48.4	51.4	42.9	45.9
26/12/2023	16:11	44.2	47.2	49.2	49.7	52.7	42.7	45.7
26/12/2023	16:16	46.9	49.9		49.3	52.3	42.9	45.9
26/12/2023	16:21	45.2	48.2		49.6	52.6	44.1	47.1
26/12/2023	16:26	47.1	50.1		50.9	53.9	44.1	47.1
26/12/2023	16:31	44.7	47.7		49.2	52.2	42.6	45.6
26/12/2023	16:36	45.3	48.3		50.3	53.3	42.6	45.6
26/12/2023	16:41	44.9	47.9	48.5	48.0	51.0	41.4	44.4
26/12/2023	16:46	45.5	48.5		47.7	50.7	41.2	44.2
26/12/2023	16:51	47.6	50.6		48.5	51.5	41.3	44.3
26/12/2023	16:56	44.4	47.4		49.8	52.8	42.6	45.6
26/12/2023	17:01	44.8	47.8		48.4	51.4	41.4	44.4
26/12/2023	17:06	47.4	50.4		48.8	51.8	42.7	45.7
26/12/2023	17:11	44.3	47.3	48.8	48.1	51.1	41.5	44.5
26/12/2023	17:16	44.7	47.7		48.8	51.8	42.9	45.9
26/12/2023	17:21	47.4	50.4		47.8	50.8	42.1	45.1
26/12/2023	17:26	45.3	48.3		47.0	50.0	40.5	43.5
26/12/2023	17:31	45.5	48.5		49.5	52.5	43.2	46.2
26/12/2023	17:36	48.9	51.9		50.0	53.0	40.6	43.6
26/12/2023	17:41	46.8	49.8	50.8	49.3	52.3	41.6	44.6
26/12/2023	17:46	47.9	50.9		48.9	51.9	42.7	45.7
26/12/2023	17:51	49.3	52.3		52.6	55.6	41.5	44.5
26/12/2023	17:56	47.5	50.5		49.3	52.3	43.1	46.1
26/12/2023	18:01	48.1	51.1		50.6	53.6	43.3	46.3
26/12/2023	18:06	47.8	50.8		49.8	52.8	42.8	45.8
26/12/2023	18:11	46.0	49.0	50.5	50.9	53.9	43.7	46.7
26/12/2023	18:16	48.9	51.9		49.7	52.7	44.0	47.0
26/12/2023	18:21	47.4	50.4		49.1	52.1	42.2	45.2
26/12/2023	18:26	45.7	48.7		51.4	54.4	44.2	47.2
26/12/2023	18:31	46.2	49.2		52.0	55.0	44.3	47.3
26/12/2023	18:36	46.5	49.5		51.4	54.4	44.6	47.6
26/12/2023	18:41	48.8	51.8	50.5	50.6	53.6	42.6	45.6
26/12/2023	18:46	49.0	52.0		52.8	55.8	45.2	48.2
26/12/2023	18:51	46.1	49.1		48.0	51.0	41.0	44.0
26/12/2023	18:56	47.3	50.3		51.1	54.1	44.8	47.8
			Mean	47.9				
			Maximum	50.8				
			Minimum	42.2				

Date	Start Time	Leq (5mins)	Leq (5mins)*	Leq (30mins)	L10 (5mins)	L10 (5mins)*	L90 (5mins)	L90 (5mins)*
27/12/2023	07:01	39.9	42.9		40.7	43.7	37.9	40.9
27/12/2023	07:06	40.4	43.4		40.6	43.6	38.6	41.6
27/12/2023	07:11	38.0	41.0	42.5	41.1	44.1	36.8	39.8
27/12/2023	07:16	39.2	42.2		39.5	42.5	37.1	40.1
27/12/2023	07:21	40.7	43.7		40.9	43.9	38.7	41.7
27/12/2023	07:26	38.4	41.4		41.6	44.6	38.1	41.1
27/12/2023	07:31	40.0	43.0		42.5	45.5	37.2	40.2
27/12/2023	07:36	38.0	41.0		40.9	43.9	36.9	39.9
27/12/2023	07:41	40.2	43.2	43.3	41.1	44.1	39.4	42.4
27/12/2023	07:46	42.1	45.1		42.6	45.6	40.3	43.3
27/12/2023	07:51	39.6	42.6		43.8	46.8	37.1	40.1
27/12/2023	07:56	40.6	43.6		42.1	45.1	40.0	43.0
27/12/2023	08:01	42.2	45.2		44.2	47.2	40.2	43.2
27/12/2023	08:06	40.0	43.0		43.0	46.0	36.2	39.2
27/12/2023	08:11	39.6	42.6	44.0	41.9	44.9	38.4	41.4
27/12/2023	08:16	40.8	43.8		44.2	47.2	40.1	43.1
27/12/2023	08:21	42.4	45.4		45.1	48.1	38.8	41.8
27/12/2023	08:26	40.3	43.3		42.9	45.9	38.5	41.5
27/12/2023	08:31	39.5	42.5		43.9	46.9	37.7	40.7
27/12/2023	08:36	42.7	45.7		44.5	47.5	41.2	44.2
27/12/2023	08:41	39.8	42.8	44.5	42.2	45.2	39.1	42.1
27/12/2023	08:46	40.4	43.4		43.7	46.7	38.5	41.5
27/12/2023	08:51	43.8	46.8		45.2	48.2	38.5	41.5
27/12/2023	08:56	41.1	44.1		46.1	49.1	40.8	43.8
27/12/2023	09:01	42.8	45.8		42.9	45.9	39.5	42.5
27/12/2023	09:06	40.9	43.9		42.1	45.1	38.9	41.9
27/12/2023	09:11	42.3	45.3	45.2	42.9	45.9	39.5	42.5
27/12/2023	09:16	40.3	43.3		41.5	44.5	39.0	42.0
27/12/2023	09:21	41.0	44.0		46.2	49.2	40.4	43.4
27/12/2023	09:26	44.5	47.5		46.6	49.6	38.4	41.4
27/12/2023	09:31	40.7	43.7		45.5	48.5	38.5	41.5
27/12/2023	09:36	42.4	45.4		44.4	47.4	39.9	42.9
27/12/2023	09:41	44.3	47.3	46.3	45.8	48.8	41.3	44.3
27/12/2023	09:46	45.3	48.3		47.6	50.6	40.9	43.9
27/12/2023	09:51	42.3	45.3		45.6	48.6	40.1	43.1
27/12/2023	09:56	43.1	46.1		45.3	48.3	41.3	44.3
27/12/2023	10:01	42.8	45.8		48.2	51.2	40.2	43.2
27/12/2023	10:06	43.9	46.9		45.0	48.0	40.6	43.6
27/12/2023	10:11	44.8	47.8	46.6	47.3	50.3	43.1	46.1
27/12/2023	10:16	42.3	45.3		46.1	49.1	41.7	44.7
27/12/2023	10:21	43.9	46.9		44.3	47.3	40.0	43.0
27/12/2023	10:26	43.2	46.2		46.0	49.0	41.2	44.2
27/12/2023	10:31	44.4	47.4		47.9	50.9	43.1	46.1
27/12/2023	10:36	44.5	47.5		46.7	49.7	42.0	45.0
27/12/2023	10:41	42.9	45.9	47.6	48.0	51.0	42.5	45.5
27/12/2023	10:46	44.3	47.3		47.5	50.5	42.0	45.0
27/12/2023	10:51	45.5	48.5		47.2	50.2	40.1	43.1
27/12/2023	10:56	45.4	48.4		48.6	51.6	39.9	42.9
27/12/2023	11:01	44.7	47.7		48.1	51.1	43.1	46.1
27/12/2023	11:06	43.8	46.8		47.3	50.3	42.2	45.2
27/12/2023	11:11	43.0	46.0		48.4	51.4	42.7	45.7
27/12/2023	11:31	45.9	48.9		48.5	51.5	43.6	46.6
27/12/2023	11:36	44.6	47.6		46.8	49.8	41.9	44.9
27/12/2023	11:41	44.3	47.3	49.0	47.4	50.4	41.7	44.7
27/12/2023	11:46	47.3	50.3		50.1	53.1	44.9	47.9
27/12/2023	11:51	47.3	50.3		50.3	53.3	44.8	47.8
27/12/2023	11:56	45.7	48.7		47.8	50.8	42.9	45.9
27/12/2023	12:01	46.3	49.3		48.6	51.6	44.0	47.0
27/12/2023	12:06	44.6	47.6		47.2	50.2	41.9	44.9
27/12/2023	12:11	44.9	47.9	48.9	47.3	50.3	42.2	45.2
27/12/2023	12:16	46.3	49.3		49.1	52.1	44.2	47.2
27/12/2023	12:21	47.6	50.6		50.3	53.3	45.4	48.4
27/12/2023	12:26	44.5	47.5		47.4	50.4	42.0	45.0
27/12/2023	12:31	47.1	50.1		49.2	52.2	44.0	47.0
27/12/2023	12:36	46.9	49.9		49.6	52.6	44.6	47.6
27/12/2023	12:41	47.2	50.2	49.5	49.8	52.8	44.9	47.9
27/12/2023	12:46	44.3	47.3		46.8	49.8	41.7	44.7
27/12/2023	12:51	47.5	50.5		50.1	53.1	44.5	47.5
27/12/2023	12:56	45.0	48.0		48.0	51.0	42.9	45.9
27/12/2023	13:01	46.6	49.6		49.1	52.1	43.4	46.4
27/12/2023	13:06	44.8	47.8		48.4	51.4	42.2	45.2
27/12/2023	13:11	46.4	49.4	49.0	49.0	52.0	43.6	46.6
27/12/2023	13:16	45.3	48.3		47.9	50.9	42.5	45.5
27/12/2023	13:21	46.8	49.8		50.7	53.7	43.7	46.7
27/12/2023	13:26	45.9	48.9		48.4	51.4	42.6	45.6
27/12/2023	13:31	45.6	48.6		49.1	52.1	42.9	45.9
27/12/2023	13:36	47.5	50.5		50.0	53.0	44.6	47.6
27/12/2023	13:41	47.6	50.6	49.8	51.1	54.1	43.8	46.8
27/12/2023	13:46	46.9	49.9		49.4	52.4	43.1	46.1
27/12/2023	13:51	46.1	49.1		48.8	51.8	43.5	46.5
27/12/2023	13:56	46.8	49.8		49.6	52.6	44.2	47.2
27/12/2023	14:01	45.9	48.9		48.5	51.5	42.8	45.8
27/12/2023	14:06	46.7	49.7		49.4	52.4	43.5	46.5
27/12/2023	14:11	46.0	49.0	49.4	49.8	52.8	43.0	46.0
27/12/2023	14:16	45.6	48.6		48.5	51.5	42.4	45.4
27/12/2023	14:21	47.4	50.4		51.3	54.3	44.2	47.2
27/12/2023	14:26	46.5	49.5		49.9	52.9	42.8	45.8
27/12/2023	14:31	44.6	47.6		48.1	51.1	41.7	44.7
27/12/2023	14:36	46.8	49.8		50.5	53.5	43.5	46.5
27/12/2023	14:41	44.6	47.6	48.0	47.7	50.7	41.6	44.6
27/12/2023	14:46	44.3	47.3		47.3	50.3	40.7	43.7
27/12/2023	14:51	44.5	47.5		48.3	51.3	41.0	44.0
27/12/2023	14:56	44.4	47.4		48.1	51.1	40.7	43.7
27/12/2023	15:01	44.3	47.3		46.9	49.9	41.2	44.2
27/12/2023	15:06	47.6	50.6		50.2	53.2	44.6	47.6
27/12/2023	15:11	45.4	48.4	48.5	48.8	51.8	41.9	44.9
27/12/2023	15:16	45.5	48.5		48.3	51.3	41.6	44.6
27/12/2023	15:21	44.5	47.5		48.4	51.4	41.6	44.6
27/12/2023	15:26	44.9	47.9		47.9	50.9	41.5	44.5
27/12/2023	15:31	46.0	49.0		49.7	52.7	43.1	46.1
27/12/2023	15:36	46.3	49.3		48.9	51.9	42.5	45.5
27/12/2023	15:41	47.0	50.0	49.1	49.7	52.7	43.6	46.6
27/12/2023	15:46	44.2	47.2		47.0	50.0	41.2	44.2
27/12/2023	15:51	46.9	49.9		50.8	53.8	43.8	46.8
27/12/2023	15:56	45.4	48.4		48.5	51.5	41.8	44.8
27/12/2023	16:01	46.6	49.6		50.3	53.3	43.7	46.7
27/12/2023	16:06	47.2	50.2		50.3	53.3	43.6	46.6
27/12/2023	16:11	45.9	48.9	49.3	48.8	51.8	42.4	45.4
27/12/2023	16:16	45.2	48.2		48.2	51.2	41.6	44.6
27/12/2023	16:21	46.3	49.3		50.1	53.1	43.5	46.5
27/12/2023	16:26	46.6	49.6		49.7	52.7	42.7	45.7
27/12/2023	16:31	44.7	47.7		48.4	51.4	41.4	44.4
27/12/2023	16:36	45.7	48.7		49.4	52.4	43.0	46.0
27/12/2023	16:41	45.2	48.2	49.0	48.1	51.1	42.5	45.5
27/12/2023	16:46	47.6	50.6		50.1	53.1	44.0	47.0
27/12/2023	16:51	45.1	48.1		49.0	52.0	41.6	44.6
27/12/2023	16:56	46.7	49.7		50.6	53.6	43.3	46.3
27/12/2023	17:01	44.8	47.8		48.3	51.3	42.3	45.3
27/12/2023	17:06	45.0	48.0		48.3	51.3	41.8	44.8
27/12/2023	17:11	46.7	49.7	48.7	50.4	53.4	42.8	45.8
27/12/2023	17:16	47.3	50.3		50.2	53.2	44.3	47.3
27/12/2023	17:21	45.1	48.1		48.6	51.6	42.3	45.3
27/12/2023	17:26	44.5	47.5		48.3	51.3	41.9	44.9
27/12/2023	17:31	44.3	47.3		48.0	51.0	41.2	44.2
27/12/2023	17:36	45.5	48.5		48.3	51.3	41.8	44.8
27/12/2023	17:41	46.1	49.1	48.9	49.3	52.3	43.3	46.3
27/12/2023	17:46	46.0	49.0		49.8	52.8	43.3	46.3
27/12/2023	17:51	45.1	48.1		48.3	51.3	42.1	45.1
27/12/2023	17:56	47.5	50.5		50.5	53.5	44.2	47.2
27/12/2023	18:01	44.2	47.2		47.4	50.4	41.0	44.0
27/12/2023	18:06	45.2	48.2		49.2	52.2	42.3	45.3
27/12/2023	18:11	47.0	50.0	49.0	51.2	54.2	43.9	46.9
27/12/2023	18:16	44.6	47.6		48.0	51.0	40.8	43.8
27/12/2023	18:21	46.9	49.9		51.2	54.2	43.1	46.1
27/12/2023	18:26	47.0	50.0		50.1	53.1	44.3	47.3
27/12/2023	18:31	48.4	51.4		52.4	55.4	44.2	47.2
27/12/2023	18:36	45.8	48.8		49.1	52.1	42.1	45.1
27/12/2023	18:41	46.9	49.9	49.7	50.2	53.2	44.2	47.2
27/12/2023	18:46	47.5	50.5		51.1	54.1	43.8	46.8
27/12/2023	18:51	48.5	51.5		52.3	55.3	45.4	48.4
			Mean	47.6				
			Maximum	49.8				
			Minimum	42.5				

Station: TW_M3

Remark: *For Free Field measurement, +3 dB(A) was added to the measured results.

Date	Start Time	Leq (5mins)	Leq (5mins)*	Leq (30mins)	L10 (5mins)	L10 (5mins)*	L90 (5mins)	L90 (5mins)*
28/12/2023	07:01	38.1	41.1		39.1	42.1	37.0	40.0
28/12/2023	07:06	38.4	41.4		39.7	42.7	37.0	40.0
28/12/2023	07:11	40.5	43.5	42.6	42.3	45.3	39.4	42.4
28/12/2023	07:16	40.7	43.7		42.2	45.2	39.1	42.1
28/12/2023	07:21	40.3	43.3		41.1	44.1	39.5	42.5
28/12/2023	07:26	38.6	41.6		40.4	43.4	37.9	40.9
28/12/2023	07:31	37.7	40.7		38.4	41.4	35.9	38.9
28/12/2023	07:36	38.2	41.2		39.7	42.7	37.4	40.4
28/12/2023	07:41	39.7	42.7	43.2	41.3	44.3	38.1	41.1
28/12/2023	07:46	41.9	44.9		43.2	46.2	40.4	43.4
28/12/2023	07:51	41.9	44.9		43.3	46.3	41.1	44.1
28/12/2023	07:56	39.7	42.7		40.5	43.5	38.7	41.7
28/12/2023	08:01	41.6	44.6		42.4	45.4	40.6	43.6
28/12/2023	08:06	41.8	44.8		43.9	46.9	40.0	43.0
28/12/2023	08:11	41.9	44.9	44.6	44.0	47.0	39.7	42.7
28/12/2023	08:16	42.3	45.3		44.4	47.4	41.2	44.2
28/12/2023	08:21	40.6	43.6		42.9	45.9	39.3	42.3
28/12/2023	08:26	41.2	44.2		43.0	46.0	39.6	42.6
28/12/2023	08:31	42.9	45.9		45.1	48.1	41.4	44.4
28/12/2023	08:36	42.6	45.6		44.4	47.4	41.2	44.2
28/12/2023	08:41	40.5	43.5	44.8	42.5	45.5	38.6	41.6
28/12/2023	08:46	41.2	44.2		42.4	45.4	39.3	42.3
28/12/2023	08:51	40.7	43.7		42.9	45.9	38.8	41.8
28/12/2023	08:56	42.5	45.5		44.8	47.8	40.4	43.4
28/12/2023	09:01	44.4	47.4		46.3	49.3	42.5	45.5
28/12/2023	09:06	42.9	45.9		44.3	47.3	41.4	44.4
28/12/2023	09:11	40.8	43.8	46.0	43.0	46.0	39.7	42.7
28/12/2023	09:16	40.5	43.5		41.6	44.6	38.3	41.3
28/12/2023	09:21	43.8	46.8		45.2	48.2	42.6	45.6
28/12/2023	09:26	43.9	46.9		45.7	48.7	42.4	45.4
28/12/2023	09:31	42.6	45.6		43.7	46.7	40.3	43.3
28/12/2023	09:36	42.5	45.5		45.3	48.3	40.8	43.8
28/12/2023	09:41	43.3	46.3	46.9	45.4	48.4	40.8	43.8
28/12/2023	09:46	45.8	48.8		47.6	50.6	43.5	46.5
28/12/2023	09:51	44.1	47.1		46.4	49.4	41.8	44.8
28/12/2023	09:56	44.1	47.1		46.6	49.6	42.3	45.3
28/12/2023	10:01	42.2	45.2		45.0	48.0	39.9	42.9
28/12/2023	10:06	43.2	46.2		45.7	48.7	40.4	43.4
28/12/2023	10:11	42.4	45.4	46.4	44.3	47.3	39.6	42.6
28/12/2023	10:16	44.8	47.8		46.6	49.6	42.7	45.7
28/12/2023	10:21	43.0	46.0		44.7	47.7	40.9	43.9
28/12/2023	10:26	44.0	47.0		45.8	48.8	42.3	45.3
28/12/2023	10:31	45.2	48.2		48.4	51.4	42.1	45.1
28/12/2023	10:36	44.5	47.5		46.6	49.6	42.1	45.1
28/12/2023	10:41	43.3	46.3	47.2	45.8	48.8	41.0	44.0
28/12/2023	10:46	43.5	46.5		46.2	49.2	40.6	43.6
28/12/2023	10:51	43.2	46.2		45.8	48.8	40.3	43.3
28/12/2023	10:56	45.0	48.0		48.1	51.1	42.8	45.8
28/12/2023	11:01	44.7	47.7		47.8	50.8	41.5	44.5
28/12/2023	11:06	45.5	48.5		48.2	51.2	42.8	45.8
28/12/2023	11:11	43.8	46.8	48.3	46.6	49.6	41.5	44.5
28/12/2023	11:16	45.5	48.5		48.5	51.5	42.6	45.6
28/12/2023	11:21	44.4	47.4		47.2	50.2	42.1	45.1
28/12/2023	11:26	47.1	50.1		49.6	52.6	44.3	47.3
28/12/2023	11:31	44.5	47.5		46.8	49.8	41.7	44.7
28/12/2023	11:36	45.3	48.3		47.6	50.6	42.1	45.1
28/12/2023	11:41	47.1	50.1	48.7	49.4	52.4	44.4	47.4
28/12/2023	11:46	47.0	50.0		50.2	53.2	43.9	46.9
28/12/2023	11:51	44.6	47.6		47.2	50.2	41.7	44.7
28/12/2023	11:56	44.9	47.9		47.2	50.2	42.1	45.1
28/12/2023	12:01	45.5	48.5		47.6	50.6	43.1	46.1
28/12/2023	12:06	45.8	48.8		48.0	51.0	42.7	45.7
28/12/2023	12:11	46.8	49.8	49.2	49.9	52.9	43.7	46.7
28/12/2023	12:16	46.7	49.7		49.8	52.8	43.5	46.5
28/12/2023	12:21	47.4	50.4		49.8	52.8	44.6	47.6
28/12/2023	12:26	44.5	47.5		47.5	50.5	41.3	44.3
28/12/2023	12:31	45.7	48.7		48.0	51.0	42.6	45.6
28/12/2023	12:36	46.2	49.2		48.3	51.3	43.7	46.7
28/12/2023	12:41	47.1	50.1	49.1	49.4	52.4	43.9	46.9
28/12/2023	12:46	44.3	47.3		47.4	50.4	41.9	44.9
28/12/2023	12:51	45.4	48.4		48.0	51.0	42.5	45.5
28/12/2023	12:56	47.4	50.4		49.9	52.9	44.2	47.2
28/12/2023	13:01	46.7	49.7		49.9	52.9	44.0	47.0
28/12/2023	13:06	46.5	49.5		50.4	53.4	43.7	46.7
28/12/2023	13:11	45.4	48.4	48.8	49.1	52.1	41.7	44.7
28/12/2023	13:16	46.4	49.4		49.8	52.8	43.1	46.1
28/12/2023	13:21	44.4	47.4		47.9	50.9	41.5	44.5
28/12/2023	13:26	44.8	47.8		47.3	50.3	41.7	44.7
28/12/2023	13:31	45.7	48.7		49.2	52.2	42.7	45.7
28/12/2023	13:36	44.8	47.8		48.3	51.3	41.2	44.2
28/12/2023	13:41	45.6	48.6	48.6	48.6	51.6	41.8	44.8
28/12/2023	13:46	45.2	48.2		48.4	51.4	41.6	44.6
28/12/2023	13:51	46.6	49.6		50.5	53.5	43.4	46.4
28/12/2023	13:56	45.3	48.3		49.1	52.1	41.4	44.4
28/12/2023	14:01	44.6	47.6		47.4	50.4	41.4	44.4
28/12/2023	14:06	45.0	48.0		48.6	51.6	42.0	45.0
28/12/2023	14:11	47.2	50.2	48.9	50.9	53.9	43.9	46.9
28/12/2023	14:16	45.8	48.8		48.5	51.5	42.6	45.6
28/12/2023	14:21	44.8	47.8		48.7	51.7	42.3	45.3
28/12/2023	14:26	47.4	50.4		51.0	54.0	44.8	47.8
28/12/2023	14:31	45.3	48.3		47.9	50.9	42.7	45.7
28/12/2023	14:36	46.1	49.1		48.6	51.6	43.2	46.2
28/12/2023	14:41	47.3	50.3	49.6	50.9	53.9	44.2	47.2
28/12/2023	14:46	46.7	49.7		50.2	53.2	43.6	46.6
28/12/2023	14:51	47.0	50.0		49.5	52.5	43.2	46.2
28/12/2023	14:56	47.1	50.1		50.4	53.4	44.5	47.5
28/12/2023	15:01	46.8	49.8		50.5	53.5	43.9	46.9
28/12/2023	15:06	47.6	50.6		51.5	54.5	43.7	46.7
28/12/2023	15:11	44.2	47.2	49.4	46.9	49.9	41.3	44.3
28/12/2023	15:16	45.6	48.6		49.2	52.2	42.8	45.8
28/12/2023	15:21	47.2	50.2		50.2	53.2	44.7	47.7
28/12/2023	15:26	46.3	49.3		49.8	52.8	42.4	45.4
28/12/2023	15:31	47.1	50.1		50.4	53.4	44.4	47.4
28/12/2023	15:36	47.0	50.0		50.8	53.8	43.3	46.3
28/12/2023	15:41	44.3	47.3	49.5	48.1	51.1	41.7	44.7
28/12/2023	15:46	46.5	49.5		50.3	53.3	43.0	46.0
28/12/2023	15:51	47.6	50.6		50.1	53.1	45.1	48.1
28/12/2023	15:56	46.0	49.0		49.1	52.1	43.0	46.0
28/12/2023	16:01	45.8	48.8		48.7	51.7	42.3	45.3
28/12/2023	16:06	47.2	50.2		50.3	53.3	44.5	47.5
28/12/2023	16:11	44.7	47.7	48.6	47.3	50.3	41.4	44.4
28/12/2023	16:16	45.2	48.2		48.6	51.6	41.4	44.4
28/12/2023	16:21	45.6	48.6		49.5	52.5	42.0	45.0
28/12/2023	16:26	44.6	47.6		47.7	50.7	42.1	45.1
28/12/2023	16:31	47.5	50.5		50.7	53.7	43.8	46.8
28/12/2023	16:36	46.9	49.9		50.7	53.7	43.2	46.2
28/12/2023	16:41	44.3	47.3	49.1	47.0	50.0	40.4	43.4
28/12/2023	16:46	45.6	48.6		48.3	51.3	42.8	45.8
28/12/2023	16:51	45.6	48.6		48.4	51.4	42.8	45.8
28/12/2023	16:56	45.7	48.7		48.6	51.6	42.4	45.4
28/12/2023	17:01	44.9	47.9		47.4	50.4	42.0	45.0
28/12/2023	17:06	46.8	49.8		50.2	53.2	43.3	46.3
28/12/2023	17:11	46.7	49.7	48.9	49.6	52.6	42.8	45.8
28/12/2023	17:16	45.4	48.4		48.1	51.1	42.2	45.2
28/12/2023	17:21	45.7	48.7		48.4	51.4	42.2	45.2
28/12/2023	17:26	45.5	48.5		48.2	51.2	42.4	45.4
28/12/2023	17:31	45.4	48.4		49.2	52.2	42.1	45.1
28/12/2023	17:36	46.6	49.6		49.3	52.3	43.9	46.9
28/12/2023	17:41	47.5	50.5	49.6	50.2	53.2	44.7	47.7
28/12/2023	17:46	47.4	50.4		49.9	52.9	44.1	47.1
28/12/2023	17:51	44.5	47.5		47.7	50.7	41.9	44.9
28/12/2023	17:56	47.2	50.2		51.4	54.4	43.4	46.4
28/12/2023	18:01	44.6	47.6		48.8	51.8	40.5	43.5
28/12/2023	18:06	47.4	50.4		51.0	54.0	44.2	47.2
28/12/2023	18:11	46.9	49.9	50.5	51.2	54.2	42.8	45.8
28/12/2023	18:16	48.5	51.5		52.6	55.6	44.8	47.8
28/12/2023	18:21	49.3	52.3		52.6	55.6	45.1	48.1
28/12/2023	18:26	46.7	49.7		49.4	52.4	42.5	45.5
28/12/2023	18:31	45.6	48.6		48.8	51.8	41.7	44.7
28/12/2023	18:36	46.1	49.1		50.1	53.1	43.4	46.4
28/12/2023	18:41	48.4	51.4	50.4	51.3	54.3	44.4	47.4
28/12/2023	18:46	46.0	49.0		50.0	53.0	43.3	46.3
28/12/2023	18:51	48.7	51.7		51.6	54.6	45.6	48.6
28/12/2023	18:56	48.6	51.6		52.0	55.0	44.4	47.4
			Mean	47.9				
			Maximum	50.5				
			Minimum	42.6				

Date	Start Time	Leq (5mins)	Leq (5mins)*	Leq (30mins)	L10 (5mins)	L10 (5mins)*	L90 (5mins)	L90 (5mins)*
29/12/2023	7:01	40.9	43.9		41.6	44.6	39.7	42.7
29/12/2023	7:06	39.9	42.9		41.4	44.4	38.7	41.7
29/12/2023	7:11	38.9	41.9	43.2	39.6	42.6	37.4	40.4
29/12/2023	7:16	40.9	43.9		41.7	44.7	39.1	42.1
29/12/2023	7:21	39.5	42.5		40.2	43.2	38.6	41.6
29/12/2023	7:26	40.9	43.9		41.9	44.9	39.7	42.7
29/12/2023	7:31	38.8	41.8		39.6	42.6	37.1	40.1
29/12/2023	7:36	39.4	42.4		40.4	43.4	38.0	41.0
29/12/2023	7:41	42.8	45.8	44.5	43.7	46.7	41.2	44.2
29/12/2023	7:46	42.0	45.0		43.5	46.5	40.8	43.8
29/12/2023	7:51	42.7	45.7		43.5	46.5	41.6	44.6
29/12/2023	7:56	41.7	44.7		42.9	45.9	39.8	42.8
29/12/2023	8:01	41.6	44.6		43.7	46.7	39.9	42.9
29/12/2023	8:06	40.5	43.5		42.0	45.0	39.2	42.2
29/12/2023	8:11	40.4	43.4	44.1	41.5	44.5	38.9	41.9
29/12/2023	8:16	40.9	43.9		43.0	46.0	39.5	42.5
29/12/2023	8:21	42.5	45.5		44.4	47.4	40.4	43.4
29/12/2023	8:26	40.2	43.2		42.2	45.2	38.7	41.7
29/12/2023	8:31	40.9	43.9		42.4	45.4	39.5	42.5
29/12/2023	8:36	41.9	44.9		43.3	46.3	39.8	42.8
29/12/2023	8:41	42.7	45.7	44.8	44.8	47.8	40.9	43.9
29/12/2023	8:46	41.3	44.3		43.5	46.5	39.3	42.3
29/12/2023	8:51	40.6	43.6		41.9	44.9	39.2	42.2
29/12/2023	8:56	43.0	46.0		44.5	47.5	41.2	44.2
29/12/2023	9:01	42.4	45.4		44.5	47.5	41.1	44.1
29/12/2023	9:06	42.0	45.0		44.2	47.2	40.8	43.8
29/12/2023	9:11	42.6	45.6	45.2	44.9	47.9	41.2	44.2
29/12/2023	9:16	42.1	45.1		43.6	46.6	40.9	43.9
29/12/2023	9:21	41.6	44.6		42.7	45.7	40.5	43.5
29/12/2023	9:26	42.2	45.2		44.6	47.6	39.9	42.9
29/12/2023	9:31	43.7	46.7		45.3	48.3	41.8	44.8
29/12/2023	9:36	42.3	45.3		45.0	48.0	39.8	42.8
29/12/2023	9:41	43.0	46.0	45.7	45.5	48.5	40.8	43.8
29/12/2023	9:46	42.2	45.2		44.0	47.0	39.9	42.9
29/12/2023	9:51	42.3	45.3		44.0	47.0	40.3	43.3
29/12/2023	9:56	42.2	45.2		44.2	47.2	40.3	43.3
29/12/2023	10:01	42.5	45.5		44.3	47.3	40.0	43.0
29/12/2023	10:06	44.0	47.0		46.5	49.5	42.0	45.0
29/12/2023	10:11	45.6	48.6		47.9	50.9	43.7	46.7
29/12/2023	10:24	42.3	45.3		44.8	47.8	39.9	42.9
29/12/2023	10:29	44.3	47.3		47.0	50.0	41.8	44.8
29/12/2023	10:34	42.3	45.3		45.5	48.5	40.1	43.1
29/12/2023	10:39	44.6	47.6		47.7	50.7	41.4	44.4
29/12/2023	10:44	43.2	46.2	46.5	45.4	48.4	40.9	43.9
29/12/2023	10:49	43.1	46.1		45.2	48.2	39.9	42.9
29/12/2023	10:54	42.3	45.3		44.8	47.8	39.5	42.5
29/12/2023	10:59	44.6	47.6		47.0	50.0	42.1	45.1
29/12/2023	11:04	44.4	47.4		47.5	50.5	41.4	44.4
29/12/2023	11:09	44.5	47.5		47.2	50.2	41.3	44.3
29/12/2023	11:14	45.9	48.9	48.3	48.5	51.5	43.7	46.7
29/12/2023	11:19	42.7	45.7		45.3	48.3	40.2	43.2
29/12/2023	11:24	47.1	50.1		50.3	53.3	44.7	47.7
29/12/2023	11:29	46.1	49.1		48.8	51.8	43.9	46.9
29/12/2023	11:34	44.5	47.5		47.3	50.3	41.8	44.8
29/12/2023	11:39	47.4	50.4		50.1	53.1	44.6	47.6
29/12/2023	11:44	45.3	48.3	49.0	48.4	51.4	42.4	45.4
30/12/2023	11:49	47.1	50.1		49.7	52.7	44.7	47.7
31/12/2023	11:54	46.1	49.1		49.2	52.2	43.4	46.4
1/1/2024	11:59	44.4	47.4		46.8	49.8	42.1	45.1
29/12/2023	12:04	45.4	48.4		48.3	51.3	42.9	45.9
29/12/2023	12:09	46.3	49.3		49.1	52.1	43.1	46.1
29/12/2023	12:14	45.6	48.6	49.0	48.7	51.7	42.5	45.5
29/12/2023	12:19	47.5	50.5		50.3	53.3	44.3	47.3
29/12/2023	12:24	46.1	49.1		49.1	52.1	43.3	46.3
29/12/2023	12:29	44.8	47.8		47.1	50.1	42.3	45.3
29/12/2023	12:34	47.4	50.4		50.2	53.2	44.8	47.8
29/12/2023	12:39	44.6	47.6		47.8	50.8	41.5	44.5
29/12/2023	12:44	45.6	48.6	48.8	48.2	51.2	42.8	45.8
29/12/2023	12:49	44.5	47.5		46.9	49.9	42.4	45.4
29/12/2023	12:54	46.6	49.6		50.2	53.2	42.8	45.8
29/12/2023	12:59	45.3	48.3		48.9	51.9	42.5	45.5
29/12/2023	13:04	45.4	48.4		49.3	52.3	41.5	44.5
29/12/2023	13:09	45.5	48.5		49.3	52.3	42.9	45.9
29/12/2023	13:14	47.2	50.2	49.3	49.7	52.7	44.2	47.2
29/12/2023	13:19	45.5	48.5		48.5	51.5	41.9	44.9
29/12/2023	13:24	46.6	49.6		50.3	53.3	42.8	45.8
29/12/2023	13:29	47.1	50.1		49.6	52.6	44.1	47.1
29/12/2023	13:34	44.7	47.7		47.8	50.8	41.7	44.7
29/12/2023	13:39	46.4	49.4		50.1	53.1	43.4	46.4
29/12/2023	13:44	44.3	47.3	49.1	47.2	50.2	40.7	43.7
29/12/2023	13:49	47.1	50.1		50.8	53.8	43.2	46.2
29/12/2023	13:54	46.1	49.1		48.6	51.6	43.1	46.1
29/12/2023	13:59	47.3	50.3		50.9	53.9	43.7	46.7
29/12/2023	14:04	45.0	48.0		47.8	50.8	41.5	44.5
29/12/2023	14:09	47.4	50.4		50.2	53.2	43.9	46.9
29/12/2023	14:14	44.9	47.9	49.4	47.7	50.7	41.1	44.1
29/12/2023	14:19	47.4	50.4		51.1	54.1	44.5	47.5
29/12/2023	14:24	46.7	49.7		50.0	53.0	44.0	47.0
29/12/2023	14:29	46.3	49.3		49.3	52.3	43.3	46.3
29/12/2023	14:34	44.2	47.2		47.3	50.3	41.6	44.6
29/12/2023	14:39	44.7	47.7		47.8	50.8	42.0	45.0
29/12/2023	14:44	46.9	49.9	48.9	49.8	52.8	43.4	46.4
29/12/2023	14:49	46.2	49.2		49.3	52.3	43.4	46.4
29/12/2023	14:54	46.0	49.0		49.4	52.4	43.2	46.2
29/12/2023	14:59	46.7	49.7		49.2	52.2	43.8	46.8
29/12/2023	15:04	47.3	50.3		50.7	53.7	43.9	46.9
29/12/2023	15:09	45.0	48.0		48.0	51.0	41.1	44.1
29/12/2023	15:14	45.4	48.4	49.3	48.3	51.3	41.7	44.7
29/12/2023	15:19	46.5	49.5		49.9	52.9	43.9	46.9
29/12/2023	15:24	46.0	49.0		48.8	51.8	43.2	46.2
29/12/2023	15:29	47.2	50.2		50.7	53.7	44.1	47.1
29/12/2023	15:34	47.5	50.5		50.8	53.8	43.6	46.6
29/12/2023	15:39	44.8	47.8		48.2	51.2	40.9	43.9
29/12/2023	15:44	44.8	47.8	48.8	48.7	51.7	42.0	45.0
29/12/2023	15:49	45.4	48.4		48.0	51.0	42.7	45.7
29/12/2023	15:54	45.9	48.9		49.4	52.4	43.1	46.1
29/12/2023	15:59	46.0	49.0		49.5	52.5	42.4	45.4
29/12/2023	16:04	47.5	50.5		50.1	53.1	44.7	47.7
29/12/2023	16:09	45.7	48.7		49.4	52.4	42.6	45.6
29/12/2023	16:14	45.7	48.7	48.9	48.5	51.5	43.1	46.1
29/12/2023	16:19	44.5	47.5		47.4	50.4	41.2	44.2
29/12/2023	16:24	46.0	49.0		49.7	52.7	42.9	45.9
29/12/2023	16:29	45.4	48.4		48.0	51.0	42.3	45.3
29/12/2023	16:34	47.2	50.2		50.8	53.8	44.6	47.6
29/12/2023	16:39	45.6	48.6		48.3	51.3	41.9	44.9
29/12/2023	16:44	46.7	49.7	49.0	49.3	52.3	43.7	46.7
29/12/2023	16:49	44.3	47.3		47.3	50.3	40.5	43.5
29/12/2023	16:54	46.4	49.4		49.2	52.2	42.9	45.9
29/12/2023	16:59	45.2	48.2		47.7	50.7	42.1	45.1
29/12/2023	17:04	46.4	49.4		50.3	53.3	43.8	46.8
29/12/2023	17:09	47.5	50.5		50.7	53.7	44.1	47.1
29/12/2023	17:14	45.9	48.9	49.6	48.6	51.6	43.2	46.2
29/12/2023	17:19	47.0	50.0		50.0	53.0	43.6	46.6
29/12/2023	17:24	47.1	50.1		49.7	52.7	43.6	46.6
29/12/2023	17:29	45.5	48.5		49.3	52.3	42.3	45.3
29/12/2023	17:34	46.5	49.5		50.1	53.1	43.6	46.6
29/12/2023	17:39	44.6	47.6		47.3	50.3	41.8	44.8
29/12/2023	17:44	44.6	47.6	48.3	47.7	50.7	41.1	44.1
29/12/2023	17:49	45.2	48.2		48.8	51.8	42.0	45.0
29/12/2023	17:54	45.2	48.2		48.8	51.8	40.9	43.9
29/12/2023	17:59	45.6	48.6		49.8	52.8	42.1	45.1
29/12/2023	18:04	44.9	47.9		49.2	52.2	41.9	44.9
29/12/2023	18:09	44.4	47.4		48.3	51.3	40.3	43.3
29/12/2023	18:14	46.9	49.9	48.6	49.8	52.8	43.4	46.4
29/12/2023	18:19	45.4	48.4		48.5	51.5	41.8	44.8
29/12/2023	18:24	45.2	48.2		48.1	51.1	42.2	45.2
29/12/2023	18:29	46.4	49.4		50.6	53.6	42.9	45.9
29/12/2023	18:34	45.9	48.9		49.0	52.0	42.0	45.0
29/12/2023	18:39	49.2	52.2	50.0	52.9	55.9	46.2	49.2
29/12/2023	18:44	48.0	51.0		50.9	53.9	45.0	48.0
29/12/2023	18:49	45.3	48.3		49.3	52.3	41.6	44.6
29/12/2023	18:54	46.8	49.8		50.5	53.5	43.1	46.1
29/12

Station: TW_M3

Remark: *For Free Field measurement, +3 dB(A) was added to the measured results.

Date	Start Time	Leq (5mins)	Leq (5mins)*	Leq (30mins)	L10 (5mins)	L10 (5mins)*	L90 (5mins)	L90 (5mins)*
30/12/2023	7:04	39.50	42.5		40.6	43.6	37.8	40.8
30/12/2023	7:08	39.80	42.8		41.3	44.3	38.1	41.1
30/12/2023	7:13	40.20	43.2	42.7	41.7	44.7	39.1	42.1
30/12/2023	7:18	39.30	42.3		40.2	43.2	38.1	41.1
30/12/2023	7:23	40.50	43.5		42.3	45.3	39.5	42.5
30/12/2023	7:28	38.30	41.3		39.1	42.1	37.6	40.6
30/12/2023	7:33	42.10	45.1		43.4	46.4	40.6	43.6
30/12/2023	7:38	40.20	43.2		41.2	44.2	39.1	42.1
30/12/2023	7:43	40.70	43.7	44.2	42.2	45.2	39.5	42.5
30/12/2023	7:48	40.90	43.9		42.4	45.4	39.7	42.7
30/12/2023	7:53	40.60	43.6		42.4	45.4	38.9	41.9
30/12/2023	7:58	42.30	45.3		44.2	47.2	40.1	43.1
30/12/2023	8:03	39.20	42.2		41.1	44.1	38.0	41.0
30/12/2023	8:08	42.90	45.9		44.5	47.5	41.8	44.8
30/12/2023	8:13	42.50	45.5	43.9	43.6	46.6	41.3	44.3
30/12/2023	8:18	39.70	42.7		41.4	44.4	38.4	41.4
30/12/2023	8:23	39.30	42.3		41.6	44.6	37.7	40.7
30/12/2023	8:28	40.00	43.0		41.1	44.1	37.7	40.7
30/12/2023	8:33	40.40	43.4		41.9	44.9	39.2	42.2
30/12/2023	8:38	39.80	42.8		41.6	44.6	37.7	40.7
30/12/2023	8:43	43.80	46.8	45.3	45.5	48.5	41.9	44.9
30/12/2023	8:48	44.70	47.7		45.8	48.8	43.3	46.3
30/12/2023	8:53	41.00	44.0		43.0	46.0	39.8	42.8
30/12/2023	8:58	41.90	44.9		43.5	46.5	40.4	43.4
30/12/2023	9:03	40.20	43.2		42.0	45.0	38.9	41.9
30/12/2023	9:08	43.10	46.1		44.7	47.7	41.6	44.6
30/12/2023	9:13	44.10	47.1	45.8	45.5	48.5	42.2	45.2
30/12/2023	9:18	43.70	46.7		45.8	48.8	41.4	44.4
30/12/2023	9:23	43.50	46.5		46.1	49.1	41.7	44.7
30/12/2023	9:28	40.40	43.4		42.3	45.3	38.4	41.4
30/12/2023	9:33	43.00	46.0		45.3	48.3	41.1	44.1
30/12/2023	9:38	43.30	46.3		45.4	48.4	41.4	44.4
30/12/2023	9:43	45.80	48.8	47.6	47.7	50.7	43.7	46.7
30/12/2023	9:48	45.40	48.4		47.8	50.8	43.8	46.8
30/12/2023	9:53	45.80	48.8		48.6	51.6	43.2	46.2
30/12/2023	9:58	43.20	46.2		45.5	48.5	41.2	44.2
30/12/2023	10:03	42.30	45.3		44.5	47.5	40.1	43.1
30/12/2023	10:08	45.80	48.8		48.4	51.4	43.5	46.5
30/12/2023	10:13	45.60	48.6	47.3	47.7	50.7	43.8	46.8
30/12/2023	10:18	42.30	45.3		44.8	47.8	39.7	42.7
30/12/2023	10:23	45.20	48.2		48.1	51.1	42.0	45.0
30/12/2023	10:28	43.00	46.0		46.2	49.2	40.5	43.5
30/12/2023	10:33	43.80	46.8		46.1	49.1	41.6	44.6
30/12/2023	10:38	43.60	46.6	46.8	45.8	48.8	41.5	44.5
30/12/2023	10:43	45.00	48.0		47.7	50.7	42.5	45.5
30/12/2023	10:48	44.30	47.3		47.0	50.0	42.2	45.2
30/12/2023	10:53	43.60	46.6		46.3	49.3	40.6	43.6
30/12/2023	10:58	42.20	45.2		44.9	47.9	39.5	42.5
30/12/2023	11:03	44.30	47.3		47.1	50.1	41.8	44.8
30/12/2023	11:08	44.90	47.9		47.0	50.0	42.4	45.4
30/12/2023	11:13	45.50	48.5	47.2	47.8	50.8	42.8	45.8
30/12/2023	11:18	42.70	45.7		44.9	47.9	39.6	42.6
30/12/2023	11:23	43.80	46.8		46.1	49.1	40.7	43.7
30/12/2023	11:28	43.30	46.3		45.4	48.4	40.8	43.8
30/12/2023	11:33	47.30	50.3		49.9	52.9	44.2	47.2
30/12/2023	11:38	46.10	49.1		48.6	51.6	43.5	46.5
30/12/2023	11:43	45.70	48.7	49.4	47.9	50.9	42.7	45.7
30/12/2023	11:48	46.70	49.7		49.1	52.1	43.8	46.8
30/12/2023	11:53	46.30	49.3		49.2	52.2	43.4	46.4
30/12/2023	11:58	46.20	49.2		49.2	52.2	44.0	47.0
30/12/2023	12:03	46.90	49.9		49.6	52.6	44.8	47.8
30/12/2023	12:08	47.10	50.1		49.7	52.7	44.0	47.0
30/12/2023	12:13	46.70	49.7	49.4	48.8	51.8	44.3	47.3
30/12/2023	12:18	45.40	48.4		47.6	50.6	42.9	45.9
30/12/2023	12:23	45.30	48.3		48.2	51.2	42.5	45.5
30/12/2023	12:28	46.50	49.5		48.9	51.9	44.4	47.4
30/12/2023	12:33	46.30	49.3		48.4	51.4	43.9	46.9
30/12/2023	12:38	46.60	49.6		49.5	52.5	43.7	46.7
30/12/2023	12:43	45.90	48.9	49.5	49.0	52.0	43.2	46.2
30/12/2023	12:48	46.60	49.6		49.3	52.3	43.8	46.8
30/12/2023	12:53	45.50	48.5		48.1	51.1	42.6	45.6
30/12/2023	12:58	47.60	50.6		49.9	52.9	45.0	48.0
30/12/2023	13:03	45.30	48.3		48.0	51.0	41.8	44.8
30/12/2023	13:08	46.90	49.9		50.1	53.1	44.0	47.0
30/12/2023	13:13	46.00	49.0	49.3	49.8	52.8	42.1	45.1
30/12/2023	13:18	46.50	49.5		50.3	53.3	43.1	46.1
30/12/2023	13:23	47.60	50.6		50.1	53.1	43.7	46.7
30/12/2023	13:28	44.70	47.7		47.5	50.5	41.0	44.0
30/12/2023	13:33	47.20	50.2		50.4	53.4	43.6	46.6
30/12/2023	13:38	46.00	49.0		49.0	52.0	42.1	45.1
30/12/2023	13:43	45.70	48.7	49.0	49.2	52.2	42.6	45.6
30/12/2023	13:48	46.10	49.1		49.1	52.1	42.5	45.5
30/12/2023	13:53	44.90	47.9		47.8	50.8	41.9	44.9
30/12/2023	13:58	45.50	48.5		49.1	52.1	41.9	44.9
30/12/2023	14:03	45.60	48.6		48.8	51.8	42.4	45.4
30/12/2023	14:08	44.50	47.5		47.5	50.5	41.9	44.9
30/12/2023	14:13	47.00	50.0	48.8	49.9	52.9	43.8	46.8
30/12/2023	14:18	46.40	49.4		49.8	52.8	42.9	45.9
30/12/2023	14:23	45.90	48.9		49.4	52.4	43.2	46.2
30/12/2023	14:28	44.70	47.7		48.5	51.5	42.0	45.0
30/12/2023	14:33	45.30	48.3		48.6	51.6	42.2	45.2
30/12/2023	14:38	44.60	47.6		47.2	50.2	40.7	43.7
30/12/2023	14:43	44.50	47.5	47.9	47.4	50.4	41.8	44.8
30/12/2023	14:48	44.50	47.5		47.9	50.9	42.0	45.0
30/12/2023	14:53	45.00	48.0		48.8	51.8	41.4	44.4
30/12/2023	14:58	45.60	48.6		49.2	52.2	42.3	45.3
30/12/2023	15:03	44.90	47.9		48.6	51.6	41.4	44.4
30/12/2023	15:08	47.60	50.6		51.4	54.4	44.5	47.5
30/12/2023	15:13	47.20	50.2	49.4	50.0	53.0	43.8	46.8
30/12/2023	15:18	46.40	49.4		49.3	52.3	43.4	46.4
30/12/2023	15:23	44.40	47.4		48.2	51.2	41.9	44.9
30/12/2023	15:28	46.80	49.8		50.4	53.4	43.1	46.1
30/12/2023	15:33	46.50	49.5		49.1	52.1	43.0	46.0
30/12/2023	15:38	46.70	49.7		49.7	52.7	43.6	46.6
30/12/2023	15:43	45.00	48.0	49.4	48.4	51.4	41.4	44.4
30/12/2023	15:48	45.30	48.3		48.5	51.5	42.6	45.6
30/12/2023	15:53	46.50	49.5		50.0	53.0	42.8	45.8
30/12/2023	15:58	47.60	50.6		50.3	53.3	44.3	47.3
30/12/2023	16:03	45.20	48.2		48.4	51.4	41.4	44.4
30/12/2023	16:08	47.00	50.0		50.3	53.3	44.4	47.4
30/12/2023	16:13	44.70	47.7	48.5	48.2	51.2	40.8	43.8
30/12/2023	16:18	44.30	47.3		47.6	50.6	41.7	44.7
30/12/2023	16:23	46.60	49.6		49.9	52.9	43.0	46.0
30/12/2023	16:28	44.70	47.7		47.7	50.7	42.0	45.0
30/12/2023	16:33	46.90	49.9		49.6	52.6	44.3	47.3
30/12/2023	16:38	46.40	49.4		49.0	52.0	43.1	46.1
30/12/2023	16:43	45.40	48.4	49.1	48.0	51.0	41.7	44.7
30/12/2023	16:48	47.30	50.3		50.0	53.0	44.2	47.2
30/12/2023	16:53	45.50	48.5		49.1	52.1	42.2	45.2
30/12/2023	16:58	44.60	47.6		47.7	50.7	40.7	43.7
30/12/2023	17:03	44.60	47.6		48.5	51.5	40.9	43.9
30/12/2023	17:08	45.40	48.4		48.9	51.9	42.6	45.6
30/12/2023	17:13	46.20	49.2	48.8	49.4	52.4	43.0	46.0
30/12/2023	17:18	46.30	49.3		50.0	53.0	42.5	45.5
30/12/2023	17:23	44.40	47.4		48.1	51.1	40.7	43.7
30/12/2023	17:28	47.10	50.1		50.6	53.6	44.1	47.1
30/12/2023	17:33	46.70	49.7		49.5	52.5	44.2	47.2
30/12/2023	17:38	45.50	48.5		49.2	52.2	42.1	45.1
30/12/2023	17:43	44.50	47.5	48.6	47.5	50.5	41.9	44.9
30/12/2023	17:48	44.50	47.5		47.0	50.0	40.9	43.9
30/12/2023	17:53	45.10	48.1		48.8	51.8	41.3	44.3
30/12/2023	17:58	46.70	49.7		50.5	53.5	43.9	46.9
30/12/2023	18:03	45.80	48.8		49.4	52.4	41.7	44.7
30/12/2023	18:08	46.90	49.9		49.7	52.7	43.1	46.1
30/12/2023	18:13	45.20	48.2	49.9	48.7	51.7	41.8	44.8
30/12/2023	18:18	44.80	47.8		47.5	50.5	40.9	43.9
30/12/2023	18:23	47.90	50.9		51.8	54.8	45.0	48.0
30/12/2023	18:28	49.00	52.0		52.6	55.6	44.7	47.7
30/12/2023	18:33	46.40	49.4		50.5	53.5	42.7	45.7
30/12/2023	18:38	48.40	51.4		51.2	54.2	45.0	48.0
30/12/2023	18:43	48.20	51.2	50.1	52.1	55.1	45.0	48.0
30/12/2023	18:48	47.00	50.0		51.1	54.1	43.6	46.6
30/12/2023	18:53	46.20	49.2		49.8	52.8	43.1	46.1
30/12/2023	18:58	46.00	49.0		49.7	52.7	42.1	45.1
			Mean	47.8				
			Maximum	50.1				
			Minimum	42.7				

Date	Start Time	Leq (5mins)	Leq (5mins)*	Leq (30mins)	L10 (5mins)	L10 (5mins)*	L90 (5mins)	L90 (5mins)*
31/12/2023	7:04	39.60	42.6		41.1	44.1	38.9	41.9
31/12/2023	7:09	39.80	42.8		41.3	44.3	39.1	42.1
31/12/2023	7:14	38.90	41.9	42.3	39.9	42.9	38.1	41.1
31/12/2023	7:19	38.50	41.5		40.3	43.3	37.3	40.3
31/12/2023	7:24	39.70	42.7		41.4	44.4	38.2	41.2
31/12/2023	7:29	39.20	42.2		40.6	43.6	38.1	41.1
31/12/2023	7:34	40.00	43.0		40.8	43.8	39.2	42.2
31/12/2023	7:39	40.50	43.5		41.5	44.5	39.8	42.8
31/12/2023	7:44	42.80	45.8	44.0	44.2	47.2	41.3	44.3
31/12/2023	7:49	40.30	43.3		41.9	44.9	38.6	41.6
31/12/2023	7:54	41.90	44.9		42.8	45.8	41.2	44.2
31/12/2023	7:59	39.50	42.5		41.1	44.1	38.6	41.6
31/12/2023	8:04	40.50	43.5		42.2	45.2	38.5	41.5
31/12/2023	8:09	42.80	45.8		44.6	47.6	41.4	44.4
31/12/2023	8:14	40.90	43.9	44.4	42.6	45.6	39.4	42.4
31/12/2023	8:19	42.30	45.3		44.1	47.1	40.0	43.0
31/12/2023	8:24	41.00	44.0		42.6	45.6	39.8	42.8
31/12/2023	8:29	40.10	43.1		42.2	45.2	38.0	41.0
31/12/2023	8:34	40.30	43.3		42.3	45.3	38.0	41.0
31/12/2023	8:39	41.30	44.3		42.8	45.8	39.1	42.1
31/12/2023	8:44	42.90	45.9	45.1	44.5	47.5	41.2	44.2
31/12/2023	8:49	42.20	45.2		43.6	46.6	40.5	43.5
31/12/2023	8:54	44.10	47.1		46.3	49.3	42.8	45.8
31/12/2023	8:59	40.40	43.4		42.6	45.6	38.7	41.7
31/12/2023	9:04	40.40	43.4		41.7	44.7	38.9	41.9
31/12/2023	9:09	41.40	44.4		43.7	46.7	39.2	42.2
31/12/2023	9:14	40.30	43.3	44.3	41.5	44.5	38.9	41.9
31/12/2023	9:19	41.80	44.8		43.3	46.3	40.2	43.2
31/12/2023	9:24	42.90	45.9		45.2	48.2	41.7	44.7
31/12/2023	9:29	40.30	43.3		42.6	45.6	38.1	41.1
31/12/2023	9:34	42.60	45.6		44.4	47.4	40.7	43.7
31/12/2023	9:39	43.10	46.1		44.9	47.9	41.1	44.1
31/12/2023	9:44	45.40	48.4	46.6	47.3	50.3	43.8	46.8
31/12/2023	9:49	43.20	46.2		45.4	48.4	40.8	43.8
31/12/2023	9:54	44.10	47.1		46.3	49.3	41.4	44.4
31/12/2023	9:59	42.20	45.2		43.9	46.9	40.3	43.3
31/12/2023	10:04	45.00	48.0		47.1	50.1	42.7	45.7
31/12/2023	10:09	44.30	47.3		46.0	49.0	42.6	45.6
31/12/2023	10:14	44.40	47.4	47.9	46.3	49.3	41.9	44.9
31/12/2023	10:19	45.40	48.4		48.2	51.2	43.7	46.7
31/12/2023	10:24	45.40	48.4		47.2	50.2	43.1	46.1
31/12/2023	10:29	44.90	47.9		48.1	51.1	42.0	45.0
31/12/2023	10:34	45.50	48.5		47.8	50.8	42.7	45.7
31/12/2023	10:39	42.20	45.2	46.8	44.9	47.9	40.0	43.0
31/12/2023	10:44	43.90	46.9		45.8	48.8	42.2	45.2
31/12/2023	10:49	42.50	45.5		44.7	47.7	40.4	43.4
31/12/2023	10:54	44.10	47.1		46.9	49.9	42.0	45.0
31/12/2023	10:59	44.00	47.0		46.7	49.7	41.8	44.8
31/12/2023	11:04	43.10	46.1		46.3	49.3	40.3	43.3
31/12/2023	11:09	42.80	45.8		45.3	48.3	40.7	43.7
31/12/2023	11:14	42.50	45.5	46.4	45.1	48.1	40.0	43.0
31/12/2023	11:19	42.80	45.8		45.4	48.4	40.1	43.1
31/12/2023	11:24	45.80	48.8		48.4	51.4	42.9	45.9
31/12/2023	11:29	42.40	45.4		45.0	48.0	40.2	43.2
31/12/2023	11:34	43.00	46.0		45.5	48.5	40.1	43.1
31/12/2023	11:39	44.30	47.3		46.4	49.4	42.1	45.1
31/12/2023	11:44	45.00	48.0	48.0	47.7	50.7	42.8	45.8
31/12/2023	11:49	45.70	48.7		48.5	51.5	43.3	46.3
31/12/2023	11:54	44.20	47.2		46.5	49.5	41.6	44.6
31/12/2023	11:59	46.70	49.7		49.7	52.7	44.0	47.0
31/12/2023	12:04	44.20	47.2		46.5	49.5	41.2	44.2
31/12/2023	12:09	47.50	50.5		49.6	52.6	44.6	47.6
31/12/2023	12:14	44.20	47.2	48.7	47.3	50.3	42.1	45.1
31/12/2023	12:19	45.20	48.2		48.1	51.1	42.8	45.8
31/12/2023	12:24	47.10	50.1		49.2	52.2	44.8	47.8
31/12/2023	12:29	44.70	47.7		47.2	50.2	41.5	44.5
31/12/2023	12:34	46.40	49.4		49.4	52.4	44.0	47.0
31/12/2023	12:39	46.20	49.2		49.3	52.3	43.4	46.4
31/12/2023	12:44	47.50	50.5	49.2	50.3	53.3	44.8	47.8
31/12/2023	12:49	44.90	47.9		47.7	50.7	41.9	44.9
31/12/2023	12:54	45.50	48.5		48.6	51.6	43.1	46.1
31/12/2023	12:59	46.50	49.5		49.6	52.6	43.4	46.4
31/12/2023	13:04	46.10	49.1		48.3	51.3	43.1	46.1
31/12/2023	13:09	46.10	49.1		48.5	51.5	42.9	45.9
31/12/2023	13:14	47.50	50.5	49.5	50.6	53.6	44.9	47.9
31/12/2023	13:19	46.00	49.0		48.5	51.5	42.2	45.2
31/12/2023	13:24	46.90	49.9		50.2	53.2	44.3	47.3
31/12/2023	13:29	46.40	49.4		50.0	53.0	43.4	46.4
31/12/2023	13:34	45.50	48.5		48.4	51.4	42.1	45.1
31/12/2023	13:39	47.20	50.2		51.1	54.1	43.7	46.7
31/12/2023	13:44	47.10	50.1	49.3	50.6	53.6	43.9	46.9
31/12/2023	13:49	45.70	48.7		48.6	51.6	42.7	45.7
31/12/2023	13:54	46.40	49.4		50.3	53.3	43.0	46.0
31/12/2023	13:59	45.60	48.6		48.5	51.5	42.6	45.6
31/12/2023	14:04	45.90	48.9		49.5	52.5	43.3	46.3
31/12/2023	14:09	45.00	48.0		48.1	51.1	41.5	44.5
31/12/2023	14:14	46.30	49.3	49.3	49.2	52.2	43.2	46.2
31/12/2023	14:19	46.80	49.8		49.8	52.8	44.3	47.3
31/12/2023	14:24	46.80	49.8		49.7	52.7	43.4	46.4
31/12/2023	14:29	46.70	49.7		49.3	52.3	43.0	46.0
31/12/2023	14:34	47.60	50.6		50.3	53.3	44.0	47.0
31/12/2023	14:39	44.90	47.9		47.9	50.9	42.4	45.4
31/12/2023	14:44	44.80	47.8	49.4	48.3	51.3	41.2	44.2
31/12/2023	14:49	46.30	49.3		49.7	52.7	43.1	46.1
31/12/2023	14:54	46.70	49.7		50.2	53.2	43.5	46.5
31/12/2023	14:59	47.30	50.3		49.9	52.9	44.4	47.4
31/12/2023	15:04	46.30	49.3		49.5	52.5	42.4	45.4
31/12/2023	15:09	47.40	50.4		50.3	53.3	44.8	47.8
31/12/2023	15:14	45.40	48.4	49.1	49.3	52.3	42.3	45.3
31/12/2023	15:19	47.00	50.0		50.1	53.1	44.0	47.0
31/12/2023	15:24	45.10	48.1		48.8	51.8	41.6	44.6
31/12/2023	15:29	44.60	47.6		47.5	50.5	41.4	44.4
31/12/2023	15:34	47.40	50.4		50.9	53.9	44.6	47.6
31/12/2023	15:39	47.60	50.6		50.3	53.3	44.7	47.7
31/12/2023	15:44	45.90	48.9	49.6	48.5	51.5	42.0	45.0
31/12/2023	15:49	46.80	49.8		50.0	53.0	44.1	47.1
31/12/2023	15:54	46.80	49.8		49.7	52.7	43.2	46.2
31/12/2023	15:59	44.60	47.6		48.3	51.3	41.9	44.9
31/12/2023	16:04	44.50	47.5		47.5	50.5	41.5	44.5
31/12/2023	16:09	45.40	48.4		48.6	51.6	42.4	45.4
31/12/2023	16:14	46.70	49.7	48.9	50.5	53.5	44.2	47.2
31/12/2023	16:19	46.90	49.9		49.5	52.5	43.6	46.6
31/12/2023	16:24	44.50	47.5		47.8	50.8	40.6	43.6
31/12/2023	16:29	46.80	49.8		49.8	52.8	43.0	46.0
31/12/2023	16:34	46.90	49.9		49.9	52.9	43.1	46.1
31/12/2023	16:39	47.60	50.6		51.5	54.5	44.6	47.6
31/12/2023	16:44	45.00	48.0	48.8	47.7	50.7	41.4	44.4
31/12/2023	16:49	44.70	47.7		47.4	50.4	41.2	44.2
31/12/2023	16:54	44.50	47.5		48.3	51.3	42.0	45.0
31/12/2023	16:59	45.40	48.4		48.8	51.8	42.1	45.1
31/12/2023	17:04	44.40	47.4		47.1	50.1	41.6	44.6
31/12/2023	17:09	47.20	50.2		50.5	53.5	43.6	46.6
31/12/2023	17:14	47.20	50.2	48.7	50.4	53.4	43.6	46.6
31/12/2023	17:19	45.40	48.4		48.4	51.4	42.5	45.5
31/12/2023	17:24	44.40	47.4		47.3	50.3	41.4	44.4
31/12/2023	17:29	44.70	47.7		48.5	51.5	41.8	44.8
31/12/2023	17:34	47.00	50.0		50.0	53.0	44.0	47.0
31/12/2023	17:39	44.20	47.2		46.9	49.9	40.7	43.7
31/12/2023	17:44	44.50	47.5	49.0	47.3	50.3	42.0	45.0
31/12/2023	17:49	44.80	47.8		47.6	50.6	42.0	45.0
31/12/2023	17:54	47.00	50.0		50.6	53.6	43.7	46.7
31/12/2023	17:59	47.20	50.2		50.7	53.7	43.5	46.5
31/12/2023	18:04	46.20	49.2		48.7	51.7	42.3	45.3
31/12/2023	18:09	46.30	49.3		49.7	52.7	42.7	45.7
31/12/2023	18:14	44.50	47.5	48.6	48.4	51.4	41.4	44.4
31/12/2023	18:19	46.80	49.8		50.5	53.5	43.3	46.3
31/12/2023	18:24	44.70	47.7		48.6	51.6	40.6	43.6
31/12/2023	18:29	44.20	47.2		47.2	50.2	40.9	43.9
31/12/2023	18:34	48.90	51.9		53.2	56.2	45.5	48.5
31/12/2023	18:39	48.50	51.5		51.3	54.3	45.8	48.8
31/12/2023	18:44	48.60	51.6	51.6	52.0	55.0	44.5	47.5
31/12/2023	18:49	48.40	51.4		52.4	55.4	45.7	48.7
31/12/2023

Station: TW_M3

Remark: *For Free Field measurement, +3 dB(A) was added to the measured results.

Date	Start Time	Leq (5mins)	Leq (5mins)*	Leq (30mins)	L10 (5mins)	L10 (5mins)*	L90 (5mins)	L90 (5mins)*
1/1/2024	7:04	40.9	43.9		42.7	45.7	39.5	42.5
1/1/2024	7:09	38.8	41.8		39.8	42.8	37.0	40.0
1/1/2024	7:14	38.2	41.2	42.2	39.2	42.2	37.0	40.0
1/1/2024	7:19	38.5	41.5		40.1	43.1	37.6	40.6
1/1/2024	7:24	39.1	42.1		40.3	43.3	38.3	41.3
1/1/2024	7:29	39.1	42.1		40.4	43.4	37.6	40.6
1/1/2024	7:34	39.2	42.2		40.0	43.0	38.3	41.3
1/1/2024	7:39	38.8	41.8		40.2	43.2	38.1	41.1
1/1/2024	7:44	38.1	41.1	42.5	39.1	42.1	36.5	39.5
1/1/2024	7:49	40.5	43.5		41.2	44.2	38.8	41.8
1/1/2024	7:54	40.2	43.2		41.5	44.5	39.1	42.1
1/1/2024	7:59	40.0	43.0		41.4	44.4	38.6	41.6
1/1/2024	8:04	40.5	43.5		41.4	44.4	39.1	42.1
1/1/2024	8:09	39.3	42.3		40.7	43.7	37.9	40.9
1/1/2024	8:14	42.2	45.2	43.9	43.7	46.7	40.1	43.1
1/1/2024	8:19	39.9	42.9		41.0	44.0	38.5	41.5
1/1/2024	8:24	41.6	44.6		43.8	46.8	40.5	43.5
1/1/2024	8:29	41.1	44.1		42.6	45.6	39.2	42.2
1/1/2024	8:34	42.3	45.3		44.1	47.1	40.0	43.0
1/1/2024	8:39	41.7	44.7		43.9	46.9	40.0	43.0
1/1/2024	8:44	40.0	43.0	43.9	41.4	44.4	38.1	41.1
1/1/2024	8:49	40.1	43.1		41.4	44.4	38.0	41.0
1/1/2024	8:54	40.9	43.9		42.0	45.0	39.0	42.0
1/1/2024	8:59	39.8	42.8		42.1	45.1	37.9	40.9
1/1/2024	9:04	42.5	45.5		44.4	47.4	41.4	44.4
1/1/2024	9:09	40.9	43.9		42.4	45.4	38.7	41.7
1/1/2024	9:14	43.2	46.2	45.8	45.4	48.4	42.1	45.1
1/1/2024	9:19	43.3	46.3		45.5	48.5	42.0	45.0
1/1/2024	9:24	43.5	46.5		45.5	48.5	41.6	44.6
1/1/2024	9:29	43.0	46.0		44.5	47.5	41.6	44.6
1/1/2024	9:34	42.0	45.0		44.3	47.3	40.2	43.2
1/1/2024	9:39	44.8	47.8		46.4	49.4	43.0	46.0
1/1/2024	9:44	42.8	45.8	46.7	44.5	47.5	40.3	43.3
1/1/2024	9:49	42.6	45.6		44.8	47.8	39.9	42.9
1/1/2024	9:54	42.3	45.3		44.1	47.1	40.3	43.3
1/1/2024	9:59	45.9	48.9		47.9	50.9	43.4	46.4
1/1/2024	10:04	45.0	48.0		47.2	50.2	43.0	46.0
1/1/2024	10:09	42.2	45.2		44.1	47.1	40.1	43.1
1/1/2024	10:14	44.2	47.2	46.6	47.0	50.0	41.9	44.9
1/1/2024	10:19	44.6	47.6		46.2	49.2	42.5	45.5
1/1/2024	10:24	42.6	45.6		45.2	48.2	40.2	43.2
1/1/2024	10:29	42.3	45.3		45.0	48.0	40.2	43.2
1/1/2024	10:34	45.9	48.9		48.5	51.5	43.4	46.4
1/1/2024	10:39	45.6	48.6		48.0	51.0	43.2	46.2
1/1/2024	10:44	44.9	47.9	47.8	47.2	50.2	42.5	45.5
1/1/2024	10:49	43.2	46.2		45.3	48.3	41.0	44.0
1/1/2024	10:54	45.2	48.2		48.2	51.2	42.3	45.3
1/1/2024	10:59	43.1	46.1		45.8	48.8	40.2	43.2
1/1/2024	11:04	43.9	46.9		46.7	49.7	41.5	44.5
1/1/2024	11:09	45.8	48.8		48.2	51.2	43.0	46.0
1/1/2024	11:14	45.4	48.4	48.0	48.0	51.0	42.4	45.4
1/1/2024	11:19	45.4	48.4		48.3	51.3	43.2	46.2
1/1/2024	11:24	44.9	47.9		47.0	50.0	42.8	45.8
1/1/2024	11:29	44.6	47.6		47.4	50.4	42.5	45.5
1/1/2024	11:34	46.6	49.6		49.3	52.3	44.0	47.0
1/1/2024	11:39	47.2	50.2		49.3	52.3	44.8	47.8
1/1/2024	11:44	47.2	50.2	49.7	49.5	52.5	44.1	47.1
1/1/2024	11:49	46.6	49.6		48.9	51.9	43.8	46.8
1/1/2024	11:54	46.4	49.4		48.9	51.9	43.3	46.3
1/1/2024	11:59	46.1	49.1		49.0	52.0	43.8	46.8
1/1/2024	12:04	47.4	50.4		50.6	53.6	44.6	47.6
1/1/2024	12:09	44.7	47.7		47.0	50.0	42.0	45.0
1/1/2024	12:14	44.9	47.9	48.8	47.9	50.9	41.8	44.8
1/1/2024	12:19	47.5	50.5		50.0	53.0	45.2	48.2
1/1/2024	12:24	44.6	47.6		47.0	50.0	42.4	45.4
1/1/2024	12:29	44.6	47.6		47.0	50.0	42.4	45.4
1/1/2024	12:34	47.1	50.1		50.0	53.0	44.5	47.5
1/1/2024	12:39	45.4	48.4		48.2	51.2	42.7	45.7
1/1/2024	12:44	44.4	47.4	49.4	47.5	50.5	42.2	45.2
1/1/2024	12:49	47.5	50.5		50.5	53.5	45.3	48.3
1/1/2024	12:54	45.6	48.6		47.7	50.7	43.2	46.2
1/1/2024	12:59	47.4	50.4		50.6	53.6	44.8	47.8
1/1/2024	13:04	44.6	47.6		48.1	51.1	41.3	44.3
1/1/2024	13:09	45.3	48.3		48.4	51.4	42.4	45.4
1/1/2024	13:14	44.3	47.3	48.7	47.5	50.5	41.5	44.5
1/1/2024	13:19	45.3	48.3		47.9	50.9	42.6	45.6
1/1/2024	13:24	46.7	49.7		49.5	52.5	44.1	47.1
1/1/2024	13:29	47.1	50.1		50.4	53.4	43.7	46.7
1/1/2024	13:34	44.3	47.3		47.2	50.2	40.5	43.5
1/1/2024	13:39	46.6	49.6		49.1	52.1	42.9	45.9
1/1/2024	13:44	46.2	49.2	48.6	49.6	52.6	43.7	46.7
1/1/2024	13:49	45.2	48.2		48.1	51.1	41.8	44.8
1/1/2024	13:54	46.0	49.0		49.7	52.7	42.4	45.4
1/1/2024	13:59	45.0	48.0		47.7	50.7	42.0	45.0
1/1/2024	14:04	47.3	50.3		49.9	52.9	44.1	47.1
1/1/2024	14:09	44.8	47.8		48.1	51.1	42.0	45.0
1/1/2024	14:14	47.2	50.2		50.7	53.7	43.4	46.4
1/1/2024	14:19	47.4	50.4		50.1	53.1	44.2	47.2
1/1/2024	14:24	44.6	47.6		47.2	50.2	41.2	44.2
1/1/2024	14:35	46.7	49.7		50.3	53.3	43.3	46.3
1/1/2024	14:40	45.0	48.0		48.4	51.4	41.9	44.9
1/1/2024	14:45	46.1	49.1		49.4	52.4	42.8	45.8
1/1/2024	14:50	45.1	48.1		48.5	51.5	42.5	45.5
1/1/2024	14:55	46.6	49.6		49.3	52.3	43.1	46.1
1/1/2024	15:00	44.6	47.6		47.8	50.8	41.0	44.0
1/1/2024	15:05	46.2	49.2		49.1	52.1	42.3	45.3
1/1/2024	15:10	47.1	50.1	49.3	50.2	53.2	43.4	46.4
1/1/2024	15:15	46.3	49.3		50.0	53.0	42.4	45.4
1/1/2024	15:20	47.5	50.5		50.4	53.4	45.0	48.0
1/1/2024	15:25	45.5	48.5		48.7	51.7	41.7	44.7
1/1/2024	15:30	44.8	47.8		48.1	51.1	42.2	45.2
1/1/2024	15:35	45.0	48.0		48.2	51.2	42.0	45.0
1/1/2024	15:40	46.8	49.8	48.9	49.3	52.3	43.4	46.4
1/1/2024	15:45	46.0	49.0		48.9	51.9	42.5	45.5
1/1/2024	15:50	44.9	47.9		48.8	51.8	42.3	45.3
1/1/2024	15:55	47.4	50.4		50.9	53.9	44.0	47.0
1/1/2024	16:00	45.3	48.3		48.8	51.8	42.6	45.6
1/1/2024	16:05	45.9	48.9		50.0	53.0	43.0	46.0
1/1/2024	16:10	44.7	47.7	48.7	49.0	52.0	41.7	44.7
1/1/2024	16:15	47.1	50.1		51.3	54.3	44.0	47.0
1/1/2024	16:20	44.9	47.9		47.9	50.9	42.1	45.1
1/1/2024	16:25	45.9	48.9		49.7	52.7	42.5	45.5
1/1/2024	16:30	45.7	48.7		48.9	51.9	42.2	45.2
1/1/2024	16:35	44.9	47.9		49.1	52.1	41.3	44.3
1/1/2024	16:40	46.1	49.1	48.9	50.1	53.1	42.3	45.3
1/1/2024	16:45	46.4	49.4		50.6	53.6	43.4	46.4
1/1/2024	16:50	46.7	49.7		50.8	53.8	43.5	46.5
1/1/2024	16:55	45.4	48.4		49.0	52.0	42.4	45.4
1/1/2024	17:00	45.4	48.4		48.9	51.9	42.4	45.4
1/1/2024	17:05	47.7	50.7		51.1	54.1	43.4	46.4
1/1/2024	17:10	47.4	50.4	50.7	50.9	53.9	43.4	46.4
1/1/2024	17:15	48.7	51.7		52.3	55.3	45.8	48.8
1/1/2024	17:20	47.0	50.0		49.8	52.8	43.3	46.3
1/1/2024	17:25	49.1	52.1		51.8	54.8	45.3	48.3
1/1/2024	17:30	46.9	49.9		50.7	53.7	43.9	46.9
1/1/2024	17:35	46.9	49.9		50.8	53.8	43.2	46.2
1/1/2024	17:40	46.8	49.8	50.3	50.9	53.9	42.9	45.9
1/1/2024	17:45	49.0	52.0		51.8	54.8	45.8	48.8
1/1/2024	17:50	47.3	50.3		50.4	53.4	43.2	46.2
1/1/2024	17:55	46.3	49.3		49.7	52.7	43.5	46.5
1/1/2024	18:00	48.1	51.1		51.7	54.7	43.8	46.8
1/1/2024	18:05	47.1	50.1		50.4	53.4	43.6	46.6
1/1/2024	18:10	45.9	48.9	50.2	50.2	53.2	42.0	45.0
1/1/2024	18:15	45.2	48.2		49.1	52.1	41.0	44.0
1/1/2024	18:20	46.1	49.1		49.1	52.1	41.8	44.8
1/1/2024	18:25	49.5	52.5		53.3	56.3	45.2	48.2
1/1/2024	18:30	48.8	51.8		52.5	55.5	44.8	47.8
1/1/2024	18:35	45.9	48.9		49.2	52.2	42.6	45.6
1/1/2024	18:40	47.5	50.5	50.6	51.0	54.0	43.2	46.2
1/1/2024	18:45	49.3	52.3		52.7	55.7	46.0	49.0
1/1/2024	18:50	47.1	50.1		50.8	53.8	43.6	46.6
1/1/2024	18:55	46.1	49.1		49.2	52.2	42.0	45.0
			Mean	47.7				
			Maximum	50.7				
			Minimum	42.2				

Date	Start Time	Leq (5mins)	Leq (5mins)*	Leq (30mins)	L10 (5mins)	L10 (5mins)*	L90 (5mins)	L90 (5mins)*
2/1/2024	7:00	40.3	43.3		42.2	45.2	38.0	41.0
2/1/2024	7:05	40.6	43.6		41.9	44.9	39.4	42.4
2/1/2024	7:10	44.1	47.1	45.3	45.6	48.6	42.2	45.2
2/1/2024	7:15	41.4	44.4		42.6	45.6	39.3	42.3
2/1/2024	7:20	43.3	46.3		44.8	47.8	41.7	44.7
2/1/2024	7:25	42.5	45.5		44.2	47.2	41.0	44.0
2/1/2024	7:30	42.2	45.2		43.8	46.8	40.3	43.3
2/1/2024	7:35	43.0	46.0		44.9	47.9	40.9	43.9
2/1/2024	7:40	41.3	44.3	46.2	44.0	47.0	38.5	41.5
2/1/2024	7:45	44.7	47.7		46.3	49.3	42.4	45.4
2/1/2024	7:50	44.0	47.0		46.0	49.0	41.3	44.3
2/1/2024	7:55	42.9	45.9		45.3	48.3	40.4	43.4
2/1/2024	8:00	45.5	48.5		47.9	50.9	43.4	46.4
2/1/2024	8:05	44.2	47.2		46.9	49.9	42.0	45.0
2/1/2024	8:10	44.0	47.0	46.9	45.7	48.7	41.7	44.7
2/1/2024	8:15	42.6	45.6		44.2	47.2	41.0	44.0
2/1/2024	8:20	43.6	46.6		45.7	48.7	42.0	45.0
2/1/2024	8:25	42.8	45.8		44.7	47.7	40.4	43.4
2/1/2024	8:30	43.7	46.7		46.1	49.1	41.6	44.6
2/1/2024	8:35	44.7	47.7		47.7	50.7	42.3	45.3
2/1/2024	8:40	45.4	48.4	47.9	47.5	50.5	42.8	45.8
2/1/2024	8:45	45.9	48.9		48.5	51.5	43.4	46.4
2/1/2024	8:50	43.3	46.3		46.5	49.5	40.6	43.6
2/1/2024	8:55	45.5	48.5		48.1	51.1	42.5	45.5
2/1/2024	9:00	42.2	45.2		44.3	47.3	40.0	43.0
2/1/2024	9:05	44.8	47.8		47.1	50.1	42.7	45.7
2/1/2024	9:10	45.1	48.1	47.2	47.6	50.6	42.1	45.1
2/1/2024	9:15	45.3	48.3		47.6	50.6	43.0	46.0
2/1/2024	9:20	43.4	46.4		46.3	49.3	40.7	43.7
2/1/2024	9:25	43.8	46.8		46.3	49.3	40.7	43.7
2/1/2024	9:30	45.0	48.0		47.8	50.8	42.3	45.3
2/1/2024	9:35	46.4	49.4		48.5	51.5	44.0	47.0
2/1/2024	9:40	45.5	48.5	48.9	47.6	50.6	42.9	45.9
2/1/2024	9:45	46.2	49.2		48.5	51.5	44.1	47.1
2/1/2024	9:50	45.1	48.1		47.8	50.8	43.0	46.0
2/1/2024	9:55	47.0	50.0		50.2	53.2	44.1	47.1
2/1/2024	10:00	47.2	50.2		49.7	52.7	44.9	47.9
2/1/2024	10:05	45.8	48.8		48.2	51.2	42.7	45.7
2/1/2024	10:10	46.9	49.9	49.6	49.4	52.4	44.7	47.7
2/1/2024	10:15	46.2	49.2		48.5	51.5	43.2	46.2
2/1/2024	10:20	46.2	49.2		48.7	51.7	43.0	46.0
2/1/2024	10:25	47.0	50.0		49.8	52.8	44.2	47.2
2/1/2024	10:30	44.7	47.7		47.5	50.5	41.6	44.6
2/1/2024	10:35	45.5	48.5	48.2	47.9	50.9	42.8	45.8
2/1/2024	10:40	44.6	47.6		47.8	50.8	42.5	45.5
2/1/2024	10:45	46.8	49.8		48.9	51.9	44.7	47.7
2/1/2024	10:50	44.8	47.8		47.4	50.4	42.6	45.6
2/1/2024	10:55	44.4	47.4		47.0	50.0	42.2	45.2
2/1/2024	11:00	44.7	47.7		47.3	50.3	41.8	44.8
2/1/2024	11:05	45.1	48.1		48.7	51.7	41.4	44.4
2/1/2024	11:10	47.6	50.6	49.1	51.3	54.3	45.0	48.0
2/1/2024	11:15	46.4	49.4		50.1	53.1	43.5	46.5
2/1/2024	11:20	44.4	47.4		47.3	50.3	41.6	44.6
2/1/2024	11:25	47.4	50.4		50.9	53.9	44.4	47.4
2/1/2024	11:30	44.9	47.9		47.6	50.6	42.0	45.0
2/1/2024	11:35	47.4	50.4		51.1	54.1	44.6	47.6
2/1/2024	11:40	47.0	50.0	49.3	49.5	52.5	43.3	46.3
2/1/2024	11:45	45.5	48.5		48.7	51.7	42.8	45.8
2/1/2024	11:50	44.2	47.2		46.9	49.9	40.5	43.5
2/1/2024	11:55	47.6	50.6		50.6	53.6	44.5	47.5
2/1/2024	12:00	46.9	49.9		50.8	53.8	43.6	46.6
2/1/2024	12:05	46.2	49.2		49.9	52.9	43.1	46.1
2/1/2024	12:10	45.3	48.3	48.9	48.5	51.5	41.9	44.9
2/1/2024	12:15	44.7	47.7		48.5	51.5	41.4	44.4
2/1/2024	12:20	44.6	47.6		47.7	50.7	41.9	44.9
2/1/2024	12:25	47.0	50.0		50.9	53.9	44.1	47.1
2/1/2024	12:30	44.4	47.4		48.3	51.3	41.8	44.8
2/1/2024	12:35	46.2	49.2		49.6	52.6	43.2	46.2
2/1/2024	12:40	47.5	50.5	48.6	50.0	53.0	43.9	46.9
2/1/2024	12:45	44.4	47.4		46.9	49.9	40.5	43.5
2/1/2024	12:50	44.4	47.4		46.9	49.9	41.0	44.0
2/1/2024	12:55	45.7	48.7		49.4	52.4	42.7	45.7
2/1/2024	13:00	46.5	49.5		50.1	53.1	42.6	45.6
2/1/2024	13:05	44.4	47.4		48.2	51.2	41.2	44.2
2/1/2024	13:10	46.3	49.3	48.9	49.7	52.7	43.3	46.3
2/1/2024	13:15	45.2	48.2		48.9	51.9	42.5	45.5
2/1/2024	13:20	44.6	47.6		47.1	50.1	41.9	44.9
2/1/2024	13:25	47.6	50.6		50.4	53.4	44.7	47.7
2/1/2024	13:30	47.2	50.2		50.1	53.1	43.6	46.6
2/1/2024	13:35	47.0	50.0		49.7	52.7	44.1	47.1
2/1/2024	13:40	47.6	50.6	49.5	50.8	53.8	44.1	47.1
2/1/2024	13:45	44.8	47.8		47.6	50.6	41.2	44.2
2/1/2024	13:50	44.6	47.6		47.7	50.7	41.4	44.4
2/1/2024	13:55	46.8	49.8		50.0	53.0	44.0	47.0
2/1/2024	14:00	45.2	48.2		49.0	52.0	41.7	44.7
2/1/2024	14:05	45.3	48.3		48.8	51.8	41.8	44.8
2/1/2024	14:10	45.2	48.2	48.3	47.8	50.8	41.5	44.5
2/1/2024	14:15	44.4	47.4		47.8	50.8	41.9	44.9
2/1/2024	14:20	45.0	48.0		48.8	51.8	42.3	45.3
2/1/2024	14:25	46.3	49.3		49.4	52.4	42.8	45.8
2/1/2024	14:30	44.6	47.6		47.2	50.2	41.3	44.3
2/1/2024	14:35	44.7	47.7		47.3	50.3	41.2	44.2
2/1/2024	14:40	47.0	50.0	48.7	50.3	53.3	43.9	46.9
2/1/2024	14:45	44.3	47.3		47.0	50.0	40.4	43.4
2/1/2024	14:50	46.0	49.0		49.0	52.0	42.5	45.5
2/1/2024	14:55	46.7	49.7		49.6	52.6	43.0	46.0
2/1/2024	15:00	46.3	49.3		50.2	53.2	43.0	46.0
2/1/2024	15:05	45.6	48.6		49.0	52.0	42.3	45.3
2/1/2024	15:10	46.7	49.7	49.0	49.3	52.3	43.0	46.0
2/1/2024	15:15	45.7	48.7		48.4	51.4	42.2	45.2
2/1/2024	15:20	44.3	47.3		48.0	51.0	40.7	43.7
2/1/2024	15:25	46.8	49.8		50.2	53.2	43.9	46.9
2/1/2024	15:30	45.4	48.4		48.8	51.8	42.7	45.7
2/1/2024	15:35	46.2	49.2		49.1	52.1	43.6	46.6
2/1/2024	15:40	45.6	48.6	49.2	48.8	51.8	41.8	44.8
2/1/2024	15:45	47.2	50.2		49.8	52.8	43.6	46.6
2/1/2024	15:50	46.9	49.9		49.7	52.7	44.3	47.3
2/1/2024	15:55	45.6	48.6		49.1	52.1	42.7	45.7
2/1/2024	16:00	45.8	48.8		48.8	51.8	42.2	45.2
2/1/2024	16:05	47.5	50.5		51.4	54.4	44.5	47.5
2/1/2024	16:10	46.9	49.9	49.4	50.8	53.8	43.5	46.5
2/1/2024	16:15	46.7	49.7		50.7	53.7	43.5	46.5
2/1/2024	16:20	44.6	47.6		47.3	50.3	41.7	44.7
2/1/2024	16:25	46.2	49.2		50.3	53.3	42.6	45.6
2/1/2024	16:30	44.6	47.6		48.1	51.1	41.6	44.6
2/1/2024	16:35	45.9	48.9		49.6	52.6	42.6	45.6
2/1/2024	16:40	44.6	47.6	48.7	48.0	51.0	40.3	43.3
2/1/2024	16:45	45.5	48.5		49.7	52.7	42.1	45.1
2/1/2024	16:50	46.8	49.8		50.9	53.9	43.5	46.5
2/1/2024	16:55	46.5	49.5		50.6	53.6	42.7	45.7
2/1/2024	17:00	45.4	48.4		49.0	52.0	42.4	45.4
2/1/2024	17:05	47.7	50.7		50.5	53.5	45.0	48.0
2/1/2024	17:10	47.4	50.4	50.7	51.4	54.4	43.1	46.1
2/1/2024	17:15	48.7	51.7		51.7	54.7	45.8	48.8
2/1/2024	17:20	47.0	50.0		50.5	53.5	42.9	45.9
2/1/2024	17:25	49.1	52.1		52.2	55.2	45.5	48.5
2/1/2024	17:30	46.9	49.9		50.2	53.2	43.9	46.9
2/1/2024	17:35	46.9	49.9		49.7	52.7	44.1	47.1
2/1/2024	17:40	46.8	49.8	50.3	50.9	53.9	44.0	47.0
2/1/2024	17:45	49.0	52.0		52.6	55.6	45.3	48.3
2/1/2024	17:50	47.3	50.3		50.6	53.6	44.6	47.6
2/1/2024	17:55	46.3	49.3		49.0	52.0	43.6	46.6
2/1/2024	18:00	48.1	51.1		51.9	54.9	45.3	48.3
2/1/2024	18:05	47.1	50.1		49.9	52.9	44.4	47.4
2/1/2024	18:10	45.9	48.9	50.2	49.2	52.2	43.1	46.1
2/1/2024	18:15	45.2	48.2		48.8	51.8	41.2	44.2
2/1/2024	18:20	46.1	49.1		49.2	52.2	43.4	46.4
2/1/2024	18:25	49.5	52.5		52.5	55.5	45.8	48.8
2/1/2024	18:30	48.8	51.8		52.1	55.1	45.9	48.9
2/1/2024	18:35	48.9	51.9		49.4	52.4	41.6	44.6
2/1/2024	18:40	47.5	50.5	50.6	50.3	53.3	44.8	47.8
2/1/2024	18:45	49.3	52.3		52.3	55.3	46.5	49.5
2/1/2024	18:50	47.1	50.1		50.5	53.5	43.4	46.4
2/1/2024	18:55	46.1	49.1		48.9	51.9	42.8	45.8
			Mean	48

Station: TW_M3

Remark: *For Free Field measurement, +3 dB(A) was added to the measured results.

Date	Start Time	Leq (5mins)	Leq (5mins)*	Leq (30mins)	L10 (5mins)	L10 (5mins)*	L90 (5mins)	L90 (5mins)*
3/1/2024	7:00	40.3	43.3		41.4	44.4	38.9	41.9
3/1/2024	7:05	40.6	43.6		42.9	45.9	38.9	41.9
3/1/2024	7:10	44.1	47.1	45.3	46.0	49.0	42.5	45.5
3/1/2024	7:15	41.4	44.4		43.0	46.0	39.9	42.9
3/1/2024	7:20	43.3	46.3		44.8	47.8	41.3	44.3
3/1/2024	7:25	42.5	45.5		43.7	46.7	41.4	44.4
3/1/2024	7:30	42.2	45.2		44.4	47.4	40.0	43.0
3/1/2024	7:35	43.0	46.0		45.1	48.1	41.4	44.4
3/1/2024	7:40	41.3	44.3	46.2	44.0	47.0	38.5	41.5
3/1/2024	7:45	44.7	47.7		47.0	50.0	42.2	45.2
3/1/2024	7:50	44.0	47.0		46.1	49.1	42.2	45.2
3/1/2024	7:55	42.9	45.9		45.2	48.2	41.0	44.0
3/1/2024	8:00	45.5	48.5		48.2	51.2	43.4	46.4
3/1/2024	8:05	44.2	47.2		46.8	49.8	42.4	45.4
3/1/2024	8:10	44.0	47.0	46.9	46.2	49.2	42.3	45.3
3/1/2024	8:15	42.6	45.6		44.7	47.7	40.7	43.7
3/1/2024	8:20	43.6	46.6		45.3	48.3	41.7	44.7
3/1/2024	8:25	42.8	45.8		45.2	48.2	40.2	43.2
3/1/2024	8:30	43.7	46.7		45.4	48.4	41.1	44.1
3/1/2024	8:35	44.7	47.7		47.3	50.3	42.2	45.2
3/1/2024	8:40	45.4	48.4	47.9	48.2	51.2	42.4	45.4
3/1/2024	8:45	45.9	48.9		48.9	51.9	43.7	46.7
3/1/2024	8:50	43.3	46.3		45.5	48.5	41.1	44.1
3/1/2024	8:55	45.5	48.5		48.2	51.2	43.0	46.0
3/1/2024	9:00	42.2	45.2		45.3	48.3	39.6	42.6
3/1/2024	9:05	44.8	47.8		48.0	51.0	42.4	45.4
3/1/2024	9:10	45.1	48.1	47.2	47.2	50.2	43.0	46.0
3/1/2024	9:15	45.3	48.3		48.1	51.1	42.4	45.4
3/1/2024	9:20	43.4	46.4		46.3	49.3	40.8	43.8
3/1/2024	9:25	43.8	46.8		46.3	49.3	41.2	44.2
3/1/2024	9:30	45.0	48.0		47.8	50.8	42.9	45.9
3/1/2024	9:35	46.4	49.4		48.7	51.7	44.1	47.1
3/1/2024	9:40	45.5	48.5	48.9	48.0	51.0	43.0	46.0
3/1/2024	9:45	46.2	49.2		48.8	51.8	43.9	46.9
3/1/2024	9:50	45.1	48.1		47.2	50.2	42.1	45.1
3/1/2024	9:55	47.0	50.0		49.5	52.5	44.5	47.5
3/1/2024	10:00	47.2	50.2		50.1	53.1	44.6	47.6
3/1/2024	10:05	45.8	48.8		48.2	51.2	43.5	46.5
3/1/2024	10:10	46.9	49.9	49.6	49.0	52.0	44.6	47.6
3/1/2024	10:15	46.2	49.2		49.1	52.1	43.5	46.5
3/1/2024	10:20	46.2	49.2		48.6	51.6	43.7	46.7
3/1/2024	10:25	47.0	50.0		50.2	53.2	44.4	47.4
3/1/2024	10:30	44.7	47.7		47.4	50.4	42.4	45.4
3/1/2024	10:35	45.5	48.5		48.3	51.3	43.3	46.3
3/1/2024	10:40	44.6	47.6	48.2	47.8	50.8	41.8	44.8
3/1/2024	10:45	46.8	49.8		49.0	52.0	44.4	47.4
3/1/2024	10:50	44.8	47.8		47.7	50.7	42.5	45.5
3/1/2024	10:55	44.4	47.4		46.9	49.9	41.9	44.9
3/1/2024	11:00	44.7	47.7		47.2	50.2	41.5	44.5
3/1/2024	11:05	45.1	48.1		48.9	51.9	42.4	45.4
3/1/2024	11:10	47.6	50.6	49.1	51.0	54.0	44.8	47.8
3/1/2024	11:15	46.4	49.4		49.0	52.0	43.3	46.3
3/1/2024	11:20	44.4	47.4		47.8	50.8	40.8	43.8
3/1/2024	11:25	47.4	50.4		50.2	53.2	43.8	46.8
3/1/2024	11:30	44.9	47.9		48.5	51.5	41.8	44.8
3/1/2024	11:35	47.4	50.4		50.6	53.6	44.4	47.4
3/1/2024	11:40	47.0	50.0	49.3	50.9	53.9	44.5	47.5
3/1/2024	11:45	45.5	48.5		48.2	51.2	42.3	45.3
3/1/2024	11:50	44.2	47.2		48.0	51.0	40.6	43.6
3/1/2024	11:55	47.6	50.6		51.0	54.0	44.4	47.4
3/1/2024	12:00	46.9	49.9		50.4	53.4	43.7	46.7
3/1/2024	12:05	46.2	49.2		49.3	52.3	43.4	46.4
3/1/2024	12:10	45.3	48.3	48.9	47.8	50.8	42.7	45.7
3/1/2024	12:15	44.7	47.7		47.6	50.6	41.7	44.7
3/1/2024	12:20	44.6	47.6		48.4	51.4	41.4	44.4
3/1/2024	12:25	47.0	50.0		49.7	52.7	44.0	47.0
3/1/2024	12:30	44.4	47.4		47.8	50.8	41.9	44.9
3/1/2024	12:35	46.2	49.2		49.0	52.0	42.4	45.4
3/1/2024	12:40	47.5	50.5	48.6	50.1	53.1	44.2	47.2
3/1/2024	12:45	44.4	47.4		48.3	51.3	40.5	43.5
3/1/2024	12:50	44.4	47.4		47.0	50.0	41.8	44.8
3/1/2024	12:55	45.7	48.7		49.4	52.4	42.7	45.7
3/1/2024	13:00	46.5	49.5		49.2	52.2	43.6	46.6
3/1/2024	13:05	44.4	47.4		47.0	50.0	41.3	44.3
3/1/2024	13:10	46.3	49.3	48.9	49.7	52.7	43.0	46.0
3/1/2024	13:15	45.2	48.2		48.1	51.1	42.5	45.5
3/1/2024	13:20	44.6	47.6		48.5	51.5	42.0	45.0
3/1/2024	13:25	47.6	50.6		50.7	53.7	44.0	47.0
3/1/2024	13:30	47.2	50.2		50.6	53.6	43.4	46.4
3/1/2024	13:35	47.0	50.0		50.5	53.5	44.0	47.0
3/1/2024	13:40	47.6	50.6	49.5	50.9	53.9	43.7	46.7
3/1/2024	13:45	44.8	47.8		47.8	50.8	41.0	44.0
3/1/2024	13:50	44.6	47.6		48.0	51.0	41.4	44.4
3/1/2024	13:55	46.8	49.8		50.4	53.4	44.3	47.3
3/1/2024	14:00	45.2	48.2		47.8	50.8	42.2	45.2
3/1/2024	14:05	45.3	48.3		48.7	51.7	42.0	45.0
3/1/2024	14:10	45.2	48.2		49.0	52.0	41.9	44.9
3/1/2024	14:15	44.4	47.4		47.0	50.0	41.8	44.8
3/1/2024	14:20	45.0	48.0		47.7	50.7	41.7	44.7
			Mean	48.2				
			Maximum	49.6				
			Minimum	45.3				

Summary of Noise Monitoring Results during 07:00 - 19:00 at TW_M3	
	Leq (30mins)
Mean	48.4
Maximum	52.3
Minimum	42.2

Note:

1. The Leq (5mins) values within the time slots that do not have six consecutive Leq (5mins) values are not included in calculation of Leq (30mins).
2. Short periods of data gaps in tables are due to suspension of monitoring during replacement of batteries for the sound level meter.

Appendix 3-14 Baseline Noise Monitoring Data – 19:00 - 23:00 at TW_M3

Station: TW_M3

Remark: *For Free Field measurement, +3 dB(A) was added to the measured results.

Date	Start Time	Leq (5mins)	Leq (5mins)*	Leq (15mins)	Leq (30mins)	L10 (5mins)	L10 (5mins)*	L90 (5mins)	L90 (5mins)*
20/12/2023	19:04	48.5	51.5			51.3	54.3	45.0	48.0
20/12/2023	19:09	47.6	50.6	50.8		50.3	53.3	44.1	47.1
20/12/2023	19:14	47.2	50.2		50.0	50.0	53.0	43.1	46.1
20/12/2023	19:19	44.5	47.5			48.0	51.0	40.9	43.9
20/12/2023	19:24	47.7	50.7	49.0		50.7	53.7	45.4	48.4
20/12/2023	19:29	45.1	48.1			48.2	51.2	41.2	44.2
20/12/2023	19:34	44.5	47.5			47.7	50.7	41.7	44.7
20/12/2023	19:39	45.3	48.3	47.6		49.3	52.3	42.3	45.3
20/12/2023	19:44	43.8	46.8		47.4	47.2	50.2	39.8	42.8
20/12/2023	19:49	44.8	47.8			48.1	51.1	41.1	44.1
20/12/2023	19:54	43.6	46.6	47.1		46.0	49.0	40.2	43.2
20/12/2023	19:59	43.9	46.9			46.4	49.4	39.8	42.8
20/12/2023	20:04	45.3	48.3			49.3	52.3	42.2	45.2
20/12/2023	20:09	41.2	44.2	46.4		44.0	47.0	38.4	41.4
20/12/2023	20:14	42.6	45.6		46.0	45.4	48.4	40.3	43.3
20/12/2023	20:19	42.4	45.4			46.3	49.3	39.3	42.3
20/12/2023	20:24	43.0	46.0	45.5		45.6	48.6	39.7	42.7
20/12/2023	20:29	42.1	45.1			46.0	49.0	38.0	41.0
20/12/2023	20:34	42.7	45.7			45.1	48.1	38.6	41.6
20/12/2023	20:39	40.6	43.6	44.9		43.2	46.2	37.0	40.0
20/12/2023	20:44	42.2	45.2		44.6	44.2	47.2	39.0	42.0
20/12/2023	20:49	41.0	44.0			44.3	47.3	38.3	41.3
20/12/2023	20:54	41.6	44.6	44.2		44.0	47.0	39.7	42.7
20/12/2023	20:59	41.1	44.1			43.3	46.3	38.5	41.5
20/12/2023	21:04	43.4	46.4			45.3	48.3	41.1	44.1
20/12/2023	21:09	42.8	45.8	45.8		46.2	49.2	40.7	43.7
20/12/2023	21:14	42.1	45.1		45.1	44.9	47.9	39.5	42.5
20/12/2023	21:19	40.9	43.9			43.3	46.3	38.9	41.9
20/12/2023	21:24	41.2	44.2	44.3		44.0	47.0	38.8	41.8
20/12/2023	21:29	41.7	44.7			43.9	46.9	38.5	41.5
20/12/2023	21:34	42.8	45.8			45.9	48.9	39.9	42.9
20/12/2023	21:39	43.4	46.4	45.8		45.7	48.7	40.0	43.0
20/12/2023	21:44	42.0	45.0		45.2	44.9	47.9	39.9	42.9
20/12/2023	21:49	42.1	45.1			44.0	47.0	39.9	42.9
20/12/2023	21:54	40.7	43.7	44.6		43.5	46.5	37.3	40.3
20/12/2023	21:59	41.8	44.8			44.5	47.5	38.8	41.8
20/12/2023	22:04	40.6	43.6			43.2	46.2	37.5	40.5
20/12/2023	22:09	40.9	43.9	43.5		43.3	46.3	37.8	40.8
20/12/2023	22:14	39.8	42.8		43.3	42.8	45.8	36.7	39.7
20/12/2023	22:19	39.9	42.9			42.6	45.6	37.1	40.1
20/12/2023	22:24	41.1	44.1	43.1		43.8	46.8	38.9	41.9
20/12/2023	22:29	39.2	42.2			42.3	45.3	36.0	39.0
20/12/2023	22:34	39.3	42.3			41.2	44.2	36.1	39.1
20/12/2023	22:39	39.2	42.2	43.1		42.2	45.2	36.7	39.7
20/12/2023	22:44	41.4	44.4		43.3	44.6	47.6	38.6	41.6
20/12/2023	22:49	40.8	43.8			44.0	47.0	37.4	40.4
20/12/2023	22:54	40.8	43.8	43.5		42.2	45.2	38.1	41.1
20/12/2023	22:59	40.0	43.0			41.7	44.7	38.4	41.4
			Mean	45.6	45.6				
			Maximum	50.8	50.0				
			Minimum	43.1	43.3				

Date	Start Time	Leq (5mins)	Leq (5mins)*	Leq (15mins)	Leq (30mins)	L10 (5mins)	L10 (5mins)*	L90 (5mins)	L90 (5mins)*
21/12/2023	19:04	47.9	50.9			52.0	55.0	44.0	47.0
21/12/2023	19:09	46.5	49.5	49.7		49.2	52.2	43.4	46.4
21/12/2023	19:14	45.4	48.4		49.5	48.1	51.1	41.1	44.1
21/12/2023	19:19	46.3	49.3			50.0	53.0	42.5	45.5
21/12/2023	19:24	47.0	50.0	49.4		50.8	53.8	44.0	47.0
21/12/2023	19:29	45.7	48.7			49.0	52.0	43.0	46.0
21/12/2023	19:34	45.5	48.5			49.2	52.2	43.1	46.1
21/12/2023	19:39	45.6	48.6	47.8		48.7	51.7	42.5	45.5
21/12/2023	19:44	42.9	45.9		47.8	46.5	49.5	39.9	42.9
21/12/2023	19:49	44.9	47.9			48.9	51.9	41.3	44.3
21/12/2023	19:54	43.6	46.6	47.7		45.9	48.9	41.0	44.0
21/12/2023	19:59	45.5	48.5			47.9	50.9	42.8	45.8
21/12/2023	20:04	44.9	47.9			47.9	50.9	42.6	45.6
21/12/2023	20:09	40.8	43.8	46.2		43.2	46.2	38.2	41.2
21/12/2023	20:14	43.0	46.0		45.8	46.3	49.3	40.7	43.7
21/12/2023	20:19	42.4	45.4			45.4	48.4	38.8	41.8
21/12/2023	20:24	43.2	46.2	45.4		46.3	49.3	40.9	43.9
21/12/2023	20:29	41.6	44.6			45.0	48.0	38.7	41.7
21/12/2023	20:34	40.8	43.8			43.9	46.9	37.5	40.5
21/12/2023	20:39	40.8	43.8	44.3		43.9	46.9	37.9	40.9
21/12/2023	20:44	42.1	45.1		44.7	45.5	48.5	39.1	42.1
21/12/2023	20:49	41.7	44.7			44.9	47.9	39.8	42.8
21/12/2023	20:54	42.2	45.2	45.0		45.5	48.5	40.3	43.3
21/12/2023	20:59	42.1	45.1			44.1	47.1	40.2	43.2
21/12/2023	21:04	43.7	46.7			46.6	49.6	41.7	44.7
21/12/2023	21:09	40.8	43.8	44.9		43.2	46.2	38.7	41.7
21/12/2023	21:14	40.4	43.4		44.7	42.6	45.6	37.3	40.3
21/12/2023	21:19	41.2	44.2			43.5	46.5	39.0	42.0
21/12/2023	21:24	42.4	45.4	44.6		44.4	47.4	39.7	42.7
21/12/2023	21:29	41.0	44.0			43.2	46.2	38.7	41.7
21/12/2023	21:34	40.7	43.7			43.2	46.2	37.4	40.4
21/12/2023	21:39	41.3	44.3	44.1		43.4	46.4	39.4	42.4
21/12/2023	21:44	41.4	44.4		44.1	44.0	47.0	38.9	41.9
21/12/2023	21:49	40.4	43.4			42.4	45.4	37.5	40.5
21/12/2023	21:54	40.6	43.6	44.0		42.8	45.8	37.7	40.7
21/12/2023	21:59	41.8	44.8			43.8	46.8	38.4	41.4
21/12/2023	22:04	38.7	41.7			41.9	44.9	36.4	39.4
21/12/2023	22:09	39.7	42.7	42.0		42.1	45.1	37.2	40.2
21/12/2023	22:14	38.6	41.6		42.9	40.7	43.7	36.5	39.5
21/12/2023	22:19	41.4	44.4			44.3	47.3	38.3	41.3
21/12/2023	22:24	38.8	41.8	43.7		41.1	44.1	35.7	38.7
21/12/2023	22:29	41.3	44.3			44.5	47.5	38.1	41.1
21/12/2023	22:34	38.5	41.5			41.1	44.1	36.4	39.4
21/12/2023	22:39	40.0	43.0	42.3		43.4	46.4	37.6	40.6
21/12/2023	22:44	39.4	42.4		42.7	41.7	44.7	37.1	40.1
21/12/2023	22:49	39.8	42.8			42.3	45.3	36.6	39.6
21/12/2023	22:54	41.3	44.3	43.0		42.8	45.8	39.5	42.5
21/12/2023	22:59	38.5	41.5			41.1	44.1	35.8	38.8
			Mean	45.3	45.3				
			Maximum	49.7	49.5				
			Minimum	42.0	42.7				

Station: TW_M3

Remark: *For Free Field measurement, +3 dB(A) was added to the measured results.

Date	Start Time	Leq (5mins)	Leq (5mins)*	Leq (15mins)	Leq (30mins)	L10 (5mins)	L10 (5mins)*	L90 (5mins)	L90 (5mins)*
22/12/2023	19:03	49.6	52.6			49.9	52.9	44.3	47.3
22/12/2023	19:08	47.6	50.6	51.1		50.8	53.8	43.1	46.1
22/12/2023	19:13	46.6	49.6		50.3	50.5	53.5	43.9	46.9
22/12/2023	19:18	47.1	50.1			50.6	53.6	43.1	46.1
22/12/2023	19:23	46.2	49.2	49.4		47.8	50.8	40.9	43.9
22/12/2023	19:28	45.7	48.7			49.9	52.9	43.3	46.3
22/12/2023	19:33	43.5	46.5			48.4	51.4	42.5	45.5
22/12/2023	19:38	44.1	47.1	47.1		48.1	51.1	43.0	46.0
22/12/2023	19:43	44.7	47.7		47.0	46.1	49.1	39.9	42.9
22/12/2023	19:48	42.9	45.9			48.5	51.5	41.3	44.3
22/12/2023	19:53	43.2	46.2	46.8		48.2	51.2	41.1	44.1
22/12/2023	19:58	45.1	48.1			48.1	51.1	43.0	46.0
22/12/2023	20:03	44.7	47.7			46.7	49.7	39.7	42.7
22/12/2023	20:08	40.7	43.7	46.1		46.6	49.6	39.7	42.7
22/12/2023	20:13	43.0	46.0		45.5	43.4	46.4	36.4	39.4
22/12/2023	20:18	40.2	43.2			45.5	48.5	39.1	42.1
22/12/2023	20:23	43.0	46.0	44.7		46.5	49.5	41.3	44.3
22/12/2023	20:28	41.6	44.6			45.9	48.9	38.7	41.7
22/12/2023	20:33	42.2	45.2			44.4	47.4	36.7	39.7
22/12/2023	20:38	43.5	46.5	45.5		43.9	46.9	37.4	40.4
22/12/2023	20:43	41.6	44.6		45.4	42.7	45.7	38.1	41.1
22/12/2023	20:48	42.5	45.5			44.2	47.2	39.2	42.2
22/12/2023	20:53	43.4	46.4	45.2		47.0	50.0	40.3	43.3
22/12/2023	20:58	40.2	43.2			46.0	49.0	38.9	41.9
22/12/2023	21:03	43.4	46.4			45.7	48.7	39.9	42.9
22/12/2023	21:08	43.6	46.6	46.2		44.0	47.0	39.7	42.7
22/12/2023	21:13	42.6	45.6		46.0	42.9	45.9	38.7	41.7
22/12/2023	21:18	42.9	45.9			44.4	47.4	40.2	43.2
22/12/2023	21:23	42.3	45.3	45.7		45.9	48.9	41.4	44.4
22/12/2023	21:28	42.8	45.8			43.6	46.6	39.1	42.1
22/12/2023	21:33	41.5	44.5			42.6	45.6	38.5	41.5
22/12/2023	21:38	40.6	43.6	45.0		45.1	48.1	39.7	42.7
22/12/2023	21:43	43.5	46.5		44.9	45.9	48.9	39.7	42.7
22/12/2023	21:48	41.8	44.8			45.6	48.6	39.9	42.9
22/12/2023	21:53	40.4	43.4	44.7		44.6	47.6	38.9	41.9
22/12/2023	21:58	42.5	45.5			44.2	47.2	39.2	42.2
22/12/2023	22:03	39.4	42.4			42.4	45.4	37.2	40.2
22/12/2023	22:08	40.1	43.1	42.4		41.7	44.7	37.8	40.8
22/12/2023	22:13	38.4	41.4		42.7	42.9	45.9	36.5	39.5
22/12/2023	22:18	40.0	43.0			40.8	43.8	35.7	38.7
22/12/2023	22:23	39.2	42.2	43.0		40.9	43.9	36.4	39.4
22/12/2023	22:28	40.6	43.6			41.3	44.3	35.9	38.9
22/12/2023	22:33	40.3	43.3			43.1	46.1	37.5	40.5
22/12/2023	22:38	41.0	44.0	43.4		42.4	45.4	35.6	38.6
22/12/2023	22:43	39.8	42.8		43.2	42.8	45.8	38.4	41.4
22/12/2023	22:48	40.1	43.1			43.1	46.1	38.5	41.5
22/12/2023	22:53	40.6	43.6	43.1		43.0	46.0	38.2	41.2
22/12/2023	22:58	39.4	42.4			41.5	44.5	36.5	39.5
			Mean	45.6	45.6				
			Maximum	51.1	50.3				
			Minimum	42.4	42.7				

Date	Start Time	Leq (5mins)	Leq (5mins)*	Leq (15mins)	Leq (30mins)	L10 (5mins)	L10 (5mins)*	L90 (5mins)	L90 (5mins)*
23/12/2023	19:03	45.4	48.4			51.9	54.9	45.3	48.3
23/12/2023	19:08	45.4	48.4	49.2		51.5	54.5	43.8	46.8
23/12/2023	19:13	47.4	50.4		49.0	50.8	53.8	43.7	46.7
23/12/2023	19:18	47.1	50.1			48.6	51.6	41.0	44.0
23/12/2023	19:23	44.5	47.5	48.8		48.0	51.0	42.8	45.8
23/12/2023	19:28	45.3	48.3			50.1	53.1	43.7	46.7
23/12/2023	19:33	47.3	50.3			50.1	53.1	43.8	46.8
23/12/2023	19:38	42.2	45.2	47.7		47.0	50.0	41.6	44.6
23/12/2023	19:43	42.6	45.6		47.1	47.6	50.6	40.6	43.6
23/12/2023	19:48	42.5	45.5			47.1	50.1	39.5	42.5
23/12/2023	19:53	44.8	47.8	46.4		48.1	51.1	40.8	43.8
23/12/2023	19:58	42.5	45.5			44.5	47.5	39.3	42.3
23/12/2023	20:03	43.9	46.9			47.1	50.1	41.9	44.9
23/12/2023	20:08	43.1	46.1	45.8		48.8	51.8	41.1	44.1
23/12/2023	20:13	41.0	44.0		45.6	46.0	49.0	39.4	42.4
23/12/2023	20:18	43.3	46.3			43.9	46.9	38.8	41.8
23/12/2023	20:23	41.3	44.3	45.4		44.7	47.7	37.2	40.2
23/12/2023	20:28	42.5	45.5			45.4	48.4	39.9	42.9
23/12/2023	20:33	42.9	45.9			45.9	48.9	39.5	42.5
23/12/2023	20:38	42.0	45.0	45.1		44.1	47.1	37.8	40.8
23/12/2023	20:43	41.2	44.2		45.6	43.7	46.7	37.4	40.4
23/12/2023	20:48	43.2	46.2			45.3	48.3	41.5	44.5
23/12/2023	20:53	42.9	45.9	46.1		44.9	47.9	39.6	42.6
23/12/2023	20:58	43.2	46.2			46.3	49.3	41.5	44.5
23/12/2023	21:03	43.6	46.6			45.5	48.5	37.7	40.7
23/12/2023	21:08	43.2	46.2	45.6		44.1	47.1	38.7	41.7
23/12/2023	21:13	40.2	43.2		45.3	42.7	45.7	37.5	40.5
23/12/2023	21:18	42.2	45.2			43.6	46.6	39.4	42.4
23/12/2023	21:23	41.1	44.1	45.0		46.3	49.3	39.7	42.7
23/12/2023	21:28	42.5	45.5			43.7	46.7	38.1	41.1
23/12/2023	21:33	42.2	45.2			44.7	47.7	40.4	43.4
23/12/2023	21:38	41.4	44.4	45.2		44.5	47.5	39.3	42.3
23/12/2023	21:43	42.8	45.8		45.1	44.2	47.2	39.0	42.0
23/12/2023	21:48	43.0	46.0			44.7	47.7	40.7	43.7
23/12/2023	21:53	41.4	44.4	45.0		45.9	48.9	40.5	43.5
23/12/2023	21:58	41.5	44.5			43.6	46.6	38.3	41.3
23/12/2023	22:03	41.7	44.7			45.4	48.4	40.0	43.0
23/12/2023	22:08	38.3	41.3	43.0		40.6	43.6	35.9	38.9
23/12/2023	22:13	39.4	42.4		42.7	43.2	46.2	38.2	41.2
23/12/2023	22:18	39.1	42.1			41.5	44.5	35.0	38.0
23/12/2023	22:23	40.5	43.5	42.4		44.6	47.6	38.5	41.5
23/12/2023	22:28	38.4	41.4			41.2	44.2	35.6	38.6
23/12/2023	22:33	39.1	42.1			41.0	44.0	36.6	39.6
23/12/2023	22:38	38.7	41.7	42.2		42.3	45.3	37.5	40.5
23/12/2023	22:43	39.8	42.8		42.4	42.2	45.2	35.7	38.7
23/12/2023	22:48	39.8	42.8			44.6	47.6	38.9	41.9
23/12/2023	22:53	39.5	42.5	42.5		44.2	47.2	38.1	41.1
23/12/2023	22:58	39.3	42.3			40.2	43.2	36.6	39.6
			Mean	45.3	45.4				
			Maximum	49.2	49.0				
			Minimum	42.2	42.4				

Station: TW_M3

Remark: *For Free Field measurement, +3 dB(A) was added to the measured results.

Date	Start Time	Leq (5mins)	Leq (5mins)*	Leq (15mins)	Leq (30mins)	L10 (5mins)	L10 (5mins)*	L90 (5mins)	L90 (5mins)*
24/12/2023	19:03	49.3	52.3			50.2	53.2	44.9	47.9
24/12/2023	19:08	45.4	48.4	50.9		49.1	52.1	43.9	46.9
24/12/2023	19:13	48.1	51.1		49.9	49.8	52.8	46.5	49.5
24/12/2023	19:18	45.4	48.4			52.5	55.5	42.0	45.0
24/12/2023	19:23	45.1	48.1	48.6		47.9	50.9	42.8	45.8
24/12/2023	19:28	46.2	49.2			52.9	55.9	44.0	47.0
24/12/2023	19:33	44.7	47.7			49.8	52.8	42.7	45.7
24/12/2023	19:38	46.0	49.0	47.7		48.9	51.9	44.5	47.5
24/12/2023	19:43	42.8	45.8		47.6	51.1	54.1	40.9	43.9
24/12/2023	19:48	45.0	48.0			53.2	56.2	39.1	42.1
24/12/2023	19:53	45.1	48.1	47.5		51.1	54.1	42.1	45.1
24/12/2023	19:58	43.0	46.0			50.6	53.6	41.7	44.7
24/12/2023	20:03	43.8	46.8			51.4	54.4	41.5	44.5
24/12/2023	20:08	44.2	47.2	47.2		51.3	54.3	41.2	44.2
24/12/2023	20:13	44.5	47.5		46.0	52.6	55.6	41.8	44.8
24/12/2023	20:18	41.0	44.0			53.1	56.1	40.4	43.4
24/12/2023	20:23	41.9	44.9	44.5		53.3	56.3	39.6	42.6
24/12/2023	20:28	41.6	44.6			50.3	53.3	39.1	42.1
24/12/2023	20:33	41.6	44.6			48.5	51.5	38.1	41.1
24/12/2023	20:38	40.7	43.7	44.9		52.8	55.8	37.9	40.9
24/12/2023	20:43	43.0	46.0		45.4	52.5	55.5	36.7	39.7
24/12/2023	20:48	43.0	46.0			51.8	54.8	36.8	39.8
24/12/2023	20:53	42.0	45.0	45.9		51.1	54.1	40.1	43.1
24/12/2023	20:58	43.6	46.6			49.9	52.9	39.1	42.1
24/12/2023	21:03	41.6	44.6			48.7	51.7	37.5	40.5
24/12/2023	21:08	40.9	43.9	44.0		50.5	53.5	38.8	41.8
24/12/2023	21:13	40.4	43.4		45.0	49.8	52.8	37.7	40.7
24/12/2023	21:18	43.0	46.0			47.6	50.6	37.1	40.1
24/12/2023	21:23	43.4	46.4	45.8		48.8	51.8	39.9	42.9
24/12/2023	21:28	41.7	44.7			48.7	51.7	40.0	43.0
24/12/2023	21:33	42.4	45.4			49.4	52.4	39.2	42.2
24/12/2023	21:38	41.9	44.9	45.0		46.3	49.3	40.2	43.2
24/12/2023	21:43	41.8	44.8		45.8	46.4	49.4	41.4	44.4
24/12/2023	21:48	43.4	46.4			45.1	48.1	38.8	41.8
24/12/2023	21:53	43.6	46.6	46.4		48.4	51.4	39.8	42.8
24/12/2023	21:58	43.1	46.1			46.7	49.7	36.9	39.9
24/12/2023	22:03	43.6	46.6			45.8	48.8	40.4	43.4
24/12/2023	22:08	42.1	45.1	45.0		44.6	47.6	40.3	43.3
24/12/2023	22:13	39.1	42.1		44.1	44.4	47.4	37.3	40.3
24/12/2023	22:18	38.4	41.4			46.0	49.0	36.8	39.8
24/12/2023	22:23	40.5	43.5	43.1		44.3	47.3	37.0	40.0
24/12/2023	22:28	41.0	44.0			45.9	48.9	37.6	40.6
24/12/2023	22:33	39.4	42.4			46.6	49.6	37.8	40.8
24/12/2023	22:38	39.8	42.8	42.9		46.9	49.9	38.5	41.5
24/12/2023	22:43	40.4	43.4		42.9	45.6	48.6	36.0	39.0
24/12/2023	22:48	39.6	42.6			45.3	48.3	34.9	37.9
24/12/2023	22:53	40.0	43.0	42.9		44.3	47.3	38.0	41.0
24/12/2023	22:58	40.2	43.2			44.1	47.1	38.5	41.5
			Mean	45.8	45.8				
			Maximum	50.9	49.9				
			Minimum	42.9	42.9				

Date	Start Time	Leq (5mins)	Leq (5mins)*	Leq (15mins)	Leq (30mins)	L10 (5mins)	L10 (5mins)*	L90 (5mins)	L90 (5mins)*
25/12/2023	19:01	47.9	50.9			50.2	53.2	43.0	46.0
25/12/2023	19:06	45.5	48.5	50.6		49.1	52.1	42.6	45.6
25/12/2023	19:11	48.8	51.8		50.2	49.8	52.8	43.5	46.5
25/12/2023	19:16	48.2	51.2			52.5	55.5	44.6	47.6
25/12/2023	19:21	45.2	48.2	49.7		47.9	50.9	41.3	44.3
25/12/2023	19:26	46.3	49.3			52.9	55.9	44.6	47.6
25/12/2023	19:31	48.8	51.8			49.8	52.8	43.2	46.2
25/12/2023	19:36	45.8	48.8	51.3		48.9	51.9	42.0	45.0
25/12/2023	19:41	49.5	52.5		51.3	51.1	54.1	42.0	45.0
25/12/2023	19:46	48.9	51.9			53.2	56.2	45.2	48.2
25/12/2023	19:51	46.0	49.0	51.3		51.1	54.1	44.8	47.8
25/12/2023	19:56	49.3	52.3			50.6	53.6	44.9	47.9
25/12/2023	20:01	48.8	51.8			51.4	54.4	44.2	47.2
25/12/2023	20:06	49.4	52.4	51.7		51.3	54.3	43.6	46.6
25/12/2023	20:11	47.8	50.8		51.5	52.6	55.6	45.3	48.3
25/12/2023	20:16	46.4	49.4			53.1	56.1	46.3	49.3
25/12/2023	20:21	48.0	51.0	51.2		53.3	56.3	46.4	49.4
25/12/2023	20:26	49.6	52.6			50.3	53.3	43.8	46.8
25/12/2023	20:31	46.1	49.1			48.5	51.5	41.7	44.7
25/12/2023	20:36	48.6	51.6	50.6		52.8	55.8	45.1	48.1
25/12/2023	20:41	47.7	50.7		49.7	52.5	55.5	44.1	47.1
25/12/2023	20:46	46.0	49.0			51.8	54.8	44.7	47.7
25/12/2023	20:51	45.2	48.2	48.5		51.1	54.1	43.4	46.4
25/12/2023	20:56	45.4	48.4			49.9	52.9	42.3	45.3
25/12/2023	21:01	48.3	51.3			48.7	51.7	42.1	45.1
25/12/2023	21:06	47.5	50.5	50.2		50.5	53.5	44.7	47.7
25/12/2023	21:11	45.4	48.4		49.2	49.8	52.8	42.2	45.2
25/12/2023	21:16	45.0	48.0			47.6	50.6	41.6	44.6
25/12/2023	21:21	44.4	47.4	47.7		48.8	51.8	41.6	44.6
25/12/2023	21:26	44.8	47.8			48.7	51.7	43.5	46.5
25/12/2023	21:31	42.8	45.8			49.4	52.4	40.8	43.8
25/12/2023	21:36	44.9	47.9	47.6		46.3	49.3	40.2	43.2
25/12/2023	21:41	45.6	48.6		47.2	46.4	49.4	40.2	43.2
25/12/2023	21:46	44.7	47.7			45.1	48.1	39.4	42.4
25/12/2023	21:51	43.9	46.9	46.7		48.4	51.4	42.6	45.6
25/12/2023	21:56	42.3	45.3			46.7	49.7	39.8	42.8
25/12/2023	22:01	44.9	47.9			45.8	48.8	38.3	41.3
25/12/2023	22:06	41.7	44.7	46.1		44.6	47.6	39.9	42.9
25/12/2023	22:11	42.0	45.0		45.7	44.4	47.4	39.0	42.0
25/12/2023	22:16	42.0	45.0			46.0	49.0	40.1	43.1
25/12/2023	22:21	43.7	46.7	45.2		44.3	47.3	39.1	42.1
25/12/2023	22:26	40.2	43.2			45.9	48.9	38.5	41.5
25/12/2023	22:31	41.4	44.4			46.6	49.6	39.2	42.2
25/12/2023	22:36	40.2	43.2	44.9		46.9	49.9	39.7	42.7
25/12/2023	22:41	43.4	46.4		45.3	45.6	48.6	40.7	43.7
25/12/2023	22:46	43.5	46.5			45.3	48.3	39.6	42.6
25/12/2023	22:51	42.1	45.1	45.8		44.3	47.3	38.5	41.5
25/12/2023	22:56	42.6	45.6			44.1	47.1	39.5	42.5
			Mean	48.7	48.8				
			Maximum	51.7	51.5				
			Minimum	44.9	45.3				

Station: TW_M3

Remark: *For Free Field measurement, +3 dB(A) was added to the measured results.

Date	Start Time	Leq (5mins)	Leq (5mins)*	Leq (15mins)	Leq (30mins)	L10 (5mins)	L10 (5mins)*	L90 (5mins)	L90 (5mins)*
26/12/2023	19:01	48.9	51.9			49.4	52.4	42.2	45.2
26/12/2023	19:06	47.2	50.2	51.5		49.8	52.8	42.2	45.2
26/12/2023	19:11	49.1	52.1		50.8	52.1	55.1	45.0	48.0
26/12/2023	19:16	48.6	51.6			50.2	53.2	42.7	45.7
26/12/2023	19:21	45.6	48.6	50.1		50.9	53.9	43.9	46.9
26/12/2023	19:26	46.5	49.5			50.4	53.4	43.2	46.2
26/12/2023	19:31	46.8	49.8			52.3	55.3	45.6	48.6
26/12/2023	19:36	48.9	51.9	51.2		50.6	53.6	42.8	45.8
26/12/2023	19:41	48.7	51.7		51.6	50.6	53.6	43.8	46.8
26/12/2023	19:46	46.9	49.9			50.3	53.3	44.4	47.4
26/12/2023	19:51	49.6	52.6	51.9		51.1	54.1	44.0	47.0
26/12/2023	19:56	49.6	52.6			52.8	55.8	44.9	47.9
26/12/2023	20:01	46.1	49.1			49.0	52.0	42.0	45.0
26/12/2023	20:06	46.0	49.0	49.6		49.9	52.9	43.2	46.2
26/12/2023	20:11	47.5	50.5		50.9	48.7	51.7	42.6	45.6
26/12/2023	20:16	49.3	52.3			49.5	52.5	43.0	46.0
26/12/2023	20:21	49.1	52.1	52.0		52.6	55.6	41.1	44.1
26/12/2023	20:26	48.4	51.4			52.8	55.8	46.5	49.5
26/12/2023	20:31	47.2	50.2			53.6	56.6	46.0	49.0
26/12/2023	20:36	47.0	50.0	49.6		51.0	54.0	43.2	46.2
26/12/2023	20:41	45.2	48.2		50.7	51.7	54.7	44.0	47.0
26/12/2023	20:46	46.7	49.7			51.4	54.4	44.9	47.9
26/12/2023	20:51	48.7	51.7	51.5		52.8	55.8	45.5	48.5
26/12/2023	20:56	49.7	52.7			53.3	56.3	42.2	45.2
26/12/2023	21:01	46.1	49.1			47.8	50.8	41.1	44.1
26/12/2023	21:06	46.6	49.6	49.7		51.4	54.4	43.7	46.7
26/12/2023	21:11	47.2	50.2		48.9	48.3	51.3	42.8	45.8
26/12/2023	21:16	45.4	48.4			49.4	52.4	41.6	44.6
26/12/2023	21:21	44.5	47.5	48.0		51.2	54.2	43.5	46.5
26/12/2023	21:26	45.1	48.1			47.6	50.6	40.9	43.9
26/12/2023	21:31	44.1	47.1			46.0	49.0	39.1	42.1
26/12/2023	21:36	45.4	48.4	47.8		48.3	51.3	42.0	45.0
26/12/2023	21:41	44.9	47.9		47.1	45.9	48.9	39.1	42.1
26/12/2023	21:46	43.4	46.4			46.7	49.7	38.7	41.7
26/12/2023	21:51	43.3	46.3	46.1		47.1	50.1	41.3	44.3
26/12/2023	21:56	42.6	45.6			45.5	48.5	40.0	43.0
26/12/2023	22:01	43.2	46.2			46.3	49.3	40.2	43.2
26/12/2023	22:06	42.0	45.0	45.8		44.5	47.5	37.4	40.4
26/12/2023	22:11	43.0	46.0		45.6	45.3	48.3	39.4	42.4
26/12/2023	22:16	43.5	46.5			44.1	47.1	37.7	40.7
26/12/2023	22:21	42.3	45.3	45.4		44.8	47.8	39.0	42.0
26/12/2023	22:26	40.9	43.9			43.6	46.6	38.2	41.2
26/12/2023	22:31	40.7	43.7			45.5	48.5	40.1	43.1
26/12/2023	22:36	40.8	43.8	43.6		43.8	46.8	37.9	40.9
26/12/2023	22:41	40.2	43.2		43.8	44.0	47.0	38.2	41.2
26/12/2023	22:46	41.8	44.8			46.4	49.4	41.6	44.6
26/12/2023	22:51	40.9	43.9	44.0		44.0	47.0	38.0	41.0
26/12/2023	22:56	40.3	43.3			45.1	48.1	38.4	41.4
			Mean	48.6	48.7				
			Maximum	52.0	51.6				
			Minimum	43.6	43.8				

Date	Start Time	Leq (5mins)	Leq (5mins)*	Leq (15mins)	Leq (30mins)	L10 (5mins)	L10 (5mins)*	L90 (5mins)	L90 (5mins)*
27/12/2023	19:01	46.7	49.7			50.5	53.5	43.9	46.9
27/12/2023	19:06	45.9	48.9	49.4		49.2	52.2	42.6	45.6
27/12/2023	19:11	46.5	49.5		49.5	49.5	52.5	43.4	46.4
27/12/2023	19:16	47.1	50.1			51.3	54.3	43.6	46.6
27/12/2023	19:21	46.9	49.9	49.7		49.8	52.8	43.2	46.2
27/12/2023	19:26	45.9	48.9			49.2	52.2	42.6	45.6
27/12/2023	19:31	47.5	50.5			50.9	53.9	43.2	46.2
27/12/2023	19:36	49.0	52.0	51.8		51.9	54.9	45.0	48.0
27/12/2023	19:41	49.6	52.6		50.8	53.6	56.6	45.4	48.4
27/12/2023	19:46	45.6	48.6			48.9	51.9	42.9	45.9
27/12/2023	19:51	45.3	48.3	49.5		48.0	51.0	41.2	44.2
27/12/2023	19:56	48.1	51.1			51.8	54.8	45.4	48.4
27/12/2023	20:01	48.2	51.2			51.0	54.0	45.4	48.4
27/12/2023	20:06	49.4	52.4	51.5		53.0	56.0	46.0	49.0
27/12/2023	20:11	47.8	50.8		51.2	51.6	54.6	43.6	46.6
27/12/2023	20:16	48.0	51.0			50.7	53.7	44.9	47.9
27/12/2023	20:21	48.4	51.4	50.8		51.7	54.7	44.2	47.2
27/12/2023	20:26	46.7	49.7			49.6	52.6	43.4	46.4
27/12/2023	20:31	49.3	52.3			53.5	56.5	46.4	49.4
27/12/2023	20:36	47.9	50.9	51.4		51.5	54.5	44.6	47.6
27/12/2023	20:41	47.7	50.7		51.1	50.8	53.8	43.9	46.9
27/12/2023	20:46	48.6	51.6			51.9	54.9	45.0	48.0
27/12/2023	20:51	45.7	48.7	50.8		50.0	53.0	42.2	45.2
27/12/2023	20:56	48.6	51.6			51.9	54.9	44.7	47.7
27/12/2023	21:01	45.8	48.8			49.0	52.0	42.0	45.0
27/12/2023	21:06	45.6	48.6	49.3		48.6	51.6	42.6	45.6
27/12/2023	21:11	47.4	50.4		49.6	51.3	54.3	43.5	46.5
27/12/2023	21:16	47.1	50.1			50.1	53.1	43.5	46.5
27/12/2023	21:21	46.7	49.7	49.8		50.4	53.4	43.2	46.2
27/12/2023	21:26	46.6	49.6			49.2	52.2	43.9	46.9
27/12/2023	21:31	42.9	45.9			45.5	48.5	40.3	43.3
27/12/2023	21:36	44.0	47.0	46.5		47.7	50.7	41.5	44.5
27/12/2023	21:41	43.4	46.4		46.5	46.7	49.7	39.4	42.4
27/12/2023	21:46	45.1	48.1			48.3	51.3	42.0	45.0
27/12/2023	21:51	42.9	45.9	46.6		45.8	48.8	39.1	42.1
27/12/2023	21:56	42.2	45.2			45.0	48.0	39.1	42.1
27/12/2023	22:01	42.7	45.7			46.7	49.7	39.8	42.8
27/12/2023	22:06	42.9	45.9	45.6		46.6	49.6	39.9	42.9
27/12/2023	22:11	42.3	45.3		45.6	45.8	48.8	38.6	41.6
27/12/2023	22:16	42.6	45.6			45.6	48.6	39.5	42.5
27/12/2023	22:21	42.4	45.4	45.6		45.3	48.3	39.2	42.2
27/12/2023	22:26	42.9	45.9			45.3	48.3	40.4	43.4
27/12/2023	22:31	41.8	44.8			45.7	48.7	38.6	41.6
27/12/2023	22:36	40.2	43.2	44.0		44.1	47.1	37.4	40.4
27/12/2023	22:41	40.8	43.8		44.4	44.0	47.0	38.7	41.7
27/12/2023	22:46	42.3	45.3			45.6	48.6	39.5	42.5
27/12/2023	22:51	41.0	44.0	44.7		44.0	47.0	38.4	41.4
27/12/2023	22:56	41.7	44.7			44.7	47.7	38.6	41.6
			Mean	48.6	48.6				
			Maximum	51.8	51.2				
			Minimum	44.0	44.4				

Station: TW_M3

Remark: *For Free Field measurement, +3 dB(A) was added to the measured results.

Date	Start Time	Leq (5mins)	Leq (5mins)*	Leq (15mins)	Leq (30mins)	L10 (5mins)	L10 (5mins)*	L90 (5mins)	L90 (5mins)*
28/12/2023	19:01	49.0	52.0			52.8	55.8	45.1	48.1
28/12/2023	19:06	48.5	51.5	51.4		51.5	54.5	44.6	47.6
28/12/2023	19:11	47.7	50.7		50.8	50.4	53.4	43.7	46.7
28/12/2023	19:16	48.0	51.0			51.3	54.3	45.2	48.2
28/12/2023	19:21	46.6	49.6	50.1		50.9	53.9	43.1	46.1
28/12/2023	19:26	46.5	49.5			50.0	53.0	42.2	45.2
28/12/2023	19:31	49.1	52.1			51.9	54.9	44.8	47.8
28/12/2023	19:36	46.1	49.1	50.2		49.7	52.7	42.1	45.1
28/12/2023	19:41	45.3	48.3		49.6	49.3	52.3	41.0	44.0
28/12/2023	19:46	46.3	49.3			50.1	53.1	43.0	46.0
28/12/2023	19:51	45.2	48.2	49.1		48.9	51.9	42.1	45.1
28/12/2023	19:56	46.6	49.6			50.0	53.0	43.2	46.2
28/12/2023	20:01	45.5	48.5			49.7	52.7	41.4	44.4
28/12/2023	20:06	49.5	52.5	50.6		53.6	56.6	46.0	49.0
28/12/2023	20:11	46.8	49.8		50.1	50.5	53.5	42.8	45.8
28/12/2023	20:16	46.8	49.8			50.5	53.5	44.0	47.0
28/12/2023	20:21	47.2	50.2	49.5		51.4	54.4	44.4	47.4
28/12/2023	20:26	45.4	48.4			49.7	52.7	42.7	45.7
28/12/2023	20:31	45.3	48.3			48.7	51.7	42.0	45.0
28/12/2023	20:36	48.0	51.0	50.0		50.8	53.8	44.1	47.1
28/12/2023	20:41	47.4	50.4		50.8	51.5	54.5	44.7	47.7
28/12/2023	20:46	49.7	52.7			53.0	56.0	45.9	48.9
28/12/2023	20:51	48.6	51.6	51.4		52.7	55.7	45.7	48.7
28/12/2023	20:56	46.0	49.0			48.7	51.7	42.5	45.5
28/12/2023	21:01	44.6	47.6			47.3	50.3	40.9	43.9
28/12/2023	21:06	44.9	47.9	48.0		47.5	50.5	41.0	44.0
28/12/2023	21:11	45.4	48.4		47.7	49.4	52.4	41.4	44.4
28/12/2023	21:16	46.4	49.4			48.9	51.9	44.0	47.0
28/12/2023	21:21	42.6	45.6	47.4		45.3	48.3	39.8	42.8
28/12/2023	21:26	43.1	46.1			46.3	49.3	39.0	42.0
28/12/2023	21:31	42.4	45.4			46.2	49.2	39.5	42.5
28/12/2023	21:36	45.2	48.2	47.6		48.6	51.6	42.9	45.9
28/12/2023	21:41	45.6	48.6		46.9	49.6	52.6	42.1	45.1
28/12/2023	21:46	42.9	45.9			45.2	48.2	39.2	42.2
28/12/2023	21:51	43.4	46.4	46.0		47.2	50.2	40.0	43.0
28/12/2023	21:56	42.6	45.6			45.6	48.6	40.1	43.1
28/12/2023	22:01	40.3	43.3			43.5	46.5	37.9	40.9
28/12/2023	22:06	42.0	45.0	44.7		44.4	47.4	38.6	41.6
28/12/2023	22:11	42.6	45.6		44.4	46.6	49.6	38.6	41.6
28/12/2023	22:16	41.6	44.6			45.1	48.1	38.3	41.3
28/12/2023	22:21	40.7	43.7	44.0		43.6	46.6	37.7	40.7
28/12/2023	22:26	40.7	43.7			44.6	47.6	38.3	41.3
28/12/2023	22:31	41.2	44.2			43.4	46.4	38.0	41.0
28/12/2023	22:36	41.4	44.4	44.8		43.4	46.4	38.1	41.1
28/12/2023	22:41	42.6	45.6		45.3	44.9	47.9	39.7	42.7
28/12/2023	22:46	42.7	45.7			45.2	48.2	40.2	43.2
28/12/2023	22:51	42.4	45.4	45.9		45.4	48.4	39.5	42.5
28/12/2023	22:56	43.4	46.4			46.1	49.1	40.2	43.2
			Mean	48.2	48.2				
			Maximum	51.4	50.8				
			Minimum	44.0	44.4				

Date	Start Time	Leq (5mins)	Leq (5mins)*	Leq (15mins)	Leq (30mins)	L10 (5mins)	L10 (5mins)*	L90 (5mins)	L90 (5mins)*
29/12/2023	19:04	46.4	49.4			49.6	52.6	43.7	46.7
29/12/2023	19:09	48.8	51.8	50.3		53.1	56.1	44.9	47.9
29/12/2023	19:14	46.1	49.1		49.7	49.7	52.7	41.8	44.8
29/12/2023	19:19	46.0	49.0			49.6	52.6	43.1	46.1
29/12/2023	19:24	46.8	49.8	49.1		50.4	53.4	42.7	45.7
29/12/2023	19:29	45.4	48.4			49.4	52.4	41.1	44.1
29/12/2023	19:34	48.4	51.4			52.2	55.2	44.1	47.1
29/12/2023	19:39	49.4	52.4	52.0		52.8	55.8	45.3	48.3
29/12/2023	19:44	49.1	52.1		52.1	53.3	56.3	45.3	48.3
29/12/2023	19:49	48.9	51.9			52.2	55.2	45.4	48.4
29/12/2023	19:54	49.6	52.6	52.2		52.7	55.7	46.8	49.8
29/12/2023	19:59	49.0	52.0			52.6	55.6	45.8	48.8
29/12/2023	20:04	48.8	51.8			51.7	54.7	44.5	47.5
29/12/2023	20:09	45.7	48.7	50.2		49.8	52.8	42.5	45.5
29/12/2023	20:14	46.5	49.5		50.1	50.3	53.3	42.6	45.6
29/12/2023	20:19	46.8	49.8			51.1	54.1	43.1	46.1
29/12/2023	20:24	45.8	48.8	50.0		48.8	51.8	42.2	45.2
29/12/2023	20:29	48.0	51.0			52.3	55.3	45.0	48.0
29/12/2023	20:34	47.1	50.1			50.6	53.6	43.7	46.7
29/12/2023	20:39	45.9	48.9	50.3		48.9	51.9	42.3	45.3
29/12/2023	20:44	48.4	51.4		50.3	52.6	55.6	44.9	47.9
29/12/2023	20:49	49.6	52.6			53.7	56.7	46.3	49.3
29/12/2023	20:54	45.3	48.3	50.3		48.8	51.8	41.5	44.5
29/12/2023	20:59	45.5	48.5			48.4	51.4	42.6	45.6
29/12/2023	21:04	46.2	49.2			50.0	53.0	42.1	45.1
29/12/2023	21:09	45.4	48.4	48.5		48.8	51.8	42.0	45.0
29/12/2023	21:14	44.8	47.8		47.5	48.7	51.7	42.1	45.1
29/12/2023	21:19	42.3	45.3			44.9	47.9	38.6	41.6
29/12/2023	21:24	44.0	47.0	46.3		46.6	49.6	39.9	42.9
29/12/2023	21:29	43.3	46.3			47.3	50.3	40.2	43.2
29/12/2023	21:34	42.5	45.5			45.1	48.1	40.1	43.1
29/12/2023	21:39	43.1	46.1	46.6		46.0	49.0	39.9	42.9
29/12/2023	21:44	44.9	47.9		45.9	47.2	50.2	41.9	44.9
29/12/2023	21:49	43.3	46.3			47.1	50.1	39.8	42.8
29/12/2023	21:54	41.0	44.0	45.0		44.7	47.7	38.4	41.4
29/12/2023	21:59	41.2	44.2			45.3	48.3	37.3	40.3
29/12/2023	22:04	41.5	44.5			45.6	48.6	37.4	40.4
29/12/2023	22:09	40.7	43.7	44.7		43.1	46.1	36.8	39.8
29/12/2023	22:14	42.6	45.6		44.9	45.3	48.3	39.7	42.7
29/12/2023	22:19	41.7	44.7			44.2	47.2	37.8	40.8
29/12/2023	22:24	42.9	45.9	45.2		45.8	48.8	39.6	42.6
29/12/2023	22:29	41.8	44.8			43.8	46.8	38.4	41.4
29/12/2023	22:34	43.1	46.1			46.3	49.3	40.3	43.3
29/12/2023	22:39	41.6	44.6	45.7		44.1	47.1	38.5	41.5
29/12/2023	22:44	43.3	46.3		45.7	45.9	48.9	40.6	43.6
29/12/2023	22:49	43.1	46.1			45.1	48.1	40.6	43.6
29/12/2023	22:54	41.6	44.6	45.8		44.5	47.5	38.4	41.4
29/12/2023	22:59	43.4	46.4			46.1	49.1	41.1	44.1
			Mean	48.2	48.3				
			Maximum	52.2	52.1				
			Minimum	44.7	44.9				

Station: TW_M3

Remark: *For Free Field measurement, +3 dB(A) was added to the measured results.

Date	Start Time	Leq (5mins)	Leq (5mins)*	Leq (15mins)	Leq (30mins)	L10 (5mins)	L10 (5mins)*	L90 (5mins)	L90 (5mins)*
30/12/2023	19:04	46.4	49.4			50.2	53.2	43.7	46.7
30/12/2023	19:09	48.5	51.5	50.6		52.8	55.8	44.7	47.7
30/12/2023	19:14	47.6	50.6		50.6	50.8	53.8	44.7	47.7
30/12/2023	19:19	47.3	50.3			51.3	54.3	44.3	47.3
30/12/2023	19:24	46.6	49.6	50.6		49.3	52.3	43.7	46.7
30/12/2023	19:29	48.6	51.6			51.9	54.9	45.9	48.9
30/12/2023	19:34	49.3	52.3			53.0	56.0	45.8	48.8
30/12/2023	19:39	49.3	52.3	52.1		53.1	56.1	45.7	48.7
30/12/2023	19:44	48.8	51.8		51.2	52.3	55.3	46.1	49.1
30/12/2023	19:49	45.9	48.9			49.1	52.1	43.2	46.2
30/12/2023	19:54	46.9	49.9	50.0		50.0	53.0	43.8	46.8
30/12/2023	19:59	48.0	51.0			51.7	54.7	44.7	47.7
30/12/2023	20:04	48.1	51.1			51.3	54.3	45.0	48.0
30/12/2023	20:09	47.5	50.5	50.8		51.0	54.0	43.7	46.7
30/12/2023	20:14	47.7	50.7		50.3	50.9	53.9	44.2	47.2
30/12/2023	20:19	48.1	51.1			51.5	54.5	44.9	47.9
30/12/2023	20:24	45.7	48.7	49.8		49.8	52.8	41.5	44.5
30/12/2023	20:29	46.1	49.1			49.9	52.9	43.2	46.2
30/12/2023	20:34	47.0	50.0			51.0	54.0	44.3	47.3
30/12/2023	20:39	47.6	50.6	50.2		50.9	53.9	43.4	46.4
30/12/2023	20:44	46.9	49.9		50.5	50.7	53.7	44.1	47.1
30/12/2023	20:49	47.7	50.7			51.4	54.4	44.2	47.2
30/12/2023	20:54	48.7	51.7	50.7		51.7	54.7	44.9	47.9
30/12/2023	20:59	46.5	49.5			49.8	52.8	43.8	46.8
30/12/2023	21:04	44.9	47.9			48.2	51.2	42.2	45.2
30/12/2023	21:09	46.3	49.3	48.7		49.8	52.8	42.8	45.8
30/12/2023	21:14	45.8	48.8		48.3	48.6	51.6	41.9	44.9
30/12/2023	21:19	45.9	48.9			49.0	52.0	41.8	44.8
30/12/2023	21:24	44.7	47.7	47.9		47.7	50.7	41.0	44.0
30/12/2023	21:29	43.7	46.7			46.2	49.2	39.7	42.7
30/12/2023	21:34	42.5	45.5			46.5	49.5	39.7	42.7
30/12/2023	21:39	42.2	45.2	46.6		45.7	48.7	39.1	42.1
30/12/2023	21:44	45.3	48.3		47.4	48.9	51.9	42.8	45.8
30/12/2023	21:49	45.4	48.4			48.8	51.8	41.9	44.9
30/12/2023	21:54	44.6	47.6	48.0		48.0	51.0	42.0	45.0
30/12/2023	21:59	45.1	48.1			48.0	51.0	41.6	44.6
30/12/2023	22:04	43.2	46.2			46.8	49.8	40.6	43.6
30/12/2023	22:09	42.3	45.3	46.0		46.4	49.4	39.3	42.3
30/12/2023	22:14	43.4	46.4		45.4	47.5	50.5	40.6	43.6
30/12/2023	22:19	40.5	43.5			43.3	46.3	36.9	39.9
30/12/2023	22:24	43.0	46.0	44.7		46.4	49.4	39.5	42.5
30/12/2023	22:29	41.2	44.2			43.9	46.9	38.7	41.7
30/12/2023	22:34	43.5	46.5			46.2	49.2	40.9	43.9
30/12/2023	22:39	40.3	43.3	45.0		42.8	45.8	38.0	41.0
30/12/2023	22:44	41.6	44.6		44.9	44.0	47.0	38.7	41.7
30/12/2023	22:49	41.2	44.2			43.5	46.5	39.0	42.0
30/12/2023	22:54	40.7	43.7	44.7		43.2	46.2	38.1	41.1
30/12/2023	22:59	42.9	45.9			46.3	49.3	40.2	43.2
			Mean	48.5	48.6				
			Maximum	52.1	51.2				
			Minimum	44.7	44.9				

Date	Start Time	Leq (5mins)	Leq (5mins)*	Leq (15mins)	Leq (30mins)	L10 (5mins)	L10 (5mins)*	L90 (5mins)	L90 (5mins)*
31/12/2023	19:04	47.2	50.2			50.0	53.0	43.2	46.2
31/12/2023	19:09	48.3	51.3	50.2		52.2	55.2	44.7	47.7
31/12/2023	19:14	45.7	48.7		50.9	48.8	51.8	41.5	44.5
31/12/2023	19:19	48.3	51.3			51.5	54.5	45.6	48.6
31/12/2023	19:24	48.2	51.2	51.4		52.4	55.4	45.1	48.1
31/12/2023	19:29	48.8	51.8			52.5	55.5	45.8	48.8
31/12/2023	19:34	45.3	48.3			49.1	52.1	41.3	44.3
31/12/2023	19:39	48.9	51.9	49.9		52.5	55.5	45.6	48.6
31/12/2023	19:44	45.5	48.5		50.3	49.2	52.2	41.3	44.3
31/12/2023	19:49	46.3	49.3			50.2	53.2	43.4	46.4
31/12/2023	19:54	49.7	52.7	50.6		52.8	55.8	45.5	48.5
31/12/2023	19:59	45.8	48.8			49.4	52.4	42.0	45.0
31/12/2023	20:04	45.2	48.2			47.9	50.9	41.3	44.3
31/12/2023	20:09	46.2	49.2	49.3		50.5	53.5	42.8	45.8
31/12/2023	20:14	47.3	50.3		49.6	50.3	53.3	43.1	46.1
31/12/2023	20:19	47.4	50.4			51.3	54.3	43.8	46.8
31/12/2023	20:24	47.1	50.1	49.8		50.2	53.2	43.0	46.0
31/12/2023	20:29	45.8	48.8			49.2	52.2	41.5	44.5
31/12/2023	20:34	48.6	51.6			51.5	54.5	45.3	48.3
31/12/2023	20:39	46.0	49.0	50.2		49.7	52.7	42.4	45.4
31/12/2023	20:44	46.4	49.4		50.3	50.0	53.0	43.7	46.7
31/12/2023	20:49	47.9	50.9			52.2	55.2	44.3	47.3
31/12/2023	20:54	47.8	50.8	50.5		51.3	54.3	44.9	47.9
31/12/2023	20:59	46.6	49.6			50.7	53.7	42.8	45.8
31/12/2023	21:04	45.6	48.6			49.1	52.1	42.8	45.8
31/12/2023	21:09	49.0	52.0	50.6		52.2	55.2	45.7	48.7
31/12/2023	21:14	47.6	50.6		50.0	51.0	54.0	43.8	46.8
31/12/2023	21:19	45.3	48.3			49.1	52.1	42.5	45.5
31/12/2023	21:24	46.2	49.2	49.2		49.9	52.9	43.8	46.8
31/12/2023	21:29	46.9	49.9			50.3	53.3	43.4	46.4
31/12/2023	21:34	45.8	48.8			48.5	51.5	43.1	46.1
31/12/2023	21:39	45.1	48.1	47.6		49.0	52.0	41.5	44.5
31/12/2023	21:44	42.3	45.3		47.5	46.2	49.2	38.2	41.2
31/12/2023	21:49	44.9	47.9			48.8	51.8	40.8	43.8
31/12/2023	21:54	43.8	46.8	47.4		46.2	49.2	40.0	43.0
31/12/2023	21:59	44.4	47.4			47.8	50.8	40.7	43.7
31/12/2023	22:04	43.6	46.6			47.6	50.6	40.7	43.7
31/12/2023	22:09	43.3	46.3	45.6		45.9	48.9	40.8	43.8
31/12/2023	22:14	40.2	43.2		45.7	42.8	45.8	36.1	39.1
31/12/2023	22:19	41.2	44.2			44.4	47.4	37.1	40.1
31/12/2023	22:24	43.6	46.6	45.9		46.9	49.9	40.3	43.3
31/12/2023	22:29	43.4	46.4			46.8	49.8	40.3	43.3
31/12/2023	22:34	40.6	43.6			43.2	46.2	36.9	39.9
31/12/2023	22:39	41.8	44.8	45.1		44.4	47.4	38.9	41.9
31/12/2023	22:44	43.4	46.4		45.6	46.2	49.2	40.0	43.0
31/12/2023	22:49	43.5	46.5			46.8	49.8	41.0	44.0
31/12/2023	22:54	43.6	46.6	46.0		46.7	49.7	41.0	44.0
31/12/2023	22:59	41.6	44.6			44.6	47.6	39.5	42.5
			Mean	48.7	48.7				
			Maximum	51.4	50.9				
			Minimum	45.1	45.6				

Station: TW_M3

Remark: *For Free Field measurement, +3 dB(A) was added to the measured results.

Date	Start Time	Leq (5mins)	Leq (5mins)*	Leq (15mins)	Leq (30mins)	L10 (5mins)	L10 (5mins)*	L90 (5mins)	L90 (5mins)*
1/1/2024	19:00	47.2	50.2			49.9	52.9	44.0	47.0
1/1/2024	19:05	47.9	50.9	50.2		51.1	54.1	43.6	46.6
1/1/2024	19:10	46.5	49.5		49.8	49.3	52.3	42.6	45.6
1/1/2024	19:15	45.4	48.4			49.6	52.6	42.0	45.0
1/1/2024	19:20	46.3	49.3	49.3		49.4	52.4	43.9	46.9
1/1/2024	19:25	47.0	50.0			49.7	52.7	44.5	47.5
1/1/2024	19:30	45.7	48.7			48.4	51.4	42.0	45.0
1/1/2024	19:35	45.5	48.5	48.6		49.4	52.4	42.0	45.0
1/1/2024	19:40	45.6	48.6		47.8	49.6	52.6	41.6	44.6
1/1/2024	19:45	42.9	45.9			45.9	48.9	39.7	42.7
1/1/2024	19:50	44.9	47.9	46.9		48.4	51.4	40.9	43.9
1/1/2024	19:55	43.6	46.6			46.6	49.6	39.9	42.9
1/1/2024	20:00	45.5	48.5			48.7	51.7	41.8	44.8
1/1/2024	20:05	44.9	47.9	47.2		48.0	51.0	42.3	45.3
1/1/2024	20:10	40.8	43.8		46.6	44.2	47.2	38.2	41.2
1/1/2024	20:15	43.0	46.0			46.2	49.2	40.5	43.5
1/1/2024	20:20	42.4	45.4	45.9		45.0	48.0	38.7	41.7
1/1/2024	20:25	43.2	46.2			45.6	48.6	39.2	42.2
1/1/2024	20:30	41.6	44.6			45.6	48.6	37.6	40.6
1/1/2024	20:35	40.8	43.8	44.1		43.4	46.4	38.1	41.1
1/1/2024	20:40	40.8	43.8			43.5	46.5	37.3	40.3
1/1/2024	20:45	42.1	45.1		44.6	44.4	47.4	39.1	42.1
1/1/2024	20:50	41.7	44.7	45.0		43.7	46.7	39.3	42.3
1/1/2024	20:55	42.2	45.2			44.2	47.2	39.7	42.7
1/1/2024	21:00	42.1	45.1			44.2	47.2	39.5	42.5
1/1/2024	21:05	43.7	46.7	45.4		46.8	49.8	41.5	44.5
1/1/2024	21:10	40.8	43.8			43.3	46.3	37.9	40.9
1/1/2024	21:15	40.4	43.4		44.9	43.3	46.3	37.9	40.9
1/1/2024	21:20	41.2	44.2	44.4		44.5	47.5	39.0	42.0
1/1/2024	21:25	42.4	45.4			44.9	47.9	39.9	42.9
1/1/2024	21:30	41.0	44.0			44.4	47.4	38.8	41.8
1/1/2024	21:35	40.7	43.7	44.0		42.8	45.8	37.8	40.8
1/1/2024	21:40	41.3	44.3			43.5	46.5	38.3	41.3
1/1/2024	21:45	41.4	44.4		43.9	43.7	46.7	38.4	41.4
1/1/2024	21:50	40.4	43.4	43.8		43.3	46.3	38.4	41.4
1/1/2024	21:55	40.6	43.6			43.6	46.6	38.5	41.5
1/1/2024	22:00	41.8	44.8			45.1	48.1	38.5	41.5
1/1/2024	22:05	38.7	41.7	43.3		42.0	45.0	36.1	39.1
1/1/2024	22:10	39.7	42.7			42.6	45.6	36.9	39.9
1/1/2024	22:15	38.6	41.6		43.0	41.2	44.2	35.5	38.5
1/1/2024	22:20	41.4	44.4	42.8		43.9	46.9	38.4	41.4
1/1/2024	22:25	38.8	41.8			41.3	44.3	35.7	38.7
1/1/2024	22:30	41.3	44.3			44.6	47.6	38.2	41.2
1/1/2024	22:35	38.5	41.5	43.1		41.6	44.6	35.5	38.5
1/1/2024	22:40	40.0	43.0			41.9	44.9	37.2	40.2
1/1/2024	22:45	39.4	42.4		43.2	41.3	44.3	36.6	39.6
1/1/2024	22:50	39.8	42.8	43.2		41.7	44.7	37.3	40.3
1/1/2024	22:55	41.3	44.3			44.0	47.0	39.2	42.2
			Mean	45.4	45.5				
			Maximum	50.2	49.8				
			Minimum	42.8	43.0				

Date	Start Time	Leq (5mins)	Leq (5mins)*	Leq (15mins)	Leq (30mins)	L10 (5mins)	L10 (5mins)*	L90 (5mins)	L90 (5mins)*
2/1/2024	19:00	47.2	50.2			51.1	54.1	43.2	46.2
2/1/2024	19:05	47.9	50.9	50.2		51.5	54.5	45.2	48.2
2/1/2024	19:10	46.5	49.5		49.8	50.8	53.8	42.8	45.8
2/1/2024	19:15	45.4	48.4			49.3	52.3	41.7	44.7
2/1/2024	19:20	46.3	49.3	49.3		49.1	52.1	42.8	45.8
2/1/2024	19:25	47.0	50.0			51.1	54.1	43.4	46.4
2/1/2024	19:30	45.7	48.7			49.4	52.4	41.8	44.8
2/1/2024	19:35	45.5	48.5	48.6		48.1	51.1	41.9	44.9
2/1/2024	19:40	45.6	48.6		47.8	48.1	51.1	43.1	46.1
2/1/2024	19:45	42.9	45.9			45.6	48.6	40.4	43.4
2/1/2024	19:50	44.9	47.9	46.9		49.0	52.0	41.3	44.3
2/1/2024	19:55	43.6	46.6			46.3	49.3	39.7	42.7
2/1/2024	20:00	45.5	48.5			49.5	52.5	42.5	45.5
2/1/2024	20:05	44.9	47.9	47.2		48.0	51.0	42.4	45.4
2/1/2024	20:10	40.8	43.8		46.6	43.6	46.6	37.1	40.1
2/1/2024	20:15	43.0	46.0			45.4	48.4	40.1	43.1
2/1/2024	20:20	42.4	45.4	45.9		44.9	47.9	39.7	42.7
2/1/2024	20:25	43.2	46.2			46.2	49.2	40.0	43.0
2/1/2024	20:30	41.6	44.6			44.7	47.7	39.1	42.1
2/1/2024	20:35	40.8	43.8	44.1		43.9	46.9	36.9	39.9
2/1/2024	20:40	40.8	43.8			44.2	47.2	37.1	40.1
2/1/2024	20:45	42.1	45.1		44.6	45.5	48.5	40.1	43.1
2/1/2024	20:50	41.7	44.7	45.0		44.4	47.4	38.6	41.6
2/1/2024	20:55	42.2	45.2			44.5	47.5	39.4	42.4
2/1/2024	21:00	42.1	45.1			44.0	47.0	40.2	43.2
2/1/2024	21:05	43.7	46.7	45.4		46.3	49.3	40.7	43.7
2/1/2024	21:10	40.8	43.8			43.9	46.9	38.4	41.4
2/1/2024	21:15	40.4	43.4		44.9	42.9	45.9	37.0	40.0
2/1/2024	21:20	41.2	44.2	44.4		43.5	46.5	38.4	41.4
2/1/2024	21:25	42.4	45.4			45.6	48.6	39.8	42.8
2/1/2024	21:30	41.0	44.0			44.0	47.0	37.7	40.7
2/1/2024	21:35	40.7	43.7	44.0		42.6	45.6	37.6	40.6
2/1/2024	21:40	41.3	44.3			43.9	46.9	38.0	41.0
2/1/2024	21:45	41.4	44.4		43.9	44.4	47.4	38.9	41.9
2/1/2024	21:50	40.4	43.4	43.8		43.4	46.4	37.4	40.4
2/1/2024	21:55	40.6	43.6			42.8	45.8	37.8	40.8
2/1/2024	22:00	41.8	44.8			45.0	48.0	39.0	42.0
2/1/2024	22:05	38.7	41.7	43.3		41.0	44.0	36.5	39.5
2/1/2024	22:10	39.7	42.7			43.0	46.0	36.7	39.7
2/1/2024	22:15	38.6	41.6		43.0	41.8	44.8	35.3	38.3
2/1/2024	22:20	41.4	44.4	42.8		43.3	46.3	39.3	42.3
2/1/2024	22:25	38.8	41.8			40.9	43.9	36.1	39.1
2/1/2024	22:30	41.3	44.3			44.2	47.2	38.5	41.5
2/1/2024	22:35	38.5	41.5	43.1		40.5	43.5	36.0	39.0
2/1/2024	22:40	40.0	43.0			42.4	45.4	37.0	40.0
2/1/2024	22:45	39.4	42.4		43.2	42.0	45.0	36.1	39.1
2/1/2024	22:50	39.8	42.8	43.2		42.1	45.1	37.7	40.7
2/1/2024	22:55	41.3	44.3			43.5	46.5	39.5	42.5
			Mean	45.4	45.5				
			Maximum	50.2	49.8				
			Minimum	42.8	43.0				

Summary of Noise Monitoring Results during 19:00 - 23:00 at TW_M3		
	Leq (15mins)	Leq (30mins)
Mean	47.0	47.0
Maximum	52.2	52.1
Minimum	42.0	42.4

Appendix 3-15 Baseline Noise Monitoring Data – 23:00 - 07:00 on the next day at TW_M3

Station: TW_M3

Remark: *For Free Field measurement, +3 dB(A) was added to the measured results.

Date	Start Time	Leq (5mins)	Leq (5mins)*	Leq (15mins)	Leq (30mins)	L10 (5mins)	L10 (5mins)*	L90 (5mins)	L90 (5mins)*
20/12/2023	23:04	40.3	43.3	42.4	42.5	42.0	45.0	37.9	40.9
20/12/2023	23:09	38.8	41.8			40.6	43.6	35.9	38.9
20/12/2023	23:14	38.9	41.9			40.7	43.7	36.1	39.1
20/12/2023	23:19	41.3	44.3	42.6		43.6	46.6	39.2	42.2
20/12/2023	23:24	39.0	42.0			40.7	43.7	37.4	40.4
20/12/2023	23:29	37.9	40.9			40.3	43.3	36.0	39.0
20/12/2023	23:34	37.9	40.9	41.4	41.7	40.5	43.5	35.2	38.2
20/12/2023	23:39	38.7	41.7			40.5	43.5	37.7	40.7
20/12/2023	23:44	38.6	41.6			40.5	43.5	36.9	39.9
20/12/2023	23:49	38.6	41.6	42.0		40.2	43.2	37.0	40.0
20/12/2023	23:54	38.7	41.7			40.3	43.3	37.3	40.3
20/12/2023	23:59	39.5	42.5			40.8	43.8	38.0	41.0
			Mean	42.1	42.1				
			Maximum	42.6	42.5				
			Minimum	41.4	41.7				

Date	Start Time	Leq (5mins)	Leq (5mins)	Leq (15mins)	Leq (30mins)	L10 (5mins)	L10 (5mins)*	L90 (5mins)	L90 (5mins)*
21/12/2023	0:04	39.6	42.6	42.1	42.1	41.3	44.3	38.2	41.2
21/12/2023	0:09	38.2	41.2			40.0	43.0	37.0	40.0
21/12/2023	0:14	39.5	42.5			41.1	44.1	38.2	41.2
21/12/2023	0:19	38.5	41.5	42.1		40.6	43.6	37.6	40.6
21/12/2023	0:24	40.0	43.0			41.9	44.9	38.5	41.5
21/12/2023	0:29	38.5	41.5			39.6	42.6	36.8	39.8
21/12/2023	0:34	39.0	42.0	43.1	43.0	40.3	43.3	37.9	40.9
21/12/2023	0:39	40.4	43.4			42.1	45.1	39.0	42.0
21/12/2023	0:44	40.8	43.8			42.3	45.3	38.9	41.9
21/12/2023	0:49	40.1	43.1	42.9		42.0	45.0	38.9	41.9
21/12/2023	0:54	38.5	41.5			39.7	42.7	37.2	40.2
21/12/2023	0:59	40.9	43.9			42.9	45.9	39.4	42.4
21/12/2023	1:04	40.8	43.8	42.6	42.9	42.9	45.9	38.9	41.9
21/12/2023	1:09	38.8	41.8			39.9	42.9	37.4	40.4
21/12/2023	1:14	39.0	42.0			39.9	42.9	37.0	40.0
21/12/2023	1:19	40.0	43.0	43.1		42.0	45.0	39.0	42.0
21/12/2023	1:24	40.1	43.1			41.4	44.4	38.5	41.5
21/12/2023	1:29	40.3	43.3			42.3	45.3	38.3	41.3
21/12/2023	1:34	40.2	43.2	42.8	43.0	42.2	45.2	39.2	42.2
21/12/2023	1:39	40.0	43.0			41.1	44.1	38.8	41.8
21/12/2023	1:44	39.2	42.2			40.5	43.5	37.5	40.5
21/12/2023	1:49	39.1	42.1	43.2		40.2	43.2	38.0	41.0
21/12/2023	1:54	40.6	43.6			42.1	45.1	39.6	42.6
21/12/2023	1:59	40.8	43.8			41.6	44.6	39.8	42.8
21/12/2023	2:04	38.5	41.5	42.2	42.2	39.3	42.3	37.0	40.0
21/12/2023	2:09	37.9	40.9			39.2	42.2	36.8	39.8
21/12/2023	2:14	40.7	43.7			41.6	44.6	39.2	42.2
21/12/2023	2:19	38.3	41.3	42.1		40.0	43.0	37.1	40.1
21/12/2023	2:24	37.8	40.8			39.1	42.1	36.9	39.9
21/12/2023	2:29	40.7	43.7			42.0	45.0	39.5	42.5
21/12/2023	2:34	39.1	42.1	41.8	41.9	39.9	42.9	37.7	40.7
21/12/2023	2:39	38.4	41.4			39.9	42.9	37.0	40.0
21/12/2023	2:44	38.8	41.8			40.3	43.3	37.8	40.8
21/12/2023	2:49	39.4	42.4	42.0		40.1	43.1	37.8	40.8
21/12/2023	2:54	39.1	42.1			40.2	43.2	38.1	41.1
21/12/2023	2:59	38.4	41.4			40.0	43.0	37.3	40.3
21/12/2023	3:04	40.9	43.9	43.2	42.8	41.8	44.8	39.3	42.3
21/12/2023	3:09	39.7	42.7			40.7	43.7	38.0	41.0
21/12/2023	3:14	39.9	42.9			41.5	44.5	39.0	42.0
21/12/2023	3:19	40.7	43.7	42.3		41.8	44.8	39.5	42.5
21/12/2023	3:24	37.9	40.9			39.3	42.3	36.8	39.8
21/12/2023	3:29	38.9	41.9			40.7	43.7	37.7	40.7
21/12/2023	3:34	40.3	43.3	42.9	42.7	42.0	45.0	39.5	42.5
21/12/2023	3:39	38.0	41.0			39.8	42.8	36.9	39.9
21/12/2023	3:44	40.8	43.8			42.6	45.6	39.9	42.9
21/12/2023	3:49	39.7	42.7	42.5		41.4	44.4	38.6	41.6
21/12/2023	3:54	40.1	43.1			41.5	44.5	39.2	42.2
21/12/2023	3:59	38.5	41.5			39.4	42.4	36.7	39.7
21/12/2023	4:04	38.9	41.9	42.5	42.4	40.6	43.6	38.2	41.2
21/12/2023	4:09	38.3	41.3			39.8	42.8	37.5	40.5
21/12/2023	4:14	40.9	43.9			42.2	45.2	39.2	42.2
21/12/2023	4:19	40.2	43.2	42.3		41.8	44.8	39.4	42.4
21/12/2023	4:24	38.3	41.3			39.8	42.8	36.6	39.6
21/12/2023	4:29	39.2	42.2			40.6	43.6	38.4	41.4
21/12/2023	4:34	40.4	43.4	43.4	43.3	41.5	44.5	39.4	42.4
21/12/2023	4:39	40.8	43.8			41.9	44.9	39.4	42.4
21/12/2023	4:44	39.8	42.8			41.4	44.4	38.6	41.6
21/12/2023	4:49	40.9	43.9	43.3		41.6	44.6	40.1	43.1
21/12/2023	4:54	39.8	42.8			41.4	44.4	38.2	41.2
21/12/2023	4:59	40.0	43.0			41.6	44.6	38.7	41.7
21/12/2023	5:04	39.4	42.4	42.5	42.7	41.1	44.1	38.6	41.6
21/12/2023	5:09	39.7	42.7			40.8	43.8	38.0	41.0
21/12/2023	5:14	39.4	42.4			40.8	43.8	38.5	41.5
21/12/2023	5:19	40.0	43.0	42.9		41.3	44.3	38.5	41.5
21/12/2023	5:24	38.7	41.7			39.9	42.9	37.4	40.4
21/12/2023	5:29	40.8	43.8			42.0	45.0	39.2	42.2
21/12/2023	5:34	40.1	43.1	43.3	43.7	41.5	44.5	39.3	42.3
21/12/2023	5:39	40.5	43.5			41.6	44.6	39.0	42.0
21/12/2023	5:44	40.4	43.4			41.6	44.6	39.4	42.4
21/12/2023	5:49	41.4	44.4	44.0		42.9	45.9	40.4	43.4
21/12/2023	5:54	41.4	44.4			42.3	45.3	40.7	43.7
21/12/2023	5:59	40.2	43.2			42.0	45.0	39.4	42.4
21/12/2023	6:04	41.8	44.8	44.2	43.9	42.5	45.5	40.3	43.3
21/12/2023	6:09	40.1	43.1			41.9	44.9	38.6	41.6
21/12/2023	6:14	41.4	44.4			43.1	46.1	39.4	42.4
21/12/2023	6:19	39.5	42.5	43.6		40.8	43.8	37.9	40.9
21/12/2023	6:24	40.5	43.5			42.0	45.0	38.3	41.3
21/12/2023	6:29	41.6	44.6			43.4	46.4	39.8	42.8
21/12/2023	6:34	42.1	45.1	44.3	44.5	43.9	46.9	40.6	43.6
21/12/2023	6:39	41.9	44.9			43.3	46.3	40.7	43.7
21/12/2023	6:44	39.5	42.5			41.8	44.8	37.5	40.5
21/12/2023	6:49	41.3	44.3	44.6		43.2	46.2	39.0	42.0
21/12/2023	6:54	42.6	45.6			44.2	47.2	40.9	43.9
21/12/2023	6:59	40.7	43.7			41.9	44.9	38.7	41.7
21/12/2023	23:04	38.7	41.7	41.5	41.9	41.0	44.0	36.6	39.6
21/12/2023	23:09	38.5	41.5			40.3	43.3	37.0	40.0
21/12/2023	23:14	38.3	41.3			40.2	43.2	35.4	38.4
21/12/2023	23:19	40.5	43.5	42.2		43.1	46.1	37.9	40.9
21/12/2023	23:24	38.2	41.2			39.8	42.8	36.0	39.0
21/12/2023	23:29	38.5	41.5			41.2	44.2	36.2	39.2
21/12/2023	23:34	40.6	43.6	42.9	42.5	42.3	45.3	39.1	42.1
21/12/2023	23:39	37.8	40.8			39.7	42.7	36.3	39.3
21/12/2023	23:44	40.6	43.6			41.9	44.9	39.6	42.6
21/12/2023	23:49	38.5	41.5	42.0		40.6	43.6	37.2	40.2
21/12/2023	23:54	37.8	40.8			39.1	42.1	36.6	39.6
21/12/2023	23:59	40.4	43.4			42.2	45.2	39.0	42.0
			Mean	42.8	42.8				
			Maximum	44.6	44.5				
			Minimum	41.5	41.9				

Date	Start Time	Leq (5mins)	Leq (5mins)	Leq (15mins)	Leq (30mins)	L10 (5mins)	L10 (5mins)*	L90 (5mins)	L90 (5mins)*
22/12/2023	0:04	40.9	43.9	42.9	42.8	42.2	45.2	39.0	42.0
22/12/2023	0:09	40.1	43.1			42.0	45.0	38.3	41.3
22/12/2023	0:14	38.1	41.1			39.0	42.0	36.7	39.7
22/12/2023	0:19	40.5	43.5	42.7		41.8	44.8	38.9	41.9
22/12/2023	0:24	39.3	42.3			40.5	43.5	37.2	40.2
22/12/2023	0:29	39.3	42.3			40.2	43.2	38.2	41.2
22/12/2023	0:34	38.8	41.8	42.5	43.0	39.8	42.8	37.6	40.6
22/12/2023	0:39	39.0	42.0			41.1	44.1	37.0	40.0
22/12/2023	0:44	40.5	43.5			41.5	44.5	38.6	41.6
22/12/2023	0:49	40.9	43.9	43.4		41.9	44.9	40.0	43.0
22/12/2023	0:54	40.1	43.1			42.2	45.2	38.2	41.2
22/12/2023	0:59	40.3	43.3			42.1	45.1	38.6	41.6
22/12/2023	1:04	38.8	41.8	42.1	42.1	40.7	43.7	37.0	40.0
22/12/2023	1:09	40.0	43.0			42.1	45.1	38.4	41.4
22/12/2023	1:14	38.3	41.3			39.6	42.6	36.4	39.4
22/12/2023	1:19	38.9	41.9	42.2		40.6	43.6	38.0	41.0
22/12/2023	1:24	39.4	42.4			40.6	43.6	37.7	40.7
22/12/2023	1:29	39.2	42.2			41.0	44.0	38.0	41.0
22/12/2023	1:34	38.6	41.6	42.5	42.5	40.6	43.6	36.6	39.6
22/12/2023	1:39	38.7	41.7			39.6	42.6	37.4	40.4
22/12/2023	1:44	40.9	43.9			41.6	44.6	40.2	43.2
22/12/2023	1:49	39.3	42.3	42.5		40.6	43.6	37.7	40.7
22/12/2023	1:54	40.5	43.5			42.1	45.1	38.8	41.8
22/12/2023	1:59	38.5	41.5			39.2	42.2	37.5	40.5
22/12/2023	2:04	38.2	41.2	42.6	42.7	39.0	42.0	36.9	39.9
22/12/2023	2:09	40.3	43.3			41.8	44.8	38.8	41.8
22/12/2023	2:14	40.1	43.1			40.9	43.9	39.4	42.4
22/12/2023	2:19	40.1	43.1	42.8		41.6	44.6	38.7	41.7
22/12/2023	2:24	37.9	40.9			38.9	41.9	36.1	39.1
22/12/2023	2:29	40.9	43.9			41.9	44.9	39.4	42.4
22/12/2023	2:34	39.3	42.3	43.2	42.4	40.3	43.3	37.5	40.5
22/12/2023	2:39	40.8	43.8			41.5	44.5	39.2	42.2
22/12/2023	2:44	40.3	43.3			41.8	44.8	39.6	42.6
22/12/2023	2:49	38.9	41.9	41.5		39.6	42.6	37.1	40.1
22/12/2023	2:54	38.2	41.2			39.4	42.4	36.9	39.9
22/12/2023	2:59	38.3	41.3			39.5	42.5	36.5	39.5
22/12/2023	3:04	38.3	41.3	41.5	42.6	40.0	43.0	36.7	39.7
22/12/2023	3:09	39.0	42.0			40.7	43.7	37.2	40.2
22/12/2023	3:14	38.1	41.1			39.3	42.3	37.1	40.1
22/12/2023	3:19	40.3	43.3	43.4		41.7	44.7	38.6	41.6
22/12/2023	3:24	40.0	43.0			41.7	44.7	38.2	41.2
22/12/2023	3:29	40.9	43.9			42.7	45.7	39.1	42.1
22/12/2023	3:34	39.5	42.5	42.1	42.7	40.3	43.3	38.8	41.8
22/12/2023	3:39	39.3	42.3			40.9	43.9	37.7	40.7
22/12/2023	3:44	38.4	41.4			39.1	42.1	37.4	40.4
22/12/2023	3:49	40.2	43.2	43.2		41.1	44.1	38.4	41.4
22/12/2023	3:54	39.2	42.2			39.9	42.9	38.3	41.3
22/12/2023	3:59	40.9	43.9			42.1	45.1	40.0	43.0
22/12/2023	4:04	39.3	42.3	42.1	42.4	40.3	43.3	37.5	40.5
22/12/2023	4:09	39.8	42.8			41.5	44.5	38.3	41.3
22/12/2023	4:14	37.9	40.9			38.7	41.7	37.0	40.0
22/12/2023	4:19	39.1	42.1	42.7		40.0	43.0	38.2	41.2
22/12/2023	4:24	39.0	42.0			40.6	43.6	37.9	40.9
22/12/2023	4:29	40.8	43.8			42.4	45.4	39.0	42.0
22/12/2023	4:34	38.9	41.9	42.4	42.3	40.0	43.0	38.1	41.1
22/12/2023	4:39	40.9	43.9			42.6	45.6	39.9	42.9
22/12/2023	4:44	37.9	40.9			39.1	42.1	36.1	39.1
22/12/2023	4:49	37.7	40.7	42.2		39.2	42.2	36.0	39.0
22/12/2023	4:54	38.2	41.2			39.4	42.4	36.7	39.7
22/12/2023	4:59	40.9	43.9			41.7	44.7	39.7	42.7
22/12/2023	5:04	40.8	43.8	42.7	42.4	41.8	44.8	40.0	43.0
22/12/2023	5:09	39.4	42.4			40.6	43.6	37.6	40.6
22/12/2023	5:14	38.6	41.6			39.6	42.6	37.4	40.4
22/12/2023	5:19	39.1	42.1	42.0		39.9	42.9	38.4	41.4
22/12/2023	5:24	38.6	41.6			40.3	43.3	37.9	40.9
22/12/2023	5:29	39.3	42.3			41.1	44.1	37.6	40.6
22/12/2023	5:34	40.8	43.8	43.3	43.8	41.6	44.6	39.5	42.5
22/12/2023	5:39	40.3	43.3			42.1	45.1	39.2	42.2
22/12/2023	5:44	39.8	42.8			41.0	44.0	38.5	41.5
22/12/2023	5:49	42.1	45.1	44.3		43.4	46.4	41.4	44.4
22/12/2023	5:54	40.9	43.9			42.0	45.0	39.6	42.6
22/12/2023	5:59	40.7	43.7			42.4	45.4	39.8	42.8
22/12/2023	6:04	41.1	44.1	44.4	44.1	41.9	44.9	40.0	43.0
22/12/2023	6:09	40.2	43.2			42.1	45.1	38.6	41.6
22/12/2023	6:14	42.6	45.6			43.9	46.9	41.5	44.5
22/12/2023	6:19	40.9	43.9	43.8		42.7	45.7	38.6	41.6
22/12/2023	6:24	41.1	44.1			42.9	45.9	39.3	42.3
22/12/2023	6:29	40.2	43.2			42.4	45.4	38.9	41.9
22/12/2023	6:34	40.7	43.7	45.2	44.7	42.5	45.5	38.4	41.4
22/12/2023	6:39	42.7	45.7			45.0	48.0	40.8	43.8
22/12/2023	6:44	42.8	45.8			44.8	47.8	40.6	43.6
22/12/2023	6:49	40.9	43.9	44.2		42.3	45.3	38.9	41.9
22/12/2023	6:54	42.1	45.1			43.4	46.4	39.9	42.9
22/12/2023	6:59	40.3	43.3			41.4	44.4	38.5	41.5
22/12/2023	23:03	38.6	41.6	42.5	42.2	41.9	44.9	38.4	41.4
22/12/2023	23:08	38.7	41.7			41.3	44.3	37.2	40.2
22/12/2023	23:13	40.8	43.8			42.7	45.7	36.8	39.8
22/12/2023	23:18	38.5	41.5	41.8		43.1	46.1	37.5	40.5
22/12/2023	23:23	39.5	42.5			41.6	44.6	37.4	40.4
22/12/2023	23:28	38.4	41.4			42.9	45.9	37.7	40.7
22/12/2023	23:33	38.1	41.1	41.8	41.8	42.1	45.1	37.5	40.5
22/12/2023	23:38	37.8	40.8			40.1	43.1	37.5	40.5
22/12/2023	23:43	40.2	43.2			42.9	45.9	36.4	39.4
22/12/2023	23:48	38.0	41.0	41.8		42.3	45.3	37.1	40.1
22/12/2023	23:53	39.2	42.2			41.3	44.3	38.5	41.5
22/12/2023	23:58	39.0	42.0			39.7	42.7	37.4	40.4
			Mean	42.8	42.8				
			Maximum	45.2	44.7				
			Minimum	41.5	41.8				

Station: TW_M3

Remark: *For Free Field measurement, +3 dB(A) was added to the measured results.

Date	Start Time	Leq (5mins)	Leq (5mins)	Leq (15mins)	Leq (30mins)	L10 (5mins)	L10 (5mins)	L90 (5mins)	L90 (5mins)*
23/12/2023	0:03	40.8	43.8			43.7	46.7	39.0	42.0
23/12/2023	0:08	38.1	41.1	42.2		42.0	45.0	38.3	41.3
23/12/2023	0:13	38.1	41.1		42.7	40.5	43.5	36.7	39.7
23/12/2023	0:18	40.4	43.4			44.5	47.5	38.9	41.9
23/12/2023	0:23	40.5	43.5	43.1		42.3	45.3	37.2	40.2
23/12/2023	0:28	39.3	42.3			41.3	44.3	38.2	41.2
23/12/2023	0:33	39.4	42.4			39.9	42.9	37.6	40.6
23/12/2023	0:38	39.8	42.8	42.2		40.0	43.0	37.0	40.0
23/12/2023	0:43	38.1	41.1		42.6	40.1	43.1	38.6	41.6
23/12/2023	0:48	40.9	43.9			43.2	46.2	40.0	43.0
23/12/2023	0:53	38.8	41.8	43.1		40.7	43.7	38.2	41.2
23/12/2023	0:58	40.2	43.2			41.8	44.8	38.6	41.6
23/12/2023	1:03	40.1	43.1			42.3	45.3	37.0	40.0
23/12/2023	1:08	38.2	41.2	42.0		40.4	43.4	38.4	41.4
23/12/2023	1:13	38.6	41.6		41.8	39.5	42.5	36.4	39.4
23/12/2023	1:18	38.0	41.0			41.3	44.3	38.0	41.0
23/12/2023	1:23	39.8	42.8	41.6		40.1	43.1	37.7	40.7
23/12/2023	1:28	37.8	40.8			39.5	42.5	38.0	41.0
23/12/2023	1:33	39.5	42.5			41.9	44.9	36.6	39.6
23/12/2023	1:38	39.3	42.3	42.9		42.2	45.2	37.4	40.4
23/12/2023	1:43	40.7	43.7		43.1	72.2	75.2	40.2	43.2
23/12/2023	1:48	40.7	43.7			44.7	47.7	37.7	40.7
23/12/2023	1:53	38.9	41.9	43.3		39.4	42.4	38.8	41.8
23/12/2023	1:58	40.9	43.9			41.9	44.9	37.5	40.5
23/12/2023	2:03	38.8	41.8			42.1	45.1	36.9	39.9
23/12/2023	2:08	38.6	41.6	42.5		42.4	45.4	38.8	41.8
23/12/2023	2:13	40.7	43.7		42.3	43.1	46.1	39.4	42.4
23/12/2023	2:18	38.7	41.7			40.5	43.5	38.7	41.7
23/12/2023	2:23	37.7	40.7	42.1		40.0	43.0	36.1	39.1
23/12/2023	2:28	40.5	43.5			42.5	45.5	39.4	42.4
23/12/2023	2:33	37.8	40.8			41.5	44.5	37.5	40.5
23/12/2023	2:38	40.1	43.1	41.8		44.8	47.8	39.2	42.2
23/12/2023	2:43	38.2	41.2		42.1	41.0	44.0	39.6	42.6
23/12/2023	2:48	39.9	42.9	42.3		42.6	45.6	37.1	40.1
23/12/2023	2:53	37.9	40.9			40.5	43.5	36.9	39.9
23/12/2023	2:58	39.8	42.8			41.4	44.4	36.5	39.5
23/12/2023	3:03	40.1	43.1			41.8	44.8	36.7	39.7
23/12/2023	3:08	37.8	40.8	42.7		40.0	43.0	37.2	40.2
23/12/2023	3:13	40.8	43.8		42.4	42.0	45.0	37.1	40.1
23/12/2023	3:18	40.0	43.0			42.4	45.4	38.6	41.6
23/12/2023	3:23	38.2	41.2	42.1		39.7	42.7	38.2	41.2
23/12/2023	3:28	39.0	42.0			41.1	44.1	39.1	42.1
23/12/2023	3:33	40.1	43.1			41.5	44.5	38.8	41.8
23/12/2023	3:38	37.8	40.8	42.5		41.4	44.4	37.7	40.7
23/12/2023	3:43	40.2	43.2		42.3	42.2	45.2	37.4	40.4
23/12/2023	3:48	38.3	41.3			40.1	43.1	38.4	41.4
23/12/2023	3:53	40.2	43.2	42.1		40.5	43.5	38.3	41.3
23/12/2023	3:58	38.7	41.7			39.9	42.9	40.0	43.0
23/12/2023	4:03	37.7	40.7			41.9	44.9	37.5	40.5
23/12/2023	4:08	40.0	43.0	42.6		41.5	44.5	38.3	41.3
23/12/2023	4:13	40.7	43.7		43.0	44.3	47.3	37.0	40.0
23/12/2023	4:18	39.3	42.3			43.7	46.7	38.2	41.2
23/12/2023	4:23	40.6	43.6	43.2		44.7	47.7	37.9	40.9
23/12/2023	4:28	40.7	43.7			42.6	45.6	39.0	42.0
23/12/2023	4:33	40.5	43.5			41.0	44.0	38.1	41.1
23/12/2023	4:38	40.9	43.9	43.4		41.6	44.6	39.9	42.9
23/12/2023	4:43	39.7	42.7		43.4	40.2	43.2	36.1	39.1
23/12/2023	4:48	40.8	43.8			43.6	46.6	36.0	39.0
23/12/2023	4:53	39.2	42.2	43.3		39.8	42.8	36.7	39.7
23/12/2023	4:58	40.8	43.8			42.5	45.5	39.7	42.7
23/12/2023	5:03	39.2	42.2			39.9	42.9	40.0	43.0
23/12/2023	5:08	39.2	42.2	41.9		41.7	44.7	37.6	40.6
23/12/2023	5:13	38.2	41.2		42.3	40.8	43.8	37.4	40.4
23/12/2023	5:18	39.2	42.2			42.3	45.3	38.4	41.4
23/12/2023	5:23	38.3	41.3	42.6		40.8	43.8	37.9	40.9
23/12/2023	5:28	40.9	43.9			41.6	44.6	37.6	40.6
23/12/2023	5:33	39.6	42.6			40.7	43.7	39.5	42.5
23/12/2023	5:38	40.3	43.3	42.7		43.2	46.2	39.2	42.2
23/12/2023	5:43	39.0	42.0		43.6	39.9	42.9	38.5	41.5
23/12/2023	5:48	40.7	43.7			42.4	45.4	41.4	44.4
23/12/2023	5:53	42.6	45.6	44.4		43.0	46.0	39.6	42.6
23/12/2023	5:58	40.5	43.5			40.7	43.7	39.8	42.8
23/12/2023	6:03	40.4	43.4			41.9	44.9	40.0	43.0
23/12/2023	6:08	42.5	45.5	44.0		44.0	47.0	38.6	41.6
23/12/2023	6:13	39.5	42.5		43.8	43.0	46.0	41.5	44.5
23/12/2023	6:18	40.5	43.5			42.0	45.0	38.6	41.6
23/12/2023	6:23	41.3	44.3	43.5		41.7	44.7	39.3	42.3
23/12/2023	6:28	39.7	42.7			43.2	46.2	38.9	41.9
23/12/2023	6:33	42.1	45.1			43.3	46.3	38.4	41.4
23/12/2023	6:38	39.3	42.3	43.6		44.0	47.0	40.8	43.8
23/12/2023	6:43	39.8	42.8		43.7	40.8	43.8	40.6	43.6
23/12/2023	6:48	40.8	43.8			41.7	44.7	38.9	41.9
23/12/2023	6:53	41.2	44.2	43.9		42.0	45.0	39.9	42.9
23/12/2023	6:58	40.7	43.7			45.9	48.9	38.5	41.5
23/12/2023	23:03	40.5	43.5			40.6	43.6	35.4	38.4
23/12/2023	23:08	41.4	44.4	43.5		43.2	46.2	36.7	39.7
23/12/2023	23:13	39.3	42.3		42.8	43.6	46.6	37.8	40.8
23/12/2023	23:18	39.3	42.3			41.7	44.7	37.3	40.3
23/12/2023	23:23	38.6	41.6	42.0		43.2	46.2	37.2	40.2
23/12/2023	23:28	39.0	42.0			42.3	45.3	37.3	40.3
23/12/2023	23:33	38.2	41.2			41.5	44.5	36.6	39.6
23/12/2023	23:38	39.2	42.2	41.5		40.4	43.4	36.1	39.1
23/12/2023	23:43	37.9	40.9		41.9	40.6	43.6	36.8	39.8
23/12/2023	23:48	39.3	42.3			41.8	44.8	35.8	38.8
23/12/2023	23:53	39.7	42.7	42.3		41.8	44.8	39.0	42.0
23/12/2023	23:58	39.0	42.0			40.6	43.6	37.3	40.3
			Mean	42.7	42.7				
			Maximum	44.4	43.8				
			Minimum	41.5	41.8				

Date	Start Time	Leq (5mins)	Leq (5mins)	Leq (15mins)	Leq (30mins)	L10 (5mins)	L10 (5mins)*	L90 (5mins)	L90 (5mins)*
24/12/2023	0:03	40.6	43.6			40.1	43.1	36.6	39.6
24/12/2023	0:08	40.2	43.2	42.8		40.3	43.3	36.5	39.5
24/12/2023	0:13	38.3	41.3		42.8	40.1	43.1	37.8	40.8
24/12/2023	0:18	39.0	42.0			40.3	43.3	37.2	40.2
24/12/2023	0:23	39.6	42.6	42.8		42.5	45.5	37.5	40.5
24/12/2023	0:28	40.7	43.7			42.2	45.2	37.3	40.3
24/12/2023	0:33	39.9	42.9			42.0	45.0	39.0	42.0
24/12/2023	0:38	38.5	41.5	42.3		41.9	44.9	36.5	39.5
24/12/2023	0:43	39.5	42.5		42.4	39.3	42.3	36.5	39.5
24/12/2023	0:48	39.9	42.9			40.5	43.5	38.4	41.4
24/12/2023	0:53	37.8	40.8	42.5		42.2	45.2	37.2	40.2
24/12/2023	0:58	40.4	43.4			42.4	45.4	37.3	40.3
24/12/2023	1:03	38.0	41.0			41.6	44.6	38.5	41.5
24/12/2023	1:08	38.7	41.7	41.2		41.0	44.0	37.1	40.1
24/12/2023	1:13	37.8	40.8		42.3	38.9	41.9	35.8	38.8
24/12/2023	1:18	40.2	43.2			40.7	43.7	37.1	40.1
24/12/2023	1:23	39.3	42.3	43.2		39.7	42.7	36.9	39.9
24/12/2023	1:28	40.9	43.9			42.6	45.6	36.8	39.8
24/12/2023	1:33	38.7	41.7			41.8	44.8	36.7	39.7
24/12/2023	1:38	38.7	41.7	41.4		42.4	45.4	37.3	40.3
24/12/2023	1:43	37.7	40.7		41.8	41.1	44.1	38.2	41.2
24/12/2023	1:48	39.7	42.7	42.2		41.4	44.4	38.0	41.0
24/12/2023	1:53	39.6	42.6			42.0	45.0	36.9	39.9
24/12/2023	1:58	38.2	41.2			41.4	44.4	37.8	40.8
24/12/2023	2:03	39.6	42.6			42.4	45.4	37.0	40.0
24/12/2023	2:08	38.9	41.9	42.8		41.3	44.3	39.5	42.5
24/12/2023	2:13	40.8	43.8		42.8	42.6	45.6	36.9	39.9
24/12/2023	2:18	40.6	43.6			41.0	44.0	39.6	42.6
24/12/2023	2:23	38.5	41.5	42.8		41.3	44.3	36.4	39.4
24/12/2023	2:28	39.9	42.9			40.7	43.7	36.7	39.7
24/12/2023	2:33	39.7	42.7			40.8	43.8	38.2	41.2
24/12/2023	2:38	38.3	41.3	42.6		40.0	43.0	37.9	40.9
24/12/2023	2:43	40.6	43.6		42.2	41.8	44.8	36.2	39.2
24/12/2023	2:48	38.2	41.2			39.7	42.7	37.5	40.5
24/12/2023	2:53	38.8	41.8	41.8		41.0	44.0	37.8	40.8
24/12/2023	2:58	39.3	42.3			40.1	43.1	36.6	39.6
24/12/2023	3:03	40.7	43.7			41.9	44.9	36.2	39.2
24/12/2023	3:08	37.7	40.7	42.5		40.5	43.5	36.6	39.6
24/12/2023	3:13	39.5	42.5		42.3	41.7	44.7	39.7	42.7
24/12/2023	3:18	40.3	43.3			40.2	43.2	37.3	40.3
24/12/2023	3:23	37.9	40.9	42.0		41.3	44.3	39.0	42.0
24/12/2023	3:28	38.5	41.5			42.4	45.4	37.1	40.1
24/12/2023	3:33	39.3	42.3	42.9		41.7	44.7	37.4	40.4
24/12/2023	3:38	40.3	43.3		42.6	41.4	44.4	36.8	39.8
24/12/2023	3:43	40.0	43.0			41.7	44.7	36.7	39.7
24/12/2023	3:48	39.9	42.9	42.3		41.9	44.9	38.9	41.9
24/12/2023	3:53	39.9	42.9			42.9	45.9	36.9	39.9
24/12/2023	3:58	37.8	40.8			41.1	44.1	37.5	40.5
24/12/2023	4:03	39.5	42.5	42.6		41.5	44.5	36.6	39.6
24/12/2023	4:08	40.7	43.7			40.4	43.4	37.8	40.8
24/12/2023	4:13	38.4	41.4		42.9	41.3	44.3	38.1	41.1
24/12/2023	4:18	40.9	43.9	43.2		40.9	43.9	38.9	41.9
24/12/2023	4:23	38.4	41.4			41.1	44.1	37.2	40.2
24/12/2023	4:28	40.8	43.8			41.8	44.8	38.7	41.7
24/12/2023	4:33	39.1	42.1	42.4		41.9	44.9	37.9	40.9
24/12/2023	4:38	38.2	41.2			42.4	45.4	37.4	40.4
24/12/2023	4:43	40.6	43.6		42.6	40.0	43.0	37.6	40.6
24/12/2023	4:48	40.9	43.9	42.9		41.6	44.6	38.7	41.7
24/12/2023	4:53	39.7	42.7			39.6	42.6	38.2	41.2
24/12/2023	4:58	38.7	41.7			42.9	45.9	39.3	42.3
24/12/2023	5:03	40.1	43.1	42.1		42.1	45.1	38.9	41.9
24/12/2023	5:08	38.9	41.9			41.7	44.7	36.2	39.2
24/12/2023	5:13	37.9	40.9		42.7	41.9	44.9	37.3	40.3
24/12/2023	5:18	40.5	43.5	43.3		41.8	44.8	36.3	39.3
24/12/2023	5:23	40.3	43.3			40.7	43.7	37.7	40.7
24/12/2023	5:28	40.2	43.2			42.3	45.3	38.6	41.6
24/12/2023	5:33	40.3	43.3	42.2		40.7	43.7	37.6	40.6
24/12/2023	5:38	39.0	42.0			41.3	44.3	38.0	41.0
24/12/2023	5:43	37.9	40.9		43.1	40.6	43.6	36.1	39.1
24/12/2023	5:48	40.7	43.7	43.9		41.9	44.9	36.5	39.5
24/12/2023	5:53	40.5	43.5			40.6	43.6	38.6	41.6
24/12/2023	5:58	41.5	44.5			45.4	48.4	39.0	42.0
24/12/2023	6:03	39.3	42.3	43.5		42.4	45.4	39.1	42.1
24/12/2023	6:08	40.0	43.0			43.8	46.8	39.7	42.7
24/12/2023	6:13	41.7	44.7		43.9	44.9	47.9	37.9	40.9
24/12/2023	6:18	41.4	44.4	44.2		42.6	45.6	39.4	42.4
24/12/2023	6:23	39.3	42.3			42.8	45.8	39.4	42.4
24/12/2023	6:28	42.4	45.4			43.7	46.7	40.5	43.5
24/12/2023	6:33	42.4	45.4	45.3		43.6	46.6	38.1	41.1
24/12/2023	6:38	42.9	45.9			43.8	46.8	38.1	41.1
24/12/2023	6:43	41.5	44.5		44.5	42.6	45.6	40.1	43.1
24/12/2023	6:48	40.5	43.5	43.6		44.7	47.7	38.3	41.3
24/12/2023	6:53	41.0	44.0			44.5	47.5	38.1	41.1
24/12/2023	6:58	40.3	43.3			42.8	45.8	37.6	40.6
24/12/2023	23:03	38.2	41.2			42.4	45.4	37.6	40.6
24/12/2023	23:08	38.4	41.4	41.7		41.7	44.7	38.3	41.3
24/12/2023	23:13	39.4	42.4		42.6	41.2	44.2	37.2	40.2
24/12/2023	23:18	38.9	41.9			41.9	44.9	38.6	41.6
24/12/2023	23:23	41.1	44.1	43.4		42.2	45.2	36.7	39.7
24/12/2023	23:28	40.8	43.8			42.5	45.5	38.2	41.2
24/12/2023	23:33	40.7	43.7			41.2	44.2	36.4	39.4
24/12/2023	23:38	40.1	43.1	42.8		42.9	45.9	37.3	40.3
24/12/2023	23:43	38.3	41.3		42.7	40.6	43.6	36.6	39.6
24/12/2023	23:48	39.4	42.4			42.3	45.3	38.7	41.7
24/12/2023	23:53	40.0	43.0	42.7		40.9	43.9	37.7	40.7
24/12/2023	23:58	39.6	42.6			42.6	45.6	38.6	41.6
			Mean	42.7	42.8				
			Maximum	45.3	44.5				
			Minimum	41.2	41.8				

Date	Start Time	Leq (5mins)	Leq (5mins)	Leq (15mins)	Leq (30mins)	L10 (5mins)	L10 (5mins)*	L90 (5mins)	L90 (5mins)
25/12/2023	0:03	38.5	41.5			40.1	43.1	36.6	39.6
25/12/2023	0:08	37.7	40.7	41.6		40.3	43.3	36.5	39.5
25/12/2023	0:13	39.5	42.5		42.4	40.1	43.1	37.8	40.8
25/12/2023	0:18	38.8	41.8			40.3	43.3	37.2	40.2
25/12/2023	0:23	40.7	43.7	43.0		42.5	45.5	37.5	40.5
25/12/2023	0:28	40.2	43.2			42.2	45.2	37.3	40.3
25/12/2023	0:33	39.7	42.7			42.0	45.0	39.0	42.0
25/12/2023	0:38	40.0	43.0	42.6		41.9	44.9	36.5	39.5
25/12/2023	0:43	39.0	42.0		42.4	39.3	42.3	36.5	39.5
25/12/2023	0:48	38.8	41.8			40.5	43.5	38.4	41.4
25/12/2023	0:53	38.1	41.1	42.3		42.2	45.2	37.2	40.2
25/12/2023	0:58	40.6	43.6			42.4	45.4	37.3	40.3
25/12/2023	1:03	39.1	42.1			41.6	44.6	38.5	41.5
25/12/2023	1:08	40.9	43.9	42.5		41.0	44.0	37.1	40.1
25/12/2023	1:13	38.0	41.0		42.7	38.9	41.9	35.8	38.8
25/12/2023	1:18	40.0	43.0			40.7	43.7	37.1	40.1
25/12/2023	1:23	38.7	41.7	43.0		39.7	42.7	36.9	39.9
25/12/2023	1:28	40.9	43.9			42.6	45.6	36.8	39.8
25/12/2023	1:33	38.5	41.5			41.8	44.8	36.7	39.7
25/12/2023	1:38	40.9	43.9	42.4		42.4	45.4	37.3	40.3
25/12/2023	1:43	39.3	41.3		42.1	41.1	44.1	38.2	41.2
25/12/2023	1:48	40.1	43.1			41.4	44.4	38.0	41.0
25/12/2023	1:53	38.0	41.0	41.8		42.0	45.0	36.9	39.9
25/12/2023	1:58	38.0	41.0			41.4	44.4	37.8	40.8
25/12/2023	2:03	40.1	43.1			42.4	45.4	37.0	40.0
25/12/2023	2:08	40.9	43.9	43.4		41.3	44.3	39.5	42.5
25/12/2023	2:13	40.1	43.1		43.2	42.6	45.6	36.9	39.9
25/12/2023	2:18	40.1	43.1			41.0	44.0	39.6	42.6
25/12/2023	2:23	39.3	42.3	42.9		41.3	44.3	36.4	39.4
25/12/2023	2:28	40.3	43.3			40.7	43.7	36.7	39.7
25/12/2023	2:33	39.9	42.9			40.8	43.8	38.2	41.2
25/12/2023	2:38	39.3	42.3	42.1		40.0	43.0	37.9	40.9
25/12/2023	2:43	37.8	40.8		42.3	41.8	44.8	36.2	39.2
25/12/2023	2:48	39.2	42.2	42.5		39.7	42.7	37.5	40.5
25/12/2023	2:53	40.8	43.8			41.0	44.0	37.8	40.8
25/12/2023	2:58	38.0	41.0			40.1	43.1	36.6	39.6
25/12/2023	3:03	38.9	41.9	42.7		41.9	44.9	36.2	39.2
25/12/2023	3:08	39.9	42.9		42.5	40.5	43.5	36.6	39.6
25/12/2023	3:13	40.1	43.1			41.7	44.7	39.7	42.7
25/12/2023	3:18	38.3	41.3	42.4		40.2	43.2	37.3	40.3
25/12/2023	3:23	39.8	42.8			41.3	44.3	39.0	42.0
25/12/2023	3:28	40.0	43.0			42.4	45.4	37.1	40.1
25/12/2023	3:33	39.9	42.9	42.9		41.7	44.7	37.4	40.4
25/12/2023	3:38	40.9	43.9		42.6	41.4	44.4	36.8	39.8
25/12/2023	3:43	38.7	41.7			41.7	44.7	36.7	39.7
25/12/2023	3:48	39.4	42.4	42.2		41.9	44.9	38.9	41.9
25/12/2023	3:53	39.8	42.8			42.9	45.9	36.9	39.9
25/12/2023	3:58	38.1	41.1			41.1	44.1	37.5	40.5
25/12/2023	4:03	39.5	42.5	42.5		41.5	44.5	36.6	39.6
25/12/2023	4:08	40.1	43.1			40.4	43.4	37.8	40.8
25/12/2023	4:13	38.9	41.9	42.7		41.3	44.3	38.1	41.1
25/12/2023	4:18	40.2	43.2			40.9	43.9	38.9	41.9
25/12/2023	4:23	39.8	42.8	42.9		41.1	44.1	37.2	40.2
25/12/2023	4:28	39.8	42.8			41.8	44.8	38.7	41.7
25/12/2023	4:33	38.1	41.1			41.9	44.9	37.9	40.9
25/12/2023	4:38	40.8	43.8	42.6		42.4	45.4	37.4	40.4
25/12/2023	4:43	39.5	42.5		42.8	40.0	43.0	37.6	40.6
25/12/2023	4:48	39.9	42.9	43.0		41.6	44.6	38.7	41.7
25/12/2023	4:53	39.1	42.1			39.6	42.6	38.2	41.2
25/12/2023	4:58	40.9	43.9			42.9	45.9	39.3	42.3
25/12/2023	5:03	39.0	42.0	42.2		42.1	45.1	38.9	41.9
25/12/2023	5:08	39.8	42.8			41.7	44.7	36.2	39.2
25/12/2023	5:13	38.6	41.6	42.5		41.9	44.9	37.3	40.3
25/12/2023	5:18	40.5	43.5			41.8	44.8	36.3	39.3
25/12/2023	5:23	39.5	42.5	42.8		40.7	43.7	37.7	40.7
25/12/2023	5:28	39.3	42.3			42.3	45.3	38.6	41.6
25/12/2023	5:33	38.8	41.8	42.3		40.7	43.7	37.6	40.6
25/12/2023	5:38	40.8	43.8			41.3	44.3	38.0	41.0
25/12/2023	5:43	37.7	40.7	43.1		40.6	43.6	36.1	39.1
25/12/2023	5:48	38.7	41.7			41.9	44.9	36.5	39.5
25/12/2023	5:53	39.8	42.8	43.7		40.6	43.6	38.6	41.6
25/12/2023	5:58	42.7	45.7			45.4	48.4	39.0	42.0
25/12/2023	6:03	40.2	43.2	44.0		42.4	45.4	39.1	42.1
25/12/2023	6:08	40.9	43.9			43.8	46.8	39.7	42.7
25/12/2023	6:13	41.8	44.8	44.6		44.9	47.9	37.9	40.9
25/12/2023	6:18	42.4	45.4			42.6	45.6	39.4	42.4
25/12/2023	6:23	42.2	45.2	45.1		42.8	45.8	39.4	42.4
25/12/

Station: TW M3

Remark: *For Free Field measurement, +3 dB(A) was added to the measured results.

Date	Start Time	Leq (5mins)	Leq (5mins)	Leq (15mins)	Leq (30mins)	L10 (5mins)	L10 (5mins)*	L90 (5mins)	L90 (5mins)*
26/12/2023	0:01	38.2	41.2			41.9	44.9	35.9	38.9
26/12/2023	0:06	38.7	41.7	42.5		42.0	45.0	36.0	39.0
26/12/2023	0:11	41.0	44.0		43.0	43.4	46.4	37.4	40.4
26/12/2023	0:16	41.1	44.1			43.9	46.9	37.3	40.3
26/12/2023	0:21	38.5	41.5	43.5		44.2	47.2	38.3	41.3
26/12/2023	0:26	41.3	44.3			43.3	46.3	39.0	42.0
26/12/2023	0:31	39.1	42.1			42.5	45.5	36.6	39.6
26/12/2023	0:36	41.2	44.2	43.3		42.7	45.7	36.9	39.9
26/12/2023	0:41	40.2	43.2		43.2	41.7	44.7	37.6	40.6
26/12/2023	0:46	40.4	43.4			44.6	47.6	38.2	41.2
26/12/2023	0:51	40.6	43.6	43.2		42.7	45.7	37.9	40.9
26/12/2023	0:56	39.4	42.4			41.7	44.7	37.2	40.2
26/12/2023	1:01	38.2	41.2			41.3	44.3	38.0	41.0
26/12/2023	1:06	40.9	43.9	43.2		42.7	45.7	38.7	41.7
26/12/2023	1:11	40.9	43.9		42.6	42.4	45.4	38.6	41.6
26/12/2023	1:16	39.9	42.9			41.2	44.2	36.4	39.4
26/12/2023	1:21	37.9	40.9	42.0		43.5	46.5	36.1	39.1
26/12/2023	1:26	38.9	41.9			42.4	45.4	37.9	40.9
26/12/2023	1:31	39.9	42.9			42.9	45.9	39.1	42.1
26/12/2023	1:36	37.8	40.8	42.3		40.5	43.5	36.8	39.8
26/12/2023	1:41	39.8	42.8		42.1	42.0	45.0	38.9	41.9
26/12/2023	1:46	39.2	42.2			41.8	44.8	37.3	40.3
26/12/2023	1:51	39.5	42.5	41.9		41.0	44.0	37.9	40.9
26/12/2023	1:56	37.9	40.9			39.8	42.8	37.2	40.2
26/12/2023	2:01	37.8	40.8			40.6	43.6	37.6	40.6
26/12/2023	2:06	40.4	43.4	42.4		40.7	43.7	37.2	40.2
26/12/2023	2:11	39.7	42.7		42.6	41.6	44.6	37.9	40.9
26/12/2023	2:16	39.5	42.5	42.8		40.9	43.9	37.8	40.8
26/12/2023	2:21	40.2	43.2			42.4	45.4	39.4	42.4
26/12/2023	2:26	39.7	42.7			40.2	43.2	37.9	40.9
26/12/2023	2:31	38.8	41.8			40.8	43.8	35.9	38.9
26/12/2023	2:36	37.7	40.7	42.0		42.4	45.4	36.9	39.9
26/12/2023	2:41	40.1	43.1		41.9	41.3	44.3	38.0	41.0
26/12/2023	2:46	39.3	42.3	41.9		39.4	42.4	37.0	40.0
26/12/2023	2:51	38.9	41.9			42.4	45.4	38.6	41.6
26/12/2023	2:56	38.3	41.3			38.6	41.6	35.9	38.9
26/12/2023	3:01	38.4	41.4			39.7	42.7	37.0	40.0
26/12/2023	3:06	39.0	42.0	41.6		39.7	42.7	36.8	39.8
26/12/2023	3:11	38.4	41.4		41.8	41.6	44.6	37.5	40.5
26/12/2023	3:16	38.6	41.6			39.7	42.7	36.8	39.8
26/12/2023	3:21	40.2	43.2	42.0		40.8	43.8	37.2	40.2
26/12/2023	3:26	37.7	40.7			39.7	42.7	35.8	38.8
26/12/2023	3:31	39.6	42.6			41.3	44.3	37.9	40.9
26/12/2023	3:36	38.0	41.0	41.9		41.5	44.5	36.8	39.8
26/12/2023	3:41	39.0	42.0		42.0	42.3	45.3	37.4	40.4
26/12/2023	3:46	39.6	42.6			41.5	44.5	38.4	41.4
26/12/2023	3:51	38.8	41.8	42.0		41.1	44.1	36.8	39.8
26/12/2023	3:56	38.6	41.6			41.6	44.6	37.1	40.1
26/12/2023	4:01	38.0	41.0			39.7	42.7	36.7	39.7
26/12/2023	4:06	39.3	42.3	41.9		40.0	43.0	38.0	41.0
26/12/2023	4:11	39.3	42.3		42.1	40.2	43.2	38.2	41.2
26/12/2023	4:16	38.9	41.9			42.0	45.0	36.6	39.6
26/12/2023	4:21	38.5	41.5	42.2		38.7	41.7	36.5	39.5
26/12/2023	4:26	40.1	43.1			42.8	45.8	37.2	40.2
26/12/2023	4:31	39.4	42.4			42.2	45.2	37.9	40.9
26/12/2023	4:36	38.1	41.1	41.8		42.0	45.0	36.7	39.7
26/12/2023	4:41	38.8	41.8		42.3	40.4	43.4	37.7	40.7
26/12/2023	4:46	39.7	42.7	42.7		39.8	42.8	36.7	39.7
26/12/2023	4:51	40.6	43.6			41.0	44.0	38.8	41.8
26/12/2023	4:56	38.7	41.7			40.8	43.8	38.5	41.5
26/12/2023	5:01	40.8	43.8			42.8	45.8	36.8	39.8
26/12/2023	5:06	37.7	40.7	42.2		41.9	44.9	36.8	39.8
26/12/2023	5:11	38.3	41.3		41.9	40.3	43.3	37.8	40.8
26/12/2023	5:16	38.5	41.5	41.7		39.2	42.2	37.7	40.7
26/12/2023	5:21	38.3	41.3			39.2	42.2	36.7	39.7
26/12/2023	5:26	39.2	42.2			41.9	44.9	37.8	40.8
26/12/2023	5:31	38.3	41.3			40.5	43.5	38.1	41.1
26/12/2023	5:36	38.3	41.3	42.3		40.9	43.9	38.1	41.1
26/12/2023	5:41	40.8	43.8		42.4	42.7	45.7	37.1	40.1
26/12/2023	5:46	39.6	42.6	42.4		41.5	44.5	36.7	39.7
26/12/2023	5:51	38.1	41.1			40.5	43.5	37.7	40.7
26/12/2023	5:56	40.3	43.3			42.9	45.9	37.9	40.9
26/12/2023	6:01	40.1	43.1			40.8	43.8	38.3	41.3
26/12/2023	6:06	39.9	42.9	43.3		42.5	45.5	36.9	39.9
26/12/2023	6:11	40.8	43.8		43.0	42.4	45.4	38.0	41.0
26/12/2023	6:16	39.9	42.9	42.7		41.5	44.5	37.4	40.4
26/12/2023	6:21	38.1	41.1			42.3	45.3	37.7	40.7
26/12/2023	6:26	40.6	43.6			41.1	44.1	37.7	40.7
26/12/2023	6:31	39.9	42.9	42.1		40.2	43.2	38.3	41.3
26/12/2023	6:36	38.5	41.5			41.0	44.0	38.4	41.4
26/12/2023	6:41	38.9	41.9		41.9	41.7	44.7	38.5	41.5
26/12/2023	6:46	39.3	42.3			39.8	42.8	36.9	39.9
26/12/2023	6:51	38.2	41.2	41.5		40.1	43.1	37.2	40.2
26/12/2023	6:56	38.0	41.0			39.9	42.9	36.3	39.3
26/12/2023	23:01	42.9	45.9			46.0	49.0	40.6	43.6
26/12/2023	23:06	42.3	45.3	45.7		43.7	46.7	39.2	42.2
26/12/2023	23:11	43.0	46.0		45.6	45.4	48.4	40.9	43.9
26/12/2023	23:16	41.1	44.1			42.8	45.8	37.9	40.9
26/12/2023	23:21	43.4	46.4	45.4		45.7	48.7	37.4	40.4
26/12/2023	23:26	42.4	45.4			45.4	48.4	38.4	41.4
26/12/2023	23:31	42.0	45.0			44.5	47.5	39.9	42.9
26/12/2023	23:36	41.3	44.3	44.3		43.7	46.7	37.6	40.6
26/12/2023	23:41	40.3	43.3		44.6	46.0	49.0	38.9	41.9
26/12/2023	23:46	41.8	44.8			43.9	46.9	39.4	42.4
26/12/2023	23:51	42.6	45.6	44.8		45.2	48.2	40.9	43.9
26/12/2023	23:56	41.0	44.0			42.0	45.0	36.2	39.2
			Mean	42.7	42.7				
			Maximum	45.7	45.6				
			Minimum	41.5	41.8				

Date	Start Time	Leq (5mins)	Leq (5mins)	Leq (15mins)	Leq (30mins)	L10 (5mins)	L10 (5mins)	L90 (5mins)	L90 (5mins)
27/12/2023	0:01	38.7	41.7			40.9	43.9	36.1	39.1
27/12/2023	0:06	38.4	41.4	42.3		41.8	44.8	35.5	38.5
27/12/2023	0:11	40.5	43.5		42.9	43.5	46.5	38.5	41.5
27/12/2023	0:16	40.4	43.4			43.4	46.4	37.2	40.2
27/12/2023	0:21	40.2	43.2	43.5		41.3	44.3	35.4	38.4
27/12/2023	0:26	40.9	43.9			42.0	45.0	37.7	40.7
27/12/2023	0:31	40.7	43.7			43.2	46.2	38.4	41.4
27/12/2023	0:36	40.4	43.4	43.6		43.8	46.8	37.4	40.4
27/12/2023	0:41	40.6	43.6		43.3	43.1	46.1	37.9	40.9
27/12/2023	0:46	40.0	43.0			42.2	45.2	38.5	41.5
27/12/2023	0:51	40.6	43.6	43.0		42.0	45.0	38.2	41.2
27/12/2023	0:56	39.2	42.2			41.1	44.1	37.1	40.1
27/12/2023	1:01	40.0	43.0			41.6	44.6	37.3	40.3
27/12/2023	1:06	40.3	43.3	43.1		40.5	43.5	36.7	39.7
27/12/2023	1:11	39.9	42.9		43.0	41.7	44.7	36.8	39.8
27/12/2023	1:16	39.2	42.2			42.9	45.9	38.8	41.8
27/12/2023	1:21	40.2	43.2	42.9		42.7	45.7	38.0	41.0
27/12/2023	1:26	40.1	43.1			41.4	44.4	35.8	38.8
27/12/2023	1:31	39.8	42.8			42.3	45.3	36.6	39.6
27/12/2023	1:36	39.2	42.2	42.2		42.4	45.4	38.8	41.8
27/12/2023	1:41	38.4	41.4		42.0	41.4	44.4	37.4	40.4
27/12/2023	1:46	38.8	41.8	41.7		39.9	42.9	37.5	40.5
27/12/2023	1:51	38.5	41.5			41.4	44.4	36.5	39.5
27/12/2023	1:56	38.9	41.9			39.2	42.2	36.7	39.7
27/12/2023	2:01	40.6	43.6			42.7	45.7	36.4	39.4
27/12/2023	2:06	39.0	42.0	42.6		40.2	43.2	37.2	40.2
27/12/2023	2:11	39.1	42.1		43.1	39.4	42.4	36.3	39.3
27/12/2023	2:16	40.8	43.8	43.5		42.7	45.7	38.1	41.1
27/12/2023	2:21	40.0	43.0			41.1	44.1	38.3	41.3
27/12/2023	2:26	40.8	43.8			41.4	44.4	38.7	41.7
27/12/2023	2:31	40.9	43.9	42.5		41.3	44.3	38.1	41.1
27/12/2023	2:36	38.2	41.2		42.7	42.0	45.0	36.8	39.8
27/12/2023	2:41	38.9	41.9			39.8	42.8	36.7	39.7
27/12/2023	2:46	40.3	43.3	42.8		40.6	43.6	37.3	40.3
27/12/2023	2:51	40.1	43.1			41.9	44.9	39.2	42.2
27/12/2023	2:56	39.0	42.0			41.0	44.0	36.8	39.8
27/12/2023	3:01	39.2	42.2			42.2	45.2	36.9	39.9
27/12/2023	3:06	40.0	43.0	42.2		41.4	44.4	38.3	41.3
27/12/2023	3:11	38.3	41.3		41.8	42.9	45.9	36.2	39.2
27/12/2023	3:16	38.1	41.1			40.7	43.7	37.6	40.6
27/12/2023	3:21	38.9	41.9	41.3		41.1	44.1	38.5	41.5
27/12/2023	3:26	37.9	40.9			39.8	42.8	36.2	39.2
27/12/2023	3:31	39.1	42.1			40.7	43.7	38.4	41.4
27/12/2023	3:36	40.6	43.6	43.0		42.6	45.6	37.3	40.3
27/12/2023	3:41	40.3	43.3		42.7	41.2	44.2	39.2	42.2
27/12/2023	3:46	38.0	41.0			39.3	42.3	37.0	40.0
27/12/2023	3:51	40.4	43.4	42.2		40.5	43.5	37.0	40.0
27/12/2023	3:56	38.9	41.9			40.8	43.8	36.9	39.9
27/12/2023	4:01	38.6	41.6			41.3	44.3	36.9	39.9
27/12/2023	4:06	39.5	42.5	42.5		42.5	45.5	36.5	39.5
27/12/2023	4:11	40.3	43.3		42.5	42.3	45.3	39.7	42.7
27/12/2023	4:16	39.7	42.7			41.2	44.2	37.9	40.9
27/12/2023	4:21	38.4	41.4	42.6		41.6	44.6	37.1	40.1
27/12/2023	4:26	40.4	43.4			40.9	43.9	38.5	41.5
27/12/2023	4:31	37.9	40.9			41.8	44.8	36.2	39.2
27/12/2023	4:36	38.1	41.1	41.2		41.6	44.6	36.4	39.4
27/12/2023	4:41	38.5	41.5		41.9	39.5	42.5	37.6	40.6
27/12/2023	4:46	38.6	41.6	42.4		41.1	44.1	35.9	38.9
27/12/2023	4:51	40.2	43.2			42.3	45.3	39.4	42.4
27/12/2023	4:56	39.4	42.4			41.8	44.8	37.5	40.5
27/12/2023	5:01	39.5	42.5	42.6		41.4	44.4	38.5	41.5
27/12/2023	5:06	40.6	43.6			41.5	44.5	36.8	39.8
27/12/2023	5:11	38.5	41.5		43.0	40.6	43.6	37.8	40.8
27/12/2023	5:16	40.1	43.1	43.3		40.8	43.8	38.9	41.9
27/12/2023	5:21	40.7	43.7			41.5	44.5	39.2	42.2
27/12/2023	5:26	40.1	43.1			40.8	43.8	38.3	41.3
27/12/2023	5:31	37.8	40.8			40.9	43.9	36.4	39.4
27/12/2023	5:36	38.5	41.5	42.0		40.9	43.9	38.1	41.1
27/12/2023	5:41	40.4	43.4		41.7	42.3	45.3	38.8	41.8
27/12/2023	5:46	37.8	40.8	41.4		41.7	44.7	35.6	38.6
27/12/2023	5:51	38.2	41.2			41.4	44.4	36.2	39.2
27/12/2023	5:56	39.0	42.0			42.3	45.3	36.6	39.6
27/12/2023	6:01	38.7	41.7			40.2	43.2	36.7	39.7
27/12/2023	6:06	38.5	41.5	41.3		40.3	43.3	37.5	40.5
27/12/2023	6:11	37.7	40.7		41.8	41.4	44.4	35.3	38.3
27/12/2023	6:16	37.9	40.9	42.2		39.1	42.1	37.0	40.0
27/12/2023	6:21	40.1	43.1			40.6	43.6	38.1	41.1
27/12/2023	6:26	39.4	42.4			39.8	42.8	37.0	40.0
27/12/2023	6:31	39.2	42.2	41.5		41.9	44.9	37.3	40.3
27/12/2023	6:36	38.1	41.1			39.4	42.4	36.8	39.8
27/12/2023	6:41	38.1	41.1		42.2	41.5	44.5	36.9	39.9
27/12/2023	6:46	40.4	43.4	42.9		42.6	45.6	37.4	40.4
27/12/2023	6:51	39.6	42.6			41.3	44.3	36.9	39.9
27/12/2023	6:56	39.5	42.5			41.8	44.8	36.0	39.0
27/12/2023	23:01	41.9	44.9			43.9	46.9	38.9	41.9
27/12/2023	23:06	42.2	45.2	44.9		44.1	47.1	39.0	42.0
27/12/2023	23:11	41.7	44.7		45.5	43.8	46.8	38.8	41.8
27/12/2023	23:16	43.4	46.4			46.5	49.5	40.0	43.0
27/12/2023	23:21	41.8	44.8	46.0		43.9	46.9	38.9	41.9
27/12/2023	23:26	43.5	46.5			46.7	49.7	41.6	44.6
27/12/2023	23:31	40.7	43.7			43.6	46.6	38.1	41.1
27/12/2023	23:36	42.8	45.8	44.7		45.0	48.0	40.0	43.0
27/12/2023	23:41	41.3	44.3		44.5	43.5	46.5	39.4	42.4
27/12/2023	23:46	41.2	44.2			44.5	47.5	38.5	41.5
27/12/2023	23:51	40.5	43.5	44.4		43.4	46.4	37.9	40.9
27/12/2023	23:56	42.3	45.3			44.2	47.2	39.5	42.5
			Mean	42.8	42.8				
			Maximum	46.0	45.5				
			Minimum	41.2	41.7				

Date	Start Time	Leq (5mins)	Leq (5mins)	Leq (15mins)	Leq (30mins)	L10 (5mins)	L10 (5mins)*	L90 (5mins)	L90 (5mins)*
28/12/2023	0:01	39.1	42.1			41.7	44.7	35.7	38.7
28/12/2023	0:06	38.6	41.6	41.9		41.3	44.3	35.2	38.2
28/12/2023	0:11	39.1	42.1		42.8	42.2	45.2	36.8	39.8
28/12/2023	0:16	40.5	43.5			42.7	45.7	38.1	41.1
28/12/2023	0:21	40.5	43.5	43.6		42.6	45.6	37.3	40.3
28/12/2023	0:26	40.7	43.7			42.8	45.8	37.3	40.3
28/12/2023	0:31	40.8	43.8			43.2	46.2	38.5	41.5
28/12/2023	0:36	38.3	41.3	42.8		41.5	44.5	34.9	37.9
28/12/2023	0:41	40.0	43.0		43.0	41.9	44.9	37.0	40.0
28/12/2023	0:46	41.4	44.4			44.0	47.0	38.0	41.0
28/12/2023	0:51	38.5	41.5	43.2		39.9	42.9	36.2	39.2
28/12/2023	0:56	40.2	43.2			43.1	46.1	37.5	40.5
28/12/2023	1:01	39.7	42.7			41.8	44.8	37.0	40.0
28/12/2023	1:06	40.4	43.4	42.7		42.1	45.1	39.0	42.0
28/12/2023	1:11	38.8	41.8		42.3	40.6	43.6	36.2	39.2
28/12/2023	1:16	38.3	41.3			40.6	43.6	36.9	39.9
28/12/2023	1:21	38.8	41.8	42.0		41.0	44.0	36.3	39.3
28/12/2023	1:26	39.7	42.7			42.6	45.6	37.5	40.5
28/12/2023	1:31	39.2	42.2	41.9		41.6	44.6	36.7	39.7
28/12/2023	1:36	38.5	41.5		41.6	40.2	43.2	36.4	39.4
28/12/2023	1:41	38.9	41.9			41.0	44.0	37.4	40.4
28/12/2023	1:46	38.1	41.1	41.4		39.8	42.8	36.7	39.7
28/12/2023	1:51	39.2	42.2			40.6	43.6	37.3	40.3
28/12/2023	1:56	37.7	40.7			39.6	42.6	36.3	39.3
28/12/2023	2:01	39.7	42.7	42.3		40.9	43.9	37.6	40.6
28/12/2023	2:06	38.8	41.8			39.7	42.7	37.4	40.4
28/12/2023	2:11	39.4	42.4		42.2	40.5	43.5	37.7	40.7
28/12/2023	2:16	38.1	41.1	42.1		39.7	42.7	36.0	39.0
28/12/2023	2:21	38.9	41.9			41.0	44.0	37.4	40.4
28/12/2023	2:26	40.0	43.0			41.0	44.0	38.0	41.0
28/12/2023	2:31	37.8	40.8			39.3	42.3	36.3	39.3
28/12/2023	2:36	39.3	42.3	42.1		40.6	43.6	38.3	41.3
28/12/2023	2:41	39.9	42.9		42.0	41.3	44.3	37.9	40.9
28/12/2023	2:46	39.3	42.3	42.0		41.2	44.2	37.4	40.4
28/12/2023	2:51	39.1	42.1			40.0	43.0	37.5	40.5
28/12/2023	2:56	38.5	41.5			40.6	43.6	37.3	40.3
28/12/2023	3:01	39.8	42.8	42.0		40.9	43.9	38.0	41.0
28/12/2023	3:06	38.3	41.3			39.6	42.6	37.1	40.1
28/12/2023	3:11	38.9	41.9	41.8		40.8	43.8	36.8	39.8
28/12/2023	3:16	39.3	42.3			40.9	43.9	38.1	41.1
28/12/2023	3:21	38.1	41.1	41.6		40.2	43.2	36.3	39.3
28/12/2023	3:26	38.3	41.3			39.4	42.4	36.3	39.3
28/12/2023	3:31	38.1	41.1	42.2		39.9	42.9	36.8	39.8
28/12/2023	3:36	39.3	42.3			41.2	44.2	37.8	40.8
28/12/2023	3:41	40.0	43.0		42.6	41.2	44.2	38.5	41.5
28/12/2023	3:46	39.7	42.7	42.9		41.0	44.0	38.6	41.6
28/12/2023	3:51	40.9	43.9			41.6	44.6	39.4	42.4
28/12/2023	3:56	39.0	42.0			40.0	43.0	37.9	40.9
28/12/2023	4:01	39.4	42.4	42.2		40.4	43.4	37.7	40.7
28/12/2023	4:06	39.8	42.8			41.0	44.0	38.2	41.2
28/12/2023	4:11	38.3	41.3	42.1		39.2	42.2	37.0	40.0
28/12/2023	4:16	38.4	41.4			39.3	42.3	37.4	40.4
28/12/2023	4:21	38.7	41.7	42.0		39.6	42.6	37.8	40.8
28/12/2023	4:26	39.7	42.7			40.5	43.5	38.4	41.4
28/12/2023	4:31	40.4	43.4	42.8		41.1	44.1	38.9	41.9
28/12/2023	4:36	38.1	41.1			39.6	42.6	36.7	39.7
28/12/2023	4:41	40.5	43.5		42.5	41.9	44.9	39.3	42.3
28/12/2023	4:46	39.1	42.1	42.1		39.8	42.8	38.0	41.0
28/12/2023	4:51	38.1	41.1			39.7	42.7	37.2	40.2
28/12/2023	4:56	39.9	42.9			41.0	44.0	38.5	41.5
28/12/2023	5:01	38.7	41.7	41.7		40.2	43.2	37.6	40.6
28/12/2023	5:06	39.2	42.2			40.5	43.5	38.0	41.0
28/12/2023	5:11	38.3	41.3	41.7		39.9	42.9	37.2	40.2
28/12/2023	5:16	39.8	42.8			40.6	43.6	39.1	42.1
28/12/2023	5:21	37.9	40.9	41.6		39.7	42.7	36.4	39.4
28/12/2023	5:26	38.3	41.3			39.6	42.6	37.6	40.6
28/12/2023	5:31	39.5	42.5	42.4		40.2	43.2	38.6	41.6
28/12/2023	5:36	37.9	40.9			38.7	41.7	36.3	39.3
28/12/2023	5:41	38.3	41.3			40.1	43.1	37.1	40.1
28/12/2023	5:46	40.3	43.3	43.1		41.0	44.0	39.5	42.5
28/12/2023	5:51	40.4	43.4			41.8	44.8	39.7	42.7
28/12/2023	5:56	39.7	42.7			40.5	43.5	38.9	41.9
28/12/2023	6:01	38.4	41.4	42.1		39.7	42.7	36.6	39.6
28/12/2023	6:06	40.1	43.1			41.1	44.1	38.3	41.3
28/12/2023	6:11	38.7	41.7	42.4		40.3	43.3	37.0	40.0
28/12/2023	6:16	39.9	42.9			41.5	44.5	38.3	41.3
28/12/2023	6:21	40.1	43.1	42.6		41.7	44.7	39.4	42.4
28/12/2023	6

Station: TW M3

Remark: *For Free Field measurement, +3 dB(A) was added to the measured results.

Date	Start Time	Leq (5mins)	Leq (5mins)	Leq (15mins)	Leq (30mins)	L10 (5mins)	L10 (5mins)	L90 (5mins)	L90 (5mins)
29/12/2023	0:01	41.4	44.4			43.9	46.9	39.4	42.4
29/12/2023	0:06	41.2	44.2	44.2		44.2	47.2	39.1	42.1
29/12/2023	0:11	40.9	43.9		43.7	43.7	46.7	38.3	41.3
29/12/2023	0:16	39.8	42.8			42.1	45.1	37.3	40.3
29/12/2023	0:21	40.7	43.7	43.2		44.0	47.0	37.6	40.6
29/12/2023	0:26	40.0	43.0			42.8	45.8	36.6	39.6
29/12/2023	0:31	39.8	42.8			42.3	45.3	36.7	39.7
29/12/2023	0:36	38.3	41.3	41.9		41.3	44.3	35.8	38.8
29/12/2023	0:41	38.6	41.6		42.6	40.4	43.4	37.1	40.1
29/12/2023	0:46	41.1	44.1			43.3	46.3	39.6	42.6
29/12/2023	0:51	40.6	43.6	43.2		42.7	45.7	38.0	41.0
29/12/2023	0:56	38.3	41.3			40.7	43.7	36.7	39.7
29/12/2023	1:01	39.4	42.4			42.0	45.0	37.6	40.6
29/12/2023	1:06	40.0	43.0	43.0		42.9	45.9	37.6	40.6
29/12/2023	1:11	40.5	43.5		42.6	43.3	46.3	38.8	41.8
29/12/2023	1:16	37.9	40.9			39.4	42.4	35.0	38.0
29/12/2023	1:21	39.2	42.2	42.2		41.9	44.9	37.2	40.2
29/12/2023	1:26	40.1	43.1			42.1	45.1	38.4	41.4
29/12/2023	1:31	39.0	42.0			39.9	42.9	37.8	40.8
29/12/2023	1:36	40.2	43.2	42.5		41.5	44.5	38.3	41.3
29/12/2023	1:41	39.2	42.2		42.5	40.6	43.6	37.5	40.5
29/12/2023	1:46	38.5	41.5			39.5	42.5	37.2	40.2
29/12/2023	1:51	39.0	42.0	42.5		40.0	43.0	37.6	40.6
29/12/2023	1:56	40.8	43.8			41.9	44.9	39.2	42.2
29/12/2023	2:01	38.5	41.5			40.6	43.6	37.4	40.4
29/12/2023	2:06	39.0	42.0	42.2		40.0	43.0	36.9	39.9
29/12/2023	2:11	39.9	42.9		41.8	40.8	43.8	38.3	41.3
29/12/2023	2:16	37.9	40.9			40.0	43.0	36.3	39.3
29/12/2023	2:21	38.2	41.2	41.4		39.7	42.7	36.4	39.4
29/12/2023	2:26	39.0	42.0			40.8	43.8	38.0	41.0
29/12/2023	2:31	38.3	41.3			39.7	42.7	37.0	40.0
29/12/2023	2:36	39.8	42.8	41.7		41.7	44.7	38.2	41.2
29/12/2023	2:41	37.9	40.9		42.4	39.1	42.1	36.4	39.4
29/12/2023	2:46	40.6	43.6	43.0		42.7	45.7	39.7	42.7
29/12/2023	2:51	38.3	41.3			39.4	42.4	37.0	40.0
29/12/2023	2:56	40.8	43.8			42.9	45.9	38.7	41.7
29/12/2023	3:01	38.9	41.9			40.5	43.5	37.0	40.0
29/12/2023	3:06	40.7	43.7	43.3		42.1	45.1	39.4	42.4
29/12/2023	3:11	40.9	43.9		43.0	42.7	45.7	39.9	42.9
29/12/2023	3:16	40.1	43.1			42.0	45.0	38.4	41.4
29/12/2023	3:21	40.3	43.3	42.8		41.6	44.6	39.1	42.1
29/12/2023	3:26	38.8	41.8			40.4	43.4	37.8	40.8
29/12/2023	3:31	40.0	43.0			41.4	44.4	38.2	41.2
29/12/2023	3:36	39.3	42.3	42.5		40.4	43.4	37.7	40.7
29/12/2023	3:41	39.1	42.1		42.0	40.5	43.5	38.4	41.4
29/12/2023	3:46	38.8	41.8			40.1	43.1	37.0	40.0
29/12/2023	3:51	38.4	41.4	41.4		39.8	42.8	36.8	39.8
29/12/2023	3:56	38.0	41.0			38.8	41.8	37.0	40.0
29/12/2023	4:01	39.5	42.5			40.3	43.3	38.3	41.3
29/12/2023	4:06	40.7	43.7	43.2		42.1	45.1	39.3	42.3
29/12/2023	4:11	40.2	43.2		42.9	40.9	43.9	38.8	41.8
29/12/2023	4:16	40.6	43.6			41.8	44.8	39.6	42.6
29/12/2023	4:21	39.1	42.1	42.6		40.5	43.5	37.3	40.3
29/12/2023	4:26	38.8	41.8			40.4	43.4	38.1	41.1
29/12/2023	4:31	38.4	41.4			39.7	42.7	36.7	39.7
29/12/2023	4:36	39.8	42.8	41.8		40.6	43.6	38.4	41.4
29/12/2023	4:41	38.1	41.1		41.7	38.8	41.8	37.3	40.3
29/12/2023	4:46	38.0	41.0			39.4	42.4	36.7	39.7
29/12/2023	4:51	38.3	41.3	41.6		40.0	43.0	37.4	40.4
29/12/2023	4:56	39.3	42.3			40.3	43.3	38.4	41.4
29/12/2023	5:01	38.8	41.8			39.6	42.6	37.0	40.0
29/12/2023	5:06	40.3	43.3	42.1		41.2	44.2	39.1	42.1
29/12/2023	5:11	37.8	40.8		42.1	39.4	42.4	37.1	40.1
29/12/2023	5:16	39.9	42.9			41.5	44.5	38.6	41.6
29/12/2023	5:21	38.0	41.0	42.1		39.6	42.6	36.2	39.2
29/12/2023	5:26	39.3	42.3			40.6	43.6	38.1	41.1
29/12/2023	5:31	37.7	40.7			38.7	41.7	36.4	39.4
29/12/2023	5:36	38.6	41.6	41.3		40.2	43.2	37.4	40.4
29/12/2023	5:41	38.6	41.6		41.8	40.4	43.4	37.8	40.8
29/12/2023	5:46	39.0	42.0	42.2		40.0	43.0	38.1	41.1
29/12/2023	5:51	40.2	43.2			40.9	43.9	39.1	42.1
29/12/2023	5:56	38.3	41.3			40.1	43.1	37.3	40.3
29/12/2023	6:01	38.5	41.5			39.9	42.9	37.0	40.0
29/12/2023	6:06	40.5	43.5	43.1		41.9	44.9	39.5	42.5
29/12/2023	6:11	40.9	43.9		42.6	41.8	44.8	39.6	42.6
29/12/2023	6:16	38.5	41.5			39.8	42.8	36.8	39.8
29/12/2023	6:21	39.9	42.9	42.0		41.3	44.3	38.3	41.3
29/12/2023	6:26	38.4	41.4			39.7	42.7	36.6	39.6
29/12/2023	6:31	38.4	41.4			39.3	42.3	37.1	40.1
29/12/2023	6:36	39.9	42.9	42.1		41.3	44.3	39.0	42.0
29/12/2023	6:41	38.8	41.8		42.3	40.5	43.5	37.9	40.9
29/12/2023	6:46	38.1	41.1			39.7	42.7	36.4	39.4
29/12/2023	6:51	40.7	43.7	42.4		41.9	44.9	39.3	42.3
29/12/2023	6:56	39.1	42.1			40.8	43.8	38.3	41.3
29/12/2023	23:04	42.0	45.0			44.4	47.4	39.6	42.6
29/12/2023	23:09	40.9	43.9	45.4		43.1	46.1	37.8	40.8
29/12/2023	23:14	43.7	46.7		44.8	45.8	48.8	40.5	43.5
29/12/2023	23:19	40.6	43.6			43.7	46.7	37.8	40.8
29/12/2023	23:24	42.3	45.3	44.3		45.7	48.7	39.4	42.4
29/12/2023	23:29	40.7	43.7			43.0	46.0	38.5	41.5
29/12/2023	23:34	42.0	45.0			44.9	47.9	40.0	43.0
29/12/2023	23:39	43.7	46.7	45.7		46.4	49.4	40.7	43.7
29/12/2023	23:44	42.1	45.1		44.6	45.3	48.3	38.7	41.7
29/12/2023	23:49	39.1	42.1			42.1	45.1	36.6	39.6
29/12/2023	23:54	40.9	43.9	43.2		43.8	46.8	38.6	41.6
29/12/2023	23:59	40.4	43.4			43.2	46.2	38.0	41.0
			Mean	42.7	42.7				
			Maximum	45.7	44.8				
			Minimum	41.3	41.7				

Date	Start Time	Leq (5mins)	Leq (5mins)	Leq (15mins)	Leq (30mins)	L10 (5mins)	L10 (5mins)*	L90 (5mins)	L90 (5mins)*
30/12/2023	0:04	38.8	41.8			41.3	44.3	35.5	38.5
30/12/2023	0:09	41.4	44.4	43.3		43.6	46.6	38.3	41.3
30/12/2023	0:14	40.3	43.3		43.2	42.6	45.6	38.1	41.1
30/12/2023	0:19	40.4	43.4			43.3	46.3	37.3	40.3
30/12/2023	0:24	38.5	41.5	43.0		41.9	44.9	36.1	39.1
30/12/2023	0:29	40.8	43.8			44.2	47.2	38.4	41.4
30/12/2023	0:34	40.5	43.5			43.4	46.4	37.6	40.6
30/12/2023	0:39	40.5	43.5	43.8		43.0	46.0	38.1	41.1
30/12/2023	0:44	41.3	44.3		43.5	43.9	46.9	38.9	41.9
30/12/2023	0:49	39.0	42.0			40.6	43.6	36.2	39.2
30/12/2023	0:54	41.2	44.2	43.2		43.6	46.6	39.7	42.7
30/12/2023	0:59	40.0	43.0			42.3	45.3	37.2	40.2
30/12/2023	1:04	39.8	42.8			42.4	45.4	38.0	41.0
30/12/2023	1:09	38.1	41.1	41.8		39.5	42.5	35.9	38.9
30/12/2023	1:14	38.2	41.2		41.8	40.6	43.6	35.3	38.3
30/12/2023	1:19	39.4	42.4			42.1	45.1	37.1	40.1
30/12/2023	1:24	38.9	41.9	41.8		40.1	43.1	36.9	39.9
30/12/2023	1:29	37.9	40.9			39.6	42.6	36.8	39.8
30/12/2023	1:34	38.2	41.2			39.6	42.6	37.0	40.0
30/12/2023	1:39	39.1	42.1	41.5		40.0	43.0	37.3	40.3
30/12/2023	1:44	38.2	41.2		41.6	39.9	42.9	36.5	39.5
30/12/2023	1:49	38.6	41.6			40.0	43.0	36.6	39.6
30/12/2023	1:54	37.9	40.9	41.8		39.9	42.9	35.8	38.8
30/12/2023	1:59	39.6	42.6			41.4	44.4	37.7	40.7
30/12/2023	2:04	39.4	42.4			41.5	44.5	37.5	40.5
30/12/2023	2:09	38.2	41.2	42.1		39.9	42.9	36.7	39.7
30/12/2023	2:14	39.7	42.7		42.1	41.8	44.8	38.2	41.2
30/12/2023	2:19	39.2	42.2			41.1	44.1	37.4	40.4
30/12/2023	2:24	39.9	42.9	42.1		40.9	43.9	38.0	41.0
30/12/2023	2:29	38.1	41.1			40.1	43.1	36.9	39.9
30/12/2023	2:34	38.0	41.0			39.1	42.1	36.0	39.0
30/12/2023	2:39	37.8	40.8	41.0		39.1	42.1	35.8	38.8
30/12/2023	2:44	38.3	41.3		42.0	40.3	43.3	37.1	40.1
30/12/2023	2:49	40.2	43.2	42.7		42.1	45.1	38.5	41.5
30/12/2023	2:54	40.0	43.0			41.9	44.9	38.3	41.3
30/12/2023	2:59	38.8	41.8			39.9	42.9	37.0	40.0
30/12/2023	3:04	40.4	43.4	43.3		41.4	44.4	38.5	41.5
30/12/2023	3:09	39.8	42.8			41.8	44.8	38.2	41.2
30/12/2023	3:14	40.7	43.7		43.0	42.0	45.0	39.0	42.0
30/12/2023	3:19	40.2	43.2	42.6		42.3	45.3	38.4	41.4
30/12/2023	3:24	37.8	40.8			39.0	42.0	36.6	39.6
30/12/2023	3:29	40.4	43.4			42.0	45.0	39.3	42.3
30/12/2023	3:34	39.4	42.4	41.6		40.2	43.2	37.7	40.7
30/12/2023	3:39	38.0	41.0		42.3	38.7	41.7	36.7	39.7
30/12/2023	3:44	38.4	41.4			40.1	43.1	36.7	39.7
30/12/2023	3:49	40.7	43.7	43.0		41.8	44.8	39.6	42.6
30/12/2023	3:54	39.0	42.0			39.8	42.8	37.9	40.9
30/12/2023	3:59	40.0	43.0			41.2	44.2	38.8	41.8
30/12/2023	4:04	38.8	41.8	42.0		40.6	43.6	38.1	41.1
30/12/2023	4:09	39.0	42.0			40.5	43.5	38.0	41.0
30/12/2023	4:14	39.2	42.2		42.0	40.8	43.8	38.3	41.3
30/12/2023	4:19	38.2	41.2	42.0		39.6	42.6	36.6	39.6
30/12/2023	4:24	40.0	43.0			40.8	43.8	39.1	42.1
30/12/2023	4:29	38.6	41.6			39.5	42.5	37.7	40.7
30/12/2023	4:34	37.7	40.7	41.3		38.6	41.6	36.7	39.7
30/12/2023	4:39	37.9	40.9		42.6	39.1	42.1	36.8	39.8
30/12/2023	4:44	39.2	42.2			40.3	43.3	38.4	41.4
30/12/2023	4:49	40.9	43.9	43.5		42.3	45.3	40.1	43.1
30/12/2023	4:54	40.3	43.3			42.1	45.1	38.9	41.9
30/12/2023	4:59	40.4	43.4			41.9	44.9	38.7	41.7
30/12/2023	5:04	39.7	42.7	42.9		41.3	44.3	38.2	41.2
30/12/2023	5:09	39.7	42.7			41.2	44.2	38.7	41.7
30/12/2023	5:14	40.3	43.3	43.5	43.2	41.6	44.6	39.3	42.3
30/12/2023	5:19	40.8	43.8			42.1	45.1	39.5	42.5
30/12/2023	5:24	40.3	43.3			41.0	44.0	39.5	42.5
30/12/2023	5:29	40.4	43.4			41.6	44.6	39.0	42.0
30/12/2023	5:34	39.9	42.9	42.4		40.9	43.9	39.1	42.1
30/12/2023	5:39	38.5	41.5		42.2	40.0	43.0	36.7	39.7
30/12/2023	5:44	39.7	42.7			41.2	44.2	38.8	41.8
30/12/2023	5:49	38.8	41.8	42.0		40.1	43.1	38.0	41.0
30/12/2023	5:54	37.9	40.9			38.9	41.9	36.1	39.1
30/12/2023	5:59	40.1	43.1			41.4	44.4	38.7	41.7
30/12/2023	6:04	40.5	43.5	43.1		42.2	45.2	39.7	42.7
30/12/2023	6:09	40.5	43.5		43.2	42.3	45.3	39.7	42.7
30/12/2023	6:14	39.1	42.1			39.9	42.9	38.4	41.4
30/12/2023	6:19	40.3	43.3	43.4		41.4	44.4	38.5	41.5
30/12/2023	6:24	40.4	43.4			42.2	45.2	39.2	42.2
30/12/2023	6:29	40.4	43.4			41.5	44.5	39.0	42.0
30/12/2023	6:34	38.5	41.5	42.1		39.6	42.6	36.7	39.7
30/12/2023	6:39	39.5	42.5		42.7	40.2	43.2	37.8	40.8
30/12/2023	6:44	39.2	42.2			40.2	43.2	37.6	40.6
30/12/2023	6:49	39.8	42.8	43.2		41.1	44.1	38.9	41.9
30/12/2023	6:54	39.9	42.9			40.8	43.8	38.5	41.5
30/12/2023	6:59	40.8	43.8			42.5	45.5	39.0	42.0
30/12/2023	23:04	42.3	45.3			45.6	48.6	40.2	43.2
30/12/2023	23:09	42.8	45.8	44.9		45.7	48.7	39.4	42.4
30/12/2023	23:14	40.4	43.4		45.3	43.3	46.3	38.1	41.1
30/12/2023	23:19	43.5	46.5			45.5	48.5	41.0	44.0
30/12/2023	23:24	42.6	45.6	45.7		45.5	48.5	39.9	42.9
30/12/2023	23:29	41.8	44.8			44.0	47.0	38.4	41.4
30/12/2023	23:34	41.1	44.1			43.9	46.9	38.2	41.2
30/12/2023	23:39	40.3	43.3	43.7		43.4	46.4	37.5	40.5
30/12/2023	23:44	40.7	43.7		44.1	43.5	46.5	38.2	41.2
30/12/2023	23:49	42.0	45.0			44.4	47.4	38.6	41.6
30/12/2023	23:54	41.8	44.8	44.5		44.0	47.0	39.2	42.2
30/12/2023	23:59	40.6	43.6			43.2	46.2	38.6	41.6
			Mean	42.8	42.8				
			Maximum	45.7	45.3				
			Minimum	41.0	41.6				

Date	Start Time	Leq (5mins)	Leq (5mins)	Leq (15mins)	Leq (30mins)	L10 (5mins)	L10 (5mins)	L90 (5mins)	L90 (5mins)*
31/12/2023	0:04	40.3	43.3			42.9	45.9	37.1	40.1
31/12/2023	0:09	38.7	41.7	43.2		41.2	44.2	36.2	39.2
31/12/2023	0:14	41.2	44.2		42.9	43.4	46.4	39.1	42.1
31/12/2023	0:19	41.4	44.4			43.5	46.5	38.2	41.2
31/12/2023	0:24	38.5	41.5	42.7		41.0	44.0	35.7	38.7
31/12/2023	0:29	38.5	41.5			40.4	43.4	35.1	38.1
31/12/2023	0:34	39.5	42.5			41.8	44.8	36.8	39.8
31/12/2023	0:39	40.2	43.2	42.9		43.1	46.1	37.8	40.8
31/12/2023	0:44	39.9	42.9		43.2	42.6	45.6	36.9	39.9
31/12/2023	0:49	40.4	43.4			42.2	45.2	38.5	41.5
31/12/2023	0:54	41.1	44.1	43.6		42.8	45.8	39.7	42.7
31/12/2023	0:59	40.2	43.2			42.2	45.2	38.0	41.0
31/12/2023	1:04	39.4	42.4			42.0	45.0	37.2	40.2
31/12/2023	1:09	38.7	41.7	43.0		40.1	43.1	35.8	38.8
31/12/2023	1:14	41.4	44.4		42.0	43.4	46.4	38.9	41.9
31/12/2023	1:19	37.7	40.7			39.4	42.4	35.4	38.4
31/12/2023	1:24	37.9	40.9	40.8		40.7	43.7	36.1	39.1
31/12/2023	1:29	37.8	40.8			39.3	42.3	35.7	38.7
31/12/2023	1:34	40.4	43.4			42.5	45.5	38.6	41.6
31/12/2023	1:39	39.5	42.5	42.5		41.2	44.2	37.4	40.4
31/12/2023	1:44	38.3	41.3		42.4	39.2	42.2	36.8	39.8
31/12/2023	1:49	38.7	41.7			40.6	43.6	37.1	40.1
31/12/2023	1:54	38.5	41.5	42.4		40.5	43.5	37.2	40.2
31/12/2023	1:59	40.6	43.6			42.1	45.1	39.1	42.1
31/12/2023	2:04	37.8	40.8			39.6	42.6	36.6	39.6
31/12/2023	2:09	40.6	43.6	42.2		42.4	45.4	39.3	42.3
31/12/2023	2:14	38.7	41.7		41.9	39.9	42.9	36.6	39.6
31/12/2023	2:19	39.6	42.6			41.1	44.1	38.0	41.0
31/12/2023	2:24	38.1	41.1	41.7		40.1	43.1	36.1	39.1
31/12/2023	2:29	38.2	41.2			40.0	43.0	37.0	40.0
31/12/2023	2:34	38.4	41.4			39.7	42.7	36.8	39.8
31/12/2023	2:39	38.0	41.0	42.1		39.3	42.3	36.8	39.8
31/12/2023	2:44	40.5	43.5		42.3	42.2	45.2	38.4	41.4
31/12/2023	2:49	37.9	40.9	42.4		39.8	42.8	36.2	39.2
31/12/2023	2:54	39.1	42.1			40.1	43.1	37.0	40.0
31/12/2023	2:59	40.8	43.8			42.1	45.1	38.7	41.7
31/12/2023	3:04	40.1	43.1	42.7		41.8	44.8	38.2	41.2
31/12/2023	3:09	39.8	42.8			41.0	44.0	38.7	41.7
31/12/2023	3:14	39.0	42.0	42.5		40.3	43.3	38.0	41.0
31/12/2023	3:19	37.8	40.8			38.8	41.8	36.3	39.3
31/12/2023	3:24	40.1	43.1	42.3		42.2	45.2	38.7	41.7
31/12/2023	3:29	39.6	42.6			41.5	44.5	38.4	41.4
31/12/2023	3:34	38.7	41.7	41.6		40.6	43.6	36.9	39.9
31/12/2023	3:39	38.7	41.7			40.1	43.1	37.4	40.4
31/12/2023	3:44	38.5	41.5		41.7	39.8	42.8	37.5	40.5
31/12/2023	3:49	37.9	40.9	41.8		38.9	41.9	36.2	39.2
31/12/2023	3:54	40.2	43.2			41.0	44.0	38.6	41.6
31/12/2023	3:59	37.7	40.7			38.5	41.5	36.9	39.9
31/12/2023	4:04	38.6	41.6	42.4		40.3	43.3	36.9	39.9
31/12/2023	4:09	40.5	43.5			41.5	44.5	39.4	42.4
31/12/2023	4:14	38.9	41.9		42.6	39.8	42.8	37.8	40.8
31/12/2023	4:19	40.6	43.6			41.8	44.8	39.0	42.0
31/12/2023	4:24	39.4	42.4	42.9		40.1	43.1	37.8	40.8
31/12/2023	4:29	39.5	42.5			41.2	44.2	38.7	41.7
31/12/2023	4:34	39.9	42.9			41.7	44.7	38.5	41.5
31/12/2023	4:39	39.1	42.1	42.3		40.8	43.8	37.9	40.9
31/12/2023	4:44	38.8	41.8		42.5	39.9	42.9	37.7	40.7
31/12/2023	4:49	39.4	42.4	42.7		41.2	44.2	38.4	41.4
31/12/2023	4:54	39.7	42.7			41.4	44.4	38.3	41.3
31/12/2023	4:59	40.1	43.1			41.4	44.4	39.3	42.3
31/12/2023	5:04	40.9	43.9	43.0		41.7	44.7	39.4	42.4
31/12/2023	5:09	40.0	43.0			41.0	44.0	38.8	41.8
31/12/2023	5:14	38.8	41.8	41.5	42.3	40.0	43.0	37.9	40.9
31/12/2023	5:19	38.7	41.7			40.2	43.2	37.0	40.0
31/12/2023	5:24	38.8	41.8			39.6	42.6	37.9	40.9
31/12/2023	5:29	38.0	41.0			39.8	42.8	36.9	39.9
31/12/2023	5:34	40.2	43.2	41.9		41.5	44.5	38.5	41.5
31/12/2023	5:39	38.3	41.3			40.0	43.0	36.5	39.5
31/12/2023	5:44	37.9	40.9		42.0	39.4	42.4	36.9	39.9
31/12/2023	5:49	40.0	43.0	42.0		41.4	44.4	39.0	42.0
31/12/2023	5:54	37.8	40.8			38.9	41.9	36.4	39.4
31/12/2023	5:59	39.0	42.0			40.2	43.2	37.3	40.3
31/12/2023	6:04	40.6	43.6	43.3		42.0	45.0	38.9	41.9
31/12/2023	6:09	40.6	43.6			42.3	45.3	39.0	42.0
31/12/2023	6:14	39.5	42.5	42.7		40.9	43.9	37.9	40.9
31/12/2023	6:19	39.6	42.6			40.8	43.8	38.1	41.1
31/12/2023	6:24	38.9	41.9	42.1		39.7	42.7	37.7	40.7
31/12/2023

Station: TW_M3

Remark: *For Free Field measurement, +3 dB(A) was added to the measured results.

Date	Start Time	Leq (5mins)	Leq (5mins)	Leq (15mins)	Leq (30mins)	L10 (5mins)	L10 (5mins)*	L90 (5mins)	L90 (5mins)*
1/1/2024	0:04	43.6	46.6			46.3	49.3	41.2	44.2
1/1/2024	0:09	40.7	43.7	44.7		43.1	46.1	38.2	41.2
1/1/2024	0:14	40.0	43.0		43.6	42.7	45.7	38.0	41.0
1/1/2024	0:19	38.9	41.9			40.9	43.9	36.5	39.5
1/1/2024	0:24	39.6	42.6	42.0		42.8	45.8	37.3	40.3
1/1/2024	0:29	38.4	41.4			41.7	44.7	35.9	38.9
1/1/2024	0:34	39.1	42.1			41.2	44.2	35.8	38.8
1/1/2024	0:39	40.2	43.2	42.5		43.6	46.6	36.9	39.9
1/1/2024	0:44	39.2	42.2		42.8	41.5	44.5	35.8	38.8
1/1/2024	0:49	40.7	43.7			43.9	46.9	38.3	41.3
1/1/2024	0:54	40.0	43.0	43.0		42.8	45.8	37.3	40.3
1/1/2024	0:59	39.1	42.1			40.6	43.6	36.2	39.2
1/1/2024	1:04	38.6	41.6			41.0	44.0	35.9	38.9
1/1/2024	1:09	38.6	41.6	41.6		40.0	43.0	35.7	38.7
1/1/2024	1:14	38.7	41.7		42.5	41.6	44.6	37.2	40.2
1/1/2024	1:19	40.8	43.8			43.0	46.0	38.8	41.8
1/1/2024	1:24	41.3	44.3	43.2		43.0	46.0	38.5	41.5
1/1/2024	1:29	37.8	40.8			39.7	42.7	36.2	39.2
1/1/2024	1:34	37.9	40.9			40.6	43.6	35.0	38.0
1/1/2024	1:39	37.7	40.7	40.8		40.2	43.2	36.3	39.3
1/1/2024	1:44	37.9	40.9		41.1	39.6	42.6	36.0	39.0
1/1/2024	1:49	38.5	41.5	41.4		40.4	43.4	37.0	40.0
1/1/2024	1:54	38.9	41.9			40.6	43.6	38.0	41.0
1/1/2024	1:59	37.7	40.7			39.0	42.0	35.8	38.8
1/1/2024	2:04	40.5	43.5			42.4	45.4	39.4	42.4
1/1/2024	2:09	39.4	42.4	43.3		40.4	43.4	37.3	40.3
1/1/2024	2:14	40.8	43.8		43.0	41.8	44.8	39.4	42.4
1/1/2024	2:19	40.1	43.1			41.6	44.6	38.6	41.6
1/1/2024	2:24	40.6	43.6	42.7		41.9	44.9	39.3	42.3
1/1/2024	2:29	37.8	40.8			39.6	42.6	36.5	39.5
1/1/2024	2:34	38.9	41.9			40.2	43.2	37.6	40.6
1/1/2024	2:39	39.3	42.3	42.6		41.0	44.0	37.4	40.4
1/1/2024	2:44	40.5	43.5		42.3	42.4	45.4	39.2	42.2
1/1/2024	2:49	37.7	40.7			39.4	42.4	36.3	39.3
1/1/2024	2:54	39.7	42.7	42.0		41.2	44.2	37.7	40.7
1/1/2024	2:59	39.3	42.3			40.2	43.2	37.9	40.9
1/1/2024	3:04	38.3	41.3			40.0	43.0	36.8	39.8
1/1/2024	3:09	38.2	41.2	41.7		39.6	42.6	36.3	39.3
1/1/2024	3:14	39.6	42.6		42.2	40.7	43.7	38.3	41.3
1/1/2024	3:19	39.5	42.5			40.9	43.9	37.5	40.5
1/1/2024	3:24	38.2	41.2	42.7		40.1	43.1	36.1	39.1
1/1/2024	3:29	40.9	43.9			42.6	45.6	38.9	41.9
1/1/2024	3:34	38.1	41.1			39.0	42.0	36.0	39.0
1/1/2024	3:39	40.4	43.4	42.5		41.3	44.3	38.8	41.8
1/1/2024	3:44	39.8	42.8		42.5	40.7	43.7	38.8	41.8
1/1/2024	3:49	38.0	41.0			39.3	42.3	37.0	40.0
1/1/2024	3:54	40.2	43.2	42.5		42.0	45.0	38.7	41.7
1/1/2024	3:59	40.0	43.0			41.2	44.2	39.2	42.2
1/1/2024	4:04	40.6	43.6			41.3	44.3	39.6	42.6
1/1/2024	4:09	39.7	42.7	43.1		40.4	43.4	38.0	41.0
1/1/2024	4:14	39.8	42.8		42.6	40.9	43.9	38.1	41.1
1/1/2024	4:19	40.4	43.4			42.2	45.2	39.7	42.7
1/1/2024	4:24	38.6	41.6	42.1		39.6	42.6	37.6	40.6
1/1/2024	4:29	38.0	41.0			39.6	42.6	36.2	39.2
1/1/2024	4:34	39.8	42.8			41.1	44.1	38.7	41.7
1/1/2024	4:39	40.3	43.3	43.2		41.7	44.7	39.0	42.0
1/1/2024	4:44	40.6	43.6		43.0	41.4	44.4	39.0	42.0
1/1/2024	4:49	38.9	41.9			40.5	43.5	37.2	40.2
1/1/2024	4:54	39.6	42.6	42.8		41.2	44.2	38.9	41.9
1/1/2024	4:59	40.8	43.8			41.9	44.9	39.7	42.7
1/1/2024	5:04	39.0	42.0			40.2	43.2	38.2	41.2
1/1/2024	5:09	37.7	40.7	41.3		39.4	42.4	36.6	39.6
1/1/2024	5:14	38.2	41.2		41.9	39.9	42.9	36.6	39.6
1/1/2024	5:19	39.1	42.1			40.6	43.6	38.4	41.4
1/1/2024	5:24	40.0	43.0	42.5		41.3	44.3	39.2	42.2
1/1/2024	5:29	39.2	42.2			40.5	43.5	37.6	40.6
1/1/2024	5:34	40.4	43.4			41.5	44.5	38.9	41.9
1/1/2024	5:39	40.8	43.8	43.6		41.7	44.7	40.0	43.0
1/1/2024	5:44	40.7	43.7		43.5	41.9	44.9	38.9	41.9
1/1/2024	5:49	40.6	43.6			41.9	44.9	39.8	42.8
1/1/2024	5:54	40.7	43.7	43.4		41.7	44.7	39.7	42.7
1/1/2024	5:59	39.8	42.8			41.0	44.0	38.8	41.8
1/1/2024	6:04	38.0	41.0			39.0	42.0	36.8	39.8
1/1/2024	6:09	38.8	41.8	41.3		39.5	42.5	38.1	41.1
1/1/2024	6:14	37.9	40.9		41.4	38.6	41.6	36.3	39.3
1/1/2024	6:19	38.0	41.0			39.4	42.4	36.6	39.6
1/1/2024	6:24	38.1	41.1	41.5		39.7	42.7	37.3	40.3
1/1/2024	6:29	39.2	42.2			40.7	43.7	37.8	40.8
1/1/2024	6:34	38.7	41.7			39.8	42.8	37.0	40.0
1/1/2024	6:39	39.5	42.5	42.5		41.1	44.1	38.1	41.1
1/1/2024	6:44	40.1	43.1		42.5	41.4	44.4	39.1	42.1
1/1/2024	6:49	39.7	42.7			40.4	43.4	38.7	41.7
1/1/2024	6:54	39.3	42.3	42.5		40.0	43.0	38.0	41.0
1/1/2024	6:59	39.4	42.4			40.1	43.1	38.2	41.2
1/1/2024	23:00	38.5	41.5			40.9	43.9	36.6	39.6
1/1/2024	23:05	38.7	41.7	41.6		41.4	44.4	36.8	39.8
1/1/2024	23:10	38.5	41.5		41.9	40.3	43.3	36.8	39.8
1/1/2024	23:15	38.3	41.3			40.5	43.5	36.6	39.6
1/1/2024	23:20	40.5	43.5	42.1		43.1	46.1	38.5	41.5
1/1/2024	23:25	38.2	41.2			40.7	43.7	36.3	39.3
1/1/2024	23:30	38.5	41.5			40.8	43.8	36.9	39.9
1/1/2024	23:35	40.6	43.6	42.1		42.0	45.0	37.7	40.7
1/1/2024	23:40	37.8	40.8		42.1	39.7	42.7	36.5	39.5
1/1/2024	23:45	40.6	43.6			42.0	45.0	39.0	42.0
1/1/2024	23:50	38.5	41.5	42.1		40.5	43.5	36.7	39.7
1/1/2024	23:55	37.8	40.8			39.4	42.4	36.3	39.3
			Mean	42.4	42.4				
			Maximum	44.7	43.6				
			Minimum	40.8	41.1				

Date	Start Time	Leq (5mins)	Leq (5mins)	Leq (15mins)	Leq (30mins)	L10 (5mins)	L10 (5mins)*	L90 (5mins)	L90 (5mins)*
2/1/2024	0:00	40.4	43.4			41.4	44.4	38.3	41.3
2/1/2024	0:05	40.9	43.9	43.5		42.9	45.9	39.6	42.6
2/1/2024	0:10	40.1	43.1		43.0	41.1	44.1	38.6	41.6
2/1/2024	0:15	38.1	41.1			39.9	42.9	36.9	39.9
2/1/2024	0:20	40.5	43.5	42.4		41.6	44.6	38.9	41.9
2/1/2024	0:25	39.3	42.3			40.6	43.6	37.5	40.5
2/1/2024	0:30	39.3	42.3			41.2	44.2	37.5	40.5
2/1/2024	0:35	38.8	41.8	42.0		40.2	43.2	37.3	40.3
2/1/2024	0:40	39.0	42.0		42.8	40.1	43.1	37.2	40.2
2/1/2024	0:45	40.5	43.5			41.7	44.7	39.5	42.5
2/1/2024	0:50	40.9	43.9	43.5		41.9	44.9	39.3	42.3
2/1/2024	0:55	40.1	43.1			41.1	44.1	38.7	41.7
2/1/2024	1:00	40.3	43.3			41.7	44.7	38.6	41.6
2/1/2024	1:05	38.8	41.8	42.7		40.3	43.3	37.9	40.9
2/1/2024	1:10	40.0	43.0		42.3	40.9	43.9	38.2	41.2
2/1/2024	1:15	38.3	41.3			40.1	43.1	36.6	39.6
2/1/2024	1:20	38.9	41.9	41.9		40.3	43.3	36.9	39.9
2/1/2024	1:25	39.4	42.4			40.8	43.8	37.7	40.7
2/1/2024	1:30	39.2	42.2			40.4	43.4	37.2	40.2
2/1/2024	1:35	38.6	41.6	41.8		39.6	42.6	37.3	40.3
2/1/2024	1:40	38.7	41.7		42.6	40.7	43.7	37.4	40.4
2/1/2024	1:45	40.9	43.9	43.3		42.3	45.3	39.6	42.6
2/1/2024	1:50	39.3	42.3			40.2	43.2	38.2	41.2
2/1/2024	1:55	40.5	43.5			41.5	44.5	39.6	42.6
2/1/2024	2:00	38.5	41.5	42.1		39.3	42.3	37.8	40.8
2/1/2024	2:05	38.2	41.2		42.3	39.1	42.1	37.1	40.1
2/1/2024	2:10	40.3	43.3			41.5	44.5	39.3	42.3
2/1/2024	2:15	40.1	43.1	42.5		41.7	44.7	38.6	41.6
2/1/2024	2:20	40.1	43.1			41.2	44.2	38.9	41.9
2/1/2024	2:25	37.9	40.9			38.8	41.8	37.1	40.1
2/1/2024	2:30	40.9	43.9			42.1	45.1	39.3	42.3
2/1/2024	2:35	39.3	42.3	43.4		41.0	44.0	38.5	41.5
2/1/2024	2:40	40.8	43.8		42.8	41.9	44.9	39.7	42.7
2/1/2024	2:45	40.3	43.3	42.2		41.1	44.1	39.0	42.0
2/1/2024	2:50	38.9	41.9			39.9	42.9	37.8	40.8
2/1/2024	2:55	38.2	41.2			40.0	43.0	36.8	39.8
2/1/2024	3:00	38.3	41.3	41.5		39.3	42.3	36.8	39.8
2/1/2024	3:05	38.3	41.3		42.1	39.1	42.1	37.4	40.4
2/1/2024	3:10	39.0	42.0	42.6		40.3	43.3	37.6	40.6
2/1/2024	3:15	38.1	41.1			38.8	41.8	37.3	40.3
2/1/2024	3:20	40.3	43.3			41.4	44.4	39.6	42.6
2/1/2024	3:25	40.0	43.0			40.8	43.8	38.2	41.2
2/1/2024	3:30	40.9	43.9	43.0		42.7	45.7	39.8	42.8
2/1/2024	3:35	39.5	42.5			40.8	43.8	37.7	40.7
2/1/2024	3:40	39.3	42.3		42.7	40.2	43.2	37.5	40.5
2/1/2024	3:45	38.4	41.4	42.3		39.6	42.6	37.2	40.2
2/1/2024	3:50	40.2	43.2			42.0	45.0	39.2	42.2
2/1/2024	3:55	39.2	42.2			40.6	43.6	38.1	41.1
2/1/2024	4:00	40.9	43.9	43.1		41.9	44.9	39.5	42.5
2/1/2024	4:05	39.3	42.3			41.0	44.0	37.9	40.9
2/1/2024	4:10	39.8	42.8		42.4	41.3	44.3	38.8	41.8
2/1/2024	4:15	37.9	40.9	41.7		39.6	42.6	36.8	39.8
2/1/2024	4:20	39.1	42.1			39.9	42.9	38.3	41.3
2/1/2024	4:25	39.0	42.0			39.7	42.7	38.1	41.1
2/1/2024	4:30	40.8	43.8	43.3		42.1	45.1	39.3	42.3
2/1/2024	4:35	38.9	41.9			40.3	43.3	37.5	40.5
2/1/2024	4:40	40.9	43.9	40.9	42.3	41.6	44.6	39.6	42.6
2/1/2024	4:45	37.9	40.9			39.5	42.5	36.6	39.6
2/1/2024	4:50	37.7	40.7			39.0	42.0	36.0	39.0
2/1/2024	4:55	38.2	41.2			39.4	42.4	37.3	40.3
2/1/2024	5:00	40.9	43.9	43.4		42.2	45.2	39.6	42.6
2/1/2024	5:05	40.8	43.8			41.7	44.7	39.5	42.5
2/1/2024	5:10	39.4	42.4	41.8	42.7	40.4	43.4	38.2	41.2
2/1/2024	5:15	38.6	41.6			40.2	43.2	37.9	40.9
2/1/2024	5:20	39.1	42.1			39.9	42.9	37.8	40.8
2/1/2024	5:25	38.6	41.6			40.4	43.4	37.9	40.9
2/1/2024	5:30	39.3	42.3	43.2		40.9	43.9	37.7	40.7
2/1/2024	5:35	40.8	43.8			41.5	44.5	39.0	42.0
2/1/2024	5:40	40.3	43.3		43.6	42.0	45.0	39.3	42.3
2/1/2024	5:45	39.8	42.8	44.0		41.4	44.4	38.4	41.4
2/1/2024	5:50	42.1	45.1			43.2	46.2	40.7	43.7
2/1/2024	5:55	40.9	43.9			42.1	45.1	39.7	42.7
2/1/2024	6:00	40.7	43.7	43.7		41.8	44.8	39.2	42.2
2/1/2024	6:05	41.1	44.1			42.6	45.6	39.5	42.5
2/1/2024	6:10	40.2	43.2	44.2		41.5	44.5	37.9	40.9
2/1/2024	6:15	42.6	45.6			44.3	47.3	40.6	43.6
2/1/2024	6:20	40.9	43.9	44.6		42.9	45.9	39.8	42.8
2/1/2024	6:25	41.1	44.1			42.2	45.2	39.0	42.0
2/1/2024	6:30	40.2	43.2	44.3		42.5	45.5	38.8	41.8
2/1/2024	6:35	40.7	43.7			43.0	46.0	38.9	41.9
2/1/2024	6:40	42.7	45.7	44.7		44.0	47.0	41.5	44.5
2/1/2024	6:45	42.8	45.8			44.8	47.8	41.5	44.5
2/1/2024	6:50	40.9	43.9	45.0		42.3	45.3	38.9	41.9
2/1/2024	6:55	42.1	45.1			44.1	47.1	40.6	43.6
2/1/2024	23:00	38.5	41.5			40.2	43.2	37.0	40.0
2/1/2024	23:05	38.7	41.7	41.6		40.3	43.3	35.8	38.8
2/1/2024	23:10	38.5	41.5		41.9	41.4	44.4	36.9	39.9
2/1/2024	23:15	38.3	41.3			41.2	44.2	36.3	39.3
2/1/2024	23:20	40.5	43.5	42.1		43.3	46.3	37.6	40.6
2/1/2024	23:25	38.2	41.2			40.1	43.1	36.8	39.8
2/1/2024	23:30	38.5	41.5			40.6	43.6	36.8	39.8
2/1/2024	23:35	40.6	43.6	42.1		42.4	45.4	38.9	41.9
2/1/2024	23:40	37.8	40.8		42.1	39.9	42.9	36.9	39.9
2/1/2024	23:45	40.6	43.6			42.6	45.6	39.0	42.0
2/1/2024	23:50	38.5	41.5	42.1		40.6	43.6	37.0	40.0
2/1/2024	23:55	37.8	40.8			39.7	42.7	36.3	39.3
			Mean	42.7	42.8				
			Maximum	45.0	44.7				
			Minimum	40.9	41.9				

Date	Start Time	Leq (5mins)	Leq (5mins)	Leq (15mins)	Leq (30mins)	L10 (5mins)	L10 (5mins)*	L90 (5mins)	L90 (5mins)*
3/1/2024	0:00	40.4	43.4			42.5	45.5	39.3	42.3
3/1/2024	0:05	40.9	43.9	43.5		42.1	45.1	39.6	42.6
3/1/2024	0:10	40.1	43.1		43.0	41.5	44.5	38.2	41.2
3/1/2024	0:15	38.1	41.1			39.8	42.8	36.4	39.4
3/1/2024	0:20	40.5	43.5	42.4		42.3	45.3	39.1	42.1
3/1/2024	0:25	39.3	42.3			40.5	43.5	37.6	40.6
3/1/2024	0:30	39.3	42.3			40.9	43.9	37.6	40.6
3/1/2024	0:35	38.8	41.8	42.0		40.8	43.8	36.9	39.9
3/1/2024	0:40	39.0	42.0		42.8	39.9	42.9	37.0	40.0
3/1/2024	0:45	40.5	43.5			42.5	45.5	39.4	42.4
3/1/2024	0:50	40.9	43.9	43.5		42.2	45.2	38.9	41.9
3/1/2024	0:55	40.1	43.1			42.1	45.1	38.9	41.9
3/1/2024	1:00	40.3	43.3			41.4	44.4	39.4	42.4
3/1/2024	1:05	38.8	41.8	42.7		39.7	42.7	36.8	39.8
3/1/2024	1:10	40.0	43.0		42.3	41.3	44.3	38.2	41.2
3/1/2024	1:15	38.3	41.3			40.3	43.3	37.1	40.1
3/1/2024	1:20	38.9	41.9	41.9		40.9	43.9	38.0	41.0
3/1/2024	1:25	39.4	42.4			40.9	43.9	38.4	41.4
3/1/2024	1:30	39.2	42.2			41.2	44.2	37.4	40.4
3/1/2024	1:35	38.6	41.6	41.8		40.0	43.0	36.5	39.5
3/1/2024	1:40	38.7	41.7		42.6	40.5	43.5	36.6	39.6
3/1/2024	1:45	40.9	43.9	43.3		42.2	45.2	39.7	42.7
3/1/2024	1:50	39.3	42.3			40.8	43.8	38.2	41.2
3/1/2024	1:55	40.5	43.5			41.8	44.8	39.2	42.2
3/1/2024	2:00	38.5	41.5	42.1		40.3	43.3	36.7	39.7
3/1/2024	2:05	38.2	41.2		42.3	39.0	42.0	37.2	40.2
3/1/2024	2:10	40.3	43.3			41.8	44.8	39.2	42.2
3/1/2024	2:15	40.1	43.1	42.5		41.9	44.9	39.3	42.3
3/1/2024	2:20	40.1	43.1			41.1	44.1	38.8	41.8
3/1/2024	2:25	37.9	40.9			39.3	42.3	36.6	39.6
3/1/2024	2:30	40.9	43.9			42.2	45.2	39.3	42.3
3/1/2024	2:35	39.3	42.3	43.4		40.1	43.1	37.6	40.6
3/1/2024	2:40	40.8	43.8		42.8	42.6	45.6	39.5	42.5
3/1/2024	2:45	40.3	43.3	42.2		42.1	45.1	38.8	41.8
3/1/2024	2:50	38.9	41.9			39.8	42.8	38.2	41.2
3/1/2024	2:55	38.2	41.2			39.1	42.1	36.5	39.5
3/1/2024	3:00	38.3	41.3	41.5		39.9	42.9	37.4	40.4
3/1/2024	3:05	38.3	41.3		42.1	39.3	42.3	37.2	40.2
3/1/2024	3:10	39.0	42.0	42.6		39.9	42.9	37.4	40.4
3/1/2024	3:15	38.1	41.1			39.4	42.4	36.9	39.9
3/1/2024	3:20	40.3	43.3			41.0	44.0	39.1	42.1
3/1/2024	3:25	40.0	43.0			41.4	44.4	38.7	41.7
3/1/2024	3:30	40.9	43.9	43.0		42.5	45.5	40.0	43.0
3/1/2024	3:35	39.5	42.5			41.1	44.1	38.3	41.3
3/1/2024	3:40	39.3	42.3		42.7	40.6	43.6	38.2	41.2
3/1/2024	3:45	38.4	41.4	42.3		39.4	42.4	37.3	40.3
3/1/2024	3:50	40.2	43.2			41.4	44.4	38.4	41.4
3/1/2024	3:55	39.2	42.2			40.4	43.4	37.9	40.9
3/1/2024	4:00	40.9	43.9	43.1		42.6	45.6	39.9	42.9
3/1/2024	4:05	39.3	42.3			40.3	43.3	38.0	41.0
3/1/2024	4:10	39.8	42.8		42.4	41.5	44.5	38.5	41.5
3/1/2024	4:15	37.9	40.9	41.7		39.7	42.7	37.2	40.2
3/1/2024	4:20	39.1	42.1			39.8	42.8	38.2	41.2
3/1/2024	4:25	39.0	42.0			40.8	43.8	38.3	41.3
3/1/2024	4:30	40.8	43.8	43.3		41.6	44.6	39.4	42.4
3/1/2024	4:35	38.9	41.9			40.1	43.1	38.2	41.2
3/1/2024	4:40	40.9	43.9	40.9	42.3	42.5	45.5	40.2	43.2
3/1/2024	4:45	37.9	40.9			39.7	42.7	36.6	39.6
3/1/2024	4:50	37.7	40.7			38.8	41.8	36.3	39.3
3/1/2024	4:55	38.2	41.2			39.9	42.9	37.4	40.4
3/1/2024	5:00	40.9	43.9	43.4		42.5	45.5	39.5	42.5
3/1/2024	5:05	40.8	43.8			42.0	45.0	39.7	42.7
3/1/2024	5:10	39.4	42.4	41.8	42.7	41.0	44.0	38.5	41.5
3/1/2024	5:15	38.6	41.6			39.3	42.3	37.5	40.5
3/1/2024	5:20	39.1	42.1			40.8	43.8	37.9	40.9
3/1/2024	5:25	38.6	41.6			39.9	42.9	36.8	39.8
3/1/2024	5:30	39.3	42.3	43.2		40.1	43.1	37.8	40.8
3/1/2024	5:35	40.8	43.8			42.4	45.4	39.8	42.8
3/1/2024	5:40	40.3	43.3		43.6	41.4	44.4	39.4	42.4
3/1/2024	5:45	39.8	42.8	44.0		40.6	43.6	38.1	41.1
3/1/2024	5:50	42.1	45.1			43.1	46.1	41.2	44.2
3/1/2024	5:55	40.9	43.9			42.2	45.2	40.2	43.2
3/1/2024	6:00	40.7	43.7	43.7		41.5	44.5	39.0	42.0
3/1/2024	6:05	41.1	44.1			41.8	44.8	40.3	43.3
3/1/2024	6:10	40.2	43.2	44.2		42.2	45.2	38.7	41.7
3/1/2024	6:15	42.6	45.6			44.5	47.5	41.0	44.0
3/1/2024	6:20	40.9	43.9	44.6		42.8	45.8	39.4	42.4
3/

Appendix 3-16 Baseline Noise Monitoring Data – 07:00 - 19:00 at LFT_M1

Station: LFT_M1

Date	Start Time	Leq (5mins)	Leq (30mins)	L10 (5mins)	L90 (5mins)
11/1/2024	13:23	37.7		39.4	36.1
11/1/2024	13:28	37.8		40.1	35.6
11/1/2024	13:33	38.7	38.3	40.5	36.1
11/1/2024	13:38	38.7		41.3	36.0
11/1/2024	13:43	37.9		39.7	35.4
11/1/2024	13:48	38.8		42.1	36.6
11/1/2024	13:53	41.7		43.5	38.3
11/1/2024	13:58	45.2		47.3	41.8
11/1/2024	14:03	45.1	42.8	48.2	43.2
11/1/2024	14:08	42.2		43.9	39.7
11/1/2024	14:13	40.0		43.1	37.3
11/1/2024	14:18	38.4		41.3	36.8
11/1/2024	14:23	38.2		41.3	35.8
11/1/2024	14:28	39.2		42.7	35.8
11/1/2024	14:33	38.5	38.9	41.3	35.1
11/1/2024	14:38	39.6		42.7	37.5
11/1/2024	14:43	38.8		42.3	35.5
11/1/2024	14:48	38.8		41.3	36.3
11/1/2024	14:53	39.0		41.5	35.6
11/1/2024	14:58	40.1		43.6	37.7
11/1/2024	15:03	39.2	38.9	41.6	36.7
11/1/2024	15:08	38.4		40.5	35.3
11/1/2024	15:13	38.0		40.1	35.4
11/1/2024	15:18	38.4		41.1	36.1
11/1/2024	15:23	38.3		40.3	34.9
11/1/2024	15:28	38.6		42.3	36.1
11/1/2024	15:33	38.2	38.3	42.0	35.7
11/1/2024	15:38	38.2		42.1	36.0
11/1/2024	15:43	37.9		40.3	35.3
11/1/2024	15:48	38.6		42.3	36.6
11/1/2024	15:53	39.8		43.0	36.9
11/1/2024	15:58	39.0		42.6	35.2
11/1/2024	16:03	40.0	39.3	42.5	36.7
11/1/2024	16:08	39.1		42.9	35.6
11/1/2024	16:13	39.3		41.7	36.8
11/1/2024	16:18	38.5		42.2	36.5
11/1/2024	16:23	40.7		44.2	37.5
11/1/2024	16:28	38.4		41.8	34.2
11/1/2024	16:33	43.6	40.4	47.8	41.1
11/1/2024	16:38	38.5		42.0	34.4
11/1/2024	16:43	39.6		42.0	35.7
11/1/2024	16:48	39.4		41.7	36.0
11/1/2024	16:53	40.0		43.0	36.6
11/1/2024	16:58	39.6		42.9	35.7
11/1/2024	17:03	38.6	39.6	42.2	34.5
11/1/2024	17:08	39.5		43.4	36.3
11/1/2024	17:13	40.1		43.0	35.9
11/1/2024	17:18	39.8		43.1	36.8
11/1/2024	17:23	40.6		43.5	37.2
11/1/2024	17:28	39.3		43.6	35.8
11/1/2024	17:33	38.7	40.1	41.7	33.8
11/1/2024	17:38	38.9		43.5	35.4
11/1/2024	17:43	38.7		41.9	34.3
11/1/2024	17:48	42.8		46.5	38.2
11/1/2024	17:53	45.3		49.4	41.3
11/1/2024	17:58	40.0		43.8	35.5
11/1/2024	18:03	40.9	41.8	44.7	36.3
11/1/2024	18:08	40.8		45.3	37.7
11/1/2024	18:13	40.7		45.4	35.9
11/1/2024	18:18	40.4		44.2	37.1
11/1/2024	18:23	40.0		44.0	36.5
11/1/2024	18:28	39.9		44.2	36.1
11/1/2024	18:33	40.1	40.3	43.0	36.4
11/1/2024	18:38	39.9		43.4	37.0
11/1/2024	18:43	40.3		43.5	36.6
11/1/2024	18:48	41.4		44.9	38.2
11/1/2024	18:53	38.8		41.7	35.8
11/1/2024	18:58	39.5		43.4	35.7
		Mean	39.9		
		Maximum	42.8		
		Minimum	38.3		

Date	Start Time	Leq (5mins)	Leq (30mins)	L10 (5mins)	L90 (5mins)
12/1/2024	7:03	41.0		43.0	39.1
12/1/2024	7:08	40.2		41.8	38.5
12/1/2024	7:13	40.2	40.7	41.8	38.3
12/1/2024	7:18	40.8		42.6	39.0
12/1/2024	7:23	41.3		43.4	39.1
12/1/2024	7:28	40.8		43.1	38.6
12/1/2024	7:33	39.6		42.0	37.3
12/1/2024	7:38	40.9		43.1	38.6
12/1/2024	7:43	39.9	40.6	41.8	37.9
12/1/2024	7:48	39.7		42.0	37.3
12/1/2024	7:53	41.4		43.4	39.2
12/1/2024	7:58	41.4		43.7	39.0
12/1/2024	8:03	40.9		43.3	38.6
12/1/2024	8:08	41.7		43.8	39.7
12/1/2024	8:13	40.8	40.0	43.0	38.9
12/1/2024	8:18	38.3		40.3	36.3
12/1/2024	8:23	38.4		41.0	36.3
12/1/2024	8:28	38.6		40.8	36.2
12/1/2024	8:33	38.6		40.7	36.5
12/1/2024	8:38	39.3		41.6	37.4
12/1/2024	8:43	38.7	38.9	41.3	36.1
12/1/2024	8:48	37.8		39.9	35.6
12/1/2024	8:53	39.3		41.8	37.1
12/1/2024	8:58	39.5		41.5	37.1
12/1/2024	9:03	39.4		41.4	36.8
12/1/2024	9:08	40.0		42.5	37.6
12/1/2024	9:13	39.0	39.5	41.2	36.6
12/1/2024	9:18	38.9		40.9	36.7
12/1/2024	9:23	39.4		41.4	37.2
12/1/2024	9:28	39.9		42.1	38.0
12/1/2024	9:33	39.0		41.7	36.7
12/1/2024	9:38	39.3		41.8	36.6
12/1/2024	9:43	39.9	38.8	42.2	37.7
12/1/2024	9:48	38.5		40.6	36.3
12/1/2024	9:53	38.5		40.4	36.0
12/1/2024	9:58	37.1		39.1	34.8
12/1/2024	10:03	38.2		40.1	35.5
12/1/2024	10:08	39.5		42.2	37.3
12/1/2024	10:13	39.1	39.3	41.7	36.8
12/1/2024	10:18	39.3		41.7	36.8
12/1/2024	10:23	39.4		41.1	37.0
12/1/2024	10:28	40.1		42.3	37.2
12/1/2024	10:33	39.6		42.4	36.7
12/1/2024	10:38	39.2		41.4	36.8
12/1/2024	10:43	38.8	38.9	41.2	36.4
12/1/2024	10:48	39.3		41.3	37.5
12/1/2024	10:53	38.0		40.6	36.0
12/1/2024	10:58	38.2		40.4	36.3
12/1/2024	11:03	38.4		41.1	36.5
12/1/2024	11:08	38.0		40.0	35.3
12/1/2024	11:13	40.5	44.2	42.2	38.3
12/1/2024	11:18	38.9		40.8	37.1
12/1/2024	11:23	48.3		50.6	46.2
12/1/2024	11:28	47.7		50.7	45.6
12/1/2024	11:33	40.8		44.0	37.9
12/1/2024	11:38	47.4		50.2	45.4
12/1/2024	11:43	43.6	49.1	46.9	40.4
12/1/2024	11:48	38.2		40.4	36.2
12/1/2024	11:53	55.9		58.3	53.0
12/1/2024	11:58	37.9		40.7	35.5
12/1/2024	12:03	36.6		39.2	34.2
12/1/2024	12:08	36.3		39.6	33.0
12/1/2024	12:13	37.5	37.0	40.6	34.4
12/1/2024	12:18	37.1		40.1	34.1
12/1/2024	12:23	36.6		38.2	33.7
12/1/2024	12:28	37.5		39.8	34.4
12/1/2024	12:33	37.1		39.9	34.4
12/1/2024	12:38	37.0	39.9	39.2	34.6
12/1/2024	12:43	37.8		40.9	35.6
12/1/2024	12:48	38.0		39.5	35.8
12/1/2024	12:53	38.6		41.2	36.1
12/1/2024	12:58	44.6		47.1	42.9
12/1/2024	13:03	43.2		45.1	41.7
12/1/2024	13:08	39.8		41.7	36.7
12/1/2024	13:13	39.2	39.5	41.8	36.6
12/1/2024	13:18	37.2		40.3	35.3
12/1/2024	13:23	36.5		38.2	34.8
12/1/2024	13:28	37.1		39.3	33.9
12/1/2024	13:33	36.6		39.0	33.3
12/1/2024	13:38	37.6		39.5	35.9
12/1/2024	13:43	37.4	37.6	40.2	35.6
12/1/2024	13:48	36.7		38.5	34.6
12/1/2024	13:53	39.6		42.1	36.8
12/1/2024	13:58	37.1		40.2	34.0
12/1/2024	14:03	37.0		40.2	34.6
12/1/2024	14:08	37.7		39.7	35.9
12/1/2024	14:13	37.9	38.1	41.3	35.1
12/1/2024	14:18	38.1		40.8	36.3
12/1/2024	14:23	39.9		41.9	36.5
12/1/2024	14:28	37.2		40.6	35.0
12/1/2024	14:33	38.5		41.5	36.5
12/1/2024	14:38	38.7		42.1	35.1
12/1/2024	14:43	37.6	38.4	39.7	35.3
12/1/2024	14:48	37.0		39.7	33.7
12/1/2024	14:53	39.4		42.6	37.4
12/1/2024	14:58	38.9		42.1	35.3
12/1/2024	15:03	41.4		44.5	39.6
12/1/2024	15:08	40.0		43.5	36.6
12/1/2024	15:13	41.3	40.5	43.8	39.4
12/1/2024	15:18	39.7		41.7	37.3
12/1/2024	15:23	39.0		41.3	36.5
12/1/2024	15:28	41.0		44.6	37.7
12/1/2024	15:33	40.6		43.2	37.0
12/1/2024	15:38	40.6		44.5	37.1
12/1/2024	15:43	40.1	40.7	43.2	37.3
12/1/2024	15:48	40.8		43.9	37.0
12/1/2024	15:53	41.5		44.9	38.5
12/1/2024	15:58	40.4		43.4	37.7
12/1/2024	16:03	42.4		45.3	39.3
12/1/2024	16:08	41.4		43.9	39.3
12/1/2024	16:13	39.1	41.1	41.1	36.5
12/1/2024	16:18	39.3		42.9	36.5
12/1/2024	16:23	41.9		44.4	38.7
12/1/2024	16:28	41.3		45.3	37.7
12/1/2024	16:33	41.6		45.2	38.0
12/1/2024	16:38	40.7		43.9	37.5
12/1/2024	16:43	42.0	41.1	44.7	38.1
12/1/2024	16:48	40.8		45.0	38.5
12/1/2024	16:53	40.4		43.6	37.3
12/1/2024	16:58	40.8		43.3	37.4
12/1/2024	17:03	41.7		45.6	38.4
12/1/2024	17:08	43.2		47.0	40.5
12/1/2024	17:13	44.7	43.0	48.8	40.6
12/1/2024	17:18	41.3		45.4	38.0
12/1/2024	17:23	43.7		48.2	38.8
12/1/2024	17:28	42.3		47.0	38.4
12/1/2024	17:33	40.1		44.0	35.3
12/1/2024	17:38	41.7		45.0	37.0
12/1/2024	17:43	42.0	42.1	46.6	39.1
12/1/2024	17:48	45.3		49.7	42.2
12/1/2024	17:53	40.1		44.8	37.2
12/1/2024	17:58	40.6		43.8	36.3
12/1/2024	18:03	42.2		46.4	37.6
12/1/2024	18:08	44.2		48.2	40.8
12/1/2024	18:13	40.5	42.7	45.2	36.1
12/1/2024	18:18	43.3		46.3	40.3
12/1/2024	18:23	43.2		46.3	39.7
12/1/2024	18:28	42.1		45.4	38.3
12/1/2024	18:33	42.8		46.8	39.5
12/1/2024	18:38	40.3		44.6	36.5
12/1/2024	18:43	40.3	41.2	43.5	36.7
12/1/2024	18:48	40.8		44.5	36.9
12/1/2024	18:53	41.0		44.9	36.9
12/1/2024	18:58	41.6		44.6	37.5
		Mean	40.5		
		Maximum	49.1		
		Minimum	37.0		

Date	Start Time	Leq (5mins)	Leq (30mins)	L10 (5mins)	L90 (5mins)
13/1/2024	7:03	35.9		37.5	33.9
13/1/2024	7:08	39.0		40.7	37.3
13/1/2024	7:13	37.5	37.8	39.3	35.9
13/1/2024	7:18	37.8		39.4	36.0
13/1/2024	7:23	38.5		40.8	36.6
13/1/2024	7:28	37.2		39.4	35.1
13/1/2024	7:33	37.0		39.4	35.1
13/1/2024	7:38	37.1		39.1	35.1
13/1/2024	7:43	37.2	37.2	39.1	34.8
13/1/2024	7:48	36.8		38.7	34.6
13/1/2024	7:53	36.8		38.8	34.4
13/1/2024	7:58	38.3		40.3	36.3
13/1/2024	8:03	38.6		40.7	36.3
13/1/2024	8:08	38.8		40.7	36.6
13/1/2024	8:13	37.5	38.2	39.5	35.6
13/1/2024	8:18	37.5		39.8	35.1
13/1/2024	8:23	37.7		39.7	35.7
13/1/2024	8:28	38.8		40.9	36.8
13/1/2024	8:33	39.1		41.6	37.1
13/1/2024	8:38	39.0		41.6	36.4
13/1/2024	8:43	38.4	38.4	40.9	35.9
13/1/2024	8:48	37.9		40.2	35.6
13/1/2024	8:53	37.6		39.9	35.1
13/1/2024	8:58	38.1		40.0	35.5
13/1/2024	9:03	38.6		41.2	36.6
13/1/2024	9:08	38.7		41.0	36.4
13/1/2024	9:17	40.8		42.9	38.5
13/1/2024	9:22	39.7		41.6	37.2
13/1/2024	9:27	39.4		41.8	37.0
13/1/2024	9:32	42.8		44.5	40.2
13/1/2024	9:37	37.9		39.8	36.0
13/1/2024	9:42	38.9	39.4	41.1	36.3
13/1/2024	9:47	38.4		40.7	35.7
13/1/2024	9:52	38.4		40.4	36.2
13/1/2024	9:57	37.7		39.7	35.5
13/1/2024	10:02	38.3		40.5	36.0
13/1/2024	10:07	40.1		42.2	38.1
13/1/2024	10:12	38.7	38.6	41.4	36.1
13/1/2024	10:17	38.1		39.9	35.7
13/1/2024	10:22	37.8		39.9	35.4
13/1/2024	10:27	37.9		39.6	35.5
13/1/2024	10:32	38.4		41.1	36.6
13/1/2024	10:37	38.4		40.2	35.9
13/1/2024	10:42	38.7	38.7	41.3	36.9
13/1/2024	10:47	39.9		42.7	37.3
13/1/2024	10:52	38.7		40.4	36.8
13/1/2024	10:57	37.6		40.3	35.7
13/1/2024	11:02	38.3		40.5	35.8
13/1/2024	11:07	38.2		39.9	35.4
13/1/2024	11:12	39.1	38.6	41.9	36.4
13/1/2024	11:17	38.2		40.1	35.1
13/1/2024	11:22	38.6		41.3	36.2
13/1/2024	11:27	39.1		42.4	36.3
13/1/2024	11:32	39.0		41.4	37.3
13/1/2024	11:37	38.4		41.6	35.6
13/1/2024	11:42	39.2	38.9	42.3	35.9
13/1/2024	11:47	39.3		42.2	36.7
13/1/2024	11:52	39.5		41.4	36.2
13/1/2024	11:57	38.1		40.3	34.8
13/1/2024	12:02	38.9		41.8	37.1
13/1/2024	12:07	39.7		42.9	37.0
13/1/2024	12:12	40.1	40.6	42.0	38.1
13/1/2024	12:17	40.3		43.4	38.4
13/1/2024	12:22	40.1		42.4	38.6
13/1/2024	12:27	43.1		45.8	40.6
13/1/2024	12:32	43.3		45.7	40.4
13/1/2024	12:37	40.7		43.1	38.5
13/1/2024	12:42	39.6	40.4	42.1	37.4
13/1/2024	12:47	38.1		41.1	35.8
13/1/2024	12:52	39.0		41.1	36.4
13/1/2024	12:57	39.3		41.4	37.7
13/1/2024	13:02	37.7		40.3	34.9
13/1/2024	13:07	39.2		40.8	36.9
13/1/2024	13:12	37.9	38.9	39.4	35.7
13/1/2024	13:17	38.0		39.8	35.7
13/1/2024	13:22	38.0		40.8	35.5
13/1/2024	13:27	41.2		43.1	39.1
13/1/2024	13:32	39.6		42.8	36.7
13/1/2024	13:37	40.2		43.5	38.1
13/1/2024	13:42	44.5	40.9	46.2	42.9
13/1/2024	13:47	39.1		42.2	35.7
13/1/2024	13:52	39.3		41.0	37.5
13/1/2024	13:57	40.0		41.8	37.4
13/1/2024	14:02	43.1		46.2	40.8
13/1/2024	14:07	43.3		45.2	40.3
13/1/2024	14:12	40.3	42.2	43.3	36.9
13/1/2024	14:17	40.8		42.7	38.3
13/1/2024	14:22	41.0		44.0	38.3
13/1/2024	14:27	43.5		46.1	40.4
13/1/2024	14:32	39.9		42.2	38.0
13/1/2024	14:37	39.0		41.4	35.5
13/1/2024	14:42	38.6	39.3	40.6	36.7
13/1/2024	14:47	38.4		41.7	36.2
13/1/2024	14:52	40.3		42.9	37.8
13/1/2024	14:57	39.5		42.3	36.1
13/1/2024	15:02	39.4		42.2	36.7
13/1/2024	15:07	42.0		45.3	38.9
13/1/2024	15:12	42.3	41.5	45.3	40.4
13/1/2024	15:17	42.2		45.1	40.2
13/1/2024	15:22	42.2		44.2	39.2
13/1/2024	15:27	39.9		43.7	36.7
13/1/2024	15:32	40.9		44.6	38.9
13/1/2024	15:37	41.0		43.0	38.9
13/1/2024	15:42	43.0	41.2	45.8	40.9
13/1/2024	15:47	40.3		42.5	38.3
13/1/2024	15:52	41.1		43.6	37.3
13/1/2024	15:57	40.5		43.4	38.0
13/1/2024	16:02	40.6		43.6	38.0
13/1/2024	16:07	40.9		43.2	38.8
13/1/2024	16:12	46.8	42.1	49.2	43.3
13/1/2024	16:17	39.1		42.0	36.0
13/1/2024	16:22	39.5		43.6	37.1
13/1/2024	16:27	40.0		42.4	36.9
13/1/2024	16:32	41.2		44.5	37.0
13/1/2024	16:37	39.2		43.2	35.3
13/1/2024	16:42	40.3	40.5	44.2	36.1
13/1/2024	16:47	40.2		42.8	36.7
13/1/2024	16:52	42.2		46.3	38.2
13/1/2024	16:57	39.3		42.3	35.5
13/1/2024	17:02	41.5		44.7	37.8
13/1/2024	17:07	40.5		43.5	36.5
13/1/2024	17:12	41.1	40.4	43.4	37.4
13/1/2024	17:17	39.9		43.3	35.8
13/1/2024	17:22	38.8		43.6	34.0
13/1/2024	17:27	40.0		42.9	36.4
13/1/2024	17:32	39.7		44.1	36.6
13/1/2024	17:37	39.4		42.4	34.7
13/1/2024	17:42	39.1	40.0	43.1	34.9
13/1/2024	17:47	39.7		43.5	36.6
13/1/2024	17:52	40.1		45.0	36.3
13/1/2024	17:57	41.5		46.1	38.1
13/1/2024	18:02	41.3		45.0	36.7
13/1/2024	18:07	40.3		44.0	37.3
13/1/2024	18:12	41.2	41.4	45.5	36.8
13/1/2024	18:17	40.1		43.0	36.5
13/1/2024	18:22	40.2		43.8	36.5
13/1/2024	18:27	43.9		46.8	39.6
13/1/2024	18:32	39.3		42.2	36.0
13/1/2024	18:37	40.2		43.3	36.8
13/1/2024	18:42	39.7	39.8	43.6	36.2
13/1/2024	18:47	40.2		44.1	36.1
13/1/2024	18:52	39.1		42.6	35.5
13/1/2024	18:57	40.2		43.9	37.2
		Mean	39.8		
		Maximum	42.2		
		Minimum	37.2		

Station: LFT_M1

Date	Start Time	Leq (5mins)	Leq (30mins)	L10 (5mins)	L90 (5mins)
14/1/2024	7:02	35.6		37.5	33.6
14/1/2024	7:07	35.6		37.4	33.5
14/1/2024	7:12	35.8	35.7	37.8	34.1
14/1/2024	7:17	35.6		37.8	33.2
14/1/2024	7:22	35.7		38.0	33.8
14/1/2024	7:27	36.0		37.9	33.9
14/1/2024	7:32	41.9		43.8	39.9
14/1/2024	7:37	36.2		38.1	33.9
14/1/2024	7:42	37.6	38.5	39.5	35.7
14/1/2024	7:47	37.4		39.7	35.5
14/1/2024	7:52	37.1		39.2	35.0
14/1/2024	7:57	38.1		40.5	35.9
14/1/2024	8:02	38.1		40.2	36.0
14/1/2024	8:07	35.9		37.9	33.8
14/1/2024	8:12	37.7	38.3	39.9	35.6
14/1/2024	8:17	38.0		40.4	35.5
14/1/2024	8:22	37.4		39.9	35.3
14/1/2024	8:27	41.1		43.0	38.5
14/1/2024	8:32	40.1		42.6	37.5
14/1/2024	8:37	37.6		40.0	35.0
14/1/2024	8:42	41.5	40.2	44.1	39.4
14/1/2024	8:47	40.4		42.3	38.1
14/1/2024	8:52	41.5		44.0	39.1
14/1/2024	8:57	38.5		40.8	36.2
14/1/2024	9:02	39.1		41.2	37.0
14/1/2024	9:07	41.9		43.9	39.5
14/1/2024	9:12	37.0	40.2	39.5	35.0
14/1/2024	9:17	41.2		43.2	39.4
14/1/2024	9:22	41.5		43.4	39.7
14/1/2024	9:27	37.9		40.3	35.6
14/1/2024	9:32	36.7		39.1	34.1
14/1/2024	9:37	37.1	41.0	39.0	35.3
14/1/2024	9:42	42.7		45.3	40.0
14/1/2024	9:47	42.7		45.3	40.1
14/1/2024	9:52	43.1		45.0	41.3
14/1/2024	9:57	39.3		41.1	36.7
14/1/2024	10:02	41.8		44.4	39.4
14/1/2024	10:07	43.1		45.6	40.8
14/1/2024	10:12	36.3	40.0	38.0	33.7
14/1/2024	10:17	38.5		41.0	36.3
14/1/2024	10:22	39.5		42.2	37.5
14/1/2024	10:27	35.1		37.1	33.3
14/1/2024	10:32	35.0		36.9	32.4
14/1/2024	10:37	35.6		37.9	32.6
14/1/2024	10:42	35.2	37.3	37.1	33.3
14/1/2024	10:47	36.0		37.7	33.6
14/1/2024	10:52	38.9		41.4	36.5
14/1/2024	10:57	40.3		43.1	38.0
14/1/2024	11:02	41.4		44.1	39.2
14/1/2024	11:07	39.0		42.0	36.0
14/1/2024	11:12	39.8	41.8	42.4	37.3
14/1/2024	11:17	42.8		44.7	40.1
14/1/2024	11:22	42.3		45.1	40.0
14/1/2024	11:27	43.6		46.4	40.5
14/1/2024	11:32	40.1		42.8	37.6
14/1/2024	11:37	42.0		43.9	39.5
14/1/2024	11:42	43.1	41.6	45.2	40.3
14/1/2024	11:47	41.0		43.2	38.5
14/1/2024	11:52	41.9		44.4	38.9
14/1/2024	11:57	41.1		43.7	39.1
14/1/2024	12:02	39.4		41.9	36.1
14/1/2024	12:07	37.3		40.5	35.1
14/1/2024	12:12	38.4	41.0	41.4	35.8
14/1/2024	12:17	41.4		44.5	38.9
14/1/2024	12:22	43.4		44.9	41.7
14/1/2024	12:27	43.0		45.9	41.5
14/1/2024	12:32	39.1		41.4	37.2
14/1/2024	12:37	40.5		43.1	38.3
14/1/2024	12:42	39.7	40.5	42.3	36.7
14/1/2024	12:47	39.7		41.4	37.2
14/1/2024	12:52	42.1		45.2	40.4
14/1/2024	12:57	41.3		43.2	39.1
14/1/2024	13:02	40.4		42.9	37.7
14/1/2024	13:07	39.9		42.7	37.6
14/1/2024	13:12	40.0	40.4	41.7	37.0
14/1/2024	13:17	38.9		41.2	36.2
14/1/2024	13:22	40.5		42.4	37.6
14/1/2024	13:27	42.1		45.0	39.4
14/1/2024	13:32	41.1		44.4	38.5
14/1/2024	13:37	40.0		42.8	37.7
14/1/2024	13:42	41.5	40.2	43.6	39.7
14/1/2024	13:47	38.5		41.6	35.4
14/1/2024	13:52	39.3		42.2	36.4
14/1/2024	13:57	40.1		42.8	37.6
14/1/2024	14:02	40.7		42.9	38.1
14/1/2024	14:07	41.1		43.8	39.0
14/1/2024	14:12	41.0	40.4	44.0	39.3
14/1/2024	14:17	39.8		43.0	36.3
14/1/2024	14:22	40.3		43.5	37.6
14/1/2024	14:27	39.6		42.1	36.9
14/1/2024	14:32	38.9		41.3	36.3
14/1/2024	14:37	39.1		42.6	37.2
14/1/2024	14:42	39.6	39.1	43.1	36.2
14/1/2024	14:47	39.2		41.4	37.3
14/1/2024	14:52	38.8		42.3	36.0
14/1/2024	14:57	39.1		42.1	36.1
14/1/2024	15:02	47.0		50.0	44.0
14/1/2024	15:07	48.4		50.8	46.6
14/1/2024	15:12	40.0	44.3	42.2	37.4
14/1/2024	15:17	39.2		42.8	36.6
14/1/2024	15:22	40.1		42.9	37.7
14/1/2024	15:27	40.6		43.3	38.0
14/1/2024	15:32	39.2		41.9	37.2
14/1/2024	15:37	39.0		41.0	36.6
14/1/2024	15:42	38.9	39.2	41.3	36.9
14/1/2024	15:47	39.7		42.7	36.6
14/1/2024	15:52	40.0		42.7	36.4
14/1/2024	15:57	38.6		41.4	35.7
14/1/2024	16:02	38.1		41.6	35.1
14/1/2024	16:07	38.5		42.3	36.5
14/1/2024	16:12	39.4	38.6	41.4	37.3
14/1/2024	16:17	38.6		42.0	36.0
14/1/2024	16:22	39.4		43.4	36.9
14/1/2024	16:27	37.7		40.9	33.6
14/1/2024	16:32	38.5		42.7	34.6
14/1/2024	16:37	37.8	38.9	42.0	33.9
14/1/2024	16:42	37.5		40.3	34.8
14/1/2024	16:47	38.9		42.9	36.4
14/1/2024	16:52	39.9		42.4	36.9
14/1/2024	16:57	40.1		42.8	37.2
14/1/2024	17:02	40.9		44.6	37.4
14/1/2024	17:07	38.5		41.4	36.1
14/1/2024	17:12	38.4	39.3	41.5	36.0
14/1/2024	17:17	39.4		43.4	36.3
14/1/2024	17:22	39.2		42.2	35.5
14/1/2024	17:27	38.9		42.7	35.1
14/1/2024	17:32	39.7		43.8	36.7
14/1/2024	17:37	39.1		42.9	35.2
14/1/2024	17:42	39.0	38.8	43.1	35.8
14/1/2024	17:47	37.8		42.2	33.4
14/1/2024	17:52	37.2		42.0	34.3
14/1/2024	17:57	39.4		44.3	36.0
14/1/2024	18:02	39.9		44.0	36.4
14/1/2024	18:07	37.7		42.3	33.2
14/1/2024	18:12	38.8	40.4	43.3	34.7
14/1/2024	18:17	39.7		43.8	35.9
14/1/2024	18:22	44.3		48.5	40.5
14/1/2024	18:27	38.2		42.1	35.3
14/1/2024	18:32	37.3		41.4	33.9
14/1/2024	18:37	37.7		41.7	34.8
14/1/2024	18:42	38.9	38.2	42.0	35.0
14/1/2024	18:47	37.8		40.9	34.8
14/1/2024	18:52	37.6		41.6	34.6
14/1/2024	18:57	39.7		43.7	36.3
		Mean	39.8		
		Maximum	44.3		
		Minimum	35.7		

Station: LFT_M1

Date	Start Time	Leq (5mins)	Leq (30mins)	L10 (5mins)	L90 (5mins)
15/1/2024	7:02	41.1		42.7	39.3
15/1/2024	7:07	42.8		44.4	41.0
15/1/2024	7:12	37.9	40.5	39.7	36.3
15/1/2024	7:17	37.8		40.0	35.6
15/1/2024	7:22	38.8		40.9	36.4
15/1/2024	7:27	41.9		44.2	40.0
15/1/2024	7:32	38.7		41.1	36.4
15/1/2024	7:37	38.8		40.8	36.5
15/1/2024	7:42	39.0	39.8	41.3	37.1
15/1/2024	7:47	40.3		42.6	37.9
15/1/2024	7:52	39.1		41.0	36.7
15/1/2024	7:57	41.9		44.3	39.5
15/1/2024	8:02	38.7		40.8	36.3
15/1/2024	8:07	37.7		40.1	35.5
15/1/2024	8:12	42.2	39.8	44.1	39.9
15/1/2024	8:17	41.5		43.7	39.0
15/1/2024	8:22	38.8		41.3	36.6
15/1/2024	8:27	37.8		40.3	35.6
15/1/2024	8:32	37.9		40.0	35.9
15/1/2024	8:37	38.1		40.5	36.1
15/1/2024	8:42	37.8	37.9	40.4	35.2
15/1/2024	8:47	38.0		39.9	36.0
15/1/2024	8:52	38.3		40.7	35.7
15/1/2024	8:57	37.2		39.3	34.8
15/1/2024	9:02	38.3		40.7	35.8
15/1/2024	9:07	39.8		42.3	37.4
15/1/2024	9:12	37.9	38.3	40.0	35.4
15/1/2024	9:17	37.7		40.4	35.1
15/1/2024	9:22	37.6		39.6	35.3
15/1/2024	9:27	38.0		40.3	36.0
15/1/2024	9:32	37.8		39.6	35.1
15/1/2024	9:37	38.5	38.5	40.4	36.1
15/1/2024	9:42	38.5		40.5	36.5
15/1/2024	9:47	38.5		41.0	36.4
15/1/2024	9:52	38.4		40.1	36.2
15/1/2024	9:57	39.2		41.5	37.0
15/1/2024	10:02	39.8		41.7	37.5
15/1/2024	10:07	39.1		40.8	36.8
15/1/2024	10:12	40.3	39.4	42.9	38.5
15/1/2024	10:17	38.2		40.4	36.5
15/1/2024	10:22	38.5		41.2	36.2
15/1/2024	10:27	40.3		42.5	37.4
15/1/2024	10:32	39.7		42.5	37.0
15/1/2024	10:37	41.2		43.3	39.4
15/1/2024	10:42	40.5	40.4	43.4	37.5
15/1/2024	10:47	40.0		42.9	37.9
15/1/2024	10:52	40.4		42.8	37.8
15/1/2024	10:57	40.3		43.3	37.3
15/1/2024	11:02	39.9		41.7	36.9
15/1/2024	11:07	40.4		42.8	38.5
15/1/2024	11:12	41.2	40.6	44.0	38.6
15/1/2024	11:17	40.7		43.9	38.2
15/1/2024	11:22	40.4		42.5	37.8
15/1/2024	11:27	40.8		43.2	38.9
15/1/2024	11:32	40.1		42.6	38.4
15/1/2024	11:37	39.2		41.0	36.2
15/1/2024	11:42	39.8	39.8	42.2	36.8
15/1/2024	11:47	41.2		43.2	38.1
15/1/2024	11:52	39.3		41.0	37.3
15/1/2024	11:57	38.8		41.6	36.6
15/1/2024	12:02	40.3		42.8	37.4
15/1/2024	12:07	40.1		42.4	37.0
15/1/2024	12:12	40.2	40.1	43.5	37.3
15/1/2024	12:17	39.1		41.0	37.4
15/1/2024	12:22	39.0		42.0	36.0
15/1/2024	12:27	41.2		43.0	39.0
15/1/2024	12:32	40.1		43.1	38.3
15/1/2024	12:37	39.5		41.0	37.8
15/1/2024	12:42	42.2	40.4	43.9	39.4
15/1/2024	12:47	38.5		41.1	36.5
15/1/2024	12:52	41.3		42.9	38.4
15/1/2024	12:57	39.5		42.1	37.6
15/1/2024	13:02	38.2		40.4	36.6
15/1/2024	13:07	39.0		41.6	35.9
15/1/2024	13:12	39.9	39.9	42.2	38.0
15/1/2024	13:17	41.4		43.7	38.3
15/1/2024	13:22	39.7		43.1	36.7
15/1/2024	13:27	40.6		43.0	37.9
15/1/2024	13:32	39.8		42.9	37.2
15/1/2024	13:42	39.7		42.4	37.3
15/1/2024	13:47	40.6		44.0	38.8
15/1/2024	13:52	41.2		44.5	39.1
15/1/2024	13:57	40.2		43.6	38.0
15/1/2024	14:02	39.4		41.1	36.8
15/1/2024	14:07	39.7		41.7	36.9
15/1/2024	14:12	40.6	39.9	43.6	37.3
15/1/2024	14:17	40.2		43.6	38.2
15/1/2024	14:22	39.6		41.5	37.1
15/1/2024	14:27	40.0		42.8	37.5
15/1/2024	14:32	40.1		43.5	37.6
15/1/2024	14:37	40.6		43.4	38.2
15/1/2024	14:42	40.6	40.4	44.1	37.6
15/1/2024	14:47	40.9		44.1	37.4
15/1/2024	14:52	39.2		41.6	36.1
15/1/2024	14:57	40.9		42.7	38.8
15/1/2024	15:02	40.2		42.0	37.0
15/1/2024	15:07	40.4		43.1	37.6
15/1/2024	15:12	41.0	42.2	43.9	38.4
15/1/2024	15:17	41.2		44.4	37.8
15/1/2024	15:22	39.8		43.0	36.0
15/1/2024	15:27	46.2		49.1	42.3
15/1/2024	15:32	40.7		43.2	37.7
15/1/2024	15:37	41.2		43.2	38.5
15/1/2024	15:42	40.6	40.9	43.5	37.6
15/1/2024	15:47	39.1		41.4	36.8
15/1/2024	15:52	42.6		46.4	39.7
15/1/2024	15:57	40.5		43.5	37.5
15/1/2024	16:02	41.1		43.7	39.0
15/1/2024	16:07	39.9		43.7	37.0
15/1/2024	16:12	45.3	42.8	47.5	42.5
15/1/2024	16:17	41.1		43.4	39.1
15/1/2024	16:22	44.8		47.3	42.2
15/1/2024	16:27	41.8		45.9	38.1
15/1/2024	16:32	41.4		45.4	37.6
15/1/2024	16:37	43.2		47.0	40.3
15/1/2024	16:42	40.9	41.8	44.4	38.5
15/1/2024	16:47	40.4		42.7	36.5
15/1/2024	16:52	41.4		44.3	38.3
15/1/2024	16:57	42.7		45.6	38.7
15/1/2024	17:02	43.7		47.7	39.8
15/1/2024	17:07	41.1		44.3	38.7
15/1/2024	17:12	42.9	42.1	45.3	40.6
15/1/2024	17:17	41.1		43.5	38.1
15/1/2024	17:22	41.4		44.4	36.9
15/1/2024	17:27	42.0		45.3	38.1
15/1/2024	17:32	42.0		46.6	37.7
15/1/2024	17:37	41.1		44.4	38.0
15/1/2024	17:42	42.9	42.4	47.8	38.8
15/1/2024	17:47	43.0		47.2	38.2
15/1/2024	17:52	42.8		47.5	38.5
15/1/2024	17:57	42.2		46.3	38.4
15/1/2024	18:02	41.6		46.1	36.8
15/1/2024	18:07	43.4		47.6	39.0
15/1/2024	18:12	40.8	41.5	44.9	37.5
15/1/2024	18:17	40.3		43.6	35.5
15/1/2024	18:22	41.9		45.2	37.9
15/1/2024	18:27	40.3		43.3	36.7
15/1/2024	18:32	41.1		44.9	37.5
15/1/2024	18:37	43.9		47.9	41.0
15/1/2024	18:42	43.1	43.6	47.0	39.8
15/1/2024	18:47	46.1		49.5	42.0
15/1/2024	18:52	43.1		47.3	40.0
15/1/2024	18:57	42.8		46.6	38.8
		Mean	40.6		
		Maximum	43.6		
		Minimum	37.9		

Date	Start Time	Leq (5mins)	Leq (30mins)	L10 (5mins)	L90 (5mins)
16/1/2024	7:02	40.2		41.9	38.3
16/1/2024	7:07	39.2		40.9	37.2
16/1/2024	7:12	40.2	39.7	41.8	38.4
16/1/2024	7:17	40.9		42.6	39.2
16/1/2024	7:22	38.5		40.7	36.3
16/1/2024	7:27	39.0		41.1	36.9
16/1/2024	7:32	38.8		40.8	36.9
16/1/2024	7:37	38.2		40.3	36.2
16/1/2024	7:42	40.2	38.9	42.5	38.3
16/1/2024	7:47	38.1		40.2	35.7
16/1/2024	7:52	39.0		40.9	37.1
16/1/2024	7:57	39.0		41.3	36.7
16/1/2024	8:02	38.6		40.5	36.5
16/1/2024	8:07	38.7		41.1	36.8
16/1/2024	8:12	40.0	39.4	42.3	37.8
16/1/2024	8:17	40.1		42.1	37.7
16/1/2024	8:22	39.0		40.9	37.0
16/1/2024	8:27	39.7		42.3	37.4
16/1/2024	8:32	39.4		41.4	37.2
16/1/2024	8:37	38.6		40.7	36.4
16/1/2024	8:42	38.6	39.0	40.8	36.1
16/1/2024	8:47	39.2		41.7	37.3
16/1/2024	8:52	39.3		41.5	36.8
16/1/2024	8:57	38.9		41.0	36.4
16/1/2024	9:02	39.7		41.7	37.3
16/1/2024	9:07	41.8		43.9	39.6
16/1/2024	9:12	39.9	40.1	42.4	37.8
16/1/2024	9:17	39.5		41.7	37.4
16/1/2024	9:22	40.1		41.8	37.8
16/1/2024	9:27	38.9		40.7	36.5
16/1/2024	9:32	40.0		41.7	38.1
16/1/2024	9:37	39.1	39.6	41.3	36.4
16/1/2024	9:42	38.1		39.8	35.8
16/1/2024	9:47	41.3		43.0	39.5
16/1/2024	9:52	39.6		41.9	37.5
16/1/2024	9:57	38.6		40.3	36.7
16/1/2024	10:02	38.8		40.6	36.2
16/1/2024	10:07	39.0		40.8	37.2
16/1/2024	10:12	39.8	40.1	41.8	38.0
16/1/2024	10:17	40.2		42.9	37.8
16/1/2024	10:22	40.7		43.0	38.0
16/1/2024	10:27	41.5		43.4	39.6
16/1/2024	10:32	40.9		43.5	38.9
16/1/2024	10:37	40.5		42.4	37.5
16/1/2024	10:42	39.3	39.1	42.2	37.4
16/1/2024	10:47	37.3		40.1	35.3
16/1/2024	10:52	37.0		39.1	35.1
16/1/2024	10:57	38.1		40.3	36.1
16/1/2024	11:02	37.7		40.1	35.5
16/1/2024	11:07	40.9		43.1	38.9
16/1/2024	11:12	39.2	39.7	40.9	37.2
16/1/2024	11:17	39.9		42.5	37.8
16/1/2024	11:22	39.5		42.8	37.5
16/1/2024	11:27	40.5		42.9	37.7
16/1/2024	11:32	41.6		43.9	39.5
16/1/2024	11:37	39.4		42.7	37.7
16/1/2024	11:42	38.3	39.5	40.3	35.0
16/1/2024	11:47	40.5		43.7	38.8
16/1/2024	11:52	38.1		40.5	36.0
16/1/2024	11:57	38.0		40.9	35.3
16/1/2024	12:02	39.1		41.3	37.4
16/1/2024	12:07	39.6		42.3	36.8
16/1/2024	12:12	42.1	40.3	43.8	39.1
16/1/2024	12:17	40.1		42.9	38.2
16/1/2024	12:22	41.3		42.8	38.7
16/1/2024	12:27	38.6		40.2	36.4
16/1/2024	12:32	39.9		41.7	37.8
16/1/2024	12:37	39.3		42.2	37.2
16/1/2024	12:42	38.8	39.5	41.3	36.3
16/1/2024	12:47	39.9		42.7	37.0
16/1/2024	12:52	39.5		42.6	37.3
16/1/2024	12:57	39.3		41.3	37.0
16/1/2024	13:02	40.4		43.2	38.1
16/1/2024	13:07	38.1		40.3	36.4
16/1/2024	13:12	40.0	39.4	42.9	37.1
16/1/2024	13:17	38.6		40.7	35.8
16/1/2024	13:22	38.7		42.1	36.8
16/1/2024	13:27	39.9		41.5	38.2
16/1/2024	13:32	39.2		41.9	36.8
16/1/2024	13:37	38.5		40.1	36.0
16/1/2024	13:42	40.0	39.1	42.6	36.9
16/1/2024	13:47	38.9		40.6	35.9
16/1/2024	13:52	40.1		42.6	38.0
16/1/2024	13:57	37.5		39.1	34.7
16/1/2024	14:02	38.5		41.3	35.3
16/1/2024	14:07	39.4		42.8	36.0
16/1/2024	14:12	39.7	39.0	42.8	36.4
16/1/2024	14:17	37.8		40.6	35.7
16/1/2024	14:22	39.6		42.7	36.7
16/1/2024	14:27	38.4		41.6	34.8
16/1/2024	14:32	40.6		42.7	38.6
16/1/2024	14:37	38.7		40.6	36.4
16/1/2024	14:42	38.9	40.5	41.0	35.5
16/1/2024	14:47	40.0		42.4	37.1
16/1/2024	14:52	41.9		44.6	39.5
16/1/2024	14:57	41.9		44.8	39.9
16/1/2024	15:02	42.5		45.8	40.6
16/1/2024	15:07	41.0		44.3	38.3
16/1/2024	15:12	41.8	42.5	44.8	38.8
16/1/2024	15:17	40.6		44.2	37.3
16/1/2024	15:22	40.5		43.3	37.4
16/1/2024	15:27	45.8		48.7	43.7
16/1/2024	15:32	41.3		44.1	37.5
16/1/2024	15:37	40.7		44.0	37.0
16/1/2024	15:42	40.0	41.1	43.3	37.0
16/1/2024	15:47	42.2		44.9	39.1
16/1/2024	15:52	41.1		43.1	38.6
16/1/2024	15:57	40.8		43.2	38.5
16/1/2024	16:02	41.3		44.1	37.5
16/1/2024	16:07	43.5		47.3	40.0
16/1/2024	16:12	41.4	41.9	44.4	38.2
16/1/2024	16:17	42.5		45.1	39.9
16/1/2024	16:22	40.4		42.8	36.4
16/1/2024	16:27	41.9		44.2	38.2
16/1/2024	16:32	40.7		44.9	37.8
16/1/2024	16:37	41.9	42.3	45.2	38.1
16/1/2024	16:42	44.1		48.1	41.0
16/1/2024	16:47	43.1		46.4	40.1
16/1/2024	16:52	41.3		45.4	37.5
16/1/2024	16:57	42.0		45.1	37.9
16/1/2024	17:02	44.7		48.5	41.1
16/1/2024	17:07	45.9		49.8	43.4
16/1/2024	17:12	44.1	44.3	48.2	41.3
16/1/2024	17:17	43.8		47.7	40.2
16/1/2024	17:22	43.2		48.1	39.2
16/1/2024	17:27	43.4		47.0	39.0
16/1/2024	17:32	41.6		45.1	36.8
16/1/2024	17:37	42.4		46.9	37.6
16/1/2024	17:42	41.4	41.9	44.8	38.3
16/1/2024	17:47	42.9		47.1	38.1
16/1/2024	17:52	40.1		43.0	36.1
16/1/2024	17:57	42.5		46.5	38.6
16/1/2024	18:02	41.7		45.6	37.6
16/1/2024	18:07	39.4		43.7	35.2
16/1/2024	18:12	39.5	39.8	43.5	35.8
16/1/2024	18:17	39.5		43.4	36.0
16/1/2024	18:22	39.0		42.1	35.3
16/1/2024	18:27	39.2		43.4	35.6
16/1/2024	18:32	41.5		44.9

Station: LFT_M1

Date	Start Time	Leq (5mins)	Leq (30mins)	L10 (5mins)	L90 (5mins)
17/1/2024	7:02	38.4		40.2	36.5
17/1/2024	7:07	37.9		39.9	36.2
17/1/2024	7:12	37.5	38.2	39.2	35.7
17/1/2024	7:17	38.0		39.8	36.0
17/1/2024	7:22	38.8		40.9	36.8
17/1/2024	7:27	38.3		40.7	36.0
17/1/2024	7:32	39.1		41.3	36.7
17/1/2024	7:37	39.6		41.7	37.6
17/1/2024	7:42	40.7	39.2	42.6	38.3
17/1/2024	7:47	38.8		41.2	36.6
17/1/2024	7:52	37.8		39.7	35.7
17/1/2024	7:57	38.5		40.4	36.3
17/1/2024	8:02	38.3		40.5	36.1
17/1/2024	8:07	39.9		42.3	38.0
17/1/2024	8:12	38.9	40.0	40.9	36.9
17/1/2024	8:17	40.9		42.8	38.9
17/1/2024	8:22	41.7		44.2	39.1
17/1/2024	8:27	39.5		41.7	37.3
17/1/2024	8:32	41.2		43.3	38.7
17/1/2024	8:37	38.8		41.3	36.9
17/1/2024	8:42	40.5	40.1	43.0	38.0
17/1/2024	8:47	40.3		42.4	38.3
17/1/2024	8:52	40.1		42.6	38.0
17/1/2024	8:57	39.2		41.4	36.7
17/1/2024	9:02	38.7		40.8	36.8
17/1/2024	9:07	38.7		41.1	36.2
17/1/2024	9:12	39.7	40.8	42.2	37.2
17/1/2024	9:17	40.7		43.0	38.2
17/1/2024	9:22	40.1		42.4	38.1
17/1/2024	9:27	44.1		46.1	41.4
17/1/2024	9:32	39.8		42.4	37.5
17/1/2024	9:37	38.6		40.9	36.0
17/1/2024	9:42	37.8	38.5	40.1	35.8
17/1/2024	9:47	38.3		40.1	35.7
17/1/2024	9:52	37.5		39.5	34.8
17/1/2024	9:57	38.5		40.8	36.3
17/1/2024	10:02	40.6		42.6	38.1
17/1/2024	10:07	38.6		40.3	36.1
17/1/2024	10:12	41.2	40.4	43.7	39.5
17/1/2024	10:17	39.4		41.4	37.3
17/1/2024	10:22	40.2		43.0	38.4
17/1/2024	10:27	42.0		45.0	39.9
17/1/2024	10:32	40.8		42.7	38.9
17/1/2024	10:37	39.0		40.7	36.3
17/1/2024	10:42	37.1	39.0	39.7	34.1
17/1/2024	10:47	37.9		40.2	35.1
17/1/2024	10:52	39.0		40.8	36.4
17/1/2024	10:57	39.3		42.1	36.9
17/1/2024	11:09	39.5		41.6	37.7
17/1/2024	11:14	38.5		41.3	36.4
17/1/2024	11:19	38.2		40.3	35.3
17/1/2024	11:24	40.4		42.8	38.5
17/1/2024	11:29	39.4		41.4	37.2
17/1/2024	11:34	39.2		41.6	37.3
17/1/2024	11:39	39.2		41.6	36.1
17/1/2024	11:44	40.7	39.6	42.6	37.7
17/1/2024	11:49	39.8		42.3	37.9
17/1/2024	11:54	39.6		42.7	37.1
17/1/2024	11:59	39.0		40.8	36.1
17/1/2024	12:04	37.5		39.5	35.9
17/1/2024	12:09	38.3		40.7	36.2
17/1/2024	12:14	39.8	38.6	42.2	38.3
17/1/2024	12:19	38.4		41.0	36.2
17/1/2024	12:24	39.8		41.7	37.0
17/1/2024	12:29	37.2		39.9	35.1
17/1/2024	12:34	39.6		41.7	37.3
17/1/2024	12:39	40.5		43.2	39.1
17/1/2024	12:44	39.8	40.3	42.1	37.7
17/1/2024	12:49	38.8		41.5	36.5
17/1/2024	12:54	42.0		43.4	39.6
17/1/2024	12:59	40.2		41.7	38.1
17/1/2024	13:04	38.9		41.3	36.4
17/1/2024	13:09	37.8		40.7	35.1
17/1/2024	13:14	40.5	39.4	42.8	38.6
17/1/2024	13:19	40.2		43.1	37.0
17/1/2024	13:24	40.0		41.9	37.0
17/1/2024	13:29	38.3		41.1	35.7
17/1/2024	13:34	39.6		41.4	36.2
17/1/2024	13:39	40.0		42.9	38.0
17/1/2024	13:44	40.0	39.6	42.4	38.3
17/1/2024	13:49	40.2		41.8	36.9
17/1/2024	13:54	38.8		41.1	37.2
17/1/2024	13:59	39.1		41.3	36.8
17/1/2024	14:04	38.8		41.1	35.6
17/1/2024	14:09	38.6		41.9	35.4
17/1/2024	14:14	39.1	39.0	41.2	36.5
17/1/2024	14:19	39.0		42.6	37.0
17/1/2024	14:24	39.4		42.5	37.0
17/1/2024	14:29	38.8		40.8	36.7
17/1/2024	14:34	38.5		41.4	36.0
17/1/2024	14:39	39.8		42.8	36.2
17/1/2024	14:44	39.7	39.7	42.1	37.5
17/1/2024	14:49	39.8		42.3	36.9
17/1/2024	14:54	40.2		43.4	37.9
17/1/2024	14:59	40.0		42.3	37.4
17/1/2024	15:04	40.6		43.7	38.1
17/1/2024	15:09	39.8		43.0	36.4
17/1/2024	15:14	39.9	40.6	43.2	37.0
17/1/2024	15:19	42.4		45.0	40.2
17/1/2024	15:24	39.9		42.3	36.4
17/1/2024	15:29	40.4		43.2	36.5
17/1/2024	15:34	40.7		43.2	38.1
17/1/2024	15:39	39.2		42.5	35.8
17/1/2024	15:44	45.1	41.2	48.4	42.4
17/1/2024	15:49	39.7		42.4	36.4
17/1/2024	15:54	39.1		41.1	35.2
17/1/2024	15:59	39.8		43.5	37.6
17/1/2024	16:04	39.4		43.1	37.4
17/1/2024	16:09	42.0		44.6	38.5
17/1/2024	16:14	39.6	40.3	43.5	37.1
17/1/2024	16:19	39.5		41.8	36.8
17/1/2024	16:24	41.0		44.6	38.0
17/1/2024	16:29	39.7		43.6	35.7
17/1/2024	16:34	38.8		41.7	35.7
17/1/2024	16:39	37.8	38.9	40.7	33.7
17/1/2024	16:44	38.3		42.3	34.4
17/1/2024	16:49	38.7		42.7	35.8
17/1/2024	16:54	39.5		42.0	36.7
17/1/2024	16:59	40.0		42.4	35.9
17/1/2024	17:04	41.5		43.9	37.5
17/1/2024	17:09	40.8		44.9	37.2
17/1/2024	17:14	39.0	40.2	43.8	34.4
17/1/2024	17:19	39.2		43.5	35.6
17/1/2024	17:24	39.8		43.6	36.2
17/1/2024	17:29	40.2		44.7	36.1
17/1/2024	17:34	38.9		42.9	34.8
17/1/2024	17:39	39.5		44.1	36.3
17/1/2024	17:44	40.7	39.9	43.6	36.8
17/1/2024	17:49	40.3		43.4	37.3
17/1/2024	17:54	39.9		44.8	35.5
17/1/2024	17:59	40.1		43.0	36.9
17/1/2024	18:04	36.0		40.3	31.8
17/1/2024	18:09	38.4		42.0	34.3
17/1/2024	18:14	38.8	38.5	42.3	35.1
17/1/2024	18:19	40.1		43.2	37.1
17/1/2024	18:24	38.1		42.3	34.3
17/1/2024	18:29	38.9		42.8	34.6
17/1/2024	18:34	37.0		40.3	32.7
17/1/2024	18:39	37.8		40.8	34.2
17/1/2024	18:44	37.2	38.1	40.9	33.0
17/1/2024	18:49	37.6		41.1	34.4
17/1/2024	18:54	38.4		41.3	34.8
17/1/2024	18:59	39.9		43.1	36.9
		Mean	39.6		
		Maximum	41.2		
		Minimum	38.1		

Date	Start Time	Leq (5mins)	Leq (30mins)	L10 (5mins)	L90 (5mins)
18/1/2024	7:04	38.7		40.5	37.1
18/1/2024	7:09	37.8		40.1	35.6
18/1/2024	7:14	38.4	39.3	40.6	36.2
18/1/2024	7:19	39.9		42.0	37.5
18/1/2024	7:24	39.7		42.1	37.8
18/1/2024	7:29	40.5		42.5	38.4
18/1/2024	7:34	39.4		41.7	37.3
18/1/2024	7:39	37.9		40.0	35.8
18/1/2024	7:44	38.4	39.0	40.3	36.0
18/1/2024	7:49	39.8		42.1	37.9
18/1/2024	7:54	39.1		41.0	36.9
18/1/2024	7:59	39.0		41.0	36.8
18/1/2024	8:04	38.1		40.1	35.9
18/1/2024	8:09	39.0		41.4	36.9
18/1/2024	8:14	38.5	38.0	40.5	36.3
18/1/2024	8:19	36.5		38.7	34.5
18/1/2024	8:24	38.0		40.0	35.4
18/1/2024	8:29	37.4		39.8	34.9
18/1/2024	8:34	38.7		40.6	36.1
18/1/2024	8:39	38.5		41.1	36.5
18/1/2024	8:44	39.3	40.0	41.3	37.3
18/1/2024	8:49	43.3		45.5	41.1
18/1/2024	8:54	38.4		40.8	36.0
18/1/2024	8:59	39.7		42.3	37.2
18/1/2024	9:04	43.9		45.8	41.7
18/1/2024	9:09	43.7		45.7	41.0
18/1/2024	9:14	37.8	41.1	39.8	35.6
18/1/2024	9:19	37.9		39.7	35.8
18/1/2024	9:24	40.3		42.8	37.7
18/1/2024	9:29	38.4		40.6	35.8
18/1/2024	9:34	37.9		40.0	35.9
18/1/2024	9:39	38.4		41.1	36.5
18/1/2024	9:44	39.8	40.1	41.6	37.2
18/1/2024	9:49	40.6		43.1	38.4
18/1/2024	9:54	42.5		45.0	40.3
18/1/2024	9:59	40.1		42.6	38.1
18/1/2024	10:04	38.4		40.5	35.7
18/1/2024	10:09	39.1		41.2	37.1
18/1/2024	10:14	39.7	39.4	41.7	37.6
18/1/2024	10:19	39.3		41.5	37.2
18/1/2024	10:24	40.7		43.2	38.1
18/1/2024	10:29	39.0		41.7	36.6
18/1/2024	10:34	38.2		40.9	35.7
18/1/2024	10:39	39.7		42.7	37.1
18/1/2024	10:44	39.5	39.6	42.2	37.0
18/1/2024	10:49	40.5		43.1	38.0
18/1/2024	10:54	39.4		42.2	36.9
18/1/2024	10:59	40.2		42.4	38.3
18/1/2024	11:04	38.8		41.6	37.1
18/1/2024	11:09	39.5		42.2	36.8
18/1/2024	11:14	46.7	42.0	49.6	43.7
18/1/2024	11:19	39.9		43.0	38.2
18/1/2024	11:24	38.9		41.8	36.7
18/1/2024	11:29	41.4		44.0	38.7
18/1/2024	11:34	41.0		43.1	38.8
18/1/2024	11:39	38.9		41.5	36.5
18/1/2024	11:44	38.6	39.5	41.5	36.7
18/1/2024	11:49	37.3		39.9	34.5
18/1/2024	11:54	38.1		41.4	35.2
18/1/2024	11:59	41.6		44.1	39.4
18/1/2024	12:04	40.8		43.4	38.2
18/1/2024	12:09	38.8		40.8	36.5
18/1/2024	12:14	40.8	41.0	43.1	38.3
18/1/2024	12:19	41.3		43.2	38.4
18/1/2024	12:24	41.6		44.5	40.1
18/1/2024	12:29	42.0		44.2	39.2
18/1/2024	12:34	42.1		43.9	39.4
18/1/2024	12:39	40.0		42.3	36.9
18/1/2024	12:44	40.4	40.7	43.5	38.8
18/1/2024	12:49	40.5		43.6	37.5
18/1/2024	12:54	40.6		43.1	39.1
18/1/2024	12:59	40.1		41.6	37.5
18/1/2024	13:04	39.4		42.3	36.3
18/1/2024	13:09	39.3		41.5	36.1
18/1/2024	13:14	39.5	40.1	41.8	36.1
18/1/2024	13:19	39.9		41.5	37.2
18/1/2024	13:24	41.6		44.3	39.1
18/1/2024	13:29	40.4		42.4	38.7
18/1/2024	13:34	40.7		42.6	38.6
18/1/2024	13:39	40.2		42.3	38.5
18/1/2024	13:44	39.6	41.1	42.6	36.2
18/1/2024	13:49	44.5		47.2	42.3
18/1/2024	13:54	39.1		41.6	37.4
18/1/2024	13:59	39.8		41.8	37.2
18/1/2024	14:04	39.3		41.9	37.6
18/1/2024	14:09	40.6		43.9	38.0
18/1/2024	14:14	41.5	40.6	44.6	39.6
18/1/2024	14:19	40.2		42.3	37.3
18/1/2024	14:24	39.5		42.8	37.6
18/1/2024	14:29	41.7		45.3	39.1
18/1/2024	14:34	39.9		42.1	36.7
18/1/2024	14:39	38.1		40.9	35.2
18/1/2024	14:44	38.2	38.6	41.3	34.6
18/1/2024	14:49	38.0		40.6	35.7
18/1/2024	14:54	38.3		41.5	36.0
18/1/2024	14:59	38.8		41.4	35.5
18/1/2024	15:04	41.0		43.1	37.8
18/1/2024	15:09	41.6		44.3	38.4
18/1/2024	15:14	40.1	40.4	42.4	36.8
18/1/2024	15:19	39.9		43.5	36.3
18/1/2024	15:24	39.9		43.1	36.8
18/1/2024	15:29	39.8		42.0	37.0
18/1/2024	15:34	40.3		44.1	37.4
18/1/2024	15:39	39.8		42.4	36.7
18/1/2024	15:44	40.0	40.1	43.7	36.5
18/1/2024	15:49	40.8		44.0	37.8
18/1/2024	15:54	39.8		43.5	37.5
18/1/2024	15:59	39.7		42.7	36.0
18/1/2024	16:04	40.8		44.6	36.9
18/1/2024	16:09	41.6		44.5	37.8
18/1/2024	16:14	41.6	41.5	45.2	38.3
18/1/2024	16:19	43.9		47.5	41.2
18/1/2024	16:24	40.1		44.1	37.7
18/1/2024	16:29	39.7		42.0	37.3
18/1/2024	16:34	38.9		42.2	35.8
18/1/2024	16:39	39.8	40.1	42.3	35.8
18/1/2024	16:44	39.5		42.7	36.6
18/1/2024	16:49	42.4		46.4	40.0
18/1/2024	16:54	39.8		42.3	36.0
18/1/2024	16:59	39.2		41.5	36.2
18/1/2024	17:04	38.7		42.5	36.4
18/1/2024	17:09	39.2		43.4	35.9
18/1/2024	17:14	39.3	41.5	43.8	35.0
18/1/2024	17:19	38.6		41.7	34.5
18/1/2024	17:24	41.0		44.4	37.2
18/1/2024	17:29	46.1		50.0	42.3
18/1/2024	17:34	41.9		45.6	39.0
18/1/2024	17:39	47.9	43.2	50.9	43.1
18/1/2024	17:44	39.5		42.9	35.4
18/1/2024	17:49	41.4		45.2	36.7
18/1/2024	17:54	41.3		45.0	37.3
18/1/2024	17:59	40.6		44.7	36.0
18/1/2024	18:04	40.5		45.4	35.7
18/1/2024	18:09	40.0		43.2	36.5
18/1/2024	18:14	39.7	41.0	43.5	35.4
18/1/2024	18:19	40.6		43.7	36.8
18/1/2024	18:24	43.0		46.8	40.0
18/1/2024	18:29	41.4		45.2	38.0
18/1/2024	18:34	40.5		44.7	36.6
18/1/2024	18:39	40.8		44.1	36.5
18/1/2024	18:44	40.6	40.5	44.4	36.4
18/1/2024	18:49	41.0		45.3	37.6
18/1/2024	18:54	39.2		42.7	35.2
18/1/2024	18:59	40.6		44.9	37.6
		Mean	40.4		
		Maximum	43.2		
		Minimum	38.0		

Date	Start Time	Leq (5mins)	Leq (30mins)	L10 (5mins)	L90 (5mins)
19/1/2024	7:04	35.7		37.7	33.9
19/1/2024	7:09	35.5		37.5	33.2
19/1/2024	7:14	34.9	34.7	37.1	33.0
19/1/2024	7:19	34.3		36.2	32.4
19/1/2024	7:24	33.6		35.8	31.2
19/1/2024	7:29	34.2		36.6	32.1
19/1/2024	7:34	35.9		38.0	34.0
19/1/2024	7:39	35.4		37.3	33.0
19/1/2024	7:44	35.4	35.5	37.5	33.3
19/1/2024	7:49	35.3		37.5	33.2
19/1/2024	7:54	35.0		37.4	33.0
19/1/2024	7:59	35.9		38.3	33.5
19/1/2024	8:04	35.3		37.6	33.2
19/1/2024	8:09	36.3		38.6	34.3
19/1/2024	8:14	37.5	36.8	39.8	35.2
19/1/2024	8:19	37.7		40.2	35.2
19/1/2024	8:24	36.0		38.1	34.0
19/1/2024	8:29	37.4		39.9	35.0
19/1/2024	8:34	37.0		39.1	34.4
19/1/2024	8:39	36.6		39.2	34.1
19/1/2024	8:44	37.1	36.2	39.3	34.9
19/1/2024	8:49	35.5		37.8	33.6
19/1/2024	8:54	35.4		37.7	32.9
19/1/2024	8:59	35.1		37.2	32.5
19/1/2024	9:04	35.5		37.7	33.5
19/1/2024	9:09	36.1		38.8	33.6
19/1/2024	9:14	36.7	37.2	39.2	34.5
19/1/2024	9:19	37.0		39.0	34.8
19/1/2024	9:24	36.7		39.1	34.8
19/1/2024	9:29	39.9		42.6	37.8
19/1/2024	9:34	39.1		41.4	37.1
19/1/2024	9:39	37.9		40.1	36.2
19/1/2024	9:44	38.0	38.0	39.7	35.9
19/1/2024	9:49	37.3		39.4	35.1
19/1/2024	9:54	37.5		39.3	35.5
19/1/2024	9:59	38.1		40.1	36.3
19/1/2024	10:04	40.2		42.6	38.5
19/1/2024	10:09	38.6		41.1	36.5
19/1/2024	10:14	38.6	38.5	40.3	36.8
19/1/2024	10:19	38.0		40.7	35.2
19/1/2024	10:24	36.9		39.6	34.9
19/1/2024	10:29	38.1		41.1	36.1
19/1/2024	10:34	37.7		40.5	35.9
19/1/2024	10:39	37.4		40.2	34.4
19/1/2024	10:44	38.5	38.2	40.7	35.8
19/1/2024	10:49	37.9		40.3	35.4
19/1/2024	10:54	38.3		40.1	36.1
19/1/2024	10:59	39.2		41.9	37.2
19/1/2024	11:04	37.5		39.5	35.5
19/1/2024	11:09	36.9		39.8	33.7
19/1/2024	11:14	37.4	38.2	40.0	34.8
19/1/2024	11:19	37.8		39.6	35.1
19/1/2024	11:24	39.3		42.5	36.7
19/1/2024	11:29	39.6		41.6	37.2
19/1/2024	11:34	39.2		42.0	36.0
19/1/2024	11:39	40.0		42.1	38.3
19/1/2024	11:44	39.5	39.9	42.1	37.0
19/1/2024	11:49	39.7		41.8	37.3
19/1/2024	11:54	40.5		43.1	37.5
19/1/2024	11:59	40.6		43.3	37.6
19/1/2024	12:04	39.2		41.3	36.9
19/1/2024	12:09	38.6	39.1	40.6	36.6
19/1/2024	12:14	39.4		41.2	37.4
19/1/2024	12:19	38.6		41.2	36.5
19/1/2024	12:24	40.0		41.9	36.9
19/1/2024	12:29	38.9		42.0	36.4
19/1/2024	12:34	39.6		41.7	36.7
19/1/2024	12:39	42.4		44.8	40.0
19/1/2024	12:44	41.2	41.0	43.9	38.3
19/1/2024	12:49	40.0		43.1	37.5
19/1/2024	12:54	41.6		43.5	40.1
19/1/2024	12:59	40.7		42.2	38.2
19/1/2024	13:04	41.4		43.7	39.6
19/1/2024	13:09	41.6		44.2	39.5
19/1/2024	13:14	43.1	43.4	45.8	39.8
19/1/2024	13:19	42.8		45.5	40.2
19/1/2024	13:24	45.8		47.7	43.0
19/1/2024	13:29	43.9		45.5	42.0
19/1/2024	13:34	44.2		45.8	40.8
19/1/2024	13:39	41.7		44.6	38.3
19/1/2024	13:44	40.6		42.5	38.4
19/1/2024	13:49	39.8		41.5	38.2
19/1/2024	13:57	41.7		44.5	39.4
19/1/2024	14:02	40.0		43.4	38.2
19/1/2024	14:07	38.4		40.9	34.8
19/1/2024	14:12	37.9	38.7	40.8	35.7
19/1/2024	14:17	39.3		41.7	36.4
19/1/2024	14:22	39.2		42.8	36.9
19/1/2024	14:27	36.8		40.2	34.4
19/1/2024	14:32	37.0		39.1	34.7
19/1/2024	14:37	38.1		40.6	34.2
19/1/2024	14:42	37.0	37.8	40.4	34.8
19/1/2024	14:47	37.6		39.9	34.8
19/1/2024	14:52	38.1		40.8	34.4
19/1/2024	14:57	38.8		41.9	36.1
19/1/2024	15:02	37.6		40.0	33.9
19/1/2024	15:07	38.7		41.2	36.6
19/1/2024	15:12	39.1	38.1	41.8	35.3
19/1/2024	15:17	37.6		41.5	35.2
19/1/2024	15:22	38.3		42.5	35.9
19/1/2024	15:27	36.8		40.3	34.1
19/1/2024	15:32	37.0		40.9	33.0
19/1/2024	15:37	38.4		42.5	35.0
19/1/2024	15:42	38.3	38.3	42.1	34.7
19/1/2024	15:47	37.1		40.3	32.9
19/1/2024	15:52	39.0		41.9	34.8
19/1/2024	15:57	39.5		42.2	35.8
19/1/2024	16:02	38.5		41.9	35.7
19/1/2024	16:07	38.3		40.8	35.8
19/1/2024	16:12	38.2	38.3	41.6	35.4
19/1/2024	16:17	37.3		40.8	33.4
19/1/2024	16:22	37.5		41.7	34.1
19/1/2024	16:27	39.5		44.4	35.6
19/1/2024	16:32	38.2		42.1	34.7
19/1/2024	16:37	37.0		41.0	32.1
19/1/2024	16:42	38.0	38.6	41.7	33.4
19/1/2024	16:47	39.3		42.9	35.6
19/1/2024	16:52	38.5		43.3	34.5
19/1/2024	16:57	40.0		44.0	35.6
19/1/2024	17:02	41.4		45.8	36.6
19/1/2024	17:07	38.5		43.2	34.9
19/1/2024	17:12	38.4	39.3	42.3	33.6
19/1/2024	17:17	37.9		42.4	33.8
19/1/2024	17:22	37.8		41.9	33.5
19/1/2024	17:27	40.2		44.1	36.0
19/1/2024	17:32	37.8		41.7	34.5
19/1/2024	17:37	38.6		41.6	35.0
19/1/2024	17:42	39.2	39.2	42.7	36.1
19/1/2024	17:47	39.0		41.9	35.4
19/1/2024	17:52	40.1		43.4	37.2
19/1/2024	17:57	39.9		43.8	37.0
19/1/2024	18:02	40.0		43.4	36.6
19/1/2024	18:07	41.2		44.6	37.7
19/1/2024	18:12	40.3	40.1	43.3	36.3
19/1/2024	18:17	39.6		43.0	36.3
19/1/2024	18:22	38.6		41.7	35.4
19/1/2024	18:27	40.3		43.4	36.7
19/1/2024	18:32	40.1		43.5	37.1
19/1/2024	18:37	40.0		43.6	36.9

Station: LFT_M1

Date	Start Time	Leq (5mins)	Leq (30mins)	L10 (5mins)	L90 (5mins)
20/1/2024	7:02	34.7		36.6	32.8
20/1/2024	7:07	34.3		36.7	32.4
20/1/2024	7:12	34.8	35.3	37.2	32.8
20/1/2024	7:17	35.1		37.5	33.2
20/1/2024	7:22	36.7		39.1	34.8
20/1/2024	7:27	35.9		37.9	33.9
20/1/2024	7:32	36.5		38.7	34.6
20/1/2024	7:37	36.6		39.2	34.6
20/1/2024	7:42	36.7	36.4	38.6	34.1
20/1/2024	7:47	35.9		38.5	33.6
20/1/2024	7:52	35.7		37.9	33.1
20/1/2024	7:57	36.7		38.6	34.8
20/1/2024	8:02	36.8		39.3	34.3
20/1/2024	8:07	38.2		40.1	35.6
20/1/2024	8:12	36.6	37.0	38.8	34.2
20/1/2024	8:17	36.5		38.8	34.5
20/1/2024	8:22	35.9		38.2	34.2
20/1/2024	8:27	37.7		40.2	35.8
20/1/2024	8:32	37.0		39.5	34.3
20/1/2024	8:37	36.8		39.2	34.1
20/1/2024	8:42	35.9	37.5	38.3	33.4
20/1/2024	8:47	38.1		40.5	35.5
20/1/2024	8:52	37.6		40.2	35.2
20/1/2024	8:57	38.8		40.8	37.0
20/1/2024	9:02	40.9		43.1	38.6
20/1/2024	9:07	39.2		41.9	36.7
20/1/2024	9:12	37.9	38.7	40.2	35.9
20/1/2024	9:17	37.5		40.0	35.1
20/1/2024	9:22	37.2		39.2	34.4
20/1/2024	9:27	38.1		40.0	35.6
20/1/2024	9:32	41.4		43.7	39.7
20/1/2024	9:37	37.6		40.4	35.9
20/1/2024	9:42	38.5	40.1	41.2	36.8
20/1/2024	9:47	41.6		43.9	38.9
20/1/2024	9:52	40.9		42.9	39.2
20/1/2024	9:57	39.3		41.4	37.6
20/1/2024	10:02	40.5		43.2	37.8
20/1/2024	10:07	40.3		43.3	38.4
20/1/2024	10:12	40.5	41.4	43.5	37.5
20/1/2024	10:17	42.3		44.6	40.6
20/1/2024	10:22	41.6		44.6	38.6
20/1/2024	10:27	42.7		45.5	39.7
20/1/2024	10:32	42.6		45.6	39.9
20/1/2024	10:37	43.5		45.7	40.2
20/1/2024	10:42	41.0	43.1	43.5	38.2
20/1/2024	10:47	42.5		45.0	40.8
20/1/2024	10:52	45.9		48.2	42.6
20/1/2024	10:57	41.0		43.8	37.8
20/1/2024	11:02	39.8		42.9	37.0
20/1/2024	11:07	41.0		43.3	38.8
20/1/2024	11:12	39.6	40.8	42.3	36.3
20/1/2024	11:17	41.4		43.1	39.3
20/1/2024	11:22	41.8		44.0	39.0
20/1/2024	11:27	41.1		44.2	38.9
20/1/2024	11:32	41.5		43.0	39.9
20/1/2024	11:37	40.4		43.4	38.7
20/1/2024	11:42	42.4	43.3	45.0	40.7
20/1/2024	11:47	44.0		46.7	40.9
20/1/2024	11:52	47.1		48.6	44.3
20/1/2024	11:57	39.3		41.5	36.7
20/1/2024	12:02	38.7		40.4	35.7
20/1/2024	12:07	38.8		41.0	36.9
20/1/2024	12:12	40.4	39.9	42.6	37.6
20/1/2024	12:17	40.1		43.1	38.2
20/1/2024	12:22	39.5		41.3	37.5
20/1/2024	12:27	41.5		43.4	38.4
20/1/2024	12:32	40.7		42.3	37.5
20/1/2024	12:37	41.4		43.7	38.0
20/1/2024	12:42	41.6	41.0	44.9	39.7
20/1/2024	12:47	43.1		45.8	40.7
20/1/2024	12:52	39.3		41.4	36.4
20/1/2024	12:57	38.0		41.2	36.2
20/1/2024	13:02	40.5		42.6	37.5
20/1/2024	13:07	38.1		41.3	35.7
20/1/2024	13:12	37.2	38.9	40.5	35.2
20/1/2024	13:17	37.7		41.0	36.0
20/1/2024	13:22	40.4		42.7	36.8
20/1/2024	13:27	38.2		40.1	34.9
20/1/2024	13:32	38.6		40.4	36.0
20/1/2024	13:37	38.5		40.4	35.9
20/1/2024	13:42	37.1	38.0	40.0	33.7
20/1/2024	13:47	37.7		40.5	34.2
20/1/2024	13:52	37.2		39.7	35.3
20/1/2024	13:57	38.6		42.1	36.8
20/1/2024	14:02	38.4		40.9	34.9
20/1/2024	14:07	38.5		40.5	36.6
20/1/2024	14:12	39.8	38.6	42.6	37.5
20/1/2024	14:17	38.7		40.6	36.8
20/1/2024	14:22	38.2		40.7	34.4
20/1/2024	14:27	38.1		40.8	35.6
20/1/2024	14:32	38.8		40.9	36.5
20/1/2024	14:37	39.4		42.9	37.4
20/1/2024	14:42	39.5	39.2	43.4	35.8
20/1/2024	14:47	39.3		41.7	35.7
20/1/2024	14:52	39.8		42.9	36.9
20/1/2024	14:57	38.0		41.0	34.8
20/1/2024	15:02	39.2		43.1	35.7
20/1/2024	15:07	38.9		41.6	35.8
20/1/2024	15:12	39.4	39.0	43.2	36.2
20/1/2024	15:17	38.7		41.1	35.6
20/1/2024	15:22	39.5		42.3	35.9
20/1/2024	15:27	38.1		41.4	35.3
20/1/2024	15:32	38.3		42.1	36.0
20/1/2024	15:37	38.2		40.8	34.3
20/1/2024	15:42	37.3	38.7	39.7	33.9
20/1/2024	15:47	39.4		41.8	35.4
20/1/2024	15:52	39.6		42.1	36.2
20/1/2024	15:57	38.9		42.0	36.5
20/1/2024	16:02	39.1		41.9	36.0
20/1/2024	16:07	39.4		42.6	36.8
20/1/2024	16:12	40.1	39.5	43.2	36.5
20/1/2024	16:17	41.2		43.5	37.6
20/1/2024	16:22	38.3		42.2	33.8
20/1/2024	16:27	38.4		42.2	35.1
20/1/2024	16:32	37.7		41.5	34.6
20/1/2024	16:37	38.1		41.4	33.2
20/1/2024	16:42	43.7	41.0	48.6	39.0
20/1/2024	16:47	40.2		43.3	36.2
20/1/2024	16:52	41.7		45.5	37.1
20/1/2024	16:57	41.7		46.0	36.8
20/1/2024	17:02	40.4		44.2	36.1
20/1/2024	17:07	40.6		44.6	36.0
20/1/2024	17:12	38.8	39.2	42.2	35.0
20/1/2024	17:17	39.4		44.1	35.2
20/1/2024	17:22	37.4		40.5	33.7
20/1/2024	17:27	37.5		41.7	33.7
20/1/2024	17:32	36.6		40.1	33.6
20/1/2024	17:37	39.4		43.0	36.1
20/1/2024	17:42	40.2	39.0	43.7	36.8
20/1/2024	17:47	39.0		42.5	35.7
20/1/2024	17:52	38.3		41.6	35.3
20/1/2024	17:57	39.9		43.7	35.7
20/1/2024	18:02	40.0		44.2	36.3
20/1/2024	18:07	39.5		43.5	36.5
20/1/2024	18:12	41.3	40.5	44.8	37.4
20/1/2024	18:17	40.7		45.0	37.1
20/1/2024	18:22	40.2		43.9	36.9
20/1/2024	18:27	40.9		44.4	37.2
20/1/2024	18:32	39.6		42.3	36.3
20/1/2024	18:37	40.6		43.4	37.5
20/1/2024	18:42	40.2	40.3	43.2	36.4
20/1/2024	18:47	39.4		42.6	35.6
20/1/2024	18:52	40.8		44.0	37.3
20/1/2024	18:57	40.7		44.1	37.3
		Mean	39.4		
		Maximum	43.3		
		Minimum	35.3		

Date	Start Time	Leq (5mins)	Leq (30mins)	L10 (5mins)	L90 (5mins)
21/1/2024	7:02	37.6		40.0	35.6
21/1/2024	7:07	36.2		38.2	33.8
21/1/2024	7:12	36.8	36.4	38.9	34.6
21/1/2024	7:17	36.2		38.4	34.1
21/1/2024	7:22	35.4		37.9	32.9
21/1/2024	7:27	36.1		38.1	33.6
21/1/2024	7:32	35.9		38.0	33.5
21/1/2024	7:37	36.7		39.0	34.3
21/1/2024	7:42	36.5	38.5	38.5	34.3
21/1/2024	7:47	39.8		42.4	37.7
21/1/2024	7:52	41.8		44.3	39.3
21/1/2024	7:57	36.2		38.7	33.8
21/1/2024	8:02	36.1		38.4	33.7
21/1/2024	8:07	36.3		38.5	34.3
21/1/2024	8:12	35.9	36.9	37.9	33.6
21/1/2024	8:17	37.4		39.8	35.2
21/1/2024	8:22	37.9		40.2	35.6
21/1/2024	8:27	37.7		39.7	35.7
21/1/2024	8:32	37.1		39.5	34.4
21/1/2024	8:37	36.7		39.0	34.1
21/1/2024	8:42	37.2	37.0	39.2	35.3
21/1/2024	8:47	37.4		39.4	34.9
21/1/2024	8:52	36.9		39.2	34.4
21/1/2024	8:57	37.0		39.4	35.2
21/1/2024	9:02	37.5		39.7	35.3
21/1/2024	9:07	38.3		40.0	36.2
21/1/2024	9:12	38.4	38.8	40.2	36.1
21/1/2024	9:17	40.8		43.1	38.1
21/1/2024	9:22	38.8		41.3	36.3
21/1/2024	9:27	38.6		41.1	36.0
21/1/2024	9:32	38.7		40.4	35.8
21/1/2024	9:37	39.5		42.5	36.5
21/1/2024	9:42	38.7	38.4	40.6	35.7
21/1/2024	9:47	38.1		40.5	36.4
21/1/2024	9:52	36.6		39.2	34.8
21/1/2024	9:57	38.3		41.3	35.9
21/1/2024	10:02	38.8		41.6	37.0
21/1/2024	10:07	39.8		42.2	37.4
21/1/2024	10:12	39.7	40.0	41.7	37.0
21/1/2024	10:17	40.5		43.3	37.8
21/1/2024	10:22	40.2		42.6	37.4
21/1/2024	10:27	40.6		42.3	37.7
21/1/2024	10:32	39.1		42.4	36.5
21/1/2024	10:37	39.4		42.2	37.6
21/1/2024	10:42	38.4	39.5	40.2	35.6
21/1/2024	10:47	39.7		41.4	36.7
21/1/2024	10:52	41.0		44.3	38.2
21/1/2024	10:57	39.2		41.4	36.0
21/1/2024	11:02	39.8		42.9	37.6
21/1/2024	11:07	39.6		42.5	36.3
21/1/2024	11:12	41.3	40.3	44.6	38.2
21/1/2024	11:17	40.5		43.5	38.4
21/1/2024	11:22	38.8		40.9	36.6
21/1/2024	11:27	41.2		43.2	39.7
21/1/2024	11:32	39.6		42.5	37.6
21/1/2024	11:37	41.4		43.0	38.4
21/1/2024	11:42	39.0	40.0	41.4	37.2
21/1/2024	11:47	40.0		41.6	37.9
21/1/2024	11:52	40.7		42.3	38.2
21/1/2024	11:57	39.0		41.5	36.5
21/1/2024	12:02	40.5		43.5	39.0
21/1/2024	12:07	40.6		43.6	37.9
21/1/2024	12:12	39.8	40.3	42.0	38.0
21/1/2024	12:17	39.8		41.7	37.1
21/1/2024	12:22	40.2		42.7	36.9
21/1/2024	12:27	40.7		42.4	37.4
21/1/2024	12:32	40.8		43.0	38.5
21/1/2024	12:37	41.1		43.0	38.4
21/1/2024	12:42	41.7	40.8	43.6	38.8
21/1/2024	12:47	40.3		43.2	37.2
21/1/2024	12:52	41.0		44.4	38.0
21/1/2024	12:57	39.3		41.4	37.3
21/1/2024	13:02	38.1		40.5	35.6
21/1/2024	13:07	39.4		42.4	36.8
21/1/2024	13:12	39.1	40.0	42.1	36.1
21/1/2024	13:17	39.6		42.8	37.2
21/1/2024	13:22	39.9		42.4	37.5
21/1/2024	13:27	42.6		45.2	40.3
21/1/2024	13:32	41.7		45.3	38.8
21/1/2024	13:37	41.3	41.3	44.1	39.4
21/1/2024	13:42	41.4		43.7	37.9
21/1/2024	13:47	39.8		41.7	37.7
21/1/2024	13:52	42.0		44.4	40.0
21/1/2024	13:57	41.6		43.8	38.8
21/1/2024	14:02	40.1		43.4	36.6
21/1/2024	14:07	42.0		45.0	40.1
21/1/2024	14:12	39.5	40.4	42.9	35.9
21/1/2024	14:17	40.8		43.3	38.5
21/1/2024	14:22	40.8		43.6	37.4
21/1/2024	14:27	38.6		41.7	36.3
21/1/2024	14:32	40.8		44.5	38.2
21/1/2024	14:37	40.6		42.6	38.5
21/1/2024	14:42	41.6	40.9	43.8	39.6
21/1/2024	14:47	41.0		43.7	38.7
21/1/2024	14:52	40.0		42.8	38.0
21/1/2024	14:57	41.2		43.6	38.8
21/1/2024	15:02	39.3		43.1	36.9
21/1/2024	15:07	39.5		42.4	36.0
21/1/2024	15:12	39.6	40.0	41.8	36.7
21/1/2024	15:17	40.2		43.1	36.6
21/1/2024	15:22	41.1		43.8	38.8
21/1/2024	15:27	39.9		43.0	35.7
21/1/2024	15:32	40.4		43.0	37.6
21/1/2024	15:37	41.3		44.2	39.0
21/1/2024	15:42	41.7	39.7	45.4	37.7
21/1/2024	15:47	37.1		40.8	34.6
21/1/2024	15:52	37.3		41.1	34.5
21/1/2024	15:57	37.7		41.7	34.7
21/1/2024	16:02	39.1		43.3	35.9
21/1/2024	16:07	40.4		44.5	37.5
21/1/2024	16:12	40.3	39.9	44.2	37.5
21/1/2024	16:17	40.2		43.0	36.7
21/1/2024	16:22	40.0		44.8	36.7
21/1/2024	16:27	39.1		43.1	35.8
21/1/2024	16:32	39.4		42.3	34.7
21/1/2024	16:37	38.8	39.0	43.7	33.9
21/1/2024	16:42	39.5		43.1	36.5
21/1/2024	16:47	39.0		42.4	34.6
21/1/2024	16:52	39.6		43.5	36.4
21/1/2024	16:57	37.5		41.8	33.1
21/1/2024	17:02	37.2		40.4	32.8
21/1/2024	17:07	37.1		41.2	32.8
21/1/2024	17:12	37.0	37.8	41.3	33.3
21/1/2024	17:17	38.5		41.4	35.4
21/1/2024	17:22	38.9		42.2	36.0
21/1/2024	17:27	37.7		40.9	33.6
21/1/2024	17:32	38.8		42.1	35.7
21/1/2024	17:37	39.1	39.1	43.0	34.8
21/1/2024	17:42	38.9		43.0	35.1
21/1/2024	17:47	40.2		43.2	36.0
21/1/2024	17:52	38.9		42.0	35.9
21/1/2024	17:57	38.2		42.3	34.4
21/1/2024	18:02	37.5		40.9	34.6
21/1/2024	18:07	39.3		43.0	35.6
21/1/2024	18:12	38.8	40.1	42.6	34.6
21/1/2024	18:17	42.5		45.8	38.9
21/1/2024	18:22	38.6		42.0	34.6
21/1/2024	18:27	41.7		44.7	38.6
21/1/2024	18:32	38.2		41.4	35.1
21/1/2024	18:37	37.9		41.8	34.8
21/1/2024	18:42	38.2	39.7	41.6	34.3
21/1/2024	18:47	39.1		42.2	35.5
21/1/2024	18:52	42.0		44.8	38.3
21/1/2024	18:57	41.1		44.3	38.0
		Mean	39.4		
		Maximum	41.3		
		Minimum	36.4		

Date	Start Time	Leq (5mins)	Leq (30mins)	L10 (5mins)	L90 (5mins)
22/1/2024	7:02	35.5		37.7	33.1
22/1/2024	7:07	35.2		37.6	33.1
22/1/2024	7:12	35.5	36.7	37.4	33.3
22/1/2024	7:17	36.4		38.4	34.3
22/1/2024	7:22	37.0		39.6	35.1
22/1/2024	7:27	39.3		41.5	37.1
22/1/2024	7:32	36.3		38.8	33.9
22/1/2024	7:37	39.3		41.3	37.4
22/1/2024	7:42	39.4	38.1	41.3	37.1
22/1/2024	7:47	37.9		40.5	35.5
22/1/2024	7:52	37.9		40.4	35.3
22/1/2024	7:57	36.7		39.3	34.4
22/1/2024	8:02	37.3		39.7	34.7
22/1/2024	8:07	38.5		40.4	36.5
22/1/2024	8:12	36.4	37.7	38.4	33.9
22/1/2024	8:17	36.7		38.8	34.8
22/1/2024	8:22	38.9		41.1	36.8
22/1/2024	8:27	38.0		39.9	35.8
22/1/2024	8:32	43.1		45.6	40.9
22/1/2024	8:37	39.6		41.5	37.9
22/1/2024	8:42	38.9	40.0	41.2	37.0
22/1/2024	8:47	39.2		41.9	37.5
22/1/2024	8:52	38.2		40.8	35.8
22/1/2024	8:57	38.8		41.2	36.9
22/1/2024	9:02	38.7		41.3	36.3
22/1/2024	9:07	37.9		39.9	36.2
22/1/2024	9:12	41.2	40.7	43.1	39.5
22/1/2024	9:17	41.4		43.4	39.1
22/1/2024	9:22	40.2		42.5	37.4
22/1/2024	9:27	42.9		45.5	40.4
22/1/2024	9:32	38.2		40.4	36.5
22/1/2024	9:37	38.3		41.3	35.3
22/1/2024	9:42	38.4	38.6	40.1	35.8
22/1/2024	9:47	39.3		41.6	36.8
22/1/2024	9:52	38.6		40.6	36.7
22/1/2024	9:57	38.6		40.6	36.4
22/1/2024	10:02	36.9		39.6	35.1
22/1/2024	10:07	36.8		39.7	35.0
22/1/2024	10:12	38.4	39.4	40.4	35.7
22/1/2024	10:17	40.2		43.0	37.6
22/1/2024	10:22	39.8		42.8	36.9
22/1/2024	10:27	41.8		44.9	39.7
22/1/2024	10:32	40.6		42.3	37.6
22/1/2024	10:37	40.8		42.6	38.8
22/1/2024	10:42	40.2	40.4	43.1	38.4
22/1/2024	10:47	40.0		42.6	38.3
22/1/2024	10:52	40.0		42.3	37.6
22/1/2024	10:57	40.9		42.8	38.3
22/1/2024	11:02	40.0		42.2	36.9
22/1/2024	11:07	40.3		42.1	37.8
22/1/2024	11:12	40.8	40.4	43.6	37.6
22/1/2024	11:17	41.7		43.2	39.2
22/1/2024	11:22	39.0		42.0	37.2
22/1/2024	11:27	39.8		41.5	36.9
22/1/2024	11:32	40.1		42.6	37.4
22/1/2024	11:37	41.1		42.6	39.6
22/1/2024	11:42	41.4	41.3	43.2	39.2
22/1/2024	11:47	39.7		41.3	38.2
22/1/2024	11:52	41.8		43.7	39.7
22/1/2024	11:57	42.9		45.4	41.1
22/1/2024	12:02	38.7		41.4	36.5
22/1/2024	12:07	42.0		43.6	39.3
22/1/2024	12:12	41.8	41.7	44.8	40.0
22/1/2024	12:17	41.8		44.7	40.3
22/1/2024	12:22	42.7		46.1	40.9
22/1/2024	12:27	42.2		44.4	39.3
22/1/2024	12:32	40.3		42.2	38.4
22/1/2024	12:37	40.5		42.1	38.8
22/1/2024	12:42	39.9	41.3	41.9	36.7
22/1/2024	12:47	42.8		44.5	40.1
22/1/2024	12:52	41.8		45.0	38.8
22/1/2024	12:57	41.8		45.0	38.9
22/1/2024	13:02	41.9		44.5	40.0
22/1/2024	13:07	42.4		44.0	40.2
22/1/2024	13:12	41.9	42.1	43.9	40.0
22/1/2024	13:17	41.9		44.7	39.3
22/1/2024	13:22	40.9		44.0	37.4
22/1/2024	13:27	43.3		46.5	41.2
22/1/2024	13:32	42.0		44.1	38.4
22/1/2024	13:37	41.1		44.2	38.5
22/1/2024	13:42	42.9	42.0	46.4	40.7
22/1/2024	13:47	41.6		44.3	39.4
22/1/2024	13:52	41.7		45.3	39.1
22/1/2024	13:57	42.3		44.6	39.2
22/1/2024	14:02	42.8		44.6	40.2
22/1/2024	14:07	41.7		44.2	39.9
22/1/2024	14:12	42.3	42.1	45.5	40.3
22/1/2024	14:17	43.4		45.9	40.0
22/1/2024	14:22	39.7		41.9	35.9
22/1/2024	14:27	41.8		45.7	38.6
22/1/2024	14:35	38.9		42.1	35.6
22/1/2024	14:40	38.9		42.2	37.0
22/1/2024	14:45	39.4		43.0	37.3
22/1/2024	14:50	38.5		41.5	36.1
22/1/2024	14:55	37.6		40.3	35.0
22/1/2024	15:00	37.3		39.2	34.7
22/1/2024	15:05	37.7		40.8	35.8
22/1/2024	15:10	37.7	38.0	39.5	35.6
22/1/2024	15:15	39.1		40.9	35.5
22/1/2024	15:20	38.4		41.5	36.2
22/1/2024	15:25	37.6		40.0	35.7
22/1/2024	15:30	36.4		39.9	34.2
22/1/2024	15:35	36.7		38.9	34.3
22/1/2024	15:40	35.8	37.0	37.8	32.5
22/1/2024	15:45	37.8		41.1	35.0
22/1/2024	15:50	37.4		41.0	34.3
22/1/2024	15:55	37.4		40.4	35.2
22/1/2024	16:00	36.8		39.0	34.0
22/1/2024	16:05	36.7		39.9	33.2
22/1/2024	16:10	38.0	37.5	40.2	34.7
22/1/2024	16:15	37.8		40.4	34.4
22/1/2024	16:20	38.1		40.1	35.3
22/1/2024	16:25	37.1		40.5	33.3
22/1/2024	16:30	37.3		40.0	34.5
22/1/2024	16:35	38.0		41.8	35.5
22/1/2024	16:40	38.1	38.3	42.2	34.4
22/1/2024	16:45	39.4		43.3	35.3
22/1/2024	16:50	37.4		40.6	34.5
22/1/2024	16:55	38.9		43.1	34.7
22/1/2024	17:00	39.2		42.6	36.9
22/1/2024	17:05	37.6		40.0	34.4
22/1/2024	17:10	37.5	37.8	40.9	33.9
22/1/2024	17:15	37.1		41.0	33.0
22/1/2024	17:20	37.0		39.8	34.4
22/1/2024	17:25	38.0		41.2	35.7
22/1/2024	17:30	37.8		40.8	34.5
22/1/2024	17:35	37.5		40.7	33.8
22/1/2024	17:40	37.9	37.3	41.5	34.2
22/1/2024	17:45	37.1		41.5	32.5
22/1/2024	17:50	37.7		42.1	34.5
22/1/2024	17:55	35.4		38.9	31.2
22/1/2024	18:00	39.4		43.0	34.6
22/1/2024	18:05	40.2		43.7	36.1
22/1/2024	18:10	38.3	38.9	41.3	33.9
22/1/2024	18:15	38.3		43.2	34.0
22/1/2024	18:20	39.4		42.9	36.0
22/1/2024	18:25	37.3		40.7	33.3
22/1/2024	18:30	39.7		43.8	36.4
22/

Station: LFT_M1

Date	Start Time	Leq (5mins)	Leq (30mins)	L10 (5mins)	L90 (5mins)
23/1/2024	7:00	36.9		38.7	34.9
23/1/2024	7:05	36.2		37.8	34.6
23/1/2024	7:10	36.2	36.0	38.1	34.6
23/1/2024	7:15	35.0		36.6	33.1
23/1/2024	7:20	35.4		37.3	33.4
23/1/2024	7:25	35.8		37.7	33.9
23/1/2024	7:30	36.9		38.8	34.9
23/1/2024	7:35	36.3		38.3	34.0
23/1/2024	7:40	35.8	35.8	38.2	33.6
23/1/2024	7:45	35.2		37.3	33.3
23/1/2024	7:50	35.3		37.5	33.3
23/1/2024	7:55	34.8		36.9	32.7
23/1/2024	8:00	34.5		36.7	32.5
23/1/2024	8:05	34.4		36.5	32.2
23/1/2024	8:10	34.4	34.9	36.5	32.5
23/1/2024	8:15	35.2		37.4	33.3
23/1/2024	8:20	35.7		38.0	33.6
23/1/2024	8:25	35.3		37.6	33.3
23/1/2024	8:30	35.6		37.8	33.5
23/1/2024	8:35	35.9		37.9	33.6
23/1/2024	8:40	36.2	36.1	38.6	34.3
23/1/2024	8:45	36.3		38.5	34.4
23/1/2024	8:50	36.3		38.8	34.1
23/1/2024	8:55	36.1		38.1	33.6
23/1/2024	9:00	36.0		37.9	33.8
23/1/2024	9:05	37.5		39.4	34.9
23/1/2024	9:10	35.8	36.5	37.9	33.6
23/1/2024	9:15	36.5		38.4	34.3
23/1/2024	9:20	37.0		39.2	34.4
23/1/2024	9:25	36.1		38.7	34.1
23/1/2024	9:30	37.8		39.8	35.2
23/1/2024	9:35	35.6		37.6	32.9
23/1/2024	9:40	35.6	37.5	38.1	33.9
23/1/2024	9:45	36.6		38.6	34.6
23/1/2024	9:50	35.8		37.5	33.2
23/1/2024	9:55	40.9		43.6	38.2
23/1/2024	10:00	35.7		37.8	33.4
23/1/2024	10:05	35.1		37.2	33.1
23/1/2024	10:10	36.2	36.0	38.3	33.9
23/1/2024	10:15	36.2		38.4	34.0
23/1/2024	10:20	36.3		38.0	33.8
23/1/2024	10:25	36.4		38.9	34.4
23/1/2024	10:30	38.1		40.1	35.5
23/1/2024	10:35	37.9		40.3	35.7
23/1/2024	10:40	37.7	37.4	40.2	35.7
23/1/2024	10:45	36.6		38.6	34.7
23/1/2024	10:50	36.3		38.6	34.5
23/1/2024	10:55	37.6		40.1	35.8
23/1/2024	11:00	37.9		40.9	35.9
23/1/2024	11:05	38.1		40.3	35.1
23/1/2024	11:10	37.4	38.1	39.3	34.6
23/1/2024	11:15	37.2		39.1	35.2
23/1/2024	11:20	38.7		41.6	37.0
23/1/2024	11:25	39.1		40.8	37.1
23/1/2024	11:30	39.3		42.5	37.4
23/1/2024	11:35	37.9		39.6	35.5
23/1/2024	11:40	45.8	41.8	47.5	42.7
23/1/2024	11:45	41.6		44.8	39.5
23/1/2024	11:50	42.6		44.9	40.0
23/1/2024	11:55	37.0		39.6	35.1
23/1/2024	12:00	43.1		45.4	40.6
23/1/2024	12:05	43.6		45.6	40.4
23/1/2024	12:10	37.6	40.4	40.4	35.2
23/1/2024	12:15	37.7		40.9	35.4
23/1/2024	12:20	36.9		38.9	34.4
23/1/2024	12:25	37.1		38.8	34.5
23/1/2024	12:30	37.1		39.0	35.5
23/1/2024	12:35	36.4		38.8	33.6
23/1/2024	12:40	37.2	37.6	39.5	35.1
23/1/2024	12:45	38.2		40.5	36.4
23/1/2024	12:50	38.2		40.3	36.7
23/1/2024	12:55	38.4		40.1	36.5
23/1/2024	13:00	40.3		43.0	37.3
23/1/2024	13:05	40.1		41.7	37.7
23/1/2024	13:10	38.4	39.0	40.5	35.3
23/1/2024	13:15	37.1		38.9	35.5
23/1/2024	13:20	38.6		40.1	36.2
23/1/2024	13:25	38.9		41.3	35.9
23/1/2024	13:30	38.2		39.8	35.8
23/1/2024	13:35	37.5		40.9	35.8
23/1/2024	13:40	37.4	37.5	40.2	34.0
23/1/2024	13:45	37.2		40.0	35.1
23/1/2024	13:50	37.1		38.8	34.0
23/1/2024	13:55	37.2		40.5	33.9
23/1/2024	14:00	38.2		40.9	35.1
23/1/2024	14:05	37.6		40.2	34.8
23/1/2024	14:10	37.6	37.7	39.2	35.6
23/1/2024	14:15	37.3		40.1	35.2
23/1/2024	14:20	38.0		40.1	35.8
23/1/2024	14:25	37.0		39.8	33.9
23/1/2024	14:30	36.3		39.4	34.2
23/1/2024	14:35	37.0		40.1	34.8
23/1/2024	14:40	36.0	36.5	39.1	32.6
23/1/2024	14:45	34.4		36.2	32.2
23/1/2024	14:50	36.6		39.6	34.0
23/1/2024	14:55	38.0		40.2	35.9
23/1/2024	15:00	38.1		40.1	35.0
23/1/2024	15:05	36.6		38.7	34.3
23/1/2024	15:10	39.4	38.4	42.3	36.7
23/1/2024	15:15	38.4		41.3	35.7
23/1/2024	15:20	38.5		41.6	35.5
23/1/2024	15:25	38.8		41.7	36.2
23/1/2024	15:30	36.4		39.9	32.9
23/1/2024	15:35	36.1		38.8	33.8
23/1/2024	15:40	37.4	37.8	40.3	34.4
23/1/2024	15:45	38.0		40.9	35.4
23/1/2024	15:50	38.4		41.6	34.9
23/1/2024	15:55	39.5		42.1	37.0
23/1/2024	16:00	39.9		42.6	37.3
23/1/2024	16:05	38.9		41.7	36.4
23/1/2024	16:10	36.8	38.6	40.0	33.5
23/1/2024	16:15	38.6		41.1	36.4
23/1/2024	16:20	36.9		39.1	34.9
23/1/2024	16:25	39.8		43.2	36.1
23/1/2024	16:30	37.9		40.9	35.0
23/1/2024	16:35	38.2		42.0	34.5
23/1/2024	16:40	38.3	37.7	42.2	34.1
23/1/2024	16:45	37.7		40.1	34.0
23/1/2024	16:50	37.2		39.5	33.6
23/1/2024	16:55	36.7		39.5	33.1
23/1/2024	17:00	35.4		38.5	32.3
23/1/2024	17:05	37.1		39.8	33.3
23/1/2024	17:10	36.7	39.3	40.3	34.0
23/1/2024	17:15	39.4		41.9	36.4
23/1/2024	17:20	42.3		44.9	38.9
23/1/2024	17:25	40.7		44.3	37.1
23/1/2024	17:30	41.8		45.8	37.7
23/1/2024	17:35	38.7		41.9	34.0
23/1/2024	17:40	40.9	39.8	45.7	36.3
23/1/2024	17:45	38.9		42.1	34.5
23/1/2024	17:50	39.1		43.4	34.2
23/1/2024	17:55	38.3		41.6	34.7
23/1/2024	18:00	43.3		47.6	40.4
23/1/2024	18:05	45.6		50.4	42.6
23/1/2024	18:10	44.5	43.3	48.8	40.8
23/1/2024	18:15	42.2		46.0	37.3
23/1/2024	18:20	40.7		44.8	37.2
23/1/2024	18:25	41.7		44.6	37.2
23/1/2024	18:30	41.4		44.9	38.0
23/1/2024	18:35	41.2		45.0	37.8
23/1/2024	18:40	40.9	39.8	43.8	37.8
23/1/2024	18:45	38.1		41.1	33.9
23/1/2024	18:50	37.4		40.6	33.5
23/1/2024	18:55	37.8		41.2	34.6
		Mean	38.1		
		Maximum	43.3		
		Minimum	34.9		

Date	Start Time	Leq (5mins)	Leq (30mins)	L10 (5mins)	L90 (5mins)
24/1/2024	7:00	37.3		39.1	35.3
24/1/2024	7:05	37.0		38.6	35.3
24/1/2024	7:10	38.7	37.9	40.5	37.1
24/1/2024	7:15	37.9		39.6	36.1
24/1/2024	7:20	38.0		39.9	36.0
24/1/2024	7:25	38.6		40.3	36.8
24/1/2024	7:30	36.7		38.7	34.7
24/1/2024	7:35	37.3		39.4	35.1
24/1/2024	7:40	37.7	36.9	39.7	35.3
24/1/2024	7:45	37.2		39.5	34.9
24/1/2024	7:50	35.7		38.1	33.7
24/1/2024	7:55	36.7		38.6	34.6
24/1/2024	8:00	37.0		39.1	34.6
24/1/2024	8:05	36.5		38.4	34.3
24/1/2024	8:10	36.9	37.4	39.3	34.9
24/1/2024	8:15	37.8		39.8	35.5
24/1/2024	8:20	38.2		40.5	36.3
24/1/2024	8:25	38.0		40.1	35.7
24/1/2024	8:30	37.9		40.4	35.9
24/1/2024	8:35	38.7		40.6	36.3
24/1/2024	8:40	38.2	38.1	40.5	35.7
24/1/2024	8:45	37.9		40.1	35.9
24/1/2024	8:50	38.2		40.1	35.6
24/1/2024	8:55	37.8		40.3	35.9
24/1/2024	9:00	38.1		40.7	35.6
24/1/2024	9:05	36.8		38.7	34.2
24/1/2024	9:10	38.8	38.0	40.8	36.9
24/1/2024	9:15	37.9		40.2	35.5
24/1/2024	9:20	37.5		40.0	35.4
24/1/2024	9:25	38.7		40.9	36.4
24/1/2024	9:30	39.1		41.1	36.6
24/1/2024	9:35	38.1		40.3	35.6
24/1/2024	9:40	39.9	40.4	42.1	37.3
24/1/2024	9:45	37.7		39.6	35.0
24/1/2024	9:50	43.9		46.2	41.8
24/1/2024	9:55	40.3		43.0	37.6
24/1/2024	10:00	41.3		43.5	38.6
24/1/2024	10:05	39.3		41.9	37.3
24/1/2024	10:12	38.0	38.6	40.9	36.3
24/1/2024	10:17	37.5		39.2	35.0
24/1/2024	10:22	36.9		38.6	34.9
24/1/2024	10:27	37.2		39.6	35.1
24/1/2024	10:32	36.7		39.2	34.5
24/1/2024	10:37	39.6		42.4	37.0
24/1/2024	10:42	38.8	38.2	40.9	36.0
24/1/2024	10:47	38.5		40.2	36.1
24/1/2024	10:52	37.3		39.7	35.2
24/1/2024	10:57	37.5		40.6	34.4
24/1/2024	11:02	38.5		41.4	37.0
24/1/2024	11:07	40.1	38.6	42.5	37.7
24/1/2024	11:12	38.2		40.1	35.7
24/1/2024	11:17	38.6		41.4	36.4
24/1/2024	11:22	37.4		39.3	34.7
24/1/2024	11:27	38.0		40.6	34.9
24/1/2024	11:32	36.7		38.2	34.3
24/1/2024	11:37	37.5	36.9	40.5	35.7
24/1/2024	11:42	36.3		38.8	33.6
24/1/2024	11:47	37.1		39.1	34.1
24/1/2024	11:52	36.7		38.4	34.7
24/1/2024	11:57	37.4		40.2	35.1
24/1/2024	12:02	38.2		40.1	36.6
24/1/2024	12:07	37.4	38.6	39.3	34.8
24/1/2024	12:12	39.1		42.0	37.4
24/1/2024	12:17	38.8		40.6	36.5
24/1/2024	12:22	39.7		41.6	37.2
24/1/2024	12:27	37.9		40.6	35.1
24/1/2024	12:32	39.3		41.7	37.8
24/1/2024	12:37	37.9	37.7	40.6	35.8
24/1/2024	12:42	37.7		40.0	35.8
24/1/2024	12:47	36.1		38.1	33.4
24/1/2024	12:52	37.8		40.0	35.7
24/1/2024	12:57	37.0		38.8	34.1
24/1/2024	13:02	36.3		38.5	33.4
24/1/2024	13:07	37.5		40.0	35.9
24/1/2024	13:12	37.0	36.8	39.9	33.8
24/1/2024	13:17	37.3		39.8	35.0
24/1/2024	13:22	36.5		39.3	33.2
24/1/2024	13:27	36.2		39.3	33.0
24/1/2024	13:32	41.0		44.4	38.9
24/1/2024	13:37	36.2	37.6	38.0	33.6
24/1/2024	13:42	34.9		37.6	33.1
24/1/2024	13:47	36.2		38.0	33.9
24/1/2024	13:52	37.5		39.1	34.1
24/1/2024	13:57	36.8		40.0	33.7
24/1/2024	14:02	36.4		38.8	34.1
24/1/2024	14:07	38.2		40.0	34.6
24/1/2024	14:12	37.7	37.6	41.3	35.2
24/1/2024	14:17	38.3		41.8	35.6
24/1/2024	14:22	37.9		40.3	35.9
24/1/2024	14:27	36.6		40.0	33.7
24/1/2024	14:32	39.0		41.0	37.0
24/1/2024	14:37	37.9		41.3	35.2
24/1/2024	14:42	38.8	38.8	41.9	36.8
24/1/2024	14:47	38.5		41.4	36.3
24/1/2024	14:52	38.8		41.2	35.9
24/1/2024	14:57	39.8		43.1	37.6
24/1/2024	15:02	40.7		43.3	37.8
24/1/2024	15:07	40.7	42.4	43.0	37.1
24/1/2024	15:12	39.3		41.9	36.9
24/1/2024	15:17	45.9		48.5	42.1
24/1/2024	15:22	41.6		45.2	39.5
24/1/2024	15:27	42.8		46.5	40.1
24/1/2024	15:32	37.8		40.4	35.3
24/1/2024	15:37	37.1		39.8	33.7
24/1/2024	15:42	38.2	38.2	42.1	35.9
24/1/2024	15:47	37.4		41.0	35.3
24/1/2024	15:52	38.3		42.1	34.8
24/1/2024	15:57	39.9		42.9	36.1
24/1/2024	16:02	37.9		41.4	35.0
24/1/2024	16:07	39.3		43.1	35.2
24/1/2024	16:12	41.8	39.8	44.1	38.4
24/1/2024	16:17	39.9		44.1	37.1
24/1/2024	16:22	39.9		43.0	37.5
24/1/2024	16:27	39.1		41.5	36.4
24/1/2024	16:32	39.6		42.9	37.2
24/1/2024	16:37	38.7	39.3	42.9	35.8
24/1/2024	16:42	39.4		42.2	36.6
24/1/2024	16:47	39.5		43.6	36.3
24/1/2024	16:52	38.3		41.0	35.0
24/1/2024	16:57	40.0		44.2	36.4
24/1/2024	17:02	39.1		43.8	35.3
24/1/2024	17:07	38.6		42.6	35.3
24/1/2024	17:12	39.3	39.6	43.5	36.3
24/1/2024	17:17	39.9		43.9	37.0
24/1/2024	17:22	40.7		45.2	36.1
24/1/2024	17:27	39.9		43.7	36.6
24/1/2024	17:32	40.6		44.1	36.6
24/1/2024	17:37	39.6		43.8	36.5
24/1/2024	17:42	38.6	39.2	41.5	34.3
24/1/2024	17:47	37.8		42.1	33.8
24/1/2024	17:52	39.6		42.9	34.9
24/1/2024	17:57	38.1		41.3	35.1
24/1/2024	18:02	39.6		43.8	36.4
24/1/2024	18:07	38.2		41.7	35.3
24/1/2024	18:12	36.8	37.9	40.6	33.7
24/1/2024	18:17	37.1		40.4	33.8
24/1/2024	18:22	38.0		41.7	34.7
24/1/2024	18:27	37.0		40.9	32.8
24/1/2024	18:32	39.1		43.4	35.6
24/1/2024	18:37	40.3		43.3	36.9
24/1/2024	18:42	43.9	41.3	47.4	40.2
24/1/2024	18:47	42.0		45.8	37.7
24/1/2024	18:52	39.9		43.5	36.9
24/1/2024	18:57	40.6		43.3	37.2
		Mean	38.6		
		Maximum	42.4		
		Minimum	36.8		

Date	Start Time	Leq (5mins)	Leq (30mins)	L10 (5mins)	L90 (5mins)
25/1/2024	7:02	35.8		38.1	33.7
25/1/2024	7:07	38.0		40.1	36.1
25/1/2024	7:12	34.8	35.9	36.9	32.6
25/1/2024	7:17	35.5		37.9	33.2
25/1/2024	7:22	35.0		37.3	32.7
25/1/2024	7:27	35.5		37.8	33.4
25/1/2024	7:32	35.4		37.5	33.1
25/1/2024	7:37	36.7		38.8	34.5
25/1/2024	7:42	36.8	37.6	38.7	34.8
25/1/2024	7:47	36.3		38.4	34.1
25/1/2024	7:52	40.4		42.7	38.3
25/1/2024	7:57	38.0		40.1	35.8
25/1/2024	8:02	40.4		42.8	38.1
25/1/2024	8:07	43.3		45.7	41.3
25/1/2024	8:12	38.2	40.1	40.7	36.0
25/1/2024	8:17	39.7		41.6	37.6
25/1/2024	8:22	38.6		40.6	36.4
25/1/2024	8:27	38.1		40.2	35.7
25/1/2024	8:32	38.5		40.4	36.2
25/1/2024	8:37	39.6		42.0	37.6
25/1/2024	8:42	36.8	38.0	39.4	34.5
25/1/2024	8:47	36.9		39.2	34.7
25/1/2024	8:52	38.1		40.3	35.8
25/1/2024	8:57	37.8		40.2	35.4
25/1/2024	9:02	39.5		41.5	37.3
25/1/2024	9:07	37.4		40.1	35.6
25/1/2024	9:12	38.1	38.4	40.6	35.9
25/1/2024	9:17	37.5		39.7	35.8
25/1/2024	9:22	39.5		41.7	36.8
25/1/2024	9:27	37.6		39.3	35.7
25/1/2024	9:32	40.4		42.9	37.9
25/1/2024	9:37	41.3		43.5	38.8
25/1/2024	9:42	40.9	40.1	43.0	38.2
25/1/2024	9:47	37.6		39.9	34.9
25/1/2024	9:52	39.4		42.0	37.5
25/1/2024	9:57	40.2		43.2	38.1
25/1/2024	10:02	40.1		43.0	37.2
25/1/2024	10:07	38.8		40.8	37.1
25/1/2024	10:12	38.8	39.6	41.3	36.4
25/1/2024	10:17	39.8		42.8	37.2
25/1/2024	10:22	39.7		42.2	36.9
25/1/2024	10:27	40.2		42.4	37.8
25/1/2024	10:32	40.5		43.3	37.9
25/1/2024	10:37	39.7		41.4	36.7
25/1/2024	10:42	41.3	41.1	43.9	38.8
25/1/2024	10:47	42.9		45.0	41.1
25/1/2024	10:52	40.8		43.2	38.1
25/1/2024	10:57	40.4		43.0	38.4
25/1/2024	11:02	40.1		42.2	37.5
25/1/2024	11:07	37.6	39.9	40.7	34.6
25/1/2024	11:12	39.3		41.1	37.2
25/1/2024	11:17	38.8		40.8	35.9
25/1/2024	11:22	41.2		44.4	38.2
25/1/2024	11:27	41.2		43.7	39.3
25/1/2024	11:32	40.9		43.4	39.1
25/1/2024	11:37	43.0		46.0	41.1
25/1/2024	11:42	42.8	42.1	45.8	39.9
25/1/2024	11:47	41.4		44.4	39.6
25/1/2024	11:52	41.6		44.9	39.0
25/1/2024	11:57	42.4		45.0	39.5
25/1/2024	12:02	41.6		43.7	39.3
25/1/2024	12:07	43.2		46.0	40.8
25/1/2024	12:12	43.3	40.9	45.5	41.0
25/1/2024	12:17	36.8		39.6	34.8
25/1/2024	12:22	37.8		40.0	35.3
25/1/2024	12:27	38.2		40.3	36.0
25/1/2024	12:32	38.0		39.5	36.0
25/1/2024	12:37	38.5		40.9	37.0
25/1/2024	12:42	40.4	38.7	43.0	37.5
25/1/2024	12:47	38.9		41.4	36.6
25/1/2024	12:52	38.3		40.1	36.5
25/1/2024	12:57	37.6		40.1	34.5
25/1/2024	13:02	38.0		40.9	35.2
25/1/2024	13:07	38.2		41.0	36.2
25/1/2024	13:12	41.1	38.9	43.0	38.3
25/1/2024	13:17	37.8		41.2	36.2
25/1/2024	13:22	35.5		37.9	32.8
25/1/2024	13:27	40.7		43.2	37.6
25/1/2024	13:32	34.9		37.8	32.0
25/1/2024	13:37	37.1		40.0	34.6
25/1/2024	13:42	47.4	42.6	49.4	45.0
25/1/2024	13:47	44.2		47.1	41.7
25/1/2024	13:52	40.6		43.6	38.6
25/1/2024	13:57	38.7		40.5	36.0
25/1/2024	14:02	37.5		41.0	35.6
25/1/2024	14:07	37.5		40.4	34.5
25/1/2024	14:12	35.6	44.5	39.0	33.5
25/1/2024	14:17	34.3		36.1	30.7
25/1/2024	14:22	44.5		47.3	41.5
25/1/2024	14:27	51.0		53.7	49.1
25/1/2024	14:32	42.0		45.1	39.3
25/1/2024	14:37	37.0		39.3	34.0
25/1/2024	14:42	38.4	38.9	40.7	34.8
25/1/2024	14:47	37.5		41.1	35.6
25/1/2024	14:52	36.6		38.4	33.2
25/1/2024	14:57	39.2		41.6	36.3
25/1/2024	15:02	38.0		40.4	34.2
25/1/2024	15:07	37.5		40.7	35.2
25/1/2024	15:12	37.0	36.9	40.8	33.2
25/1/2024	15:17	36.1		40.0	32.8
25/1/2024	15:22	35.5		39.0	32.9
25/1/2024	15:27	37.0		40.2	35.0
25/1/2024	15:32	37.7		40.7	35.3
25/1/2024	15:37	39.5		41.9	36.8
25/1/2024	15:42	37.6	38.0	40.0	35.0
25/1/2024	15:47	37.1		41.0	34.0
25/1/2024	15:52	37.4		39.8	35.2
25/1/2024	15:57	38.3		41.2	35.5
25/1/2024	16:02	38.6		42.7	35.9
25/1/2024	16:07	38.7		42.8	36.3
25/1/2024	16:12	38.3		42.3	35.1
25/1/2024	16:17	38.9		42.8	36.4
25/1/2024	16:22	40.7		44.0	37.1
		Mean	39.6		
		Maximum	44.5		
		Minimum	35.9		

Summary of Noise Monitoring Results during 07:00 - 19:00 at LFT_M1	
	Leq (30mins)
Mean	39.6
Maximum	49.1
Minimum	34.7

Note:
1. The Leq (5mins) values within the time slots that do not have six consecutive Leq (5mins) values are not included in calculation of Leq (30mins).
2. Short periods of data gaps in tables are due to suspension of monitoring during replacement of batteries for the sound level meter.

Appendix 3-17 Baseline Noise Monitoring Data – 19:00 - 23:00 at LFT_M1

Station: LFT_M1

Date	Start Time	Leq (5mins)	Leq (15mins)	Leq (30mins)	L10 (5mins)	L90 (5mins)
11/1/2024	19:03	38.6	39.0	40.0	42.3	34.4
11/1/2024	19:08	39.3			43.3	35.1
11/1/2024	19:13	39.0			42.2	36.1
11/1/2024	19:18	41.9	40.8		45.7	38.8
11/1/2024	19:23	39.2			42.4	36.2
11/1/2024	19:28	40.9			44.1	37.1
11/1/2024	19:33	39.4	39.2	38.9	42.6	36.2
11/1/2024	19:38	39.1			41.8	35.7
11/1/2024	19:43	39.2			42.2	35.3
11/1/2024	19:48	38.4	38.6		42.0	34.9
11/1/2024	19:53	38.9			42.1	35.0
11/1/2024	19:58	38.5			41.8	35.7
11/1/2024	20:03	37.8	39.3	38.7	40.7	34.2
11/1/2024	20:08	41.1			44.0	37.6
11/1/2024	20:13	38.1			41.9	34.1
11/1/2024	20:18	38.6	38.1		42.1	35.8
11/1/2024	20:23	38.1			41.3	35.1
11/1/2024	20:28	37.7			40.5	34.8
11/1/2024	20:33	37.9	38.8	38.4	40.8	34.5
11/1/2024	20:38	37.8			40.9	34.8
11/1/2024	20:43	40.3			43.8	37.0
11/1/2024	20:48	38.1	37.9		41.4	34.7
11/1/2024	20:53	37.7			41.1	34.2
11/1/2024	20:58	38.0			41.3	35.4
11/1/2024	21:03	37.4	37.9	38.8	40.6	34.4
11/1/2024	21:08	38.0			40.5	34.6
11/1/2024	21:13	38.2			40.9	35.1
11/1/2024	21:18	38.6	39.6		41.2	35.3
11/1/2024	21:23	39.1			42.2	36.7
11/1/2024	21:28	40.7			43.4	38.2
11/1/2024	21:33	43.1	40.7	39.3	46.0	40.4
11/1/2024	21:38	39.4			42.3	37.1
11/1/2024	21:43	38.2			40.7	35.7
11/1/2024	21:48	37.4	37.1		39.8	34.6
11/1/2024	21:53	36.9			39.6	34.0
11/1/2024	21:58	36.9			39.4	34.0
11/1/2024	22:03	37.3	37.5	37.4	39.8	34.8
11/1/2024	22:08	37.4			40.3	34.5
11/1/2024	22:13	37.7			40.0	35.3
11/1/2024	22:18	37.1	37.4		40.0	34.5
11/1/2024	22:23	37.7			39.8	35.6
11/1/2024	22:28	37.3			39.9	35.4
11/1/2024	22:33	37.8	37.5	37.5	40.4	35.7
11/1/2024	22:38	37.2			39.4	34.7
11/1/2024	22:43	37.4			39.8	35.2
11/1/2024	22:48	37.1	37.5		39.7	34.5
11/1/2024	22:53	37.6			40.1	35.7
11/1/2024	22:58	37.9			40.5	36.0
		Mean	38.6	38.6		
		Maximum	40.8	40.0		
		Minimum	37.1	37.4		

Date	Start Time	Leq (5mins)	Leq (15mins)	Leq (30mins)	L10 (5mins)	L90 (5mins)
12/1/2024	19:03	41.3	39.9	39.7	44.7	37.2
12/1/2024	19:08	38.5			42.4	35.3
12/1/2024	19:13	39.4			42.9	35.9
12/1/2024	19:18	39.2	39.4		42.6	36.0
12/1/2024	19:23	39.6			42.4	36.2
12/1/2024	19:28	39.5			42.5	35.5
12/1/2024	19:33	40.9	41.2	41.7	44.6	37.8
12/1/2024	19:38	40.5			44.2	37.8
12/1/2024	19:43	42.1			46.1	39.1
12/1/2024	19:48	43.8	42.1		47.7	41.0
12/1/2024	19:53	41.1			44.3	37.6
12/1/2024	19:58	40.9			44.4	37.9
12/1/2024	20:03	39.7	39.6	38.7	43.3	35.7
12/1/2024	20:08	40.4			43.7	36.6
12/1/2024	20:13	38.5			42.4	35.6
12/1/2024	20:18	37.8	37.6		41.0	34.0
12/1/2024	20:23	37.5			40.4	34.9
12/1/2024	20:28	37.7			40.8	34.4
12/1/2024	20:33	38.8	40.4	42.2	41.7	36.2
12/1/2024	20:38	39.4			42.8	36.3
12/1/2024	20:43	42.2			45.8	39.1
12/1/2024	20:48	44.2	43.4		47.7	41.6
12/1/2024	20:53	43.8			47.3	40.2
12/1/2024	20:58	41.8			44.5	39.3
12/1/2024	21:03	39.3	39.0	38.0	42.5	36.2
12/1/2024	21:08	40.3			43.0	36.9
12/1/2024	21:13	36.3			39.2	33.5
12/1/2024	21:18	36.8	36.7		39.5	33.3
12/1/2024	21:23	36.1			37.6	34.1
12/1/2024	21:28	37.1			39.1	35.3
12/1/2024	21:33	37.3	37.7	38.1	39.8	35.9
12/1/2024	21:38	37.4			39.9	34.9
12/1/2024	21:43	38.4			40.3	36.8
12/1/2024	21:48	38.0	38.4		40.2	36.5
12/1/2024	21:53	37.9			39.6	36.1
12/1/2024	21:58	39.2			41.0	37.7
12/1/2024	22:03	37.6	37.5	37.2	39.3	35.6
12/1/2024	22:08	37.4			39.4	35.9
12/1/2024	22:13	37.6			39.5	35.7
12/1/2024	22:18	36.4	36.8		38.0	34.2
12/1/2024	22:23	36.7			38.4	35.1
12/1/2024	22:28	37.3			38.9	35.7
12/1/2024	22:33	36.9	37.1	37.2	38.9	35.1
12/1/2024	22:38	36.8			38.8	34.6
12/1/2024	22:43	37.6			40.0	35.9
12/1/2024	22:48	37.4	37.4		39.0	35.9
12/1/2024	22:53	37.6			39.0	35.3
12/1/2024	22:58	37.2			38.6	35.1
		37.6	39.0	39.1		
		37.2	43.4	42.2		
		Minimum	36.7	37.2		

Date	Start Time	Leq (5mins)	Leq (15mins)	Leq (30mins)	L10 (5mins)	L90 (5mins)
13/1/2024	19:02	39.0	38.7	39.2	42.0	35.2
13/1/2024	19:07	38.7			42.9	35.3
13/1/2024	19:12	38.4			42.6	35.2
13/1/2024	19:17	40.0	39.6		43.4	37.3
13/1/2024	19:22	39.5			43.1	36.6
13/1/2024	19:27	39.1			41.8	35.8
13/1/2024	19:32	39.2	38.3	38.8	42.9	35.9
13/1/2024	19:37	38.0			41.6	34.8
13/1/2024	19:42	37.7			41.1	34.0
13/1/2024	19:47	38.3	39.3		41.3	35.5
13/1/2024	19:52	39.8			42.7	36.7
13/1/2024	19:57	39.6			42.3	35.6
13/1/2024	20:02	40.1	39.8	39.5	43.0	36.2
13/1/2024	20:07	40.1			43.3	36.5
13/1/2024	20:12	39.0			41.9	35.2
13/1/2024	20:17	39.3	39.2		42.5	36.1
13/1/2024	20:22	39.7			42.3	37.1
13/1/2024	20:27	38.6			41.9	35.5
13/1/2024	20:32	39.9	39.1	38.6	42.6	36.4
13/1/2024	20:37	39.6			42.2	37.1
13/1/2024	20:42	37.4			40.3	34.3
13/1/2024	20:47	37.5	38.2		40.9	34.8
13/1/2024	20:52	38.7			42.0	35.8
13/1/2024	20:57	38.2			41.8	35.5
13/1/2024	21:02	37.0	36.9	36.9	40.6	33.4
13/1/2024	21:07	36.9			40.4	33.9
0/1/1900	21:12	36.6			39.6	33.3
13/1/2024	21:17	36.7	37.0		38.5	34.7
13/1/2024	21:22	37.0			38.7	34.7
13/1/2024	21:27	37.4			39.4	35.2
13/1/2024	21:32	36.0	36.9	36.5	38.0	34.2
13/1/2024	21:37	37.4			39.9	35.6
13/1/2024	21:42	37.3			39.7	34.9
13/1/2024	21:47	35.9	36.0		37.9	33.9
13/1/2024	21:52	36.1			38.6	33.7
13/1/2024	21:57	35.9			38.0	33.4
13/1/2024	22:02	35.7	35.6	36.1	37.8	33.2
13/1/2024	22:07	35.2			37.3	33.8
13/1/2024	22:12	35.8			38.1	34.3
13/1/2024	22:17	35.5	36.6		36.9	33.5
13/1/2024	22:22	36.4			37.7	34.3
13/1/2024	22:27	37.7			39.3	36.3
13/1/2024	22:32	38.7	38.0	38.2	40.5	36.4
13/1/2024	22:37	39.2			40.7	37.3
13/1/2024	22:42	35.3			37.6	33.8
13/1/2024	22:47	35.7	38.4		37.0	34.1
13/1/2024	22:52	36.9			38.4	35.3
13/1/2024	22:57	40.8			43.0	39.3
		Mean	38.0	38.0		
		Maximum	39.8	39.5		
		Minimum	35.6	36.1		

Station: LFT_M1

Date	Start Time	Leq (5mins)	Leq (15mins)	Leq (30mins)	L10 (5mins)	L90 (5mins)
14/1/2024	19:02	43.3	42.1		47.1	40.2
14/1/2024	19:07	41.8			45.5	37.7
14/1/2024	19:12	40.7		41.0	43.7	37.1
14/1/2024	19:17	42.2			44.9	39.0
14/1/2024	19:22	37.3	39.6		40.5	33.9
14/1/2024	19:27	37.5			41.0	33.6
14/1/2024	19:32	37.1	36.6		41.1	34.3
14/1/2024	19:37	36.5			40.1	33.6
14/1/2024	19:42	36.2		36.9	39.6	33.2
14/1/2024	19:47	36.6			39.7	33.1
14/1/2024	19:52	36.1	37.2		39.9	32.1
14/1/2024	19:57	38.5			42.3	35.4
14/1/2024	20:02	42.0	39.5		45.9	38.1
14/1/2024	20:07	37.8			41.3	35.1
14/1/2024	20:12	37.1		38.0	40.0	33.4
14/1/2024	20:17	35.7	35.4		38.4	32.4
14/1/2024	20:22	35.6			38.6	32.3
14/1/2024	20:27	35.0			37.7	32.1
14/1/2024	20:32	35.2	36.4		38.8	32.2
14/1/2024	20:37	37.0			39.6	34.3
14/1/2024	20:42	36.7		36.9	39.3	33.6
14/1/2024	20:47	38.7	37.4		42.0	36.0
14/1/2024	20:52	36.3			38.8	33.3
14/1/2024	20:57	37.0			40.6	34.1
14/1/2024	21:02	37.0	36.5		39.8	34.5
14/1/2024	21:07	36.3			38.8	33.0
14/1/2024	21:12	36.3		37.0	39.4	33.0
14/1/2024	21:17	37.6	37.4		40.3	35.3
14/1/2024	21:22	37.2			39.6	34.1
14/1/2024	21:27	37.5			39.8	34.5
14/1/2024	21:32	35.3	35.5		37.7	32.7
14/1/2024	21:37	35.2			37.5	32.3
14/1/2024	21:42	36.0		35.7	39.0	33.7
14/1/2024	21:47	36.1	36.0		38.7	33.3
14/1/2024	21:52	36.2			39.3	33.6
14/1/2024	21:57	35.6			38.7	33.3
14/1/2024	22:02	34.5	35.1		37.0	32.2
14/1/2024	22:07	35.2			37.9	32.5
14/1/2024	22:12	35.6		35.1	37.9	32.9
14/1/2024	22:17	35.2	35.2		37.7	33.1
14/1/2024	22:22	35.1			37.1	32.6
14/1/2024	22:27	35.2			37.3	32.9
14/1/2024	22:32	35.5	36.0		38.0	33.0
14/1/2024	22:37	34.4			37.0	31.8
14/1/2024	22:42	37.5		36.5	39.8	35.5
14/1/2024	22:47	37.5	36.9		40.1	35.3
14/1/2024	22:52	36.1			38.1	33.8
14/1/2024	22:57	36.9			39.2	34.8
		Mean	37.1	37.1		
		Maximum	42.1	41.0		
		Minimum	35.1	35.1		

Date	Start Time	Leq (5mins)	Leq (15mins)	Leq (30mins)	L10 (5mins)	L90 (5mins)
15/1/2024	19:02	41.8	42.2		45.1	38.8
15/1/2024	19:07	41.1			44.3	37.6
15/1/2024	19:12	43.5		43.2	46.9	40.3
15/1/2024	19:17	44.3	43.9		47.2	40.0
15/1/2024	19:22	44.9			47.8	41.1
15/1/2024	19:27	42.1			45.4	39.4
15/1/2024	19:32	40.8	42.5		44.3	36.9
15/1/2024	19:37	42.4			46.0	38.9
15/1/2024	19:42	43.8		41.9	47.5	39.8
15/1/2024	19:47	41.7	41.1		45.2	38.7
15/1/2024	19:52	41.7			45.6	38.2
15/1/2024	19:57	39.8			43.6	36.9
15/1/2024	20:02	40.6	40.5		43.3	37.2
15/1/2024	20:07	41.7			44.9	38.5
15/1/2024	20:12	38.6		40.0	41.3	35.9
15/1/2024	20:17	39.1	39.5		42.1	35.7
15/1/2024	20:22	39.7			42.2	36.2
15/1/2024	20:27	39.5			42.3	36.7
15/1/2024	20:32	39.6	39.3		43.0	36.6
15/1/2024	20:37	39.0			42.6	35.9
15/1/2024	20:42	39.3		41.7	42.7	36.2
15/1/2024	20:47	39.7	43.3		43.3	37.0
15/1/2024	20:52	42.6			46.1	39.3
15/1/2024	20:57	45.6			48.4	42.4
15/1/2024	21:02	42.0	43.0		45.2	38.6
15/1/2024	21:07	43.8			46.3	40.2
15/1/2024	21:12	43.0		41.1	45.6	40.4
15/1/2024	21:17	36.6	37.8		39.7	33.3
15/1/2024	21:22	38.5			41.4	36.1
15/1/2024	21:27	38.0			40.4	35.5
15/1/2024	21:32	40.8	39.9		43.8	37.8
15/1/2024	21:37	37.9			40.7	34.9
15/1/2024	21:42	40.6		38.8	43.3	38.1
15/1/2024	21:47	37.3	37.4		39.8	34.7
15/1/2024	21:52	37.3			40.4	34.8
15/1/2024	21:57	37.5			40.5	35.0
15/1/2024	22:02	35.4	35.7		38.1	32.6
15/1/2024	22:07	35.4			37.9	32.3
15/1/2024	22:12	36.4		36.1	39.1	33.8
15/1/2024	22:17	36.8	36.4		39.1	33.7
15/1/2024	22:22	36.6			38.5	34.0
15/1/2024	22:27	35.9			37.9	33.8
15/1/2024	22:32	36.1	36.6		38.5	33.7
15/1/2024	22:37	37.3			39.6	35.4
15/1/2024	22:42	36.2		35.6	38.8	34.3
15/1/2024	22:47	34.9	34.3		37.2	32.3
15/1/2024	22:52	33.8			36.3	31.4
15/1/2024	22:57	34.3			36.5	31.7
		Mean	39.6	39.8		
		Maximum	43.9	43.2		
		Minimum	34.3	35.6		

Date	Start Time	Leq (5mins)	Leq (15mins)	Leq (30mins)	L10 (5mins)	L90 (5mins)
16/1/2024	19:02	41.1	39.9		44.8	37.1
16/1/2024	19:07	39.0			41.9	34.7
16/1/2024	19:12	39.4		39.7	42.8	36.4
16/1/2024	19:17	38.8	39.4		42.9	35.9
16/1/2024	19:22	39.5			43.5	36.8
16/1/2024	19:27	39.9			43.1	36.9
16/1/2024	19:32	38.5	38.8		41.7	35.7
16/1/2024	19:37	38.6			41.4	35.9
16/1/2024	19:42	39.4		38.9	43.3	36.3
16/1/2024	19:47	39.2	38.9		42.5	36.5
16/1/2024	19:52	38.9			42.5	36.0
16/1/2024	19:57	38.6			42.1	35.8
16/1/2024	20:02	39.2	38.1		43.1	35.8
16/1/2024	20:07	37.0			40.1	33.2
16/1/2024	20:12	37.7		37.3	41.2	34.9
16/1/2024	20:17	36.8	36.3		39.7	32.9
16/1/2024	20:22	36.3			39.1	33.5
16/1/2024	20:27	35.8			38.7	33.0
16/1/2024	20:32	35.8	37.3		39.4	32.7
16/1/2024	20:37	36.9			40.0	33.8
16/1/2024	20:42	38.7		37.5	41.2	35.5
16/1/2024	20:47	38.0	37.7		40.6	35.1
16/1/2024	20:52	37.6			40.3	34.2
16/1/2024	20:57	37.6			40.4	34.2
16/1/2024	21:02	36.5	36.3		39.4	33.7
16/1/2024	21:07	37.0			39.5	33.8
16/1/2024	21:12	35.2		36.4	38.4	32.4
16/1/2024	21:17	35.9	36.6		38.4	32.5
16/1/2024	21:22	36.7			39.0	35.1
16/1/2024	21:27	37.1			38.7	34.7
16/1/2024	21:32	37.7	39.3		39.6	35.4
16/1/2024	21:37	40.3			41.7	38.3
16/1/2024	21:42	39.4		38.5	41.9	37.1
16/1/2024	21:47	38.5	37.5		40.1	36.0
16/1/2024	21:52	36.5			38.8	34.5
16/1/2024	21:57	37.2			39.3	35.0
16/1/2024	22:02	37.3	36.7		39.0	35.4
16/1/2024	22:07	36.7			39.2	34.3
16/1/2024	22:12	35.9		37.8	38.1	34.5
16/1/2024	22:17	36.2	38.7		37.6	34.4
16/1/2024	22:22	35.9			38.0	34.1
16/1/2024	22:27	41.6			43.9	39.7
16/1/2024	22:32	37.0	35.9		39.4	35.4
16/1/2024	22:37	35.8			38.0	33.9
16/1/2024	22:42	34.8		36.1	36.3	33.4
16/1/2024	22:47	36.5	36.2		38.0	34.8
16/1/2024	22:52	36.7			38.2	35.0
16/1/2024	22:57	35.3			37.4	33.7
		Mean	37.7	37.8		
		Maximum	39.9	39.7		
		Minimum	35.9	36.1		

Station: LFT_M1

Date	Start Time	Leq (5mins)	Leq (15mins)	Leq (30mins)	L10 (5mins)	L90 (5mins)
17/1/2024	19:04	39.5	38.7	38.5	42.6	35.6
17/1/2024	19:09	38.1			42.1	35.1
17/1/2024	19:14	38.5			42.2	35.6
17/1/2024	19:19	37.5	38.3		40.9	34.4
17/1/2024	19:24	38.7			41.9	35.6
17/1/2024	19:29	38.5			42.5	34.9
17/1/2024	19:34	37.4	36.5	36.2	40.4	34.5
17/1/2024	19:39	35.8			39.0	32.1
17/1/2024	19:44	36.0			39.5	33.0
17/1/2024	19:49	36.1	35.9		38.8	32.2
17/1/2024	19:54	35.5			38.7	32.1
17/1/2024	19:59	36.0			39.8	32.4
17/1/2024	20:04	37.1	36.8	38.1	40.6	33.7
17/1/2024	20:09	36.6			39.1	33.9
17/1/2024	20:14	36.5			39.4	33.2
17/1/2024	20:19	38.6	39.1		41.6	35.7
17/1/2024	20:24	39.3			41.9	36.6
17/1/2024	20:29	39.3			42.7	36.5
17/1/2024	20:34	39.0	38.1	37.7	42.5	36.5
17/1/2024	20:39	37.8			40.3	34.9
17/1/2024	20:44	37.4			40.1	34.9
17/1/2024	20:49	37.2	37.1		40.7	34.4
17/1/2024	20:54	36.8			39.4	33.2
17/1/2024	20:59	37.4			40.0	34.3
17/1/2024	21:04	35.9	35.4	35.4	38.6	32.7
17/1/2024	21:09	35.5			38.4	33.0
17/1/2024	21:14	34.7			37.8	31.8
17/1/2024	21:19	36.5	35.5		38.9	33.5
17/1/2024	21:24	35.1			37.9	32.8
17/1/2024	21:29	34.6			37.7	32.2
17/1/2024	21:34	35.0	35.2	35.4	37.6	32.1
17/1/2024	21:39	35.2			37.5	32.6
17/1/2024	21:44	35.3			37.6	32.5
17/1/2024	21:49	35.9	35.6		38.6	33.0
17/1/2024	21:54	35.6			38.7	33.0
17/1/2024	21:59	35.2			38.3	32.5
17/1/2024	22:04	34.8	35.3	35.7	37.9	32.0
17/1/2024	22:09	35.0			37.5	32.6
17/1/2024	22:14	36.1			38.0	33.5
17/1/2024	22:19	35.5	36.1		37.9	33.0
17/1/2024	22:24	36.7			38.6	34.6
17/1/2024	22:29	35.9			38.1	33.3
17/1/2024	22:34	36.0	36.2	35.9	38.0	33.9
17/1/2024	22:39	36.7			39.1	34.2
17/1/2024	22:44	35.7			38.2	33.5
17/1/2024	22:49	35.7	35.7		38.3	33.3
17/1/2024	22:54	36.1			38.3	34.1
17/1/2024	22:59	35.2			37.7	33.0
		Mean	36.6	36.6		
		Maximum	39.1	38.5		
		Minimum	35.2	35.4		

Date	Start Time	Leq (5mins)	Leq (15mins)	Leq (30mins)	L10 (5mins)	L90 (5mins)
18/1/2024	19:04	38.1	40.0	40.2	41.7	34.5
18/1/2024	19:09	39.5			42.8	36.7
18/1/2024	19:14	41.6			45.2	38.7
18/1/2024	19:19	41.2	40.4		44.1	37.2
18/1/2024	19:24	40.0			43.9	36.2
18/1/2024	19:29	39.8			43.3	36.3
18/1/2024	19:34	40.2	39.2	39.6	43.3	37.1
18/1/2024	19:39	38.6			41.5	35.1
18/1/2024	19:44	38.7			42.0	35.7
18/1/2024	19:49	39.1	40.0		42.9	36.0
18/1/2024	19:54	40.4			43.7	36.6
18/1/2024	19:59	40.4			43.4	37.6
18/1/2024	20:04	39.9	40.1	39.1	43.3	37.0
18/1/2024	20:09	39.9			43.5	37.2
18/1/2024	20:14	40.6			43.3	37.5
18/1/2024	20:19	39.3	37.8		42.0	36.1
18/1/2024	20:24	36.2			39.2	33.7
18/1/2024	20:29	37.2			39.7	33.8
18/1/2024	20:34	36.8	37.2	37.3	39.5	33.3
18/1/2024	20:39	37.1			39.7	34.6
18/1/2024	20:44	37.7			40.3	34.7
18/1/2024	20:49	36.7	37.5		39.2	34.2
18/1/2024	20:54	37.8			41.4	35.2
18/1/2024	20:59	37.8			41.3	34.4
18/1/2024	21:04	37.6	37.4	37.2	40.6	35.0
18/1/2024	21:09	37.8			39.9	35.4
18/1/2024	21:14	36.8			38.2	34.5
18/1/2024	21:19	37.4	37.0		39.0	35.3
18/1/2024	21:24	37.5			39.3	36.1
18/1/2024	21:29	35.9			38.1	34.5
18/1/2024	21:34	37.0	36.8	37.1	38.5	34.9
18/1/2024	21:39	37.1			39.0	35.4
18/1/2024	21:44	36.4			38.3	34.3
18/1/2024	21:49	36.8	37.4		38.2	35.1
18/1/2024	21:54	38.2			39.9	36.6
18/1/2024	21:59	36.9			38.4	34.8
18/1/2024	22:04	36.5	37.1	37.5	39.0	34.4
18/1/2024	22:09	37.4			39.0	35.1
18/1/2024	22:14	37.4			39.7	36.1
18/1/2024	22:19	38.0	37.9		39.9	36.0
18/1/2024	22:24	38.0			40.0	36.0
18/1/2024	22:29	37.7			39.8	36.3
18/1/2024	22:34	37.6	37.8	37.5	39.8	35.2
18/1/2024	22:39	38.4			40.0	36.3
18/1/2024	22:44	37.2			39.5	34.9
18/1/2024	22:49	38.7	37.3		40.9	36.6
18/1/2024	22:54	36.3			38.5	34.5
18/1/2024	22:59	36.3			37.7	34.5
		Mean	38.2	38.2		
		Maximum	40.4	40.2		
		Minimum	36.8	37.1		

Date	Start Time	Leq (5mins)	Leq (15mins)	Leq (30mins)	L10 (5mins)	L90 (5mins)
19/1/2024	19:02	37.4	37.9	38.9	40.1	33.8
19/1/2024	19:07	37.1			40.6	33.5
19/1/2024	19:12	38.9			42.5	36.1
19/1/2024	19:17	39.0	39.7		41.9	35.4
19/1/2024	19:22	40.0			43.3	36.8
19/1/2024	19:27	40.1			43.4	37.5
19/1/2024	19:32	40.7	39.6	38.7	43.6	37.5
19/1/2024	19:37	39.2			41.7	36.2
19/1/2024	19:42	38.5			41.4	36.0
19/1/2024	19:47	37.7	37.5		40.2	34.8
19/1/2024	19:52	37.7			41.3	34.5
19/1/2024	19:57	37.1			39.6	33.5
19/1/2024	20:02	36.3	36.5	36.9	39.6	33.7
19/1/2024	20:07	36.8			40.1	34.3
19/1/2024	20:12	36.5			39.1	33.5
19/1/2024	20:17	39.1	37.2		42.7	36.2
19/1/2024	20:22	36.7			39.5	34.4
19/1/2024	20:27	34.8			37.8	31.9
19/1/2024	20:32	36.5	36.8	36.5	39.5	34.0
19/1/2024	20:37	37.9			40.7	35.6
19/1/2024	20:42	35.7			38.2	32.8
19/1/2024	20:47	35.5	36.2		38.4	32.6
19/1/2024	20:52	36.2			39.2	33.8
19/1/2024	20:57	36.9			39.2	33.8
19/1/2024	21:02	36.4	35.9	35.9	38.8	34.0
19/1/2024	21:07	35.1			38.2	32.3
19/1/2024	21:12	36.2			38.9	33.8
19/1/2024	21:17	35.5	35.9		38.4	32.8
19/1/2024	21:22	36.6			39.1	34.3
19/1/2024	21:27	35.6			37.7	33.1
19/1/2024	21:32	35.4	35.8	35.3	37.6	33.2
19/1/2024	21:37	36.3			38.3	34.2
19/1/2024	21:42	35.6			37.5	33.3
19/1/2024	21:47	35.1	34.7		37.1	32.7
19/1/2024	21:52	35.1			37.7	33.0
19/1/2024	21:57	33.8			36.4	31.5
19/1/2024	22:02	34.6	34.7	35.3	36.5	32.7
19/1/2024	22:07	35.1			37.5	33.0
19/1/2024	22:12	34.4			36.3	32.4
19/1/2024	22:17	35.4	35.8		38.0	33.5
19/1/2024	22:22	36.5			38.2	34.8
19/1/2024	22:27	35.4			36.9	33.8
19/1/2024	22:32	34.4	35.4	35.6	36.3	32.4
19/1/2024	22:37	35.7			37.3	33.5
19/1/2024	22:42	35.9			37.7	33.8
19/1/2024	22:47	36.5	35.8		38.0	34.5
19/1/2024	22:52	35.5			37.2	34.1
19/1/2024	22:57	35.2			37.0	33.3
		Mean	36.6	36.6		
		Maximum	39.7	38.9		
		Minimum	34.7	35.3		

Station: LFT_M1

Date	Start Time	Leq (5mins)	Leq (15mins)	Leq (30mins)	L10 (5mins)	L90 (5mins)
20/1/2024	19:02	40.4	40.7	40.0	43.8	37.4
20/1/2024	19:07	39.5			42.5	35.7
20/1/2024	19:12	41.9			44.6	38.9
20/1/2024	19:17	38.8	39.1		42.6	35.0
20/1/2024	19:22	38.7			41.4	35.3
20/1/2024	19:27	39.6			42.3	37.0
20/1/2024	19:32	44.7	41.8	40.2	48.0	41.5
20/1/2024	19:37	39.7			42.6	37.0
20/1/2024	19:42	38.2			41.2	35.3
20/1/2024	19:47	37.7	37.7		40.7	34.9
20/1/2024	19:52	38.6			42.1	35.9
20/1/2024	19:57	36.5			40.1	33.8
20/1/2024	20:02	36.7	38.0	37.4	39.2	34.2
20/1/2024	20:07	38.0			41.3	35.2
20/1/2024	20:12	39.1			42.4	35.6
20/1/2024	20:17	38.4	36.7		40.9	35.2
20/1/2024	20:22	36.2			38.3	33.7
20/1/2024	20:27	34.9			37.1	32.5
20/1/2024	20:32	35.2	35.7	35.8	37.0	33.6
20/1/2024	20:37	35.1			37.6	32.7
20/1/2024	20:42	36.7			39.1	34.2
20/1/2024	20:47	36.4	35.9		38.1	34.8
20/1/2024	20:52	35.4			37.6	33.7
20/1/2024	20:57	35.9			38.0	34.5
20/1/2024	21:02	36.0	36.0	35.9	38.1	34.5
20/1/2024	21:07	36.2			37.7	34.2
20/1/2024	21:12	35.9			37.4	33.7
20/1/2024	21:17	36.7	35.8		38.7	34.3
20/1/2024	21:22	35.6			37.8	33.7
20/1/2024	21:27	35.0			36.8	33.7
20/1/2024	21:32	35.6	35.2	34.4	37.5	33.4
20/1/2024	21:37	34.6			36.0	32.7
20/1/2024	21:42	35.2			36.9	33.5
20/1/2024	21:47	33.7	33.4		35.0	31.8
20/1/2024	21:52	33.4			34.7	31.2
20/1/2024	21:57	33.1			35.1	31.5
20/1/2024	22:02	33.5	34.4	35.2	35.1	31.8
20/1/2024	22:07	34.5			35.8	32.7
20/1/2024	22:12	35.1			37.5	33.2
20/1/2024	22:17	35.7	35.9		37.3	34.3
20/1/2024	22:22	35.4			36.7	33.3
20/1/2024	22:27	36.4			38.4	34.8
20/1/2024	22:32	37.0	37.0	36.5	39.1	34.9
20/1/2024	22:37	37.1			38.4	35.3
20/1/2024	22:42	36.8			38.9	35.1
20/1/2024	22:47	37.3	36.0		39.4	35.1
20/1/2024	22:52	35.6			37.0	34.2
20/1/2024	22:57	34.8			36.1	33.2
		Mean	36.8	36.9		
		Maximum	41.8	40.2		
		Minimum	33.4	34.4		

Date	Start Time	Leq (5mins)	Leq (15mins)	Leq (30mins)	L10 (5mins)	L90 (5mins)
21/1/2024	19:02	40.3	40.1	40.2	43.0	37.2
21/1/2024	19:07	38.9			42.1	36.2
21/1/2024	19:12	41.0			44.9	37.2
21/1/2024	19:17	40.9	40.2		44.1	38.1
21/1/2024	19:22	39.2			42.0	36.6
21/1/2024	19:27	40.3			43.1	37.8
21/1/2024	19:32	38.7	39.5	39.4	42.2	36.1
21/1/2024	19:37	41.1			43.7	38.3
21/1/2024	19:42	38.1			40.7	35.6
21/1/2024	19:47	39.5	39.3		42.7	37.0
21/1/2024	19:52	39.0			42.5	35.9
21/1/2024	19:57	39.3			42.0	36.1
21/1/2024	20:02	40.1	39.8	39.3	42.7	37.4
21/1/2024	20:07	40.8			43.5	37.4
21/1/2024	20:12	38.2			41.5	35.6
21/1/2024	20:17	37.9	38.7		40.7	35.4
21/1/2024	20:22	38.4			41.5	35.3
21/1/2024	20:27	39.6			42.7	36.8
21/1/2024	20:32	41.8	40.0	39.8	44.7	39.4
21/1/2024	20:37	38.5			40.8	36.2
21/1/2024	20:42	38.8			41.4	36.1
21/1/2024	20:47	38.2	39.6		41.0	35.7
21/1/2024	20:52	42.1			44.4	39.2
21/1/2024	20:57	36.4			39.1	33.6
21/1/2024	21:02	37.8	37.0	36.4	40.9	35.1
21/1/2024	21:07	36.7			39.8	33.7
21/1/2024	21:12	36.5			39.2	33.4
21/1/2024	21:17	36.3	35.6		39.2	33.9
21/1/2024	21:22	36.0			38.2	34.0
21/1/2024	21:27	34.5			36.8	32.0
21/1/2024	21:32	36.2	35.7	37.3	38.7	34.3
21/1/2024	21:37	35.0			37.3	32.5
21/1/2024	21:42	35.8			38.3	33.4
21/1/2024	21:47	37.8	38.5		40.2	35.2
21/1/2024	21:52	37.1			39.5	34.6
21/1/2024	21:57	39.9			41.9	37.8
21/1/2024	22:02	37.8	37.1	35.8	40.0	35.6
21/1/2024	22:07	36.7			39.2	34.3
21/1/2024	22:12	36.8			38.8	34.7
21/1/2024	22:17	34.3	33.9		36.7	32.3
21/1/2024	22:22	33.9			35.3	32.4
21/1/2024	22:27	33.4			35.1	31.7
21/1/2024	22:32	32.9	34.1	34.1	35.0	30.9
21/1/2024	22:37	33.6			35.2	31.8
21/1/2024	22:42	35.3			37.3	33.5
21/1/2024	22:47	34.3	34.2		36.4	32.3
21/1/2024	22:52	34.0			35.7	32.1
21/1/2024	22:57	34.1			35.9	32.6
		Mean	37.7	37.8		
		Maximum	40.2	40.2		
		Minimum	33.9	34.1		

Date	Start Time	Leq (5mins)	Leq (15mins)	Leq (30mins)	L10 (5mins)	L90 (5mins)
22/1/2024	19:00	42.2	39.6	38.0	46.2	38.9
22/1/2024	19:05	37.7			40.9	34.5
22/1/2024	19:10	36.8			39.9	32.9
22/1/2024	19:15	35.2	35.3		38.9	31.8
22/1/2024	19:20	34.4			38.0	31.3
22/1/2024	19:25	36.2			40.1	32.2
22/1/2024	19:30	36.9	36.1	36.5	39.6	34.2
22/1/2024	19:35	36.5			39.4	32.5
22/1/2024	19:40	34.6			37.6	31.1
22/1/2024	19:45	34.6	36.8		37.8	31.0
22/1/2024	19:50	37.3			40.8	33.3
22/1/2024	19:55	37.9			40.9	34.8
22/1/2024	20:00	39.7	38.4	37.1	43.1	36.1
22/1/2024	20:05	38.3			41.8	35.6
22/1/2024	20:10	36.9			40.1	34.2
22/1/2024	20:15	35.5	35.0		39.4	32.6
22/1/2024	20:20	34.8			38.3	31.1
22/1/2024	20:25	34.8			38.2	31.7
22/1/2024	20:30	34.6	35.6	35.1	38.2	31.5
22/1/2024	20:35	37.0			39.9	34.2
22/1/2024	20:40	34.7			38.2	31.7
22/1/2024	20:45	35.2	34.6		38.7	31.6
22/1/2024	20:50	34.5			37.3	31.5
22/1/2024	20:55	33.9			36.6	31.4
22/1/2024	21:00	33.6	33.3	33.9	36.5	30.6
22/1/2024	21:05	33.3			36.5	30.0
22/1/2024	21:10	32.9			36.4	30.0
22/1/2024	21:15	33.6	34.3		36.1	30.4
22/1/2024	21:20	33.5			36.5	30.5
22/1/2024	21:25	35.6			38.4	33.1
22/1/2024	21:30	39.7	38.4	37.5	42.5	36.6
22/1/2024	21:35	37.4			40.5	34.7
22/1/2024	21:40	37.6			40.0	34.7
22/1/2024	21:45	36.2	36.4		38.8	33.2
22/1/2024	21:50	36.7			39.6	34.2
22/1/2024	21:55	36.3			38.6	33.5
22/1/2024	22:00	36.2	36.1	36.0	39.3	33.2
22/1/2024	22:05	36.0			38.5	33.6
22/1/2024	22:10	35.9			38.9	33.0
22/1/2024	22:15	35.6	35.8		38.5	33.2
22/1/2024	22:20	36.2			38.8	33.5
22/1/2024	22:25	35.8			38.2	32.9
22/1/2024	22:30	35.2	35.5	35.8	37.3	32.9
22/1/2024	22:35	35.3			37.5	32.8
22/1/2024	22:40	36.0			37.9	34.1
22/1/2024	22:45	35.8	36.0		38.0	33.2
22/1/2024	22:50	36.0			38.5	33.6
22/1/2024	22:55	36.1			38.1	34.0
		Mean	36.1	36.2		
		Maximum	39.6	38.0		
		Minimum	33.3	33.9		

Station: LFT_M1

Date	Start Time	Leq (5mins)	Leq (15mins)	Leq (30mins)	L10 (5mins)	L90 (5mins)
23/1/2024	19:00	35.9	36.2		39.0	32.3
23/1/2024	19:05	36.5		37.0	40.6	33.1
23/1/2024	19:10	36.1			39.7	33.1
23/1/2024	19:15	37.2	37.8		41.2	33.5
23/1/2024	19:20	37.3			40.8	33.6
23/1/2024	19:25	38.7			43.0	34.9
23/1/2024	19:30	40.6	41.3		44.4	37.0
23/1/2024	19:35	42.4		40.4	45.7	38.4
23/1/2024	19:40	40.6			43.8	37.4
23/1/2024	19:45	40.5	39.3		43.3	37.2
23/1/2024	19:50	38.9			42.2	36.1
23/1/2024	19:55	38.0			41.5	34.6
23/1/2024	20:00	38.2	38.2		41.6	35.2
23/1/2024	20:05	38.4		37.8	42.1	34.5
23/1/2024	20:10	38.0			41.0	34.5
23/1/2024	20:15	37.2	37.3		40.7	33.4
23/1/2024	20:20	37.1			40.6	34.1
23/1/2024	20:25	37.6			41.5	34.0
23/1/2024	20:30	38.9	38.6		42.1	36.4
23/1/2024	20:35	39.0		38.0	42.2	35.4
23/1/2024	20:40	37.9			41.1	34.5
23/1/2024	20:45	36.7	37.2		39.3	33.7
23/1/2024	20:50	36.5			39.3	33.8
23/1/2024	20:55	38.1			41.5	35.2
23/1/2024	21:00	36.3	36.5		39.5	32.9
23/1/2024	21:05	36.6		36.4	39.4	33.1
23/1/2024	21:10	36.5			39.9	33.2
23/1/2024	21:15	36.5	36.4		39.2	33.8
23/1/2024	21:20	36.7			40.0	33.3
23/1/2024	21:25	36.1			39.7	32.9
23/1/2024	21:30	37.1	37.8		38.7	34.7
23/1/2024	21:35	38.3		38.3	40.3	36.2
23/1/2024	21:40	37.9			40.3	35.7
23/1/2024	21:45	38.7	38.7		40.2	37.3
23/1/2024	21:50	39.3			41.5	37.6
23/1/2024	21:55	38.2			39.9	36.8
23/1/2024	22:00	37.7	38.0		40.0	35.9
23/1/2024	22:05	38.2		37.0	40.5	35.8
23/1/2024	22:10	38.0			40.1	35.9
23/1/2024	22:15	36.0	35.8		37.6	33.5
23/1/2024	22:20	36.0			38.0	34.1
23/1/2024	22:25	35.4			37.7	33.9
23/1/2024	22:30	36.2	36.2		37.8	34.5
23/1/2024	22:35	34.8		37.9	36.7	32.8
23/1/2024	22:40	37.4			39.1	35.1
23/1/2024	22:45	38.7	39.1		40.1	37.3
23/1/2024	22:50	39.2			41.5	37.6
23/1/2024	22:55	39.3			41.4	37.3
		Mean	37.8	37.9		
		Maximum	41.3	40.4		
		Minimum	35.8	36.4		

Date	Start Time	Leq (5mins)	Leq (15mins)	Leq (30mins)	L10 (5mins)	L90 (5mins)
24/1/2024	19:02	38.0	41.7		40.7	34.3
24/1/2024	19:07	42.8		42.1	46.8	39.5
24/1/2024	19:12	42.7			46.4	39.4
24/1/2024	19:17	43.9	42.5		47.2	40.5
24/1/2024	19:22	43.5			46.9	40.0
24/1/2024	19:27	38.3			41.1	35.4
24/1/2024	19:32	38.1	41.2		40.9	35.4
24/1/2024	19:37	42.0		40.9	45.0	38.4
24/1/2024	19:42	42.5			46.4	39.1
24/1/2024	19:47	41.9	40.6		45.8	38.9
24/1/2024	19:52	39.8			43.2	36.1
24/1/2024	19:57	39.6			43.1	36.7
24/1/2024	20:02	37.6	39.4		41.2	34.5
24/1/2024	20:07	39.3		42.5	42.0	36.6
24/1/2024	20:12	40.7			44.0	37.5
24/1/2024	20:17	47.0	44.3		49.5	44.4
24/1/2024	20:22	42.0			44.7	38.5
24/1/2024	20:27	41.9			45.4	38.8
24/1/2024	20:32	42.6	41.5		46.1	39.0
24/1/2024	20:37	40.7		40.0	43.2	37.1
24/1/2024	20:42	41.0			43.6	37.8
24/1/2024	20:47	39.2	37.9		42.6	36.4
24/1/2024	20:52	37.4			40.2	34.5
24/1/2024	20:57	36.9			39.5	34.0
24/1/2024	21:02	37.5	38.8		39.9	34.9
24/1/2024	21:07	38.6		38.8	41.2	36.2
24/1/2024	21:12	39.9			42.7	36.9
24/1/2024	21:17	37.8	38.9		40.3	35.4
24/1/2024	21:22	38.8			41.6	36.0
24/1/2024	21:27	39.8			42.9	37.0
24/1/2024	21:32	39.3	42.5		41.6	36.8
24/1/2024	21:37	46.1		40.3	49.0	43.1
24/1/2024	21:42	36.9			39.4	34.3
24/1/2024	21:47	36.8	35.5		39.8	34.3
24/1/2024	21:52	35.0			38.0	32.2
24/1/2024	21:57	34.3			36.8	31.7
24/1/2024	22:02	34.2	35.9		36.8	31.6
24/1/2024	22:07	35.7		37.1	38.0	33.3
24/1/2024	22:12	37.4			39.7	35.5
24/1/2024	22:17	38.6	38.0		40.6	36.2
24/1/2024	22:22	37.5			39.7	35.3
24/1/2024	22:27	37.9			39.8	35.8
24/1/2024	22:32	37.5	38.1		39.9	35.0
24/1/2024	22:37	38.6		37.8	41.2	36.6
24/1/2024	22:42	38.2			40.8	36.2
24/1/2024	22:47	39.2	37.5		41.6	36.6
24/1/2024	22:52	36.9			39.2	34.7
24/1/2024	22:57	35.6			37.6	33.6
		Mean	39.6	40.0		
		Maximum	44.3	42.5		
		Minimum	35.5	37.1		

Summary of Noise Monitoring Results during 19:00 - 23:00 at LFT_M1		
	Leq (15mins)	**Leq (30mins)**
Mean	37.8	37.9
Maximum	44.3	43.2
Minimum	33.3	33.9

Appendix 3-18 Baseline Noise Monitoring Data – 23:00 - 07:00 on the next day at LFT_M1

Station: LFT_M1

Date	Start Time	Leq (5mins)	Leq (15mins)	Leq (30mins)	L10 (5mins)	L90 (5mins)
11/1/2024	23:03	37.7	37.7	37.6	40.3	35.8
11/1/2024	23:08	37.4			39.7	35.1
11/1/2024	23:13	38.0			40.0	36.0
11/1/2024	23:18	37.2	37.6		39.7	34.8
11/1/2024	23:23	37.4			39.3	35.6
11/1/2024	23:28	38.1			40.0	36.7
11/1/2024	23:33	37.9	37.9	37.7	40.0	35.9
11/1/2024	23:38	38.1			40.1	36.7
11/1/2024	23:43	37.7			39.3	36.3
11/1/2024	23:48	37.9	37.5		39.9	35.7
11/1/2024	23:53	37.1			39.3	35.0
11/1/2024	23:58	37.6			39.8	36.1
		Mean	37.7	37.7		
		Maximum	37.9	37.7		
		Minimum	37.5	37.6		

Date	Start Time	Leq (5mins)	Leq (15mins)	Leq (30mins)	L10 (5mins)	L90 (5mins)
12/1/2024	0:03	37.5	37.6	37.5	39.2	35.5
12/1/2024	0:08	37.3			39.1	53.4
12/1/2024	0:13	37.9			39.5	52.9
12/1/2024	0:18	37.3	37.4		38.8	53.1
12/1/2024	0:23	37.7			38.9	51.9
12/1/2024	0:28	37.1			38.9	50.5
12/1/2024	0:33	36.5	37.6	37.4	37.7	51.7
12/1/2024	0:38	37.8			39.4	52.8
12/1/2024	0:43	38.3			39.6	50.7
12/1/2024	0:48	36.9	37.2		38.5	51.5
12/1/2024	0:53	36.8			38.4	51.3
12/1/2024	0:58	37.9			39.4	50.0
12/1/2024	1:03	36.6	36.9	36.9	37.9	51.8
12/1/2024	1:08	36.8			38.6	52.5
12/1/2024	1:13	37.2			38.4	53.1
12/1/2024	1:18	36.7	36.9		38.4	52.8
12/1/2024	1:23	36.2			37.4	51.3
12/1/2024	1:28	37.6			38.8	53.0
12/1/2024	1:33	38.7	38.3	38.1	40.0	52.8
12/1/2024	1:38	38.0			39.1	49.9
12/1/2024	1:43	38.2			39.5	51.9
12/1/2024	1:48	37.8	37.9		39.0	53.1
12/1/2024	1:53	37.8			39.1	52.7
12/1/2024	1:58	38.2			39.6	51.7
12/1/2024	2:03	37.9	37.6	37.4	39.2	50.6
12/1/2024	2:08	38.0			39.1	53.7
12/1/2024	2:13	37.0			38.1	50.9
12/1/2024	2:18	36.8	37.1		37.8	50.7
12/1/2024	2:23	37.1			38.2	53.3
12/1/2024	2:28	37.4			38.4	50.6
12/1/2024	2:33	37.7	37.6	37.5	38.8	53.3
12/1/2024	2:38	37.5			38.5	53.4
12/1/2024	2:43	37.5			38.5	50.4
12/1/2024	2:48	37.8	37.5		38.9	52.0
12/1/2024	2:53	37.5			38.4	52.1
12/1/2024	2:58	37.0			38.1	51.8
12/1/2024	3:03	37.3	37.6	37.4	38.4	49.6
12/1/2024	3:08	37.7			38.7	52.6
12/1/2024	3:13	37.8			38.7	53.6
12/1/2024	3:18	37.1	37.2		38.2	50.3
12/1/2024	3:23	37.3			38.3	52.7
12/1/2024	3:28	37.1			38.0	52.0
12/1/2024	3:33	36.5	37.5	37.8	37.6	51.6
12/1/2024	3:38	38.2			39.3	51.9
12/1/2024	3:43	37.5			38.6	51.9
12/1/2024	3:48	38.3	38.2		39.3	52.1
12/1/2024	3:53	38.1			39.2	51.1
12/1/2024	3:58	38.1			39.2	50.5
12/1/2024	4:03	37.9	37.6	37.5	38.9	52.2
12/1/2024	4:08	37.4			38.3	51.5
12/1/2024	4:13	37.5			38.4	50.4
12/1/2024	4:18	37.1	37.4		38.2	51.3
12/1/2024	4:23	37.6			38.8	54.6
12/1/2024	4:28	37.5			38.6	51.1
12/1/2024	4:33	36.9	37.6	38.2	38.0	52.7
12/1/2024	4:38	37.7			38.7	52.6
12/1/2024	4:43	38.1			39.2	53.3
12/1/2024	4:48	38.6	38.7		40.0	53.2
12/1/2024	4:53	38.3			39.3	54.0
12/1/2024	4:58	39.3			40.7	54.0
12/1/2024	5:03	42.3	40.6	39.3	43.3	53.6
12/1/2024	5:08	40.8			42.0	53.4
12/1/2024	5:13	37.3			38.3	53.4
12/1/2024	5:18	37.9	37.4		38.9	54.2
12/1/2024	5:23	37.4			38.9	55.5
12/1/2024	5:28	36.9			38.4	52.5
12/1/2024	5:33	36.9	37.5	37.9	38.6	54.6
12/1/2024	5:38	37.9			39.4	55.2
12/1/2024	5:43	37.6			39.1	53.9
12/1/2024	5:48	38.6	38.3		40.0	58.1
12/1/2024	5:53	38.7			40.4	53.1
12/1/2024	5:58	37.7			39.2	56.1
12/1/2024	6:03	39.0	38.8	38.3	40.5	55.0
12/1/2024	6:08	39.0			40.3	57.9
12/1/2024	6:13	38.5			39.8	58.1
12/1/2024	6:18	38.5	37.8		40.2	55.7
12/1/2024	6:23	37.7			39.4	57.7
12/1/2024	6:28	37.0			38.8	56.7
12/1/2024	6:33	36.4	37.1	38.2	38.0	55.7
12/1/2024	6:38	37.2			38.9	56.6
12/1/2024	6:43	37.4			39.3	57.1
12/1/2024	6:48	40.3	39.1		42.2	57.8
12/1/2024	6:53	38.4			40.1	55.4
12/1/2024	6:58	38.3			39.9	55.9
12/1/2024	23:03	37.6	37.2	37.0	39.7	35.2
12/1/2024	23:08	37.2			38.7	34.8
12/1/2024	23:13	36.7			38.8	35.4
12/1/2024	23:18	37.0	36.9		38.8	35.2
12/1/2024	23:23	36.6			38.0	35.4
12/1/2024	23:28	37.0			38.3	35.4
12/1/2024	23:33	37.6	38.4	38.7	39.2	36.2
12/1/2024	23:38	39.7			41.6	38.2
12/1/2024	23:43	37.6			39.2	35.9
12/1/2024	23:48	39.9	38.9		41.9	38.2
12/1/2024	23:53	38.0			39.3	36.6
12/1/2024	23:58	38.5			40.5	36.4
		Mean	37.8	37.8		
		Maximum	40.6	39.3		
		Minimum	36.9	36.9		

Station: LFT_M1

Date	Start Time	Leq (5mins)	Leq (15mins)	Leq (30mins)	L10 (5mins)	L90 (5mins)
13/1/2024	0:03	37.7			38.9	36.2
13/1/2024	0:08	38.4	37.9		40.0	36.9
13/1/2024	0:13	37.5		37.9	38.9	35.5
13/1/2024	0:18	38.6			40.8	36.4
13/1/2024	0:23	37.9	37.9		39.6	36.5
13/1/2024	0:28	37.1			38.3	36.1
13/1/2024	0:33	36.2			37.3	35.1
13/1/2024	0:38	36.5	36.5		37.6	35.5
13/1/2024	0:43	36.8		36.3	38.0	35.1
13/1/2024	0:48	36.3			37.8	34.6
13/1/2024	0:53	35.8	36.0		37.6	34.4
13/1/2024	0:58	35.9			37.7	34.8
13/1/2024	1:03	36.7			38.0	35.2
13/1/2024	1:08	36.7	36.6		38.5	35.2
13/1/2024	1:13	36.3		36.9	38.1	34.7
13/1/2024	1:18	37.5			39.1	35.9
13/1/2024	1:23	37.1	37.2		38.5	35.7
13/1/2024	1:28	36.9			38.1	35.8
13/1/2024	1:33	40.2			41.6	38.9
13/1/2024	1:38	36.4	38.4		37.6	35.4
13/1/2024	1:43	37.7		37.4	38.9	36.7
13/1/2024	1:48	36.3			37.7	34.9
13/1/2024	1:53	36.3	36.1		37.3	34.9
13/1/2024	1:58	35.7			36.7	34.3
13/1/2024	2:03	36.8			38.0	35.8
13/1/2024	2:08	36.4	36.4		37.8	35.2
13/1/2024	2:13	36.0		36.4	37.2	34.8
13/1/2024	2:18	36.6			37.8	35.5
13/1/2024	2:23	36.4	36.3		37.5	35.5
13/1/2024	2:28	35.9			36.9	35.0
13/1/2024	2:33	36.8			37.7	35.7
13/1/2024	2:38	36.7	36.5		37.6	35.7
13/1/2024	2:43	36.1		36.5	37.2	35.2
13/1/2024	2:48	35.9			36.8	35.0
13/1/2024	2:53	37.4	36.5		38.4	36.5
13/1/2024	2:58	36.2			37.2	35.1
13/1/2024	3:03	36.3			37.4	35.3
13/1/2024	3:08	35.6	36.2		36.6	34.7
13/1/2024	3:13	36.5		36.6	37.6	35.5
13/1/2024	3:18	37.0			38.0	36.1
13/1/2024	3:23	37.1	37.1		38.2	36.1
13/1/2024	3:28	37.1			38.1	36.1
13/1/2024	3:33	37.4			38.4	36.3
13/1/2024	3:38	36.9	37.2		38.0	36.0
13/1/2024	3:43	37.4		38.3	38.5	36.3
13/1/2024	3:48	40.5			41.4	39.6
13/1/2024	3:53	39.3	39.2		40.2	38.4
13/1/2024	3:58	37.0			38.0	35.9
13/1/2024	4:03	38.2			39.1	37.2
13/1/2024	4:08	37.4	37.6		38.3	36.4
13/1/2024	4:13	37.2		37.1	38.2	36.3
13/1/2024	4:18	37.3			38.4	36.3
13/1/2024	4:23	36.8	36.6		38.2	35.5
13/1/2024	4:28	35.4			36.4	34.3
13/1/2024	4:33	36.6			38.0	35.6
13/1/2024	4:38	37.2	36.6		38.5	36.2
13/1/2024	4:43	35.9		36.7	36.9	34.6
13/1/2024	4:48	36.7			37.8	35.5
13/1/2024	4:53	37.7	36.8		38.9	36.6
13/1/2024	4:58	35.8			36.9	34.7
13/1/2024	5:03	35.7			37.0	34.3
13/1/2024	5:08	35.5	35.7		36.9	34.5
13/1/2024	5:13	35.9		36.6	37.1	34.6
13/1/2024	5:18	36.4			37.6	35.2
13/1/2024	5:23	37.7	37.3		39.1	36.2
13/1/2024	5:28	37.8			39.1	36.1
13/1/2024	5:33	37.0			38.7	35.3
13/1/2024	5:38	37.7	37.1		39.0	36.3
13/1/2024	5:43	36.5		36.9	37.9	34.9
13/1/2024	5:48	36.4			38.1	35.1
13/1/2024	5:53	36.4	36.6		37.9	34.7
13/1/2024	5:58	37.0			38.7	35.6
13/1/2024	6:03	36.3			37.6	34.9
13/1/2024	6:08	36.4	36.6		38.1	34.9
13/1/2024	6:13	37.1		36.9	38.5	35.4
13/1/2024	6:18	36.5			37.8	34.8
13/1/2024	6:23	37.5	37.2		39.3	35.8
13/1/2024	6:28	37.6			39.2	35.8
13/1/2024	6:33	39.5			41.5	37.9
13/1/2024	6:38	40.3	38.9		41.9	38.5
13/1/2024	6:43	35.8		37.9	37.8	34.2
13/1/2024	6:48	37.1			39.0	35.2
13/1/2024	6:53	37.1	36.6		38.7	35.5
13/1/2024	6:58	35.6			37.6	34.0
13/1/2024	23:02	38.2			39.7	36.7
13/1/2024	23:07	37.1	37.7		38.6	35.7
13/1/2024	23:12	37.7		37.5	39.6	35.7
13/1/2024	23:17	37.9			39.4	36.2
13/1/2024	23:22	37.2	37.2		39.2	35.5
13/1/2024	23:27	36.5			38.5	34.5
13/1/2024	23:32	35.9			38.0	33.7
13/1/2024	23:37	36.0	36.2		38.0	34.2
13/1/2024	23:42	36.7		36.8	38.2	34.5
13/1/2024	23:47	37.0			38.8	35.2
13/1/2024	23:52	37.2	37.2		39.1	36.0
13/1/2024	23:57	37.6			39.8	36.4
		Mean	37.0	37.0		
		Maximum	39.2	38.3		
		Minimum	35.7	36.3		

Date	Start Time	Leq (5mins)	Leq (15mins)	Leq (30mins)	L10 (5mins)	L90 (5mins)
14/1/2024	0:02	37.2			38.5	35.3
14/1/2024	0:07	36.2	36.4		38.2	34.0
14/1/2024	0:12	35.4		35.9	36.8	34.0
14/1/2024	0:17	35.5			36.5	33.9
14/1/2024	0:22	35.6	35.4		36.8	34.2
14/1/2024	0:27	35.2			36.7	33.9
14/1/2024	0:32	35.2			37.0	33.5
14/1/2024	0:37	35.6	35.5		37.4	34.6
14/1/2024	0:42	35.6		35.7	36.6	34.1
14/1/2024	0:47	35.2			36.2	33.8
14/1/2024	0:52	35.8	35.9		37.4	34.4
14/1/2024	0:57	36.7			38.4	35.7
14/1/2024	1:02	37.5			39.0	36.3
14/1/2024	1:07	39.0	38.0		40.6	37.3
14/1/2024	1:12	37.3		37.6	38.5	36.0
14/1/2024	1:17	37.1			38.2	36.1
14/1/2024	1:22	37.5	37.1		38.8	36.4
14/1/2024	1:27	36.8			38.1	35.5
14/1/2024	1:32	37.3			38.4	35.9
14/1/2024	1:37	37.5	39.3		38.9	36.2
14/1/2024	1:42	41.7		38.4	43.1	40.6
14/1/2024	1:47	37.0			38.0	35.6
14/1/2024	1:52	38.3	37.3		39.5	37.3
14/1/2024	1:57	36.4			37.5	35.4
14/1/2024	2:02	35.6			36.7	34.3
14/1/2024	2:07	35.4	35.7		36.8	34.2
14/1/2024	2:12	36.0		35.5	37.3	34.8
14/1/2024	2:17	35.6			36.5	34.5
14/1/2024	2:22	35.8	35.4		36.7	34.9
14/1/2024	2:27	34.8			35.9	33.7
14/1/2024	2:32	38.8			39.8	37.9
14/1/2024	2:37	35.2	37.0		36.1	34.3
14/1/2024	2:42	36.4		36.8	37.3	35.3
14/1/2024	2:47	36.3			37.2	35.2
14/1/2024	2:52	37.1	36.4		38.0	36.2
14/1/2024	2:57	35.7			36.8	34.8
14/1/2024	3:02	36.2			37.3	35.2
14/1/2024	3:07	35.8	36.2		36.7	34.7
14/1/2024	3:12	36.6		36.6	37.6	35.7
14/1/2024	3:17	36.1			37.2	35.1
14/1/2024	3:22	37.2	36.9		38.1	36.1
14/1/2024	3:27	37.3			38.2	36.3
14/1/2024	3:32	37.6			38.5	36.5
14/1/2024	3:37	36.8	37.0		37.8	35.8
14/1/2024	3:42	36.5		37.0	37.5	35.5
14/1/2024	3:47	36.8			37.9	35.8
14/1/2024	3:52	37.2	37.0		38.3	36.3
14/1/2024	3:57	36.9			38.0	36.0
14/1/2024	4:02	37.6			38.7	36.5
14/1/2024	4:07	37.6	37.7		38.7	36.7
14/1/2024	4:12	37.8		37.3	38.9	36.8
14/1/2024	4:17	37.2			38.5	36.1
14/1/2024	4:22	36.9	36.9		38.3	35.9
14/1/2024	4:27	36.5			37.9	35.5
14/1/2024	4:32	40.6			41.8	39.2
14/1/2024	4:37	36.9	38.6		38.0	35.9
14/1/2024	4:42	37.4		38.4	38.6	36.0
14/1/2024	4:47	36.7			37.8	35.4
14/1/2024	4:52	39.2	38.1		40.3	38.1
14/1/2024	4:57	38.1			39.1	36.9
14/1/2024	5:02	39.1			40.5	37.9
14/1/2024	5:07	37.2	38.1		38.5	35.9
14/1/2024	5:12	37.8		38.9	38.8	36.4
14/1/2024	5:17	39.3			40.6	37.8
14/1/2024	5:22	39.9	39.6		41.2	38.6
14/1/2024	5:27	39.6			41.0	38.0
14/1/2024	5:32	39.8			41.3	38.3
14/1/2024	5:37	41.6	40.9		43.1	40.0
14/1/2024	5:42	41.1		39.7	42.8	39.8
14/1/2024	5:47	38.8			40.5	37.1
14/1/2024	5:52	37.7	38.1		39.4	36.3
14/1/2024	5:57	37.6			39.0	36.3
14/1/2024	6:02	40.4			41.7	39.0
14/1/2024	6:07	39.6	39.4		41.3	37.9
14/1/2024	6:12	38.0		38.6	39.7	36.4
14/1/2024	6:17	37.8			39.4	36.2
14/1/2024	6:22	37.3	37.7		39.0	35.7
14/1/2024	6:27	37.9			39.8	36.1
14/1/2024	6:32	36.6			38.5	34.6
14/1/2024	6:37	35.7	36.0		37.4	33.8
14/1/2024	6:42	35.5		35.5	37.3	33.5
14/1/2024	6:47	34.8			36.4	32.9
14/1/2024	6:52	34.8	35.0		36.7	33.0
14/1/2024	6:57	35.4			37.1	33.8
14/1/2024	23:02	36.7			38.9	34.8
14/1/2024	23:07	36.2	36.6		38.3	33.7
14/1/2024	23:12	36.9		37.1	39.4	34.5
14/1/2024	23:17	37.2			38.8	35.2
14/1/2024	23:22	37.8	37.6		39.5	35.8
14/1/2024	23:27	37.7			39.2	35.9
14/1/2024	23:32	37.6			39.3	35.9
14/1/2024	23:37	37.4	37.5		39.1	35.4
14/1/2024	23:42	37.6		37.5	39.8	35.5
14/1/2024	23:47	37.0			39.0	35.4
14/1/2024	23:52	38.2	37.5		40.4	36.7
14/1/2024	23:57	37.2			39.3	35.8
		Mean	37.2	37.3		
		Maximum	40.9	39.7		
		Minimum	35.0	35.5		

Station: LFT_M1

Date	Start Time	Leq (5mins)	Leq (15mins)	Leq (30mins)	L10 (5mins)	L90 (5mins)
15/1/2024	0:02	37.2			39.3	35.1
15/1/2024	0:07	38.0	37.8		39.8	35.8
15/1/2024	0:12	38.2		37.3	40.3	36.3
15/1/2024	0:17	37.0			38.7	35.8
15/1/2024	0:22	36.4	36.6		37.8	34.8
15/1/2024	0:27	36.4			37.7	35.1
15/1/2024	0:32	36.2			37.8	34.8
15/1/2024	0:37	36.7	36.3		38.3	34.9
15/1/2024	0:42	36.0		37.4	37.2	34.7
15/1/2024	0:47	37.2			38.7	35.9
15/1/2024	0:52	40.6	38.4		41.8	39.4
15/1/2024	0:57	36.0			37.2	34.7
15/1/2024	1:02	35.8			37.3	34.1
15/1/2024	1:07	36.0	36.1		37.5	34.8
15/1/2024	1:12	36.5		36.3	37.7	34.8
15/1/2024	1:17	36.5			37.7	35.5
15/1/2024	1:22	37.1	36.5		38.5	35.8
15/1/2024	1:27	35.8			36.8	34.4
15/1/2024	1:32	36.5			37.8	35.2
15/1/2024	1:37	37.2	37.3		38.2	36.1
15/1/2024	1:42	38.1		37.1	39.5	37.1
15/1/2024	1:47	37.2			38.3	36.2
15/1/2024	1:52	38.2	36.8		39.2	37.2
15/1/2024	1:57	34.4			35.5	33.2
15/1/2024	2:02	35.4			36.6	34.0
15/1/2024	2:07	35.1	35.8		36.1	33.9
15/1/2024	2:12	36.7		37.7	37.7	35.3
15/1/2024	2:17	39.3			40.3	38.2
15/1/2024	2:22	39.9	39.0		41.0	38.9
15/1/2024	2:27	37.4			38.3	36.5
15/1/2024	2:32	41.0			42.1	40.1
15/1/2024	2:37	39.8	39.4		40.9	38.8
15/1/2024	2:42	36.0		37.7	36.9	35.0
15/1/2024	2:47	34.9			35.9	34.0
15/1/2024	2:52	33.9	35.0		34.8	32.9
15/1/2024	2:57	35.9			37.0	34.9
15/1/2024	3:02	34.8			35.8	33.7
15/1/2024	3:07	35.3	35.1		36.3	34.4
15/1/2024	3:12	35.3		35.3	36.3	34.4
15/1/2024	3:17	35.7			36.8	34.7
15/1/2024	3:22	35.8	35.5		36.7	34.9
15/1/2024	3:27	34.9			35.9	33.8
15/1/2024	3:32	34.2			35.3	33.2
15/1/2024	3:37	34.8	35.4		35.8	33.8
15/1/2024	3:42	36.7		35.5	37.6	35.7
15/1/2024	3:47	34.6			35.5	33.5
15/1/2024	3:52	35.6	35.6		36.5	34.6
15/1/2024	3:57	36.5			37.4	35.4
15/1/2024	4:02	34.9			35.9	34.0
15/1/2024	4:07	34.6	34.6		35.6	33.7
15/1/2024	4:12	34.4		34.5	35.3	33.4
15/1/2024	4:17	34.8			35.9	33.7
15/1/2024	4:22	34.5	34.4		35.8	33.2
15/1/2024	4:27	33.7			35.1	32.4
15/1/2024	4:32	34.3			35.4	33.3
15/1/2024	4:37	34.2	34.1		35.2	32.9
15/1/2024	4:42	33.7		34.4	35.1	32.3
15/1/2024	4:47	34.3			35.5	33.0
15/1/2024	4:52	34.8	34.7		36.2	33.8
15/1/2024	4:57	34.9			36.0	33.6
15/1/2024	5:02	34.4			35.6	33.2
15/1/2024	5:07	35.4	34.8		36.8	34.3
15/1/2024	5:12	34.7		35.4	35.8	33.6
15/1/2024	5:17	34.9			36.6	33.3
15/1/2024	5:22	35.2	35.8		36.6	33.7
15/1/2024	5:27	37.1			38.5	35.8
15/1/2024	5:32	38.4			40.0	37.1
15/1/2024	5:37	38.0	37.8		39.4	36.7
15/1/2024	5:42	36.8		37.1	38.4	35.4
15/1/2024	5:47	36.4			37.9	35.0
15/1/2024	5:52	35.7	36.3		37.3	34.1
15/1/2024	5:57	36.9			38.6	35.3
15/1/2024	6:02	37.6			39.3	36.3
15/1/2024	6:07	37.3	37.3		39.0	35.9
15/1/2024	6:12	36.9		37.5	38.2	35.6
15/1/2024	6:17	38.3			40.1	36.7
15/1/2024	6:22	36.2	37.7		37.9	34.6
15/1/2024	6:27	38.3			40.3	36.5
15/1/2024	6:32	38.3			40.2	36.5
15/1/2024	6:37	38.0	38.0		39.9	36.4
15/1/2024	6:42	37.5		37.5	39.4	35.8
15/1/2024	6:47	37.0			38.6	35.0
15/1/2024	6:52	36.1	37.0		38.0	34.3
15/1/2024	6:57	37.8			39.6	36.2
15/1/2024	23:02	36.1			38.0	33.9
15/1/2024	23:07	36.7	36.6		39.3	34.2
15/1/2024	23:12	36.9		36.5	38.8	34.3
15/1/2024	23:17	35.9			38.5	33.4
15/1/2024	23:22	37.4	36.4		39.4	35.7
15/1/2024	23:27	35.6			37.2	33.7
15/1/2024	23:32	35.0			36.8	33.4
15/1/2024	23:37	36.9	36.3		39.1	35.3
15/1/2024	23:42	36.7		36.2	38.7	35.2
15/1/2024	23:47	36.3			38.5	34.5
15/1/2024	23:52	36.4	36.0		38.4	34.5
15/1/2024	23:57	35.4			37.1	33.8
		Mean	36.4	36.5		
		Maximum	39.4	37.7		
		Minimum	34.1	34.4		

Date	Start Time	Leq (5mins)	Leq (15mins)	Leq (30mins)	L10 (5mins)	L90 (5mins)
16/1/2024	0:02	36.1			38.3	34.1
16/1/2024	0:07	34.5	35.5		36.1	32.7
16/1/2024	0:12	35.7		35.6	37.6	33.8
16/1/2024	0:17	35.7			37.3	33.9
16/1/2024	0:22	35.5	35.7		37.3	33.8
16/1/2024	0:27	36.0			37.5	34.6
16/1/2024	0:32	35.7			37.2	34.0
16/1/2024	0:37	36.0	35.5		37.3	34.5
16/1/2024	0:42	34.7		35.3	36.2	33.4
16/1/2024	0:47	34.7			36.4	33.4
16/1/2024	0:52	34.4	35.1		35.8	33.1
16/1/2024	0:57	36.1			37.6	34.4
16/1/2024	1:02	36.4			37.8	35.2
16/1/2024	1:07	37.2	37.8		38.9	35.5
16/1/2024	1:12	39.2		37.5	40.5	37.8
16/1/2024	1:17	38.0			39.6	36.7
16/1/2024	1:22	36.9	37.2		38.3	35.5
16/1/2024	1:27	36.7			38.1	35.7
16/1/2024	1:32	36.3			37.4	35.2
16/1/2024	1:37	36.7	36.4		38.0	35.5
16/1/2024	1:42	36.3		36.4	37.6	35.1
16/1/2024	1:47	36.8			38.0	35.4
16/1/2024	1:52	36.4	36.4		37.7	35.0
16/1/2024	1:57	36.0			37.3	34.6
16/1/2024	2:02	36.1			37.4	34.8
16/1/2024	2:07	37.9	36.9		39.2	36.9
16/1/2024	2:12	36.3		36.3	37.4	35.0
16/1/2024	2:17	36.0			37.1	34.6
16/1/2024	2:22	35.5	35.7		36.6	34.4
16/1/2024	2:27	35.5			36.4	34.6
16/1/2024	2:32	35.0			36.0	34.1
16/1/2024	2:37	36.2	35.8		37.2	35.3
16/1/2024	2:42	36.2		36.3	37.2	35.1
16/1/2024	2:47	36.3			37.4	35.4
16/1/2024	2:52	36.5	36.8		37.4	35.6
16/1/2024	2:57	37.4			38.4	36.4
16/1/2024	3:02	36.7			37.8	35.7
16/1/2024	3:07	36.7	36.7		37.8	35.6
16/1/2024	3:12	36.7		36.3	37.6	35.6
16/1/2024	3:17	36.3			37.4	35.3
16/1/2024	3:22	36.1	35.9		37.1	35.0
16/1/2024	3:27	35.3			36.2	34.2
16/1/2024	3:32	35.8			36.8	34.9
16/1/2024	3:37	35.4	35.6		36.4	34.5
16/1/2024	3:42	35.7		39.7	36.6	34.8
16/1/2024	3:47	37.0			37.9	35.9
16/1/2024	3:52	38.8	41.8		39.8	37.9
16/1/2024	3:57	45.2			46.2	44.2
16/1/2024	4:02	47.4			48.5	46.3
16/1/2024	4:07	46.6	45.8		47.7	45.7
16/1/2024	4:12	40.9		43.4	41.9	39.8
16/1/2024	4:17	38.9			40.0	37.8
16/1/2024	4:22	36.2	38.0		37.2	34.9
16/1/2024	4:27	38.4			39.4	37.1
16/1/2024	4:32	38.5			39.8	37.1
16/1/2024	4:37	39.1	39.4		40.3	37.7
16/1/2024	4:42	40.4		38.7	41.4	39.4
16/1/2024	4:47	38.0			39.1	36.6
16/1/2024	4:52	38.4	38.0		39.8	37.1
16/1/2024	4:57	37.5			38.6	36.5
16/1/2024	5:02	37.4			38.4	36.0
16/1/2024	5:07	37.6	37.5		38.7	36.5
16/1/2024	5:12	37.4		37.8	38.4	36.1
16/1/2024	5:17	37.6			38.9	36.6
16/1/2024	5:22	37.7	38.1		39.0	36.2
16/1/2024	5:27	38.8			40.1	37.4
16/1/2024	5:32	38.0			39.3	36.4
16/1/2024	5:37	38.1	38.0		39.7	36.6
16/1/2024	5:42	37.8		37.3	39.5	36.1
16/1/2024	5:47	36.9			38.2	35.4
16/1/2024	5:52	36.5	36.5		37.9	35.2
16/1/2024	5:57	36.0			37.4	34.4
16/1/2024	6:02	36.2			37.5	34.8
16/1/2024	6:07	37.1	37.1		38.7	35.7
16/1/2024	6:12	37.9		37.6	39.2	36.3
16/1/2024	6:17	37.7			39.0	36.4
16/1/2024	6:22	38.2	38.1		39.8	36.2
16/1/2024	6:27	38.3			39.9	36.7
16/1/2024	6:32	38.5			40.2	36.8
16/1/2024	6:37	37.7	38.2		39.5	35.8
16/1/2024	6:42	38.4		37.6	40.4	36.5
16/1/2024	6:47	36.8			38.7	35.0
16/1/2024	6:52	37.0	37.0		38.7	35.1
16/1/2024	6:57	37.1			39.1	35.1
16/1/2024	23:02	36.2			38.5	34.2
16/1/2024	23:07	36.9	37.0		39.2	34.6
16/1/2024	23:12	37.8		36.6	39.1	35.4
16/1/2024	23:17	37.4			39.6	36.1
16/1/2024	23:22	35.5	36.3		36.9	33.8
16/1/2024	23:27	35.6			37.0	33.5
16/1/2024	23:32	37.3			39.4	36.1
16/1/2024	23:37	37.9	37.4		39.9	36.1
16/1/2024	23:42	36.9		36.8	38.4	35.6
16/1/2024	23:47	36.7			37.9	35.1
16/1/2024	23:52	36.2	36.1		38.0	34.4
16/1/2024	23:57	35.3			37.4	35.6
		Mean	37.3	37.5		
		Maximum	45.8	43.4		
		Minimum	35.1	35.3		

Station: LFT_M1

Date	Start Time	Leq (5mins)	Leq (15mins)	Leq (30mins)	L10 (5mins)	L90 (5mins)
17/1/2024	0:02	35.8			37.9	34.5
17/1/2024	0:07	35.6	35.7		37.4	34.1
17/1/2024	0:12	35.7		35.7	37.1	34.1
17/1/2024	0:17	35.8			37.8	33.6
17/1/2024	0:22	35.7	35.8		37.3	34.4
17/1/2024	0:27	35.9			37.2	34.7
17/1/2024	0:32	35.5			37.2	34.3
17/1/2024	0:37	37.1	38.5		38.9	35.6
17/1/2024	0:42	41.0		38.2	42.6	39.5
17/1/2024	0:47	38.9			40.6	37.2
17/1/2024	0:52	37.7	37.8		39.3	36.5
17/1/2024	0:57	36.3			38.1	34.7
17/1/2024	1:02	36.2			37.2	35.1
17/1/2024	1:07	36.3	36.1		37.9	34.9
17/1/2024	1:12	35.8		35.9	37.3	34.1
17/1/2024	1:17	35.0			36.7	33.4
17/1/2024	1:22	35.5	35.6		36.8	34.2
17/1/2024	1:27	36.2			37.5	35.2
17/1/2024	1:32	36.2			37.6	35.1
17/1/2024	1:37	36.5	36.5		37.5	35.2
17/1/2024	1:42	36.9		36.7	38.3	35.7
17/1/2024	1:47	37.6			38.6	36.3
17/1/2024	1:52	36.9	36.9		38.3	35.5
17/1/2024	1:57	36.0			37.4	35.0
17/1/2024	2:02	35.6			36.6	34.2
17/1/2024	2:07	35.6	35.6		37.0	34.3
17/1/2024	2:12	35.5		36.2	36.5	34.3
17/1/2024	2:17	34.0			35.0	32.8
17/1/2024	2:22	37.9	36.7		38.9	36.9
17/1/2024	2:27	37.3			38.2	36.2
17/1/2024	2:32	38.1			39.1	37.1
17/1/2024	2:37	35.7	36.7		36.8	34.8
17/1/2024	2:42	35.9		36.4	37.0	34.8
17/1/2024	2:47	35.8			36.7	34.8
17/1/2024	2:52	36.6	36.1		37.7	35.6
17/1/2024	2:57	35.8			36.8	34.9
17/1/2024	3:02	35.9			36.9	35.0
17/1/2024	3:07	35.9	36.1		37.0	35.0
17/1/2024	3:12	36.6		36.4	37.6	35.6
17/1/2024	3:17	36.7			37.8	35.8
17/1/2024	3:22	36.8	36.6		37.9	35.8
17/1/2024	3:27	36.4			37.4	35.4
17/1/2024	3:32	35.7			36.7	34.7
17/1/2024	3:37	36.5	36.3		37.4	35.4
17/1/2024	3:42	36.5		36.4	37.6	35.5
17/1/2024	3:47	37.5			38.5	36.4
17/1/2024	3:52	36.1	36.4		37.1	35.2
17/1/2024	3:57	35.4			36.3	34.3
17/1/2024	4:02	35.9			36.8	35.0
17/1/2024	4:07	36.5	36.3		37.4	35.5
17/1/2024	4:12	36.4		36.1	37.3	35.5
17/1/2024	4:17	35.9			36.8	35.0
17/1/2024	4:22	35.7	35.9		36.9	34.5
17/1/2024	4:27	36.1			37.3	34.9
17/1/2024	4:32	36.5			37.8	35.4
17/1/2024	4:37	37.2	36.5		38.6	35.9
17/1/2024	4:42	35.6		36.1	36.6	34.5
17/1/2024	4:47	35.1			36.2	34.1
17/1/2024	4:52	35.4	35.8		36.5	34.0
17/1/2024	4:57	36.7			38.0	35.3
17/1/2024	5:02	37.0			38.3	35.8
17/1/2024	5:07	37.5	37.8		38.6	36.5
17/1/2024	5:12	38.8		40.2	39.8	37.5
17/1/2024	5:17	39.6			40.9	38.3
17/1/2024	5:22	43.9	41.8		45.6	42.6
17/1/2024	5:27	40.6			42.3	38.9
17/1/2024	5:32	39.0			40.7	37.5
17/1/2024	5:37	39.8	39.1		41.3	38.1
17/1/2024	5:42	38.3		39.0	39.7	37.0
17/1/2024	5:47	38.5			40.1	37.2
17/1/2024	5:52	38.7	38.9		40.0	37.2
17/1/2024	5:57	39.4			41.0	37.7
17/1/2024	6:02	40.0			41.5	38.6
17/1/2024	6:07	39.0	39.3		40.7	37.4
17/1/2024	6:12	38.9		38.6	40.6	37.5
17/1/2024	6:17	37.3			39.0	35.9
17/1/2024	6:22	37.7	37.8		39.3	35.8
17/1/2024	6:27	38.4			40.2	36.5
17/1/2024	6:32	39.4			41.4	37.6
17/1/2024	6:37	37.6	38.1		39.4	36.0
17/1/2024	6:42	36.9		38.1	38.8	34.9
17/1/2024	6:47	38.1			40.1	36.1
17/1/2024	6:52	37.8	38.2		39.4	36.2
17/1/2024	6:57	38.6			40.3	36.6
17/1/2024	23:04	35.1			37.7	32.7
17/1/2024	23:09	35.1	35.0		36.8	33.4
17/1/2024	23:14	34.8		34.7	36.7	33.0
17/1/2024	23:19	34.3			36.2	32.4
17/1/2024	23:24	34.8	34.4		36.4	33.1
17/1/2024	23:29	34.2			35.9	32.6
17/1/2024	23:34	34.7			36.1	32.5
17/1/2024	23:39	34.4	34.6		36.4	32.6
17/1/2024	23:44	34.8		34.7	36.9	33.2
17/1/2024	23:49	35.1			37.2	33.4
17/1/2024	23:54	34.5	34.8		36.1	33.0
17/1/2024	23:59	34.8			36.7	32.6
		Mean	36.8	36.8		
		Maximum	41.8	40.2		
		Minimum	34.4	34.7		

Date	Start Time	Leq (5mins)	Leq (15mins)	Leq (30mins)	L10 (5mins)	L90 (5mins)
18/1/2024	0:04	34.8			36.7	32.9
18/1/2024	0:09	34.9	35.0		36.4	33.5
18/1/2024	0:14	35.2		34.6	36.6	33.8
18/1/2024	0:19	34.2			35.5	32.7
18/1/2024	0:24	33.9	34.3		35.3	32.2
18/1/2024	0:29	34.7			36.5	33.1
18/1/2024	0:34	35.0			36.3	33.5
18/1/2024	0:39	35.4	35.4		37.0	34.0
18/1/2024	0:44	35.7		35.3	37.4	34.3
18/1/2024	0:49	35.6			37.4	33.9
18/1/2024	0:54	35.4	35.2		37.2	34.1
18/1/2024	0:59	34.7			36.4	33.1
18/1/2024	1:04	35.1			36.9	33.9
18/1/2024	1:09	34.4	34.6		35.8	33.3
18/1/2024	1:14	34.4		34.7	35.5	33.3
18/1/2024	1:19	34.5			35.6	33.4
18/1/2024	1:24	35.0	34.8		36.1	33.7
18/1/2024	1:29	35.0			36.0	33.9
18/1/2024	1:34	34.5			35.9	33.2
18/1/2024	1:39	35.9	35.2		37.2	34.8
18/1/2024	1:44	34.9		35.2	36.1	33.5
18/1/2024	1:49	35.1			36.4	33.7
18/1/2024	1:54	35.2	35.2		36.6	34.0
18/1/2024	1:59	35.4			36.6	34.3
18/1/2024	2:04	34.5			35.6	33.5
18/1/2024	2:09	35.1	34.5		36.1	34.0
18/1/2024	2:14	33.9		34.5	34.9	32.8
18/1/2024	2:19	34.2			35.1	33.1
18/1/2024	2:24	35.0	34.5		36.1	34.0
18/1/2024	2:29	34.1			35.1	33.1
18/1/2024	2:34	34.2			35.1	33.1
18/1/2024	2:39	34.5	34.4		35.6	33.6
18/1/2024	2:44	34.6		35.0	35.7	33.6
18/1/2024	2:49	35.3			36.4	34.3
18/1/2024	2:54	35.2	35.5		36.3	34.3
18/1/2024	2:59	36.0			37.1	35.0
18/1/2024	3:04	35.3			36.3	34.4
18/1/2024	3:09	33.9	34.3		35.0	33.0
18/1/2024	3:14	33.4		34.4	34.4	32.3
18/1/2024	3:19	34.3			35.2	33.2
18/1/2024	3:24	34.2	34.6		35.3	33.2
18/1/2024	3:29	35.1			36.2	34.2
18/1/2024	3:34	35.7			36.8	34.6
18/1/2024	3:39	35.2	35.1		36.1	34.1
18/1/2024	3:44	34.3		35.0	35.3	33.3
18/1/2024	3:49	34.5			35.6	33.6
18/1/2024	3:54	34.8	34.9		35.8	33.9
18/1/2024	3:59	35.3			36.4	34.2
18/1/2024	4:04	34.1			35.1	33.0
18/1/2024	4:09	33.6	34.2		34.6	32.2
18/1/2024	4:14	34.8		35.7	35.8	33.4
18/1/2024	4:19	35.0			36.4	33.9
18/1/2024	4:24	36.4	36.8		37.7	35.2
18/1/2024	4:29	38.3			39.7	37.3
18/1/2024	4:34	38.3			39.4	37.0
18/1/2024	4:39	36.1	36.8		37.4	34.7
18/1/2024	4:44	35.5		36.4	36.6	34.3
18/1/2024	4:49	35.0			36.1	33.9
18/1/2024	4:54	36.9	36.0		38.3	35.8
18/1/2024	4:59	36.0			37.2	35.0
18/1/2024	5:04	36.3			37.5	35.3
18/1/2024	5:09	36.0	36.1		37.5	34.3
18/1/2024	5:14	36.1		35.6	37.8	34.8
18/1/2024	5:19	35.0			36.6	33.7
18/1/2024	5:24	35.5	35.1		37.0	34.0
18/1/2024	5:29	34.7			36.1	33.2
18/1/2024	5:34	36.0			37.3	34.7
18/1/2024	5:39	35.3	35.6		36.9	33.6
18/1/2024	5:44	35.4		36.2	36.7	34.1
18/1/2024	5:49	35.7			37.2	34.3
18/1/2024	5:54	36.5	36.8		37.9	35.0
18/1/2024	5:59	37.9			39.4	36.3
18/1/2024	6:04	38.1			39.7	36.8
18/1/2024	6:09	37.5	37.5		39.1	35.9
18/1/2024	6:14	37.0		36.9	38.8	35.1
18/1/2024	6:19	36.6			38.5	34.6
18/1/2024	6:24	35.6	36.3		37.5	34.0
18/1/2024	6:29	36.5			38.1	34.7
18/1/2024	6:34	38.5			40.4	36.9
18/1/2024	6:39	37.1	38.1		39.1	35.3
18/1/2024	6:44	38.7		40.1	40.6	37.0
18/1/2024	6:49	40.0			41.6	38.0
18/1/2024	6:54	40.9	41.4		42.7	39.1
18/1/2024	6:59	42.9			44.5	41.0
18/1/2024	23:04	35.8			38.0	33.5
18/1/2024	23:09	36.7	36.2		38.3	35.3
18/1/2024	23:14	35.9		35.8	37.3	34.3
18/1/2024	23:19	35.8			37.5	34.0
18/1/2024	23:24	34.9	35.3		36.7	32.9
18/1/2024	23:29	35.2			36.4	33.7
18/1/2024	23:34	34.9			36.4	33.4
18/1/2024	23:39	37.2	36.5		39.3	35.3
18/1/2024	23:44	36.9		37.8	38.3	35.0
18/1/2024	23:49	40.7			42.8	39.4
18/1/2024	23:54	37.6	38.8		39.1	35.4
18/1/2024	23:59	37.4			39.2	36.0
		Mean	35.8	35.8		
		Maximum	41.4	40.1		
		Minimum	34.2	34.4		

Station: LFT_M1

Date	Start Time	Leq (5mins)	Leq (15mins)	Leq (30mins)	L10 (5mins)	L90 (5mins)
19/1/2024	0:04	34.2			35.6	32.9
19/1/2024	0:09	35.7	35.3		36.8	34.2
19/1/2024	0:14	36.0		35.8	37.7	34.8
19/1/2024	0:19	36.1			37.1	35.0
19/1/2024	0:24	35.0	36.3		36.1	33.8
19/1/2024	0:29	37.5			39.3	36.4
19/1/2024	0:34	35.2			36.8	33.9
19/1/2024	0:39	34.7	35.0		36.1	33.3
19/1/2024	0:44	35.0		34.8	36.7	33.3
19/1/2024	0:49	34.9			36.4	33.9
19/1/2024	0:54	34.7	34.7		36.1	33.1
19/1/2024	0:59	34.4			35.5	32.6
19/1/2024	1:04	34.3			35.7	33.2
19/1/2024	1:09	34.4	34.5		35.6	33.2
19/1/2024	1:14	34.8		35.1	36.2	33.8
19/1/2024	1:19	36.6			37.8	35.5
19/1/2024	1:24	34.9	35.6		36.3	33.6
19/1/2024	1:29	35.0			36.1	33.6
19/1/2024	1:34	35.5			36.5	34.1
19/1/2024	1:39	35.8	36.0		37.1	34.5
19/1/2024	1:44	36.6		35.8	37.7	35.6
19/1/2024	1:49	35.6			37.0	34.4
19/1/2024	1:54	36.5	35.6		37.5	35.1
19/1/2024	1:59	34.5			35.7	33.2
19/1/2024	2:04	35.0			36.3	33.8
19/1/2024	2:09	36.9	36.1		37.9	36.0
19/1/2024	2:14	36.3		36.3	37.3	35.2
19/1/2024	2:19	36.8			37.8	35.8
19/1/2024	2:24	36.9	36.5		37.8	35.9
19/1/2024	2:29	35.5			36.4	34.5
19/1/2024	2:34	36.0			37.0	34.9
19/1/2024	2:39	36.3	36.1		37.4	35.3
19/1/2024	2:44	36.0		36.1	37.0	35.1
19/1/2024	2:49	35.3			36.2	34.2
19/1/2024	2:54	35.1	36.2		36.2	34.2
19/1/2024	2:59	37.7			38.6	36.7
19/1/2024	3:04	38.3			39.3	37.4
19/1/2024	3:09	39.1	37.9		40.2	38.0
19/1/2024	3:14	35.6		36.5	36.5	34.6
19/1/2024	3:19	35.1			36.2	34.2
19/1/2024	3:24	34.1	34.6		35.0	33.1
19/1/2024	3:29	34.5			35.4	33.5
19/1/2024	3:34	35.4			36.3	34.5
19/1/2024	3:39	35.7	35.4		36.6	34.7
19/1/2024	3:44	34.9		35.6	36.0	34.0
19/1/2024	3:49	35.9			37.0	35.0
19/1/2024	3:54	36.6	35.9		37.5	35.6
19/1/2024	3:59	35.1			36.2	34.2
19/1/2024	4:04	35.2			36.2	34.1
19/1/2024	4:09	35.2	35.4		36.3	33.8
19/1/2024	4:14	35.8		35.3	36.8	34.7
19/1/2024	4:19	34.4			35.7	33.2
19/1/2024	4:24	35.7	35.3		36.8	34.3
19/1/2024	4:29	35.6			36.8	34.4
19/1/2024	4:34	34.3			35.4	33.0
19/1/2024	4:39	35.0	34.5		36.1	33.6
19/1/2024	4:44	34.2		34.8	35.3	33.0
19/1/2024	4:49	34.7			35.7	33.7
19/1/2024	4:54	36.0	35.1		37.1	34.6
19/1/2024	4:59	34.5			35.5	33.5
19/1/2024	5:04	36.6			38.0	35.2
19/1/2024	5:09	35.3	35.5		36.6	33.8
19/1/2024	5:14	34.5		35.2	36.0	32.9
19/1/2024	5:19	34.5			36.2	33.0
19/1/2024	5:24	34.7	34.8		36.2	33.0
19/1/2024	5:29	35.1			36.8	33.5
19/1/2024	5:34	34.2			35.7	32.7
19/1/2024	5:39	33.1	33.7		34.4	31.5
19/1/2024	5:44	33.8		33.7	35.2	32.2
19/1/2024	5:49	33.5			34.8	32.0
19/1/2024	5:54	33.6	33.7		35.0	31.9
19/1/2024	5:59	34.0			35.6	32.3
19/1/2024	6:04	34.6			36.3	33.0
19/1/2024	6:09	34.6	34.4		36.3	33.0
19/1/2024	6:14	34.2		34.5	36.2	32.5
19/1/2024	6:19	34.0			35.9	32.0
19/1/2024	6:24	34.8	34.6		36.7	33.1
19/1/2024	6:29	34.8			36.7	33.2
19/1/2024	6:34	35.2			37.1	33.3
19/1/2024	6:39	35.4	35.1		37.2	33.7
19/1/2024	6:44	34.5		35.4	36.2	32.9
19/1/2024	6:49	35.3			37.0	33.5
19/1/2024	6:54	35.8	35.8		37.5	33.9
19/1/2024	6:59	36.1			37.7	34.5
19/1/2024	23:02	36.3			38.3	34.7
19/1/2024	23:07	35.7	35.7		37.6	33.7
19/1/2024	23:12	35.6		35.5	37.2	33.5
19/1/2024	23:17	35.7			37.6	34.3
19/1/2024	23:22	34.7	35.1		35.9	33.1
19/1/2024	23:27	34.6			36.2	32.9
19/1/2024	23:32	35.7			36.9	34.2
19/1/2024	23:37	36.0	35.5		37.3	34.2
19/1/2024	23:42	34.8		35.3	36.2	33.1
19/1/2024	23:47	35.5			36.7	34.1
19/1/2024	23:52	34.5	35.0		35.9	33.1
19/1/2024	23:57	34.8			36.0	33.6
		Mean	35.3	35.4		
		Maximum	37.9	36.5		
		Minimum	33.7	33.7		

Date	Start Time	Leq (5mins)	Leq (15mins)	Leq (30mins)	L10 (5mins)	L90 (5mins)
20/1/2024	0:02	34.9			36.2	33.2
20/1/2024	0:07	35.6	35.6		36.8	34.4
20/1/2024	0:12	36.2		37.4	37.7	34.5
20/1/2024	0:17	36.2			37.9	34.4
20/1/2024	0:22	37.1	38.7		38.1	35.8
20/1/2024	0:27	41.2			42.2	39.8
20/1/2024	0:32	37.3			38.4	36.2
20/1/2024	0:37	37.7	38.2		38.9	36.5
20/1/2024	0:42	39.4		38.3	40.4	38.2
20/1/2024	0:47	39.7			40.7	38.6
20/1/2024	0:52	38.0	38.5		39.4	36.8
20/1/2024	0:57	37.3			38.6	36.1
20/1/2024	1:02	36.0			37.0	34.9
20/1/2024	1:07	35.8	35.6		37.0	34.8
20/1/2024	1:12	35.0		36.4	36.2	33.6
20/1/2024	1:17	37.1			38.4	36.0
20/1/2024	1:22	37.3	37.0		38.4	36.2
20/1/2024	1:27	36.5			37.4	35.5
20/1/2024	1:32	34.5			35.4	33.4
20/1/2024	1:37	34.8	34.9		35.9	33.8
20/1/2024	1:42	35.4		34.6	36.4	34.5
20/1/2024	1:47	34.1			35.1	33.1
20/1/2024	1:52	34.9	34.4		35.9	34.0
20/1/2024	1:57	34.1			35.1	33.0
20/1/2024	2:02	34.8			35.9	33.7
20/1/2024	2:07	36.1	35.9		37.0	35.1
20/1/2024	2:12	36.6		35.4	37.5	35.5
20/1/2024	2:17	34.4			35.5	33.3
20/1/2024	2:22	34.8	34.8		35.9	33.9
20/1/2024	2:27	35.3			36.3	34.2
20/1/2024	2:32	34.5			35.5	33.5
20/1/2024	2:37	35.6	35.6		36.7	34.5
20/1/2024	2:42	36.3		36.7	37.4	35.4
20/1/2024	2:47	35.7			36.6	34.8
20/1/2024	2:52	36.7	37.6		37.6	35.8
20/1/2024	2:57	39.4			40.5	38.3
20/1/2024	3:02	39.0			39.9	37.9
20/1/2024	3:07	39.5	38.6		40.5	38.4
20/1/2024	3:12	36.7		37.6	37.7	35.6
20/1/2024	3:17	35.7			36.8	34.8
20/1/2024	3:22	36.1	36.4		37.5	35.0
20/1/2024	3:27	37.1			38.1	35.9
20/1/2024	3:32	37.3			38.5	36.3
20/1/2024	3:37	36.7	36.3		38.1	35.7
20/1/2024	3:42	34.5		35.9	35.9	33.2
20/1/2024	3:47	34.3			35.3	32.9
20/1/2024	3:52	36.0	35.5		37.1	35.0
20/1/2024	3:57	36.1			37.5	35.1
20/1/2024	4:02	36.0			37.2	34.7
20/1/2024	4:07	33.9	34.7		34.9	32.5
20/1/2024	4:12	33.9		35.1	35.1	32.6
20/1/2024	4:17	34.0			35.3	33.0
20/1/2024	4:22	35.7	35.5		37.1	34.1
20/1/2024	4:27	36.4			38.1	35.1
20/1/2024	4:32	36.5			38.1	34.8
20/1/2024	4:37	36.3	36.7		37.8	34.8
20/1/2024	4:42	37.2		36.4	38.6	35.9
20/1/2024	4:47	36.7			38.2	35.4
20/1/2024	4:52	37.2	36.1		38.9	35.9
20/1/2024	4:57	33.8			35.2	32.1
20/1/2024	5:02	38.8			40.5	37.3
20/1/2024	5:07	37.2	38.0		38.8	35.8
20/1/2024	5:12	37.7		37.2	39.1	36.3
20/1/2024	5:17	37.0			38.3	35.6
20/1/2024	5:22	35.5	36.2		37.1	33.9
20/1/2024	5:27	36.0			37.6	34.0
20/1/2024	5:32	35.7			37.6	33.7
20/1/2024	5:37	35.4	35.7		37.0	33.4
20/1/2024	5:42	35.8		35.3	37.5	33.8
20/1/2024	5:47	34.7			36.4	32.8
20/1/2024	5:52	34.9	35.0		36.6	32.9
20/1/2024	5:57	35.3			37.0	33.6
20/1/2024	6:02	34.9			36.9	33.1
20/1/2024	6:07	35.3	34.8		37.0	33.3
20/1/2024	6:12	34.3		34.1	35.9	32.5
20/1/2024	6:17	33.4			35.0	31.4
20/1/2024	6:22	33.2	33.2		35.1	31.0
20/1/2024	6:27	33.2			35.2	31.0
20/1/2024	6:32	33.3			35.2	31.4
20/1/2024	6:37	33.4	33.3		35.4	31.0
20/1/2024	6:42	33.2		33.3	35.2	30.8
20/1/2024	6:47	32.6			34.5	30.2
20/1/2024	6:52	32.6	33.2		35.0	30.6
20/1/2024	6:57	34.2			36.4	32.2
20/1/2024	23:02	33.5			35.3	31.7
20/1/2024	23:07	33.2	33.5		35.2	31.4
20/1/2024	23:12	33.8		35.9	35.5	32.4
20/1/2024	23:17	36.9			38.4	35.0
20/1/2024	23:22	38.3	37.5		39.8	36.6
20/1/2024	23:27	37.1			38.6	36.1
20/1/2024	23:32	38.1			39.2	36.4
20/1/2024	23:37	34.8	36.1		36.3	33.2
20/1/2024	23:42	34.5		35.7	35.5	33.4
20/1/2024	23:47	34.7			36.3	33.7
20/1/2024	23:52	34.8	35.2		36.6	33.6
20/1/2024	23:57	35.9			36.9	34.4
		Mean	35.9	36.0		
		Maximum	38.7	38.3		
		Minimum	33.2	33.3		

Station: LFT_M1

Date	Start Time	Leq (5mins)	Leq (15mins)	Leq (30mins)	L10 (5mins)	L90 (5mins)
21/1/2024	0:02	37.2			38.3	36.0
21/1/2024	0:07	37.2	36.7		38.5	35.9
21/1/2024	0:12	35.7		38.4	37.0	34.0
21/1/2024	0:17	35.0			36.4	33.3
21/1/2024	0:22	39.4	39.6		40.5	38.0
21/1/2024	0:27	41.9			43.3	40.9
21/1/2024	0:32	37.9			39.3	36.8
21/1/2024	0:37	34.8	36.3		35.8	33.7
21/1/2024	0:42	35.6		35.7	36.6	34.5
21/1/2024	0:47	35.3			36.6	33.9
21/1/2024	0:52	34.9	34.9		36.0	33.8
21/1/2024	0:57	34.5			35.9	33.2
21/1/2024	1:02	35.8			37.0	34.5
21/1/2024	1:07	35.0	36.7		36.0	34.0
21/1/2024	1:12	38.5		35.6	39.9	37.1
21/1/2024	1:17	33.6			34.9	32.3
21/1/2024	1:22	34.4	34.2		35.5	33.3
21/1/2024	1:27	34.5			35.6	33.6
21/1/2024	1:32	35.1			36.1	34.2
21/1/2024	1:37	35.6	36.0		36.7	34.6
21/1/2024	1:42	37.1		35.6	38.0	36.0
21/1/2024	1:47	36.5			37.6	35.4
21/1/2024	1:52	35.0	35.2		36.0	33.9
21/1/2024	1:57	33.6			34.7	32.7
21/1/2024	2:02	33.6			34.5	32.7
21/1/2024	2:07	34.7	34.3		35.8	33.6
21/1/2024	2:12	34.5		35.3	35.5	33.6
21/1/2024	2:17	35.3			36.4	34.3
21/1/2024	2:22	37.0	36.1		38.1	36.0
21/1/2024	2:27	35.9			36.9	34.8
21/1/2024	2:32	34.9			35.9	34.0
21/1/2024	2:37	39.8	38.2		40.8	38.8
21/1/2024	2:42	38.6		37.2	39.5	37.7
21/1/2024	2:47	35.5			36.5	34.5
21/1/2024	2:52	36.4	35.9		37.5	35.3
21/1/2024	2:57	35.8			36.9	34.7
21/1/2024	3:02	36.7			37.6	35.6
21/1/2024	3:07	35.0	35.3		35.9	33.9
21/1/2024	3:12	33.6		34.8	34.7	32.7
21/1/2024	3:17	33.7			34.8	32.7
21/1/2024	3:22	34.7	34.3		35.8	33.5
21/1/2024	3:27	34.6			35.7	33.5
21/1/2024	3:32	35.8			37.2	34.7
21/1/2024	3:37	39.9	37.8		41.1	38.6
21/1/2024	3:42	36.5		37.1	37.5	35.5
21/1/2024	3:47	35.7			37.0	34.6
21/1/2024	3:52	36.4	36.4		37.6	35.0
21/1/2024	3:57	37.0			38.4	35.6
21/1/2024	4:02	35.1			36.2	34.1
21/1/2024	4:07	36.5	35.7		37.6	35.2
21/1/2024	4:12	35.4		35.5	36.6	34.2
21/1/2024	4:17	34.9			36.0	33.8
21/1/2024	4:22	34.8	35.2		36.5	33.5
21/1/2024	4:27	35.7			37.4	34.1
21/1/2024	4:32	35.1			36.7	33.4
21/1/2024	4:37	35.7	35.9		37.2	34.0
21/1/2024	4:42	36.6		35.8	38.0	35.0
21/1/2024	4:47	35.3			36.7	34.0
21/1/2024	4:52	36.3	35.7		37.8	34.7
21/1/2024	4:57	35.4			36.8	34.1
21/1/2024	5:02	34.1			35.6	32.7
21/1/2024	5:07	34.8	35.2		36.2	33.2
21/1/2024	5:12	36.4		35.1	37.9	34.8
21/1/2024	5:17	34.1			35.8	32.7
21/1/2024	5:22	34.3	35.0		35.9	32.7
21/1/2024	5:27	36.3			38.3	34.4
21/1/2024	5:32	35.5			37.1	33.5
21/1/2024	5:37	34.9	34.9		36.6	33.2
21/1/2024	5:42	34.3		34.8	36.3	32.7
21/1/2024	5:47	34.6			36.3	32.9
21/1/2024	5:52	34.2	34.7		35.9	32.4
21/1/2024	5:57	35.1			37.0	33.1
21/1/2024	6:02	35.4			37.4	33.4
21/1/2024	6:07	36.4	35.9		38.4	34.6
21/1/2024	6:12	35.7		36.1	37.5	33.7
21/1/2024	6:17	36.7			38.4	35.0
21/1/2024	6:22	37.0	36.4		39.2	35.1
21/1/2024	6:27	35.3			37.2	33.0
21/1/2024	6:32	35.8			38.2	33.5
21/1/2024	6:37	35.5	35.7		37.9	33.6
21/1/2024	6:42	35.6		36.3	37.7	33.7
21/1/2024	6:47	37.1			39.0	34.9
21/1/2024	6:52	36.2	36.8		38.3	34.0
21/1/2024	6:57	37.1			39.2	35.0
21/1/2024	23:02	34.7			36.7	33.3
21/1/2024	23:07	35.5	36.0		37.5	33.5
21/1/2024	23:12	37.4		36.0	38.9	35.6
21/1/2024	23:17	37.0			39.0	35.3
21/1/2024	23:22	35.8	36.1		37.5	34.6
21/1/2024	23:27	35.1			36.3	33.9
21/1/2024	23:32	34.8			36.0	33.0
21/1/2024	23:37	35.0	34.7		36.2	33.8
21/1/2024	23:42	34.3		35.1	36.0	32.5
21/1/2024	23:47	35.9			37.3	34.1
21/1/2024	23:52	35.3	35.5		36.8	33.9
21/1/2024	23:57	35.4			37.2	34.1
		Mean	35.8	35.9		
		Maximum	39.6	38.4		
		Minimum	34.2	34.8		

Date	Start Time	Leq (5mins)	Leq (15mins)	Leq (30mins)	L10 (5mins)	L90 (5mins)
22/1/2024	0:02	35.3			36.8	34.1
22/1/2024	0:07	35.3	35.1		37.1	34.0
22/1/2024	0:12	34.9		35.0	36.5	33.4
22/1/2024	0:17	34.7			36.1	32.9
22/1/2024	0:22	35.4	34.9		36.5	34.4
22/1/2024	0:27	34.6			35.8	33.6
22/1/2024	0:32	34.5			35.8	33.5
22/1/2024	0:37	33.7	33.8		34.7	32.6
22/1/2024	0:42	33.2		33.9	34.2	32.0
22/1/2024	0:47	33.5			34.7	32.5
22/1/2024	0:52	33.4	34.0		34.7	32.4
22/1/2024	0:57	34.8			35.8	33.7
22/1/2024	1:02	35.6			36.9	34.6
22/1/2024	1:07	36.1	35.5		37.2	34.7
22/1/2024	1:12	34.6		35.5	36.0	33.3
22/1/2024	1:17	35.1			36.2	33.9
22/1/2024	1:22	36.4	35.5		37.5	35.4
22/1/2024	1:27	34.9			36.0	33.9
22/1/2024	1:32	35.1			36.1	34.0
22/1/2024	1:37	36.2	35.8		37.3	35.1
22/1/2024	1:42	35.9		35.4	37.0	34.9
22/1/2024	1:47	34.4			35.3	33.3
22/1/2024	1:52	35.4	35.0		36.3	34.4
22/1/2024	1:57	35.1			36.2	34.1
22/1/2024	2:02	36.0			37.0	35.0
22/1/2024	2:07	35.3	35.7		36.2	34.3
22/1/2024	2:12	35.7		35.6	36.6	34.7
22/1/2024	2:17	35.3			36.4	34.4
22/1/2024	2:22	35.6	35.6		36.5	34.5
22/1/2024	2:27	35.8			36.8	34.8
22/1/2024	2:32	34.2			35.2	33.2
22/1/2024	2:37	34.6	35.0		35.5	33.5
22/1/2024	2:42	35.9		35.0	36.9	35.0
22/1/2024	2:47	34.9			36.0	33.9
22/1/2024	2:52	34.5	35.0		35.6	33.5
22/1/2024	2:57	35.6			36.7	34.5
22/1/2024	3:02	34.9			35.9	34.0
22/1/2024	3:07	34.5	34.7		35.6	33.4
22/1/2024	3:12	34.6		35.8	35.7	33.6
22/1/2024	3:17	36.0			37.0	34.9
22/1/2024	3:22	36.8	36.7		37.9	35.7
22/1/2024	3:27	37.3			38.7	35.9
22/1/2024	3:32	42.6			43.8	41.3
22/1/2024	3:37	38.9	39.9		40.1	37.8
22/1/2024	3:42	35.0		38.6	36.1	33.9
22/1/2024	3:47	35.5			36.9	34.1
22/1/2024	3:52	37.8	36.8		38.8	36.6
22/1/2024	3:57	36.8			38.0	35.6
22/1/2024	4:02	36.8			38.0	35.7
22/1/2024	4:07	36.1	36.3		37.1	35.1
22/1/2024	4:12	35.9		35.7	37.2	34.8
22/1/2024	4:17	35.3			36.3	34.2
22/1/2024	4:22	34.4	35.0		35.9	32.7
22/1/2024	4:27	35.2			36.9	33.7
22/1/2024	4:32	35.1			36.7	33.7
22/1/2024	4:37	36.1	35.5		37.5	34.6
22/1/2024	4:42	35.3		35.3	36.6	33.6
22/1/2024	4:47	36.7			38.1	35.1
22/1/2024	4:52	34.4	35.1		36.1	32.7
22/1/2024	4:57	33.7			35.2	32.2
22/1/2024	5:02	33.9			35.5	32.6
22/1/2024	5:07	34.0	34.0		35.6	32.6
22/1/2024	5:12	34.1		34.2	35.7	32.8
22/1/2024	5:17	34.6			36.1	33.1
22/1/2024	5:22	34.8	34.4		36.8	33.0
22/1/2024	5:27	33.7			35.3	32.0
22/1/2024	5:32	35.9			37.8	34.2
22/1/2024	5:37	36.4	37.3		38.1	34.6
22/1/2024	5:42	39.0		36.7	41.0	37.3
22/1/2024	5:47	36.7			38.6	35.1
22/1/2024	5:52	35.8	36.1		37.7	33.8
22/1/2024	5:57	35.7			37.3	33.9
22/1/2024	6:02	35.2			37.0	33.3
22/1/2024	6:07	35.0	35.1		36.6	33.0
22/1/2024	6:12	35.2		35.2	37.1	33.2
22/1/2024	6:17	35.6			37.3	34.0
22/1/2024	6:22	35.7	35.4		37.7	33.8
22/1/2024	6:27	34.8			37.1	32.5
22/1/2024	6:32	35.5			37.6	33.1
22/1/2024	6:37	35.1	35.3		37.1	33.0
22/1/2024	6:42	35.4		35.8	37.7	33.4
22/1/2024	6:47	36.5			38.7	34.6
22/1/2024	6:52	35.9	36.3		38.1	33.7
22/1/2024	6:57	36.4			38.7	34.1
22/1/2024	23:00	35.2			37.2	32.9
22/1/2024	23:05	34.4	34.6		36.8	32.4
22/1/2024	23:10	34.1		34.7	36.4	32.2
22/1/2024	23:15	34.3			36.7	32.0
22/1/2024	23:20	35.3	34.8		37.4	32.9
22/1/2024	23:25	34.7			36.9	32.8
22/1/2024	23:30	34.6			36.6	33.0
22/1/2024	23:35	34.4	34.8		36.5	32.4
22/1/2024	23:40	35.2		35.1	37.2	33.3
22/1/2024	23:45	35.4			36.9	33.9
22/1/2024	23:50	35.6	35.4		37.3	33.9
22/1/2024	23:55	35.2			36.9	33.3
		Mean	35.4	35.5		
		Maximum	39.9	38.6		
		Minimum	33.8	33.9		

Station: LFT_M1

Date	Start Time	Leq (5mins)	Leq (15mins)	Leq (30mins)	L10 (5mins)	L90 (5mins)
23/1/2024	0:00	34.9			36.8	32.8
23/1/2024	0:05	35.1	35.0		36.9	33.0
23/1/2024	0:10	34.9		35.4	36.9	32.9
23/1/2024	0:15	35.6			37.3	33.8
23/1/2024	0:20	36.1	35.8		37.5	33.9
23/1/2024	0:25	35.6			37.5	34.2
23/1/2024	0:30	35.5			37.2	34.3
23/1/2024	0:35	35.8	35.8		37.0	34.6
23/1/2024	0:40	36.0		35.4	37.6	34.5
23/1/2024	0:45	34.8			36.5	33.3
23/1/2024	0:50	34.9	34.8		36.5	33.5
23/1/2024	0:55	34.8			36.3	33.3
23/1/2024	1:00	35.0			36.2	33.2
23/1/2024	1:05	35.4	35.1		36.6	34.1
23/1/2024	1:10	34.7		35.0	35.9	32.9
23/1/2024	1:15	34.8			36.6	33.0
23/1/2024	1:20	34.6	35.0		36.1	32.9
23/1/2024	1:25	35.6			37.3	34.3
23/1/2024	1:30	33.6			35.0	32.2
23/1/2024	1:35	36.2	35.7		37.5	35.2
23/1/2024	1:40	36.7		36.0	38.0	35.3
23/1/2024	1:45	36.3			37.3	35.3
23/1/2024	1:50	36.3	36.3		37.6	35.3
23/1/2024	1:55	36.1			37.2	34.7
23/1/2024	2:00	35.4			36.6	34.2
23/1/2024	2:05	36.4	36.3		37.7	35.1
23/1/2024	2:10	36.9		38.5	38.2	35.6
23/1/2024	2:15	38.0			39.1	36.7
23/1/2024	2:20	39.6	39.9		40.9	38.5
23/1/2024	2:25	41.6			43.0	40.4
23/1/2024	2:30	41.0			42.1	39.9
23/1/2024	2:35	39.3	39.5		40.3	38.2
23/1/2024	2:40	37.7		38.8	38.8	36.7
23/1/2024	2:45	38.3			39.3	37.3
23/1/2024	2:50	37.4	37.9		38.4	36.4
23/1/2024	2:55	38.0			39.1	37.1
23/1/2024	3:00	37.9			38.8	36.8
23/1/2024	3:05	35.0	36.1		36.0	34.0
23/1/2024	3:10	34.5		35.1	35.6	33.5
23/1/2024	3:15	34.4			35.4	33.3
23/1/2024	3:20	33.2	33.8		34.2	32.1
23/1/2024	3:25	33.8			34.9	32.7
23/1/2024	3:30	33.3			34.4	32.2
23/1/2024	3:35	33.4	33.4		34.3	32.3
23/1/2024	3:40	33.7		35.7	34.7	32.8
23/1/2024	3:45	35.9			36.9	35.0
23/1/2024	3:50	36.6	37.2		37.5	35.7
23/1/2024	3:55	38.5			39.5	37.5
23/1/2024	4:00	37.4			38.4	36.5
23/1/2024	4:05	37.2	37.0		38.3	36.3
23/1/2024	4:10	36.2		36.2	37.3	35.2
23/1/2024	4:15	35.0			36.1	33.9
23/1/2024	4:20	35.2	35.2		36.1	34.2
23/1/2024	4:25	35.3			36.4	34.2
23/1/2024	4:30	34.5			35.7	33.4
23/1/2024	4:35	34.0	34.3		35.4	32.8
23/1/2024	4:40	34.3		34.8	35.4	33.3
23/1/2024	4:45	34.5			35.8	33.3
23/1/2024	4:50	35.5	35.3		36.9	34.4
23/1/2024	4:55	35.8			37.2	34.5
23/1/2024	5:00	35.0			36.2	33.7
23/1/2024	5:05	33.7	34.2		34.7	32.4
23/1/2024	5:10	33.9		34.2	34.9	32.8
23/1/2024	5:15	34.6			35.8	33.4
23/1/2024	5:20	33.7	34.2		34.7	32.6
23/1/2024	5:25	34.2			35.4	32.9
23/1/2024	5:30	33.9			35.5	32.6
23/1/2024	5:35	34.1	33.9		35.6	32.4
23/1/2024	5:40	33.8		34.2	35.3	32.4
23/1/2024	5:45	33.8			35.2	32.4
23/1/2024	5:50	34.4	34.5		36.0	32.9
23/1/2024	5:55	35.2			36.9	33.8
23/1/2024	6:00	34.8			36.1	33.1
23/1/2024	6:05	35.6	35.6		37.2	34.1
23/1/2024	6:10	36.2		35.7	37.9	34.9
23/1/2024	6:15	35.9			37.5	34.2
23/1/2024	6:20	35.4	35.8		36.9	33.7
23/1/2024	6:25	36.1			37.6	34.5
23/1/2024	6:30	35.6			37.2	33.9
23/1/2024	6:35	35.0	35.2		36.6	33.3
23/1/2024	6:40	34.8		35.0	36.7	33.2
23/1/2024	6:45	34.7			36.3	33.1
23/1/2024	6:50	35.4	34.9		37.1	33.5
23/1/2024	6:55	34.7			36.7	32.9
23/1/2024	23:00	38.0			39.4	35.6
23/1/2024	23:05	36.1	36.9		37.7	34.5
23/1/2024	23:10	36.2		36.1	38.1	34.5
23/1/2024	23:15	35.3			37.6	33.5
23/1/2024	23:20	35.4	35.1		37.0	33.3
23/1/2024	23:25	34.8			36.6	33.4
23/1/2024	23:30	33.6			34.8	32.0
23/1/2024	23:35	33.9	34.0		35.3	32.0
23/1/2024	23:40	34.5		34.5	36.4	32.5
23/1/2024	23:45	33.1			35.0	31.5
23/1/2024	23:50	34.6	34.9		36.0	33.4
23/1/2024	23:55	36.4			36.4	34.3
		Mean	35.6	35.7		
		Maximum	39.9	38.8		
		Minimum	33.4	34.2		

Date	Start Time	Leq (5mins)	Leq (15mins)	Leq (30mins)	L10 (5mins)	L90 (5mins)
24/1/2024	0:00	35.2			37.0	33.8
24/1/2024	0:05	40.3	38.6		41.6	38.2
24/1/2024	0:10	38.8		38.3	40.8	37.4
24/1/2024	0:15	37.9			39.8	36.6
24/1/2024	0:20	37.6	38.1		39.6	35.7
24/1/2024	0:25	38.7			40.4	37.3
24/1/2024	0:30	39.2			40.4	37.9
24/1/2024	0:35	37.5	37.9		38.6	35.7
24/1/2024	0:40	36.7		36.9	37.7	35.4
24/1/2024	0:45	36.4			37.7	35.0
24/1/2024	0:50	35.0	35.5		36.0	33.4
24/1/2024	0:55	34.9			36.0	33.8
24/1/2024	1:00	33.1			34.3	31.6
24/1/2024	1:05	32.5	32.9		33.5	30.7
24/1/2024	1:10	33.0		33.1	34.6	31.3
24/1/2024	1:15	32.8			34.3	31.7
24/1/2024	1:20	33.5	33.4		35.2	32.3
24/1/2024	1:25	33.8			34.9	32.3
24/1/2024	1:30	33.2			34.2	32.0
24/1/2024	1:35	32.8	32.8		34.1	31.6
24/1/2024	1:40	32.5		34.1	33.8	31.2
24/1/2024	1:45	33.2			34.2	32.2
24/1/2024	1:50	35.2	35.0		36.4	34.0
24/1/2024	1:55	36.2			37.6	35.0
24/1/2024	2:00	35.5			36.8	34.1
24/1/2024	2:05	35.5	35.6		36.6	34.2
24/1/2024	2:10	35.8		35.6	37.0	34.8
24/1/2024	2:15	35.6			37.0	34.4
24/1/2024	2:20	35.7	35.6		36.7	34.7
24/1/2024	2:25	35.5			36.8	34.3
24/1/2024	2:30	36.0			37.1	34.9
24/1/2024	2:35	34.8	35.8		35.9	33.9
24/1/2024	2:40	36.4		37.0	37.5	35.4
24/1/2024	2:45	37.4			38.5	36.4
24/1/2024	2:50	37.0	37.9		38.0	35.9
24/1/2024	2:55	39.1			40.2	38.0
24/1/2024	3:00	33.1			34.0	32.2
24/1/2024	3:05	33.0	33.3		34.1	32.0
24/1/2024	3:10	33.8		33.0	34.7	32.7
24/1/2024	3:15	31.6			32.5	30.5
24/1/2024	3:20	32.3	32.6		33.2	31.2
24/1/2024	3:25	33.6			34.7	32.7
24/1/2024	3:30	35.4			36.5	34.5
24/1/2024	3:35	33.8	35.0		34.8	32.7
24/1/2024	3:40	35.5		37.2	36.4	34.6
24/1/2024	3:45	38.4			39.4	37.4
24/1/2024	3:50	38.0	38.7		39.1	37.1
24/1/2024	3:55	39.5			40.5	38.6
24/1/2024	4:00	36.5			37.4	35.4
24/1/2024	4:05	35.6	36.3		36.7	34.7
24/1/2024	4:10	36.8		35.7	37.8	35.9
24/1/2024	4:15	34.8			35.9	33.8
24/1/2024	4:20	35.2	35.1		36.3	34.1
24/1/2024	4:25	35.4			36.4	34.4
24/1/2024	4:30	37.6			39.0	36.6
24/1/2024	4:35	37.4	37.2		38.7	36.2
24/1/2024	4:40	36.6		36.4	37.6	35.3
24/1/2024	4:45	36.0			37.1	35.0
24/1/2024	4:50	35.1	35.3		36.2	33.8
24/1/2024	4:55	34.8			36.2	33.8
24/1/2024	5:00	32.7			33.9	31.5
24/1/2024	5:05	33.2	34.4		34.4	31.9
24/1/2024	5:10	36.4		35.8	37.4	35.4
24/1/2024	5:15	36.9			37.9	35.7
24/1/2024	5:20	36.5	36.9		37.5	35.5
24/1/2024	5:25	37.2			38.2	36.0
24/1/2024	5:30	37.1			38.7	35.7
24/1/2024	5:35	36.7	37.7		38.4	35.2
24/1/2024	5:40	39.1		37.5	40.5	37.6
24/1/2024	5:45	37.5			38.9	36.2
24/1/2024	5:50	37.5	37.2		39.0	36.0
24/1/2024	5:55	36.6			38.2	34.9
24/1/2024	6:00	35.8			37.4	34.1
24/1/2024	6:05	36.3	36.5		37.6	35.0
24/1/2024	6:10	37.3		37.4	38.6	35.6
24/1/2024	6:15	37.5			38.9	36.2
24/1/2024	6:20	38.5	38.1		39.9	37.1
24/1/2024	6:25	38.3			39.6	36.9
24/1/2024	6:30	38.4			40.1	36.8
24/1/2024	6:35	37.9	37.8		39.6	36.2
24/1/2024	6:40	37.2		37.7	38.8	35.3
24/1/2024	6:45	36.7			38.7	35.0
24/1/2024	6:50	38.0	37.5		39.6	36.2
24/1/2024	6:55	37.7			39.6	36.0
24/1/2024	23:02	36.7			38.9	34.5
24/1/2024	23:07	35.4	35.7		37.1	34.0
24/1/2024	23:12	34.9		35.5	37.1	33.2
24/1/2024	23:17	35.1			37.0	32.9
24/1/2024	23:22	34.7	35.3		36.1	32.5
24/1/2024	23:27	36.0			38.1	34.4
24/1/2024	23:32	34.9			36.8	32.8
24/1/2024	23:37	35.4	34.7		37.5	33.4
24/1/2024	23:42	33.8		35.6	35.7	32.4
24/1/2024	23:47	35.7			37.1	34.3
24/1/2024	23:52	38.2	36.3		40.4	36.6
24/1/2024	23:57	34.0			35.3	32.6
		Mean	36.0	36.0		
		Maximum	38.7	38.3		
		Minimum	32.6	33.0		

Station: LFT_M1

Date	Start Time	Leq (5mins)	Leq (15mins)	Leq (30mins)	L10 (5mins)	L90 (5mins)
25/1/2024	0:02	34.2	35.3	39.3	35.7	32.7
25/1/2024	0:07	35.1			36.4	33.8
25/1/2024	0:12	36.4			38.1	35.0
25/1/2024	0:17	39.6	41.4		41.0	37.9
25/1/2024	0:22	43.8			45.5	42.3
25/1/2024	0:27	39.1			40.3	37.8
25/1/2024	0:32	40.4	38.5	37.5	42.2	38.8
25/1/2024	0:37	37.9			39.2	36.3
25/1/2024	0:42	36.0			37.5	34.7
25/1/2024	0:47	36.6	36.4		38.0	35.4
25/1/2024	0:52	35.8			37.0	34.4
25/1/2024	0:57	36.7			38.1	35.6
25/1/2024	1:02	37.1	35.7	41.6	38.1	35.8
25/1/2024	1:07	35.2			36.6	33.9
25/1/2024	1:12	34.2			35.3	33.1
25/1/2024	1:17	37.8	44.1		39.0	36.6
25/1/2024	1:22	48.1			49.4	46.7
25/1/2024	1:27	37.9			38.9	36.7
25/1/2024	1:32	37.6	35.6	36.3	38.9	36.3
25/1/2024	1:37	35.0			36.1	33.6
25/1/2024	1:42	33.1			34.4	32.1
25/1/2024	1:47	32.7	36.8		33.9	31.7
25/1/2024	1:52	33.9			35.1	32.8
25/1/2024	1:57	40.1			41.2	39.0
25/1/2024	2:02	35.6	34.9	34.7	36.7	34.6
25/1/2024	2:07	34.5			35.6	33.6
25/1/2024	2:12	34.5			35.5	33.4
25/1/2024	2:17	34.4	34.4		35.3	33.4
25/1/2024	2:22	34.3			35.3	33.2
25/1/2024	2:27	34.6			35.6	33.5
25/1/2024	2:32	34.8	36.3	36.8	35.9	33.8
25/1/2024	2:37	36.9			37.9	35.9
25/1/2024	2:42	36.9			38.0	35.9
25/1/2024	2:47	39.4	37.3		40.3	38.3
25/1/2024	2:52	34.4			35.4	33.4
25/1/2024	2:57	36.6			37.6	35.5
25/1/2024	3:02	35.6	35.7	36.3	36.6	34.6
25/1/2024	3:07	35.2			36.3	34.1
25/1/2024	3:12	36.3			37.4	35.4
25/1/2024	3:17	35.2	36.7		36.2	34.3
25/1/2024	3:22	35.8			36.7	34.8
25/1/2024	3:27	38.5			39.5	37.5
25/1/2024	3:32	43.4	40.1	39.2	44.4	42.3
25/1/2024	3:37	37.5			38.5	36.6
25/1/2024	3:42	34.8			35.8	33.8
25/1/2024	3:47	35.8	38.1		36.9	34.7
25/1/2024	3:52	38.7			39.6	37.8
25/1/2024	3:57	39.2			40.5	37.9
25/1/2024	4:02	36.8	36.0	35.6	37.9	35.4
25/1/2024	4:07	35.7			37.0	34.6
25/1/2024	4:12	35.4			36.8	34.1
25/1/2024	4:17	34.3	35.1		35.5	33.3
25/1/2024	4:22	35.9			37.0	34.8
25/1/2024	4:27	35.0			36.2	33.7
25/1/2024	4:32	34.2	33.7	34.5	35.4	33.2
25/1/2024	4:37	33.4			34.7	32.2
25/1/2024	4:42	33.7			34.9	32.7
25/1/2024	4:47	35.5	35.2		36.6	34.2
25/1/2024	4:52	34.2			35.4	33.1
25/1/2024	4:57	35.6			37.1	34.0
25/1/2024	5:02	36.0	35.5	34.8	37.6	34.3
25/1/2024	5:07	35.9			37.6	34.3
25/1/2024	5:12	34.6			35.9	32.9
25/1/2024	5:17	33.2	34.0		34.6	31.7
25/1/2024	5:22	34.1			35.8	32.6
25/1/2024	5:27	34.7			36.1	33.2
25/1/2024	5:32	35.6	35.2	35.3	37.0	34.2
25/1/2024	5:37	35.5			37.2	33.8
25/1/2024	5:42	34.4			35.7	32.9
25/1/2024	5:47	34.0	35.4		35.3	32.4
25/1/2024	5:52	34.4			36.1	33.0
25/1/2024	5:57	37.1			38.7	35.1
25/1/2024	6:02	37.2	37.5	36.8	39.2	35.5
25/1/2024	6:07	37.7			39.3	36.1
25/1/2024	6:12	37.5			39.2	35.5
25/1/2024	6:17	36.9	35.9		38.9	35.0
25/1/2024	6:22	35.5			37.2	33.5
25/1/2024	6:27	35.1			36.9	33.2
25/1/2024	6:32	35.0	35.2	35.9	36.8	33.4
25/1/2024	6:37	33.9			35.5	32.3
25/1/2024	6:42	36.4			38.2	34.5
25/1/2024	6:47	35.6	36.4		37.3	33.7
25/1/2024	6:52	37.9			39.5	35.9
25/1/2024	6:57	35.2			37.3	33.3
		Mean	36.5	36.8		
		Maximum	44.1	41.6		
		Minimum	33.7	34.5		

Summary of Noise Monitoring Results during 23:00 - 07:00 on the next day at LFT_M1		
	Leq (15mins)	**Leq (30mins)**
Mean	36.4	36.5
Maximum	45.8	43.4
Minimum	32.6	33.0

Appendix 3-19 Baseline Noise Monitoring Data – 07:00 - 19:00 at LFT_M3A

Station: LFT_M3A

Remark: *For Free Field measurement, +3 dB(A) was added to the measured results.

Date	Start Time	Leq (5mins)	Leq (5mins)*	Leq (30mins)	L10 (5mins)	L10 (5mins)*	L90 (5mins)	L90 (5mins)*
11/1/2024	12:59	50.3	53.3		53.5	56.5	47.0	50.0
11/1/2024	13:04	52.8	55.8		55.7	58.7	50.0	53.0
11/1/2024	13:09	53.4	56.4	54.0	56.0	59.0	50.0	53.0
11/1/2024	13:14	47.0	50.0		49.8	52.8	44.3	47.3
11/1/2024	13:19	51.5	54.5		54.1	57.1	48.7	51.7
11/1/2024	13:24	47.4	50.4		50.3	53.3	44.1	47.1
11/1/2024	13:29	47.1	50.1		49.7	52.7	44.5	47.5
11/1/2024	13:34	50.1	53.1		53.2	56.2	47.1	50.1
11/1/2024	13:39	48.2	51.2	51.7	51.0	54.0	44.8	47.8
11/1/2024	13:44	48.0	51.0		50.6	53.6	44.8	47.8
11/1/2024	13:49	48.9	51.9		51.6	54.6	46.1	49.1
11/1/2024	13:54	49.6	52.6		52.3	55.3	46.5	49.5
11/1/2024	13:59	48.1	51.1		50.8	53.8	45.2	48.2
11/1/2024	14:04	48.6	51.6		52.2	55.2	44.6	47.6
11/1/2024	14:09	47.0	50.0	52.1	51.3	54.3	42.9	45.9
11/1/2024	14:14	51.1	54.1		55.3	58.3	47.2	50.2
11/1/2024	14:19	50.2	53.2		53.8	56.8	46.6	49.6
11/1/2024	14:24	48.3	51.3		52.1	55.1	44.3	47.3
11/1/2024	14:29	46.3	49.3		50.0	53.0	42.7	45.7
11/1/2024	14:34	48.8	51.8		52.7	55.7	44.6	47.6
11/1/2024	14:39	49.1	52.1	50.7	53.1	56.1	45.0	48.0
11/1/2024	14:44	47.5	50.5		51.3	54.3	43.3	46.3
11/1/2024	14:49	47.6	50.6		51.2	54.2	43.8	46.8
11/1/2024	14:54	45.9	48.9		50.1	53.1	42.1	45.1
11/1/2024	14:59	46.0	49.0		50.1	53.1	42.4	45.4
11/1/2024	15:04	47.0	50.0		51.3	54.3	43.1	46.1
11/1/2024	15:09	47.7	50.7	49.7	51.9	54.9	43.1	46.1
11/1/2024	15:14	48.3	51.3		52.8	55.8	44.3	47.3
11/1/2024	15:19	44.9	47.9		49.0	52.0	40.9	43.9
11/1/2024	15:24	45.2	48.2		49.2	52.2	40.8	43.8
11/1/2024	15:29	49.5	52.5		53.9	56.9	45.5	48.5
11/1/2024	15:34	46.9	49.9		51.5	54.5	43.0	46.0
11/1/2024	15:39	50.8	53.8	53.3	55.0	58.0	46.8	49.8
11/1/2024	15:44	47.2	50.2		51.7	54.7	42.8	45.8
11/1/2024	15:49	51.3	54.3		55.8	58.8	46.8	49.8
11/1/2024	15:54	52.9	55.9		56.9	59.9	48.9	51.9
11/1/2024	15:59	44.6	47.6		49.3	52.3	39.9	42.9
11/1/2024	16:04	44.8	47.8		49.1	52.1	40.7	43.7
11/1/2024	16:09	44.5	47.5	48.0	48.8	51.8	39.8	42.8
11/1/2024	16:14	45.1	48.1		49.1	52.1	40.8	43.8
11/1/2024	16:19	46.2	49.2		50.4	53.4	41.7	44.7
11/1/2024	16:24	44.5	47.5		49.2	52.2	40.1	43.1
11/1/2024	16:29	44.6	47.6		48.9	51.9	40.6	43.6
11/1/2024	16:34	49.2	52.2		53.3	56.3	45.2	48.2
11/1/2024	16:39	51.5	54.5	52.8	55.6	58.6	47.4	50.4
11/1/2024	16:44	44.9	47.9		49.2	52.2	40.8	43.8
11/1/2024	16:49	50.2	53.2		54.3	57.3	45.5	48.5
11/1/2024	16:54	52.8	55.8		57.2	60.2	48.6	51.6
11/1/2024	16:59	50.1	53.1		54.4	57.4	45.7	48.7
11/1/2024	17:04	48.3	51.3		52.5	55.5	43.6	46.6
11/1/2024	17:09	49.0	52.0	52.7	53.1	56.1	44.4	47.4
11/1/2024	17:14	48.9	51.9		52.9	55.9	44.3	47.3
11/1/2024	17:19	50.6	53.6		54.5	57.5	46.2	49.2
11/1/2024	17:24	50.8	53.8		55.3	58.3	46.8	49.8
11/1/2024	17:29	56.5	59.5		60.8	63.8	52.3	55.3
11/1/2024	17:34	63.4	66.4		67.5	70.5	58.9	61.9
11/1/2024	17:39	47.0	50.0	60.6	51.4	54.4	42.3	45.3
11/1/2024	17:44	57.8	60.8		61.7	64.7	53.3	56.3
11/1/2024	17:49	47.3	50.3		51.7	54.7	42.9	45.9
11/1/2024	17:54	51.1	54.1		55.8	58.8	47.2	50.2
11/1/2024	17:59	48.4	51.4		52.7	55.7	43.8	46.8
11/1/2024	18:04	50.3	53.3		54.5	57.5	45.9	48.9
11/1/2024	18:09	49.1	52.1	52.7	53.0	56.0	44.7	47.7
11/1/2024	18:14	50.9	53.9		55.6	58.6	46.4	49.4
11/1/2024	18:19	48.2	51.2		52.1	55.1	44.1	47.1
11/1/2024	18:24	50.3	53.3		54.7	57.7	45.6	48.6
11/1/2024	18:29	51.1	54.1		55.6	58.6	46.9	49.9
11/1/2024	18:34	51.1	54.1		55.7	58.7	46.4	49.4
11/1/2024	18:39	48.0	51.0	53.7	52.3	55.3	43.5	46.5
11/1/2024	18:44	47.9	50.9		51.8	54.8	43.9	46.9
11/1/2024	18:49	50.9	53.9		54.9	57.9	47.4	50.4
11/1/2024	18:54	53.0	56.0		57.1	60.1	48.8	51.8
11/1/2024	18:59	54.5	57.5		58.1	61.1	50.8	53.8
			Mean	52.7				
			Maximum	60.6				
			Minimum	48.0				

Date	Start Time	Leq (5mins)	Leq (5mins)*	Leq (30mins)	L10 (5mins)	L10 (5mins)*	L90 (5mins)	L90 (5mins)*
12/1/2024	07:04	44.6	47.6		47.0	50.0	42.8	45.8
12/1/2024	07:09	44.5	47.5		46.7	49.7	42.5	45.5
12/1/2024	07:14	46.5	49.5	50.0	48.6	51.6	44.4	47.4
12/1/2024	07:19	48.3	51.3		50.4	53.4	46.2	49.2
12/1/2024	07:24	49.0	52.0		51.5	54.5	46.5	49.5
12/1/2024	07:29	47.2	50.2		49.7	52.7	44.7	47.7
12/1/2024	07:34	48.8	51.8		51.3	54.3	46.6	49.6
12/1/2024	07:39	54.5	57.5		57.0	60.0	52.4	55.4
12/1/2024	07:44	47.2	50.2	52.3	49.7	52.7	44.9	47.9
12/1/2024	07:49	44.9	47.9		47.0	50.0	42.8	45.8
12/1/2024	07:54	44.7	47.7		46.8	49.8	42.6	45.6
12/1/2024	07:59	45.2	48.2		47.6	50.6	42.7	45.7
12/1/2024	08:04	44.6	47.6		47.3	50.3	42.4	45.4
12/1/2024	08:09	46.9	49.9		49.5	52.5	44.1	47.1
12/1/2024	08:14	48.6	51.6	50.0	51.3	54.3	46.0	49.0
12/1/2024	08:19	46.6	49.6		49.5	52.5	44.1	47.1
12/1/2024	08:24	48.2	51.2		51.3	54.3	45.5	48.5
12/1/2024	08:29	45.7	48.7		48.3	51.3	43.2	46.2
12/1/2024	08:34	44.2	47.2		46.5	49.5	41.5	44.5
12/1/2024	08:39	45.4	48.4		48.1	51.1	42.3	45.3
12/1/2024	08:44	54.9	57.9	53.0	57.8	60.8	51.8	54.8
12/1/2024	08:49	50.7	53.7		53.5	56.5	48.1	51.1
12/1/2024	08:54	47.4	50.4		49.8	52.8	44.3	47.3
12/1/2024	08:59	47.8	50.8		50.2	53.2	45.2	48.2
12/1/2024	09:04	47.8	50.8		50.5	53.5	45.2	48.2
12/1/2024	09:09	47.3	50.3		49.8	52.8	44.5	47.5
12/1/2024	09:14	46.6	49.6	50.7	49.0	52.0	44.0	47.0
12/1/2024	09:19	46.3	49.3		49.3	52.3	43.6	46.6
12/1/2024	09:24	46.5	49.5		49.0	52.0	43.7	46.7
12/1/2024	09:29	50.4	53.4		53.3	56.3	47.7	50.7
12/1/2024	09:34	49.1	52.1		51.6	54.6	46.7	49.7
12/1/2024	09:39	48.4	51.4		50.8	53.8	45.5	48.5
12/1/2024	09:44	45.6	48.6	50.1	48.6	51.6	42.5	45.5
12/1/2024	09:49	45.9	48.9		48.8	51.8	43.5	46.5
12/1/2024	09:54	45.6	48.6		48.6	51.6	43.0	46.0
12/1/2024	09:59	46.8	49.8		49.2	52.2	43.7	46.7
12/1/2024	10:04	46.7	49.7		49.8	52.8	43.9	46.9
12/1/2024	10:09	46.9	49.9		49.8	52.8	44.1	47.1
12/1/2024	10:14	46.8	49.8	49.6	50.0	53.0	43.6	46.6
12/1/2024	10:19	46.2	49.2		49.4	52.4	43.5	46.5
12/1/2024	10:24	46.1	49.1		49.4	52.4	42.9	45.9
12/1/2024	10:29	46.8	49.8		50.2	53.2	43.7	46.7
12/1/2024	10:34	45.6	48.6		49.0	52.0	42.9	45.9
12/1/2024	10:39	46.1	49.1		49.5	52.5	43.0	46.0
12/1/2024	10:44	45.2	48.2	52.2	48.8	51.8	42.2	45.2
12/1/2024	10:49	51.7	54.7		54.7	57.7	48.9	51.9
12/1/2024	10:54	52.9	55.9		55.8	58.8	49.8	52.8
12/1/2024	10:59	46.4	49.4		49.6	52.6	43.1	46.1
12/1/2024	11:04	64.2	67.2		67.1	70.1	61.1	64.1
12/1/2024	11:09	66.7	69.7		69.5	72.5	63.8	66.8
12/1/2024	11:14	60.4	63.4	64.8	63.5	66.5	57.3	60.3
12/1/2024	11:19	55.0	58.0		58.1	61.1	52.2	55.2
12/1/2024	11:24	54.0	57.0		57.0	60.0	51.0	54.0
12/1/2024	11:29	49.2	52.2		52.2	55.2	46.2	49.2
12/1/2024	11:34	51.5	54.5		54.3	57.3	48.7	51.7
12/1/2024	11:39	48.4	51.4		51.2	54.2	45.4	48.4
12/1/2024	11:44	50.3	53.3	52.5	53.1	56.1	47.5	50.5
12/1/2024	11:49	51.4	54.4		54.2	57.2	48.5	51.5
12/1/2024	11:54	45.6	48.6		48.5	51.5	42.8	45.8
12/1/2024	11:59	46.5	49.5		49.5	52.5	43.8	46.8
12/1/2024	12:04	46.2	49.2		49.5	52.5	43.0	46.0
12/1/2024	12:09	52.0	55.0		54.8	57.8	48.7	51.7
12/1/2024	12:14	45.9	48.9	54.2	48.9	51.9	43.0	46.0
12/1/2024	12:19	53.3	56.3		56.6	59.6	50.0	53.0
12/1/2024	12:24	53.3	56.3		56.1	59.1	50.1	53.1
12/1/2024	12:29	51.1	54.1		54.0	57.0	47.8	50.8
12/1/2024	12:34	47.2	50.2		50.1	53.1	44.3	47.3
12/1/2024	12:39	50.3	53.3		53.0	56.0	47.1	50.1
12/1/2024	12:44	50.7	53.7	55.5	53.7	56.7	47.8	50.8
12/1/2024	12:49	44.6	47.6		47.3	50.3	41.3	44.3
12/1/2024	12:54	51.1	54.1		54.4	57.4	47.9	50.9
12/1/2024	12:59	58.0	61.0		60.7	63.7	54.8	57.8
12/1/2024	13:04	44.9	47.9		47.7	50.7	42.3	45.3
12/1/2024	13:09	44.2	47.2		47.4	50.4	41.3	44.3
12/1/2024	13:14	47.7	50.7	63.4	51.0	54.0	44.9	47.9
12/1/2024	13:19	55.0	58.0		58.1	61.1	52.1	55.1
12/1/2024	13:24	67.2	70.2		69.9	72.9	64.5	67.5
12/1/2024	13:29	60.0	63.0		63.3	66.3	56.6	59.6
12/1/2024	13:34	48.6	51.6		51.9	54.9	45.7	48.7
12/1/2024	13:39	50.9	53.9		54.3	57.3	48.3	51.3
12/1/2024	13:44	51.5	54.5	56.6	54.1	57.1	48.1	51.1
12/1/2024	13:49	52.8	55.8		55.5	58.5	49.9	52.9
12/1/2024	13:54	59.1	62.1		62.5	65.5	56.2	59.2
12/1/2024	13:59	45.0	48.0		48.1	51.1	42.0	45.0
12/1/2024	14:04	56.1	59.1		60.0	63.0	52.5	55.5
12/1/2024	14:09	52.7	55.7		57.0	60.0	48.4	51.4
12/1/2024	14:14	50.8	53.8	54.8	54.6	57.6	46.8	49.8
12/1/2024	14:19	48.5	51.5		52.7	55.7	44.2	47.2
12/1/2024	14:24	47.7	50.7		51.8	54.8	44.1	47.1
12/1/2024	14:29	47.9	50.9		51.9	54.9	43.6	46.6
12/1/2024	14:34	43.6	46.6		47.7	50.7	39.6	42.6
12/1/2024	14:39	47.0	50.0		51.2	54.2	42.7	45.7
12/1/2024	14:44	45.4	48.4	48.1	49.5	52.5	41.3	44.3
12/1/2024	14:49	44.0	47.0		48.3	51.3	39.9	42.9
12/1/2024	14:54	44.6	47.6		48.6	51.6	40.5	43.5
12/1/2024	14:59	44.8	47.8		48.9	51.9	40.7	43.7
12/1/2024	15:04	46.3	49.3		51.0	54.0	42.4	45.4
12/1/2024	15:09	49.6	52.6		53.9	56.9	45.4	48.4
12/1/2024	15:14	47.3	50.3	51.7	51.8	54.8	43.0	46.0
12/1/2024	15:19	46.0	49.0		50.3	53.3	42.1	45.1
12/1/2024	15:24	50.4	53.4		54.5	57.5	45.8	48.8
12/1/2024	15:29	50.2	53.2		54.2	57.2	45.6	48.6
12/1/2024	15:34	49.7	52.7		54.2	57.2	45.6	48.6
12/1/2024	15:39	52.2	55.2		56.6	59.6	47.9	50.9
12/1/2024	15:44	51.9	54.9	54.7	55.9	58.9	47.3	50.3
12/1/2024	15:49	51.7	54.7		55.6	58.6	47.0	50.0
12/1/2024	15:54	51.7	54.7		56.0	59.0	47.7	50.7
12/1/2024	15:59	52.6	55.6		56.6	59.6	48.3	51.3
12/1/2024	16:04	48.2	51.2		52.3	55.3	43.9	46.9
12/1/2024	16:09	47.6	50.6		52.2	55.2	43.1	46.1
12/1/2024	16:14	44.9	47.9	50.0	49.1	52.1	40.2	43.2
12/1/2024	16:19	47.3	50.3		51.3	54.3	43.3	46.3
12/1/2024	16:24	46.8	49.8		50.7	53.7	42.7	45.7
12/1/2024	16:29	46.7	49.7		50.7	53.7	42.4	45.4
12/1/2024	16:34	45.9	48.9		50.2	53.2	41.8	44.8
12/1/2024	16:39	43.7	46.7		47.7	50.7	39.1	42.1
12/1/2024	16:44	44.4	47.4	49.4	48.9	51.9	40.4	43.4
12/1/2024	16:49	47.6	50.6		52.2	55.2	43.4	46.4
12/1/2024	16:54	48.8	51.8		53.1	56.1	44.5	47.5
12/1/2024	16:59	45.6	48.6		50.3	53.3	41.7	44.7
12/1/2024	17:04	45.5	48.5		49.9	52.9	41.5	44.5
12/1/2024	17:09	46.5	49.5		50.4	53.4	42.0	45.0
12/1/2024	17:14	45.7	48.7	49.1	49.6	52.6	41.3	44.3
12/1/2024	17:19	46.6	49.6		51.2	54.2	42.0	45.0
12/1/2024	17:24	46.8	49.8		51.0	54.0	42.8	45.8
12/1/2024	17:29	45.5	48.5		49.9	52.9	41.2	44.2
12/1/2024	17:34	44.5	47.5		48.4	51.4	40.2	43.2
12/1/2024	17:39	44.4	47.4		48.9	51.9	39.8	42.8
12/1/2024	17:44	53.9	56.9	52.1	58.2	61.2	50.0	53.0
12/1/2024	17:49	47.4	50.4		51.3	54.3	43.5	46.5
12/1/2024	17:54	47.7	50.7		51.8	54.8	43.2	46.2
12/1/2024	17:59	48.2	51.2		52.7	55.7	43.6	46.6
12/1/2024	18:04	48.3	51.3		52.8	55.8	44.0	47.0
12/1/2024	18:09	48.4	51.4		52.9	55.9	44.1	47.1
12/1/2024	18:14	48.7	51.7	51.7	53.0	56.0	44.6	47.6
12/1/2024	18:19	49.9	52.9		54.4	57.4	45.4	48.4
12/1/2024	18:24	48.5	51.5		52.9	55.9	44.0	47.0
12/1/2024	18:29	48.4	51.4		53.1	56.1	44.0	47.0
12/1/2024	18:34	48.8	51.8		53.1	56.1	44.5	47.5
12/1/2024	18:39	48.7	51.7		52.8	55.8	44.1	47.1
12/1/2024	18:44	48.8	51.8	51.8	53.4	56.4	44.1	47.1
12/1/2024	18:49	48.5	51.5		52.6	55.6	44.5	47.5
12/1/2024	18:54	48.9	51.9		52.8	55.8	45.2	48.2
12/1/2024	18:59	48.9	51.9		53.0	56.0	45.2	48.2
			Mean	52.8				
			Maximum	64.8				
			Minimum	48.1				

Station: LFT_M3A

Remark: *For Free Field measurement, +3 dB(A) was added to the measured results.

Date	Start Time	Leq (5mins)	Leq (5mins)*	Leq (30mins)	L10 (5mins)	L10 (5mins)*	L90 (5mins)	L90 (5mins)*
13/1/2024	07:04	50.2	53.2		52.5	55.5	48.3	51.3
13/1/2024	07:09	53.2	56.2		55.4	58.4	51.3	54.3
13/1/2024	07:14	49.6	52.6	52.6	52.0	55.0	47.8	50.8
13/1/2024	07:19	46.8	49.8		49.5	52.5	44.1	47.1
13/1/2024	07:24	47.7	50.7		50.1	53.1	45.0	48.0
13/1/2024	07:29	45.8	48.8		48.2	51.2	43.5	46.5
13/1/2024	07:34	46.6	49.6		49.3	52.3	44.0	47.0
13/1/2024	07:39	46.3	49.3		48.6	51.6	43.7	46.7
13/1/2024	07:44	47.3	50.3	51.8	49.9	52.9	45.1	48.1
13/1/2024	07:49	46.9	49.9		49.0	52.0	44.7	47.7
13/1/2024	07:54	51.0	54.0		53.2	56.2	48.8	51.8
13/1/2024	07:59	51.3	54.3		53.6	56.6	49.2	52.2
13/1/2024	08:04	47.1	50.1		49.6	52.6	44.9	47.9
13/1/2024	08:09	47.5	50.5		50.6	53.6	44.4	47.4
13/1/2024	08:14	44.6	47.6	50.3	47.2	50.2	41.5	44.5
13/1/2024	08:19	45.9	48.9		48.8	51.8	43.5	46.5
13/1/2024	08:24	50.6	53.6		53.5	56.5	48.0	51.0
13/1/2024	08:29	45.4	48.4		48.1	51.1	42.4	45.4
13/1/2024	08:34	52.6	55.6		54.9	57.9	49.9	52.9
13/1/2024	08:39	50.0	53.0		52.9	55.9	47.0	50.0
13/1/2024	08:44	49.6	52.6		52.5	55.5	47.1	50.1
13/1/2024	08:49	46.4	49.4		49.5	52.5	43.6	46.6
13/1/2024	08:54	45.0	48.0		48.0	51.0	41.9	44.9
13/1/2024	09:04	58.3	61.3		61.9	64.9	55.3	58.3
13/1/2024	09:09	58.8	61.8		60.8	63.8	55.8	58.8
13/1/2024	09:14	55.8	58.8	58.1	58.4	61.4	53.3	56.3
13/1/2024	09:19	48.3	51.3		50.9	53.9	44.7	47.7
13/1/2024	09:24	43.5	46.5		45.3	48.3	40.5	43.5
13/1/2024	09:29	44.4	47.4		47.4	50.4	41.4	44.4
13/1/2024	09:34	43.9	46.9		45.7	48.7	40.4	43.4
13/1/2024	09:39	43.2	46.2		45.9	48.9	40.2	43.2
13/1/2024	09:44	43.5	46.5	46.7	46.4	49.4	40.4	43.4
13/1/2024	09:49	43.6	46.6		45.9	48.9	40.3	43.3
13/1/2024	09:54	43.7	46.7		46.1	49.1	40.5	43.5
13/1/2024	09:59	44.3	47.3		47.8	50.8	40.8	43.8
13/1/2024	10:04	45.2	48.2		48.0	51.0	41.8	44.8
13/1/2024	10:09	47.9	50.9		51.6	54.6	44.3	47.3
13/1/2024	10:14	45.2	48.2	49.5	48.1	51.1	41.7	44.7
13/1/2024	10:19	45.6	48.6		48.2	51.2	42.5	45.5
13/1/2024	10:24	46.5	49.5		48.8	51.8	43.7	46.7
13/1/2024	10:29	47.7	50.7		51.2	54.2	44.9	47.9
13/1/2024	10:34	59.0	62.0		61.8	64.8	56.0	59.0
13/1/2024	10:39	62.3	65.3		65.2	68.2	59.2	62.2
13/1/2024	10:44	55.0	58.0	61.6	59.0	62.0	52.1	55.1
13/1/2024	10:49	58.7	61.7		60.7	63.7	55.6	58.6
13/1/2024	10:54	55.4	58.4		58.7	61.7	52.4	55.4
13/1/2024	10:59	56.6	59.6		59.8	62.8	53.7	56.7
13/1/2024	11:04	59.0	62.0		62.6	65.6	56.2	59.2
13/1/2024	11:09	60.0	63.0		62.6	65.6	57.2	60.2
13/1/2024	11:14	54.8	57.8	60.0	58.8	61.8	52.0	55.0
13/1/2024	11:19	46.7	49.7		48.8	51.8	43.8	46.8
13/1/2024	11:24	58.5	61.5		62.4	65.4	55.8	58.8
13/1/2024	11:29	51.8	54.8		54.7	57.7	48.7	51.7
13/1/2024	11:34	45.1	48.1		49.2	52.2	42.3	45.3
13/1/2024	11:39	44.3	47.3		47.4	50.4	41.1	44.1
13/1/2024	11:44	46.5	49.5	48.9	50.3	53.3	43.3	46.3
13/1/2024	11:49	49.1	52.1		51.8	54.8	46.4	49.4
13/1/2024	11:54	44.4	47.4		47.0	50.0	41.6	44.6
13/1/2024	11:59	43.5	46.5		46.3	49.3	40.8	43.8
13/1/2024	12:04	44.6	47.6		48.2	51.2	41.3	44.3
13/1/2024	12:09	45.7	48.7		47.6	50.6	42.5	45.5
13/1/2024	12:14	44.5	47.5	48.0	47.3	50.3	41.5	44.5
13/1/2024	12:19	43.8	46.8		46.4	49.4	41.1	44.1
13/1/2024	12:24	44.3	47.3		47.3	50.3	41.1	44.1
13/1/2024	12:29	46.3	49.3		48.6	51.6	43.6	46.6
13/1/2024	12:34	47.4	50.4		49.8	52.8	44.0	47.0
13/1/2024	12:39	46.0	49.0		48.9	51.9	42.8	45.8
13/1/2024	12:44	44.1	47.1	49.5	48.0	51.0	40.7	43.7
13/1/2024	12:49	47.5	50.5		49.7	52.7	44.4	47.4
13/1/2024	12:54	44.7	47.7		47.2	50.2	41.4	44.4
13/1/2024	12:59	47.8	50.8		49.7	52.7	44.7	47.7
13/1/2024	13:04	43.5	46.5		45.6	48.6	40.3	43.3
13/1/2024	13:09	50.8	53.8		54.5	57.5	48.0	51.0
13/1/2024	13:14	52.7	55.7	54.8	56.1	59.1	49.5	52.5
13/1/2024	13:19	52.9	55.9		56.1	59.1	48.7	51.7
13/1/2024	13:24	53.0	56.0		56.6	59.6	49.1	52.1
13/1/2024	13:29	52.6	55.6		56.5	59.5	48.9	51.9
13/1/2024	13:34	52.7	55.7		56.6	59.6	48.5	51.5
13/1/2024	13:39	52.5	55.5		54.9	57.9	48.8	51.8
13/1/2024	13:44	52.6	55.6	54.9	56.3	59.3	48.3	51.3
13/1/2024	13:49	52.2	55.2		56.2	59.2	48.1	51.1
13/1/2024	13:54	51.5	54.5		53.9	56.9	47.6	50.6
13/1/2024	13:59	48.1	51.1		51.1	54.1	44.4	47.4
13/1/2024	14:04	45.7	48.7		47.8	50.8	42.0	45.0
13/1/2024	14:09	44.4	47.4		46.5	49.5	40.1	43.1
13/1/2024	14:14	44.7	47.7	47.9	48.9	51.9	41.1	44.1
13/1/2024	14:19	44.5	47.5		47.9	50.9	40.1	43.1
13/1/2024	14:24	44.8	47.8		48.0	51.0	40.3	43.3
13/1/2024	14:29	45.1	48.1		47.8	50.8	41.2	44.2
13/1/2024	14:34	45.3	48.3		48.8	51.8	41.4	44.4
13/1/2024	14:39	45.2	48.2		49.1	52.1	40.8	43.8
13/1/2024	14:44	45.3	48.3	48.4	49.2	52.2	41.3	44.3
13/1/2024	14:49	45.2	48.2		47.8	50.8	41.2	44.2
13/1/2024	14:54	45.4	48.4		47.9	50.9	41.1	44.1
13/1/2024	14:59	46.2	49.2		50.0	53.0	42.0	45.0
13/1/2024	15:04	50.4	53.4		53.2	56.2	46.2	49.2
13/1/2024	15:09	55.6	58.6		59.0	62.0	51.7	54.7
13/1/2024	15:14	56.4	59.4	55.9	58.7	61.7	52.4	55.4
13/1/2024	15:19	52.5	55.5		55.7	58.7	48.0	51.0
13/1/2024	15:24	46.0	49.0		49.4	52.4	41.5	44.5
13/1/2024	15:29	46.1	49.1		48.6	51.6	41.5	44.5
13/1/2024	15:34	46.7	49.7		49.6	52.6	42.4	45.4
13/1/2024	15:39	46.2	49.2		50.6	53.6	42.2	45.2
13/1/2024	15:44	46.5	49.5	49.4	48.9	51.9	42.0	45.0
13/1/2024	15:49	46.5	49.5		48.9	51.9	42.3	45.3
13/1/2024	15:54	46.2	49.2		49.7	52.7	42.3	45.3
13/1/2024	15:59	46.2	49.2		49.4	52.4	41.7	44.7
13/1/2024	16:04	46.1	49.1		48.8	51.8	42.1	45.1
13/1/2024	16:09	46.3	49.3		49.3	52.3	41.8	44.8
13/1/2024	16:14	46.8	49.8	50.9	51.4	54.4	42.8	45.8
13/1/2024	16:19	46.4	49.4		49.6	52.6	42.4	45.4
13/1/2024	16:24	47.2	50.2		50.7	53.7	43.1	46.1
13/1/2024	16:29	51.5	54.5		53.9	56.9	47.1	50.1
13/1/2024	16:34	55.1	58.1		57.6	60.6	50.8	53.8
13/1/2024	16:39	49.6	52.6		53.1	56.1	45.1	48.1
13/1/2024	16:44	55.1	58.1	55.1	59.6	62.6	50.5	53.5
13/1/2024	16:49	46.0	49.0		49.7	52.7	41.7	44.7
13/1/2024	16:54	51.8	54.8		54.9	57.9	47.3	50.3
13/1/2024	16:59	45.4	48.4		48.5	51.5	41.4	44.4
13/1/2024	17:04	44.9	47.9		49.8	52.8	40.7	43.7
13/1/2024	17:09	45.1	48.1		49.4	52.4	40.8	43.8
13/1/2024	17:14	45.2	48.2	48.2	49.4	52.4	41.2	44.2
13/1/2024	17:19	45.3	48.3		50.0	53.0	41.2	44.2
13/1/2024	17:24	45.9	48.9		48.6	51.6	41.2	44.2
13/1/2024	17:29	44.8	47.8		47.7	50.7	40.8	43.8
13/1/2024	17:34	44.8	47.8		47.8	50.8	40.7	43.7
13/1/2024	17:39	44.8	47.8		49.1	52.1	40.5	43.5
13/1/2024	17:44	45.0	48.0	49.3	48.5	51.5	41.0	44.0
13/1/2024	17:49	45.0	48.0		49.2	52.2	40.3	43.3
13/1/2024	17:54	45.0	48.0		48.1	51.1	41.1	44.1
13/1/2024	17:59	50.1	53.1		54.0	57.0	45.6	48.6
13/1/2024	18:04	51.7	54.7		54.4	57.4	47.4	50.4
13/1/2024	18:09	51.8	54.8		56.5	59.5	47.5	50.5
13/1/2024	18:14	52.3	55.3	54.9	55.1	58.1	48.7	51.7
13/1/2024	18:19	52.0	55.0		56.1	59.1	47.9	50.9
13/1/2024	18:24	51.7	54.7		56.8	59.8	48.2	51.2
13/1/2024	18:29	52.0	55.0		55.2	58.2	47.8	50.8
13/1/2024	18:34	51.7	54.7		54.8	57.8	47.5	50.5
13/1/2024	18:39	50.6	53.6		53.3	56.3	46.7	49.7
13/1/2024	18:44	44.5	47.5	51.6	48.1	51.1	41.0	44.0
13/1/2024	18:49	45.1	48.1		47.8	50.8	41.0	44.0
13/1/2024	18:54	46.4	49.4		49.5	52.5	42.7	45.7
13/1/2024	18:59	48.5	51.5		51.4	54.4	44.9	47.9
			Mean	52.1				
			Maximum	61.6				
			Minimum	46.7				

Date	Start Time	Leq (5mins)	Leq (5mins)*	Leq (30mins)	L10 (5mins)	L10 (5mins)*	L90 (5mins)	L90 (5mins)*
14/1/2024	07:04	43.3	46.3		46.4	49.4	41.0	44.0
14/1/2024	07:09	43.5	46.5		46.3	49.3	41.2	44.2
14/1/2024	07:14	44.5	47.5	47.0	48.2	51.2	42.2	45.2
14/1/2024	07:19	45.2	48.2		47.9	50.9	42.6	45.6
14/1/2024	07:24	43.7	46.7		46.0	49.0	41.2	44.2
14/1/2024	07:29	43.7	46.7		47.5	50.5	40.9	43.9
14/1/2024	07:34	45.1	48.1		48.8	51.8	42.6	45.6
14/1/2024	07:39	45.4	48.4		48.9	51.9	42.7	45.7
14/1/2024	07:44	45.9	48.9	48.8	49.7	52.7	43.3	46.3
14/1/2024	07:49	46.2	49.2		48.8	51.8	43.4	46.4
14/1/2024	07:54	46.6	49.6		50.3	53.3	43.7	46.7
14/1/2024	07:59	45.7	48.7		48.7	51.7	42.7	45.7
14/1/2024	08:04	45.3	48.3		48.7	51.7	43.0	46.0
14/1/2024	08:09	45.2	48.2		48.6	51.6	42.4	45.4
14/1/2024	08:14	45.7	48.7	49.3	48.4	51.4	43.0	46.0
14/1/2024	08:19	46.0	49.0		49.1	52.1	43.0	46.0
14/1/2024	08:24	46.4	49.4		50.1	53.1	43.4	46.4
14/1/2024	08:29	48.4	51.4		51.6	54.6	45.4	48.4
14/1/2024	08:34	48.1	51.1		52.6	55.6	45.4	48.4
14/1/2024	08:39	45.5	48.5		50.0	53.0	42.9	45.9
14/1/2024	08:44	45.4	48.4	49.3	50.1	53.1	42.9	45.9
14/1/2024	08:49	46.9	49.9		51.6	54.6	44.2	47.2
14/1/2024	08:54	44.5	47.5		47.9	50.9	41.4	44.4
14/1/2024	08:59	46.3	49.3		49.7	52.7	43.6	46.6
14/1/2024	09:04	51.0	54.0		53.8	56.8	48.3	51.3
14/1/2024	09:09	51.4	54.4		55.7	58.7	48.8	51.8
14/1/2024	09:14	51.4	54.4	54.6	55.3	58.3	48.3	51.3
14/1/2024	09:19	51.9	54.9		56.5	59.5	48.9	51.9
14/1/2024	09:24	51.9	54.9		55.9	58.9	48.4	51.4
14/1/2024	09:29	51.8	54.8		55.7	58.7	49.1	52.1
14/1/2024	09:34	51.8	54.8		55.2	58.2	48.8	51.8
14/1/2024	09:39	51.8	54.8		55.1	58.1	48.7	51.7
14/1/2024	09:44	51.9	54.9	54.6	56.4	59.4	48.7	51.7
14/1/2024	09:49	51.5	54.5		55.4	58.4	48.1	51.1
14/1/2024	09:54	51.4	54.4		55.8	58.8	48.4	51.4
14/1/2024	09:59	51.4	54.4		54.0	57.0	48.5	51.5
14/1/2024	10:04	51.6	54.6		55.9	58.9	48.0	51.0
14/1/2024	10:09	51.5	54.5		55.5	58.5	48.3	51.3
14/1/2024	10:14	51.5	54.5	54.6	55.6	58.6	48.2	51.2
14/1/2024	10:19	51.3	54.3		55.2	58.2	48.3	51.3
14/1/2024	10:24	51.8	54.8		54.9	57.9	48.8	51.8
14/1/2024	10:29	51.7	54.7		55.6	58.6	48.8	51.8
14/1/2024	10:34	51.3	54.3		55.5	58.5	48.6	51.6
14/1/2024	10:39	50.2	53.2	52.1	54.8	57.8	47.5	50.5
14/1/2024	10:44	46.5	49.5		51.4	54.4	43.8	46.8
14/1/2024	10:49	48.3	51.3		51.2	54.2	45.3	48.3
14/1/2024	10:54	49.2	52.2		53.2	56.2	46.1	49.1
14/1/2024	10:59	47.6	50.6		51.6	54.6	44.9	47.9
14/1/2024	11:04	46.0	49.0		50.3	53.3	43.2	46.2
14/1/2024	11:09	46.4	49.4		50.8	53.8	43.5	46.5
14/1/2024	11:14	46.1	49.1	49.2	49.9	52.9	43.1	46.1
14/1/2024	11:19	46.1	49.1		50.9	53.9	43.1	46.1
14/1/2024	11:24	46.4	49.4		50.7	53.7	43.7	46.7
14/1/2024	11:29	46.0	49.0		49.7	52.7	42.7	45.7
14/1/2024	11:34	53.7	56.7		58.2	61.2	50.4	53.4
14/1/2024	11:39	46.7	49.7		49.8	52.8	43.9	46.9
14/1/2024	11:44	46.6	49.6	52.1	49.8	52.8	43.3	46.3
14/1/2024	11:49	48.6	51.6		52.9	55.9	45.7	48.7
14/1/2024	11:54	46.8	49.8		51.5	54.5	43.7	46.7
14/1/2024	11:59	46.4	49.4		50.5	53.5	43.7	46.7
14/1/2024	12:04	46.6	49.6		51.4	54.4	43.7	46.7
14/1/2024	12:09	45.6	48.6		49.5	52.5	42.5	45.5
14/1/2024	12:14	49.2	52.2	50.1	54.1	57.1	46.3	49.3
14/1/2024	12:19	46.8	49.8		51.3	54.3	43.9	46.9
14/1/2024	12:24	46.5	49.5		49.5	52.5	43.1	46.1
14/1/2024	12:29	46.8	49.8		50.8	53.8	44.1	47.1
14/1/2024	12:34	47.1	50.1		50.1	53.1	44.0	47.0
14/1/2024	12:39	47.3	50.3		51.4	54.4	44.4	47.4
14/1/2024	12:44	50.7	53.7	51.0	55.4	58.4	47.3	50.3
14/1/2024	12:49	47.1	50.1		50.8	53.8	44.5	47.5
14/1/2024	12:54	47.8	50.8		51.7	54.7	45.0	48.0
14/1/2024	12:59	46.6	49.6		51.3	54.3	43.5	46.5
14/1/2024	13:04	47.0	50.0		50.7	53.7	43.7	46.7
14/1/2024	13:09	46.6	49.6		50.5	53.5	43.9	46.9
14/1/2024	13:14	50.4	53.4	52.7	54.9	57.9	47.8	50.8
14/1/2024	13:19	47.5	50.5		52.1	55.1	43.9	46.9
14/1/2024	13:24	54.1	57.1		59.2	62.2	50.1	53.1
14/1/2024	13:29	45.8	48.8		48.8	51.8	41.7	44.7
14/1/2024	13:34	46.0	49.0		49.5	52.5	42.0	45.0
14/1/2024	13:39	45.7	48.7		48.7	51.7	42.1	45.1
14/1/2024	13:44	46.2	49.2	48.9	49.9	52.9	42.2	45.2
14/1/2024	13:49	45.9	48.9		48.9	51.9	42.0	45.0
14/1/2024	13:54	46.0	49.0		49.6	52.6	42.1	45.1
14/1/2024	13:59	45.5	48.5		50.1	53.1	41.8	44.8
14/1/2024	14:04	46.4	49.4		50.1	53.1	42.3	45.3
14/1/2024	14:09	44.8	47.8		48.7	51.7	40.7	43.7
14/1/2024	14:14	44.9	47.9	48.1	48.4	51.4	40.8	43.8
14/1/2024	14:19	44.9	47.9		49.0	52.0	40.7	43.7
14/1/2024	14:24	44.8	47.8		48.2	51.2	40.1	43.1
14/1/2024	14:29	44.8	47.8		49.7	52.7	40.6	43.6
14/1/2024	14:34	44.9	47.9		49.7	52.7	41.0	44.0
14/1/2024	14:39	45.0	48.0		48.3	51.3	40.9	43.9
14/1/2024	14:44	45.0	48.0	48.2	49.3	52.3	41.0	44.0
14/1/2024	14:49	45.1	48.1		50.0	53.0	40.9	43.9
14/1/2024	14:54	45.0	48.0		49.6	52.6	40.3	43.3
14/1/2024	14:59	46.0	49.0		49.2	52.2	41.5	44.5
14/1/2024	15:04	45.9	48.9		51.1	54.1	41.2	44.2
14/1/2024	15:09	48.3	51.3		52.1	55.1	43.9	46.9
14/1/2024	15:14	48.3	51.3	50.9	52.0	55.0	43.8	46.8
14/1/2024	15:19	48.4	51.4		52.6	55.6	43.7	46.7
14/1/2024	15:24	47.9	50.9		52.9	55.9	43.5	46.5
14/1/2024	15:29	48.2	51.2		52.7	55.7	44.2	47.2
14/1/2024	15:34	48.5	51.5		52.5	55.5	44.4	47.4
14/1/2024	15:39	48.3	51.3		53.3	56.3	44.3	47.3
14/1/2024	15:44	48.4	51.4	51.3	52.1	55.1	44.4	47.4
14/1/2024	15:49	48.3	51.3		53.9	56.9	44.0	47.0
14/1/2024	15:54	47.9	50.9		52.2	55.2	43.7	46.7
14/1/2024	15:59	48.3	51.3		51.7	54.7	44.2	47.2
14/1/2024	16:04	48.3	51.3		52.9	55.9	44.0	47.0
14/1/2024	16:09	48.3	51.3		51.6	54.6	43.7	46.7
14/1/2024	16:14	48.0	51.0	50.6	51.2	54.2	44.1	47.1
14/1/2024	16:19	47.2	50.2		50.6	53.6	43.2	46.2
14/1/2024	16:24	46.6	49.6		52.0	55.0	42.7	45.7
14/1/2024	16:29	46.9	49.9		52.1	55.1	42.9	45.9
14/1/2024	16:34	47.5	50.5		51.8	54.8	42.8	45.8
14/1/2024	16:39	47.3	50.3		51.0	54.0	42.8	45.8
14/1/2024	16:44	47.1	50.1	50.0	51.0	54.0	42.5	45.5
14/1/2024	16:49	46.7	49.7		52.3	55.3	42.7	45.7
14/1/2024	16:54	46.4	49.4		50.7	53.7	42.4	45.4
14/1/2024	16:59	47.0	50.0		52.7	55.7	42.9	45.9
14/1/2024	17:04	47.5	50.5		52.6	55.6	42.8	45.8
14/1/2024	17:09	46.7	49.7		52.1	55.1	42.5	45.5
14/1/2024	17:14	46.6	49.6	50.4	51.8	54.8	42.5	45.5
14/1/2024	17:19	46.6	49.6		51.6	54.6	42.3	45.3
14/1/2024	17:24	47.2	50.2		51.2	54.2	42.5	45.5
14/1/2024	17:29	49.2	52.2		53.7	56.7	45.1	48.1
14/1/2024	17:34	50.1	53.1		53.7	56.7	45.7	48.7
14/1/2024	17:39	49.2	52.2		54.6	57.6	44.5	47.5
14/1/2024	17:44	47.9	50.9	51.5	53.6	56.6	43.3	46.3
14/1/2024	17:49	48.7	51.7		54.3	57.3	44.0	47.0
14/1/2024	17:54	47.3	50.3		52.8	55.8	43.4	46.4
14/1/2024	17:59	47.1	50.1		51.8	54.8	43.2	46.2
14/1/2024	18:04	47.9	50.9		53.3	56.3	43.6	46.6
14/1/2024	18:09	47.0	50.0		50.8	53.8	43.5	46.5
14/1/2024	18:14	46.6	49.6	52.0	51.9	54.9	42.9	45.9
14/1/2024	18:19	51.0	54.0		56.5	59.5	47.2	50.2
14/1/2024	18:24	50.1	53.1		54.4	57.4	46.1	49.1
14/1/2024	18:29	49.7	52.7		54.6	57.6	45.4	48.4
14/1/2024	18:34	50.9	53.9		56.1	59.1	46.7	49.7
14/1/2024	18:39	50.1	53.1		54.7	57.7	46.4	49.4
14/1/2024	18:44	50.5	53.5	53.8	54.7	57.7	47.0	50.0
14/1/2024	18:49	51.5	54.5		56.9	59.9	47.2	50.2
14/1/2024	18:54	50.6	53.6		56.5	59.5	47.0	50.0
14

Station: LFT_M3A

Remark: *For Free Field measurement, +3 dB(A) was added to the measured results.

Date	Start Time	Leq (5mins)	Leq (5mins)*	Leq (30mins)	L10 (5mins)	L10 (5mins)*	L90 (5mins)	L90 (5mins)*
15/1/2024	07:04	46.6	49.6		50.9	53.9	43.9	46.9
15/1/2024	07:09	46.3	49.3		51.0	54.0	43.6	46.6
15/1/2024	07:14	45.9	48.9	49.2	50.4	53.4	43.8	46.8
15/1/2024	07:19	46.0	49.0		50.4	53.4	43.9	46.9
15/1/2024	07:24	46.2	49.2		50.9	53.9	43.2	46.2
15/1/2024	07:29	46.2	49.2		50.2	53.2	43.4	46.4
15/1/2024	07:34	46.3	49.3		51.1	54.1	43.4	46.4
15/1/2024	07:39	47.5	50.5		51.3	54.3	45.0	48.0
15/1/2024	07:44	46.5	49.5	49.8	51.0	54.0	43.7	46.7
15/1/2024	07:49	46.2	49.2		50.8	53.8	43.1	46.1
15/1/2024	07:54	46.0	49.0		49.4	52.4	42.9	45.9
15/1/2024	07:59	47.8	50.8		52.1	55.1	45.3	48.3
15/1/2024	08:04	46.0	49.0		49.9	52.9	43.0	46.0
15/1/2024	08:09	46.4	49.4		51.5	54.5	43.4	46.4
15/1/2024	08:14	47.8	50.8	49.9	51.3	54.3	45.3	48.3
15/1/2024	08:19	47.8	50.8		51.9	54.9	45.4	48.4
15/1/2024	08:24	46.4	49.4		50.0	53.0	43.8	46.8
15/1/2024	08:29	46.9	49.9		51.8	54.8	44.4	47.4
15/1/2024	08:34	55.0	58.0		59.8	62.8	52.6	55.6
15/1/2024	08:39	53.1	56.1		58.2	61.2	50.2	53.2
15/1/2024	08:44	54.2	57.2	54.9	59.4	62.4	51.9	54.9
15/1/2024	08:49	46.6	49.6		50.4	53.4	43.5	46.5
15/1/2024	08:54	47.9	50.9		53.1	56.1	45.0	48.0
15/1/2024	08:59	45.4	48.4		50.0	53.0	42.6	45.6
15/1/2024	09:04	46.0	49.0		50.8	53.8	42.9	45.9
15/1/2024	09:09	45.2	48.2		49.8	52.8	42.1	45.1
15/1/2024	09:14	45.5	48.5	48.9	51.2	54.2	43.0	46.0
15/1/2024	09:19	45.5	48.5		50.3	53.3	42.4	45.4
15/1/2024	09:24	45.6	48.6		49.3	52.3	42.5	45.5
15/1/2024	09:29	47.1	50.1		51.5	54.5	43.5	46.5
15/1/2024	09:34	46.9	49.9		52.0	55.0	43.8	46.8
15/1/2024	09:39	48.4	51.4		52.7	55.7	45.5	48.5
15/1/2024	09:44	44.5	47.5	48.9	49.6	52.6	41.2	44.2
15/1/2024	09:49	44.2	47.2		49.8	52.8	40.9	43.9
15/1/2024	09:54	44.7	47.7		48.3	51.3	41.2	44.2
15/1/2024	09:59	44.7	47.7		49.6	52.6	41.1	44.1
15/1/2024	10:04	46.3	49.3		50.2	53.2	43.6	46.6
15/1/2024	10:09	46.1	49.1		50.2	53.2	42.9	45.9
15/1/2024	10:14	48.4	51.4	49.7	52.7	55.7	45.6	48.6
15/1/2024	10:19	46.0	49.0		51.8	54.8	43.2	46.2
15/1/2024	10:24	45.1	48.1		49.5	52.5	42.1	45.1
15/1/2024	10:29	47.3	50.3		52.3	55.3	44.5	47.5
15/1/2024	10:34	45.1	48.1		50.2	53.2	42.0	45.0
15/1/2024	10:39	45.2	48.2		50.6	53.6	42.3	45.3
15/1/2024	10:44	45.3	48.3	48.4	49.2	52.2	42.5	45.5
15/1/2024	10:49	45.6	48.6		50.9	53.9	42.5	45.5
15/1/2024	10:54	45.5	48.5		49.6	52.6	42.6	45.6
15/1/2024	10:59	45.9	48.9		50.8	53.8	42.8	45.8
15/1/2024	11:04	45.7	48.7		50.9	53.9	42.8	45.8
15/1/2024	11:09	48.4	51.4		52.5	55.5	45.5	48.5
15/1/2024	11:14	45.8	48.8	49.4	51.8	54.8	42.7	45.7
15/1/2024	11:19	46.0	49.0		50.8	53.8	43.3	46.3
15/1/2024	11:24	46.3	49.3		51.4	54.4	43.0	46.0
15/1/2024	11:29	45.5	48.5		50.5	53.5	42.8	45.8
15/1/2024	11:34	46.2	49.2		52.3	55.3	43.0	46.0
15/1/2024	11:39	45.5	48.5		50.3	53.3	42.4	45.4
15/1/2024	11:44	47.3	50.3	49.2	51.3	54.3	44.5	47.5
15/1/2024	11:49	46.2	49.2		52.2	55.2	43.4	46.4
15/1/2024	11:54	46.0	49.0		51.8	54.8	43.1	46.1
15/1/2024	11:59	45.7	48.7		50.0	53.0	42.7	45.7
15/1/2024	12:04	46.2	49.2		50.8	53.8	43.1	46.1
15/1/2024	12:09	46.0	49.0		50.0	53.0	43.2	46.2
15/1/2024	12:14	45.3	48.3	48.8	49.3	52.3	42.1	45.1
15/1/2024	12:19	45.8	48.8		50.3	53.3	42.8	45.8
15/1/2024	12:24	46.0	49.0		51.0	54.0	43.0	46.0
15/1/2024	12:29	45.5	48.5		50.2	53.2	42.3	45.3
15/1/2024	12:34	45.7	48.7		49.9	52.9	43.1	46.1
15/1/2024	12:39	46.9	49.9		52.8	55.8	43.6	46.6
15/1/2024	12:44	46.7	49.7	50.5	51.7	54.7	43.8	46.8
15/1/2024	12:49	48.9	51.9		54.9	57.9	45.9	48.9
15/1/2024	12:54	48.8	51.8		53.7	56.7	45.4	48.4
15/1/2024	12:59	47.0	50.0		52.4	55.4	44.1	47.1
15/1/2024	13:04	48.1	51.1		53.7	56.7	45.4	48.4
15/1/2024	13:09	47.5	50.5		53.0	56.0	44.2	47.2
15/1/2024	13:14	47.1	50.1	50.8	51.9	54.9	44.1	47.1
15/1/2024	13:19	47.9	50.9		53.4	56.4	44.7	47.7
15/1/2024	13:24	48.7	51.7		52.8	55.8	45.9	48.9
15/1/2024	13:29	47.2	50.2		51.7	54.7	43.8	46.8
15/1/2024	13:38	46.6	49.6		50.0	53.0	43.5	46.5
15/1/2024	13:43	51.6	54.6		54.3	57.3	48.9	51.9
15/1/2024	13:48	52.4	55.4		55.3	58.3	49.4	52.4
15/1/2024	13:53	46.0	49.0		48.9	51.9	43.2	46.2
15/1/2024	13:58	46.6	49.6		49.3	52.3	43.7	46.7
15/1/2024	14:03	50.5	53.5		53.3	56.3	47.3	50.3
15/1/2024	14:08	47.9	50.9		50.6	53.6	45.0	48.0
15/1/2024	14:13	46.8	49.8	50.6	50.5	53.5	43.0	46.0
15/1/2024	14:18	46.2	49.2		50.3	53.3	42.6	45.6
15/1/2024	14:23	44.9	47.9		49.0	52.0	41.3	44.3
15/1/2024	14:28	47.4	50.4		51.7	54.7	43.1	46.1
15/1/2024	14:33	46.9	49.9		50.6	53.6	43.3	46.3
15/1/2024	14:38	46.2	49.2		50.2	53.2	41.9	44.9
15/1/2024	14:43	47.7	50.7	52.7	51.9	54.9	44.0	47.0
15/1/2024	14:48	51.3	54.3		55.3	58.3	47.6	50.6
15/1/2024	14:53	51.9	54.9		55.5	58.5	48.0	51.0
15/1/2024	14:58	50.9	53.9		55.2	58.2	46.9	49.9
15/1/2024	15:03	51.9	54.9		56.2	59.2	47.9	50.9
15/1/2024	15:08	52.3	55.3		56.4	59.4	48.7	51.7
15/1/2024	15:13	52.4	55.4	53.2	56.9	59.9	48.2	51.2
15/1/2024	15:18	45.7	48.7		49.9	52.9	41.7	44.7
15/1/2024	15:23	46.9	49.9		51.1	54.1	42.2	45.2
15/1/2024	15:28	46.8	49.8		51.2	54.2	42.9	45.9
15/1/2024	15:33	47.1	50.1		51.1	54.1	42.7	45.7
15/1/2024	15:38	46.4	49.4		50.7	53.7	42.2	45.2
15/1/2024	15:43	47.5	50.5	49.9	52.0	55.0	42.8	45.8
15/1/2024	15:48	46.7	49.7		51.4	54.4	42.6	45.6
15/1/2024	15:53	47.4	50.4		51.4	54.4	42.7	45.7
15/1/2024	15:58	46.1	49.1		50.3	53.3	41.9	44.9
15/1/2024	16:03	50.3	53.3		54.9	57.9	46.1	49.1
15/1/2024	16:08	51.7	54.7		55.9	58.9	47.5	50.5
15/1/2024	16:13	53.7	56.7	55.1	57.7	60.7	49.2	52.2
15/1/2024	16:18	55.2	58.2		59.1	62.1	50.5	53.5
15/1/2024	16:23	50.6	53.6		54.9	57.9	46.4	49.4
15/1/2024	16:28	46.8	49.8		51.3	54.3	42.8	45.8
15/1/2024	16:33	47.2	50.2		51.6	54.6	42.7	45.7
15/1/2024	16:38	49.6	52.6		53.8	56.8	45.3	48.3
15/1/2024	16:43	47.5	50.5	51.3	52.0	55.0	43.0	46.0
15/1/2024	16:48	46.6	49.6		50.7	53.7	42.4	45.4
15/1/2024	16:53	47.1	50.1		51.4	54.4	42.6	45.6
15/1/2024	16:58	50.1	53.1		54.5	57.5	46.2	49.2
15/1/2024	17:03	45.0	48.0		49.0	52.0	40.9	43.9
15/1/2024	17:08	44.8	47.8		49.3	52.3	40.2	43.2
15/1/2024	17:13	44.9	47.9	48.1	49.0	52.0	40.6	43.6
15/1/2024	17:18	45.5	48.5		49.7	52.7	41.2	44.2
15/1/2024	17:23	45.1	48.1		49.1	52.1	40.6	43.6
15/1/2024	17:28	45.1	48.1		49.2	52.2	41.1	44.1
15/1/2024	17:33	45.7	48.7		50.1	53.1	41.3	44.3
15/1/2024	17:38	45.4	48.4		50.1	53.1	41.0	44.0
15/1/2024	17:43	46.1	49.1	49.2	50.0	53.0	41.9	44.9
15/1/2024	17:48	46.9	49.9		51.2	54.2	42.2	45.2
15/1/2024	17:53	45.9	48.9		50.3	53.3	41.8	44.8
15/1/2024	17:58	47.0	50.0		51.4	54.4	42.3	45.3
15/1/2024	18:03	53.0	56.0		57.2	60.2	48.3	51.3
15/1/2024	18:08	51.9	54.9		55.9	58.9	47.2	50.2
15/1/2024	18:13	45.5	48.5	52.8	50.1	53.1	41.4	44.4
15/1/2024	18:18	47.0	50.0		51.1	54.1	42.7	45.7
15/1/2024	18:23	48.3	51.3		52.7	55.7	44.2	47.2
15/1/2024	18:28	48.2	51.2		52.4	55.4	44.3	47.3
15/1/2024	18:33	53.6	56.6		57.6	60.6	49.4	52.4
15/1/2024	18:38	53.8	56.8		58.0	61.0	49.7	52.7
15/1/2024	18:43	48.9	51.9	55.7	52.8	55.8	44.7	47.7
15/1/2024	18:48	51.5	54.5		55.9	58.9	47.2	50.2
15/1/2024	18:53	53.5	56.5		58.0	61.0	49.3	52.3
15/1/2024	18:58	53.1	56.1		57.3	60.3	49.6	52.6
			Mean	50.7				
			Maximum	55.7				
			Minimum	48.1				

Date	Start Time	Leq (5mins)	Leq (5mins)*	Leq (30mins)	L10 (5mins)	L10 (5mins)*	L90 (5mins)	L90 (5mins)*
16/1/2024	07:03	43.2	46.2		45.0	48.0	40.9	43.9
16/1/2024	07:08	43.7	46.7		45.8	48.8	41.5	44.5
16/1/2024	07:13	43.6	46.6	46.9	45.4	48.4	41.2	44.2
16/1/2024	07:18	43.7	46.7		45.8	48.8	41.7	44.7
16/1/2024	07:23	44.5	47.5		46.7	49.7	42.7	45.7
16/1/2024	07:28	44.4	47.4		46.7	49.7	42.0	45.0
16/1/2024	07:33	43.8	46.8		46.3	49.3	41.2	44.2
16/1/2024	07:38	56.1	59.1		58.2	61.2	53.9	56.9
16/1/2024	07:43	55.1	58.1	56.0	57.7	60.7	52.6	55.6
16/1/2024	07:48	51.6	54.6		53.9	56.9	49.5	52.5
16/1/2024	07:53	54.0	57.0		56.3	59.3	51.9	54.9
16/1/2024	07:58	46.9	49.9		49.3	52.3	44.5	47.5
16/1/2024	08:03	46.8	49.8		49.3	52.3	44.5	47.5
16/1/2024	08:08	47.4	50.4		49.5	52.5	45.0	48.0
16/1/2024	08:13	45.7	48.7	49.7	48.0	51.0	43.1	46.1
16/1/2024	08:18	46.9	49.9		49.2	52.2	44.5	47.5
16/1/2024	08:23	46.6	49.6		49.4	52.4	44.2	47.2
16/1/2024	08:28	46.6	49.6		49.4	52.4	43.5	46.5
16/1/2024	08:33	45.5	48.5		48.2	51.2	42.9	45.9
16/1/2024	08:38	46.5	49.5		48.9	51.9	43.4	46.4
16/1/2024	08:43	45.6	48.6	49.3	48.5	51.5	43.2	46.2
16/1/2024	08:48	45.9	48.9		48.4	51.4	42.9	45.9
16/1/2024	08:53	47.0	50.0		49.9	52.9	44.7	47.7
16/1/2024	08:58	47.0	50.0		49.9	52.9	44.4	47.4
16/1/2024	09:03	47.0	50.0		49.5	52.5	44.4	47.4
16/1/2024	09:08	46.6	49.6		49.0	52.0	44.3	47.3
16/1/2024	09:13	47.2	50.2	51.4	49.8	52.8	44.1	47.1
16/1/2024	09:18	48.7	51.7		51.7	54.7	46.1	49.1
16/1/2024	09:23	51.2	54.2		54.0	57.0	48.5	51.5
16/1/2024	09:28	47.4	50.4		49.9	52.9	44.4	47.4
16/1/2024	09:33	47.0	50.0		49.3	52.3	44.5	47.5
16/1/2024	09:38	46.6	49.6		48.9	51.9	43.9	46.9
16/1/2024	09:43	46.0	49.0	49.3	49.0	52.0	43.1	46.1
16/1/2024	09:48	46.4	49.4		49.3	52.3	43.8	46.8
16/1/2024	09:53	45.6	48.6		48.1	51.1	43.3	46.3
16/1/2024	09:58	46.4	49.4		48.9	51.9	43.5	46.5
16/1/2024	10:03	45.7	48.7		48.8	51.8	43.2	46.2
16/1/2024	10:08	46.1	49.1		49.0	52.0	43.1	46.1
16/1/2024	10:13	45.9	48.9	49.0	48.7	51.7	42.9	45.9
16/1/2024	10:18	46.1	49.1		49.4	52.4	43.3	46.3
16/1/2024	10:23	45.7	48.7		48.5	51.5	42.4	45.4
16/1/2024	10:28	46.4	49.4		49.1	52.1	42.9	45.9
16/1/2024	10:33	45.6	48.6		48.3	51.3	42.2	45.2
16/1/2024	10:38	46.5	49.5		50.1	53.1	43.2	46.2
16/1/2024	10:43	45.7	48.7	51.3	49.2	52.2	42.5	45.5
16/1/2024	10:48	46.9	49.9		50.5	53.5	43.3	46.3
16/1/2024	10:53	46.1	49.1		49.1	52.1	43.1	46.1
16/1/2024	10:58	53.0	56.0		55.8	58.8	49.5	52.5
16/1/2024	11:03	43.8	46.8		47.3	50.3	41.1	44.1
16/1/2024	11:08	56.8	59.8		60.1	63.1	54.0	57.0
16/1/2024	11:13	59.3	62.3	58.7	62.1	65.1	56.5	59.5
16/1/2024	11:18	55.8	58.8		58.7	61.7	52.8	55.8
16/1/2024	11:23	54.1	57.1		56.8	59.8	51.0	54.0
16/1/2024	11:28	53.6	56.6		56.3	59.3	50.7	53.7
16/1/2024	11:33	50.5	53.5		53.5	56.5	47.6	50.6
16/1/2024	11:38	48.0	51.0		50.9	53.9	45.2	48.2
16/1/2024	11:43	56.5	59.5	58.8	59.4	62.4	53.5	56.5
16/1/2024	11:48	59.0	62.0		61.8	64.8	56.2	59.2
16/1/2024	11:53	57.6	60.6		60.3	63.3	54.7	57.7
16/1/2024	11:58	54.9	57.9		58.0	61.0	52.2	55.2
16/1/2024	12:03	47.2	50.2		50.3	53.3	44.1	47.1
16/1/2024	12:08	47.6	50.6		50.3	53.3	44.9	47.9
16/1/2024	12:13	47.4	50.4	51.2	50.6	53.6	44.2	47.2
16/1/2024	12:18	49.0	52.0		51.7	54.7	46.0	49.0
16/1/2024	12:23	46.4	49.4		49.4	52.4	43.3	46.3
16/1/2024	12:28	50.5	53.5		53.4	56.4	47.2	50.2
16/1/2024	12:33	51.4	54.4		54.2	57.2	48.1	51.1
16/1/2024	12:38	50.1	53.1		53.2	56.2	47.0	50.0
16/1/2024	12:43	46.7	49.7	52.3	49.6	52.6	43.8	46.8
16/1/2024	12:48	49.7	52.7		52.5	55.5	46.8	49.8
16/1/2024	12:53	47.6	50.6		50.4	53.4	44.8	47.8
16/1/2024	12:58	48.4	51.4		51.6	54.6	45.6	48.6
16/1/2024	13:03	50.9	53.9		53.9	56.9	47.8	50.8
16/1/2024	13:08	48.3	51.3		51.1	54.1	45.2	48.2
16/1/2024	13:13	49.6	52.6	52.6	52.7	55.7	46.5	49.5
16/1/2024	13:18	50.1	53.1		52.7	55.7	47.1	50.1
16/1/2024	13:23	50.0	53.0		53.2	56.2	47.0	50.0
16/1/2024	13:28	48.3	51.3		51.1	54.1	45.7	48.7
16/1/2024	13:33	47.8	50.8		50.7	53.7	44.9	47.9
16/1/2024	13:38	46.7	49.7		50.1	53.1	43.6	46.6
16/1/2024	13:43	45.8	48.8	50.4	49.0	52.0	43.0	46.0
16/1/2024	13:48	49.0	52.0		51.6	54.6	46.3	49.3
16/1/2024	13:53	47.9	50.9		50.5	53.5	44.9	47.9
16/1/2024	13:58	46.6	49.6		49.9	52.9	43.7	46.7
16/1/2024	14:03	47.5	50.5		50.5	53.5	44.6	47.6
16/1/2024	14:08	47.1	50.1		49.8	52.8	43.7	46.7
16/1/2024	14:13	47.5	50.5	49.9	51.2	54.2	43.5	46.5
16/1/2024	14:18	46.2	49.2		50.5	53.5	41.9	44.9
16/1/2024	14:23	46.8	49.8		50.7	53.7	42.8	45.8
16/1/2024	14:28	46.4	49.4		50.5	53.5	42.3	45.3
16/1/2024	14:33	46.8	49.8		50.7	53.7	42.9	45.9
16/1/2024	14:38	46.2	49.2		49.9	52.9	42.6	45.6
16/1/2024	14:43	46.3	49.3	49.4	50.5	53.5	42.7	45.7
16/1/2024	14:48	46.2	49.2		50.0	53.0	42.1	45.1
16/1/2024	14:53	46.3	49.3		50.4	53.4	42.6	45.6
16/1/2024	14:58	46.5	49.5		50.7	53.7	42.2	45.2
16/1/2024	15:03	46.7	49.7		50.8	53.8	43.1	46.1
16/1/2024	15:08	49.5	52.5		53.8	56.8	45.8	48.8
16/1/2024	15:13	49.5	52.5	51.2	53.5	56.5	45.2	48.2
16/1/2024	15:18	46.3	49.3		51.0	54.0	42.4	45.4
16/1/2024	15:23	46.2	49.2		50.2	53.2	41.9	44.9
16/1/2024	15:28	49.5	52.5		53.7	56.7	44.8	47.8
16/1/2024	15:33	46.5	49.5		50.9	53.9	42.5	45.5
16/1/2024	15:38	46.8	49.8		51.4	54.4	42.8	45.8
16/1/2024	15:43	46.8	49.8	50.0	51.3	54.3	42.9	45.9
16/1/2024	15:48	46.9	49.9		51.4	54.4	42.4	45.4
16/1/2024	15:53	48.0	51.0		52.3	55.3	43.6	46.6
16/1/2024	15:58	46.8	49.8		50.8	53.8	42.1	45.1
16/1/2024	16:03	47.0	50.0		51.4	54.4	42.3	45.3
16/1/2024	16:08	47.1	50.1		51.5	54.5	42.8	45.8
16/1/2024	16:13	48.0	51.0	50.3	52.1	55.1	43.4	46.4
16/1/2024	16:18	47.3	50.3		51.7	54.7	42.6	45.6
16/1/2024	16:23	47.2	50.2		51.3	54.3	42.5	45.5
16/1/2024	16:28	47.2	50.2		51.6	54.6	43.3	46.3
16/1/2024	16:33	49.2	52.2		53.3	56.3	45.2	48.2
16/1/2024	16:38	47.1	50.1		51.0	54.0	42.6	45.6
16/1/2024	16:43	47.4	50.4	50.5	51.8	54.8	42.7	45.7
16/1/2024	16:48	47.7	50.7		51.9	54.9	43.0	46.0
16/1/2024	16:53	48.0	51.0		52.0	55.0	43.9	46.9
16/1/2024	16:58	44.9	47.9		49.4	52.4	40.7	43.7
16/1/2024	17:03	47.8	50.8		51.8	54.8	43.9	46.9
16/1/2024	17:08	52.2	55.2		56.9	59.9	48.3	51.3
16/1/2024	17:13	52.9	55.9	55.2	57.6	60.6	48.3	51.3
16/1/2024	17:18	53.3	56.3		57.4	60.4	49.4	52.4
16/1/2024	17:23	52.7	55.7		56.7	59.7	48.4	51.4
16/1/2024	17:28	52.2	55.2		56.5	59.5	48.0	51.0
16/1/2024	17:33	47.9	50.9		52.5	55.5	43.2	46.2
16/1/2024	17:38	44.9	47.9		48.9	51.9	40.8	43.8
16/1/2024	17:43	44.8	47.8	52.1	49.5	52.5	40.7	43.7
16/1/2024	17:48	45.3	48.3		49.6	52.6	41.4	44.4
16/1/2024	17:53	45.7	48.7		50.1	53.1	41.7	44.7
16/1/2024	17:58	54.6	57.6		58.8	61.8	50.0	53.0
16/1/2024	18:03	50.8	53.8		55.1	58.1	46.9	49.9
16/1/2024	18:08	47.3	50.3		51.5	54.5	43.2	46.2
16/1/2024	18:13	61.0	64.0	58.1	65.3	68.3	56.9	59.9
16/1/2024	18:18	54.6	57.6		59.3	62.3	49.9	52.9
16/1/2024	18:23	52.2	55.2		56.2	59.2	47.6	50.6
16/1/2024	18:28	47.3	50.3		51.7	54.7	42.7	45.7
16/1/2024	18:33	46.9	49.9		50.8	53.8	42.5	45.5
16/1/2024	18:38	48.2	51.2		52.2	55.2	43.6	46.6
16/1/2024	18:43	48.4	51.4	51.9	52.9	55.9	44.5	47.5
16/1/2024	18:48	51.3	54.3		55.6	58.6	47.1	50.1
16/1/2024	18:53	50.3	53.3		54.9	57.9	45.9	48.9
16

Station: LFT_M3A

Remark: *For Free Field measurement, +3 dB(A) was added to the measured results.

Date	Start Time	Leq (5mins)	Leq (5mins)*	Leq (30mins)	L10 (5mins)	L10 (5mins)*	L90 (5mins)	L90 (5mins)*
17/1/2024	07:03	45.1	48.1		47.0	50.0	42.8	45.8
17/1/2024	07:08	49.6	52.6		51.6	54.6	47.3	50.3
17/1/2024	07:13	45.7	48.7	49.3	48.0	51.0	43.9	46.9
17/1/2024	07:18	44.9	47.9		46.9	49.9	42.6	45.6
17/1/2024	07:23	45.3	48.3		47.3	50.3	43.0	46.0
17/1/2024	07:28	45.1	48.1		47.8	50.8	42.5	45.5
17/1/2024	07:33	46.0	49.0		48.1	51.1	43.7	46.7
17/1/2024	07:38	45.2	48.2		47.4	50.4	43.1	46.1
17/1/2024	07:43	48.4	51.4	49.5	50.5	53.5	46.1	49.1
17/1/2024	07:48	47.2	50.2		49.7	52.7	44.5	47.5
17/1/2024	07:53	45.8	48.8		48.4	51.4	43.2	46.2
17/1/2024	07:58	45.5	48.5		48.0	51.0	43.4	46.4
17/1/2024	08:03	45.1	48.1		47.5	50.5	43.0	46.0
17/1/2024	08:08	45.4	48.4		47.6	50.6	42.7	45.7
17/1/2024	08:13	44.6	47.6	50.5	46.7	49.7	42.1	45.1
17/1/2024	08:18	47.4	50.4		50.3	53.3	44.6	47.6
17/1/2024	08:23	51.6	54.6		54.4	57.4	49.0	52.0
17/1/2024	08:28	46.1	49.1		48.4	51.4	43.7	46.7
17/1/2024	08:33	48.5	51.5		51.6	54.6	45.9	48.9
17/1/2024	08:38	46.4	49.4		48.7	51.7	43.6	46.6
17/1/2024	08:43	49.6	52.6	50.6	52.2	55.2	46.7	49.7
17/1/2024	08:48	46.2	49.2		48.7	51.7	43.4	46.4
17/1/2024	08:53	46.0	49.0		48.8	51.8	43.5	46.5
17/1/2024	08:58	47.5	50.5		50.2	53.2	45.0	48.0
17/1/2024	09:03	49.2	52.2		51.5	54.5	46.4	49.4
17/1/2024	09:08	49.2	52.2		52.3	55.3	46.1	49.1
17/1/2024	09:13	45.5	48.5	50.2	48.0	51.0	42.4	45.4
17/1/2024	09:18	45.8	48.8		48.6	51.6	42.9	45.9
17/1/2024	09:23	46.0	49.0		48.7	51.7	42.9	45.9
17/1/2024	09:28	45.8	48.8		48.1	51.1	43.4	46.4
17/1/2024	09:33	46.2	49.2		48.8	51.8	43.6	46.6
17/1/2024	09:38	50.3	53.3		52.6	55.6	47.7	50.7
17/1/2024	09:43	45.8	48.8	54.0	48.3	51.3	43.0	46.0
17/1/2024	09:48	54.9	57.9		57.5	60.5	51.9	54.9
17/1/2024	09:53	46.1	49.1		49.1	52.1	43.0	46.0
17/1/2024	09:58	53.5	56.5		56.3	59.3	50.7	53.7
17/1/2024	10:03	60.6	63.6		62.9	65.9	58.2	61.2
17/1/2024	10:08	57.2	60.2		60.2	63.2	54.6	57.6
17/1/2024	10:13	53.8	56.8	58.7	56.6	59.6	51.1	54.1
17/1/2024	10:18	50.7	53.7		54.2	57.2	47.1	50.1
17/1/2024	10:23	49.3	52.3		52.2	55.2	45.9	48.9
17/1/2024	10:28	51.1	54.1		54.6	57.6	47.7	50.7
17/1/2024	10:33	49.4	52.4		52.3	55.3	45.8	48.8
17/1/2024	10:38	63.0	66.0		66.4	69.4	59.6	62.6
17/1/2024	10:43	53.9	56.9		57.3	60.3	50.8	53.8
17/1/2024	10:48	45.6	48.6		48.8	51.8	42.0	45.0
17/1/2024	10:56	49.0	52.0		51.9	54.9	46.1	49.1
17/1/2024	11:01	46.6	49.6		49.5	52.5	43.6	46.6
17/1/2024	11:06	48.4	51.4		51.5	54.5	45.4	48.4
17/1/2024	11:11	49.9	52.9	50.8	52.6	55.6	46.8	49.8
17/1/2024	11:16	47.5	50.5		50.3	53.3	44.5	47.5
17/1/2024	11:21	46.7	49.7		49.6	52.6	43.6	46.6
17/1/2024	11:26	46.6	49.6		49.7	52.7	43.8	46.8
17/1/2024	11:31	49.5	52.5		52.4	55.4	46.6	49.6
17/1/2024	11:36	47.9	50.9		50.9	53.9	44.9	47.9
17/1/2024	11:41	45.9	48.9	51.7	48.7	51.7	43.2	46.2
17/1/2024	11:46	51.5	54.5		54.3	57.3	48.8	51.8
17/1/2024	11:51	48.9	51.9		51.8	54.8	45.8	48.8
17/1/2024	11:56	45.6	48.6		48.4	51.4	42.6	45.6
17/1/2024	12:01	46.6	49.6		49.3	52.3	43.9	46.9
17/1/2024	12:06	45.5	48.5		48.2	51.2	42.6	45.6
17/1/2024	12:11	45.1	48.1	48.9	48.0	51.0	42.1	45.1
17/1/2024	12:16	44.4	47.4		47.6	50.6	41.2	44.2
17/1/2024	12:21	45.7	48.7		48.5	51.5	42.4	45.4
17/1/2024	12:26	47.7	50.7		50.6	53.6	44.5	47.5
17/1/2024	12:31	45.9	48.9		49.0	52.0	42.9	45.9
17/1/2024	12:36	44.0	47.0		46.8	49.8	41.1	44.1
17/1/2024	12:41	52.3	55.3	50.2	55.2	58.2	49.4	52.4
17/1/2024	12:46	43.8	46.8		47.0	50.0	40.7	43.7
17/1/2024	12:51	44.6	47.6		47.6	50.6	41.3	44.3
17/1/2024	12:56	44.1	47.1		46.8	49.8	40.8	43.8
17/1/2024	13:01	45.1	48.1		47.7	50.7	42.5	45.5
17/1/2024	13:06	46.2	49.2		49.3	52.3	43.3	46.3
17/1/2024	13:11	46.0	49.0	49.7	48.7	51.7	42.8	45.8
17/1/2024	13:16	46.5	49.5		49.2	52.2	43.1	46.1
17/1/2024	13:21	47.6	50.6		50.6	53.6	44.8	47.8
17/1/2024	13:26	48.2	51.2		51.0	54.0	44.8	47.8
17/1/2024	13:31	46.9	49.9		49.6	52.6	43.5	46.5
17/1/2024	13:36	48.2	51.2		51.3	54.3	44.9	47.9
17/1/2024	13:41	48.7	51.7	50.9	51.8	54.8	45.7	48.7
17/1/2024	13:46	48.3	51.3		51.0	54.0	45.1	48.1
17/1/2024	13:51	48.0	51.0		51.3	54.3	45.0	48.0
17/1/2024	13:56	47.1	50.1		50.8	53.8	43.4	46.4
17/1/2024	14:01	46.8	49.8		50.6	53.6	42.6	45.6
17/1/2024	14:06	47.4	50.4		51.5	54.5	43.5	46.5
17/1/2024	14:11	47.3	50.3	50.0	51.6	54.6	43.4	46.4
17/1/2024	14:16	47.0	50.0		50.6	53.6	42.8	45.8
17/1/2024	14:21	46.5	49.5		50.5	53.5	42.7	45.7
17/1/2024	14:26	46.9	49.9		50.7	53.7	42.6	45.6
17/1/2024	14:31	45.5	48.5		49.4	52.4	41.5	44.5
17/1/2024	14:36	49.9	52.9		53.6	56.6	46.0	49.0
17/1/2024	14:41	47.2	50.2	50.9	51.0	54.0	43.6	46.6
17/1/2024	14:46	47.1	50.1		50.7	53.7	43.1	46.1
17/1/2024	14:51	47.9	50.9		52.1	55.1	43.6	46.6
17/1/2024	14:56	48.5	51.5		52.6	55.6	43.9	46.9
17/1/2024	15:01	48.2	51.2		52.3	55.3	44.0	47.0
17/1/2024	15:06	47.2	50.2		51.2	54.2	42.9	45.9
17/1/2024	15:11	46.9	49.9	50.7	51.4	54.4	42.9	45.9
17/1/2024	15:16	47.7	50.7		51.6	54.6	43.7	46.7
17/1/2024	15:21	47.6	50.6		52.3	55.3	43.1	46.1
17/1/2024	15:26	48.2	51.2		52.7	55.7	44.3	47.3
17/1/2024	15:31	46.9	49.9		50.9	53.9	43.0	46.0
17/1/2024	15:36	48.8	51.8		52.7	55.7	44.1	47.1
17/1/2024	15:41	47.6	50.6	51.1	51.9	54.9	43.7	46.7
17/1/2024	15:46	48.9	51.9		52.8	55.8	44.2	47.2
17/1/2024	15:51	48.0	51.0		51.9	54.9	43.9	46.9
17/1/2024	15:56	48.3	51.3		52.6	55.6	44.3	47.3
17/1/2024	16:01	48.3	51.3		52.3	55.3	44.1	47.1
17/1/2024	16:06	47.3	50.3		51.6	54.6	43.3	46.3
17/1/2024	16:11	47.8	50.8	51.1	52.3	55.3	43.8	46.8
17/1/2024	16:16	47.2	50.2		51.8	54.8	43.3	46.3
17/1/2024	16:21	49.9	52.9		54.6	57.6	45.7	48.7
17/1/2024	16:26	47.1	50.1		51.8	54.8	42.4	45.4
17/1/2024	16:31	48.2	51.2		52.7	55.7	44.3	47.3
17/1/2024	16:36	50.6	53.6		55.3	58.3	46.0	49.0
17/1/2024	16:41	50.4	53.4	53.6	54.3	57.3	45.8	48.8
17/1/2024	16:46	53.5	56.5		57.5	60.5	49.5	52.5
17/1/2024	16:51	51.0	54.0		55.7	58.7	46.7	49.7
17/1/2024	16:56	46.7	49.7		51.0	54.0	42.5	45.5
17/1/2024	17:01	45.4	48.4		49.6	52.6	40.7	43.7
17/1/2024	17:06	47.6	50.6		52.0	55.0	43.6	46.6
17/1/2024	17:11	44.7	47.7	50.2	48.7	51.7	40.7	43.7
17/1/2024	17:16	46.6	49.6		50.6	53.6	42.7	45.7
17/1/2024	17:21	50.1	53.1		54.8	57.8	46.1	49.1
17/1/2024	17:26	46.5	49.5		50.8	53.8	42.1	45.1
17/1/2024	17:31	44.8	47.8		48.7	51.7	40.1	43.1
17/1/2024	17:36	45.3	48.3		49.3	52.3	40.8	43.8
17/1/2024	17:41	45.5	48.5	50.4	49.6	52.6	41.2	44.2
17/1/2024	17:46	45.7	48.7		49.7	52.7	41.0	44.0
17/1/2024	17:51	45.9	48.9		50.6	53.6	41.5	44.5
17/1/2024	17:56	51.9	54.9		56.3	59.3	47.4	50.4
17/1/2024	18:01	51.6	54.6		55.8	58.8	47.0	50.0
17/1/2024	18:06	51.4	54.4		55.5	58.5	46.8	49.8
17/1/2024	18:11	50.2	53.2	52.9	54.8	57.8	46.1	49.1
17/1/2024	18:16	49.0	52.0		52.9	55.9	45.0	48.0
17/1/2024	18:21	47.4	50.4		51.3	54.3	43.1	46.1
17/1/2024	18:26	47.6	50.6		51.7	54.7	43.4	46.4
17/1/2024	18:31	48.0	51.0		52.3	55.3	43.6	46.6
17/1/2024	18:36	47.4	50.4		51.6	54.6	43.0	46.0
17/1/2024	18:41	49.7	52.7	52.2	53.4	56.4	46.0	49.0
17/1/2024	18:46	47.3	50.3		51.4	54.4	43.8	46.8
17/1/2024	18:51	51.4	54.4		55.2	58.2	47.2	50.2
17/1/2024	18:56	49.7	52.7		53.9	56.9	45.8	48.8
			Mean	51.2				
			Maximum	58.7				
			Minimum	48.9				

Date	Start Time	Leq (5mins)	Leq (5mins)*	Leq (30mins)	L10 (5mins)	L10 (5mins)*	L90 (5mins)	L90 (5mins)*
18/1/2024	07:01	47.9	50.9		50.0	53.0	46.0	49.0
18/1/2024	07:06	45.0	48.0		46.8	49.8	43.1	46.1
18/1/2024	07:11	48.4	51.4	50.3	50.8	53.8	45.7	48.7
18/1/2024	07:16	46.1	49.1		48.2	51.2	43.8	46.8
18/1/2024	07:21	44.7	47.7		47.4	50.4	42.2	45.2
18/1/2024	07:26	49.6	52.6		51.9	54.9	47.5	50.5
18/1/2024	07:31	45.2	48.2		47.4	50.4	42.8	45.8
18/1/2024	07:36	44.4	47.4		47.0	50.0	42.3	45.3
18/1/2024	07:41	48.2	51.2	49.2	50.6	53.6	46.1	49.1
18/1/2024	07:46	45.7	48.7		47.8	50.8	43.6	46.6
18/1/2024	07:51	46.9	49.9		49.2	52.2	44.7	47.7
18/1/2024	07:56	45.7	48.7		47.8	50.8	43.6	46.6
18/1/2024	08:01	44.4	47.4		46.9	49.9	41.8	44.8
18/1/2024	08:06	48.3	51.3		50.6	53.6	45.3	48.3
18/1/2024	08:11	46.7	49.7	49.4	49.0	52.0	43.9	46.9
18/1/2024	08:16	46.7	49.7		49.4	52.4	44.4	47.4
18/1/2024	08:21	45.5	48.5		48.3	51.3	42.4	45.4
18/1/2024	08:26	45.6	48.6		48.3	51.3	43.2	46.2
18/1/2024	08:31	47.2	50.2		50.2	53.2	44.4	47.4
18/1/2024	08:36	46.7	49.7		49.0	52.0	44.2	47.2
18/1/2024	08:41	54.6	57.6	57.7	56.9	59.9	52.2	55.2
18/1/2024	08:46	56.9	59.9		59.8	62.8	54.5	57.5
18/1/2024	08:51	56.5	59.5		59.2	62.2	53.4	56.4
18/1/2024	08:56	56.5	59.5		58.9	61.9	53.8	56.8
18/1/2024	09:01	51.9	54.9		54.6	57.6	49.3	52.3
18/1/2024	09:06	47.3	50.3		49.8	52.8	44.3	47.3
18/1/2024	09:11	49.6	52.6	52.4	52.5	55.5	46.5	49.5
18/1/2024	09:16	48.5	51.5		51.5	54.5	46.0	49.0
18/1/2024	09:21	50.1	53.1		52.9	55.9	47.0	50.0
18/1/2024	09:26	47.2	50.2		50.0	53.0	44.2	47.2
18/1/2024	09:31	50.1	53.1		53.2	56.2	47.5	50.5
18/1/2024	09:36	49.6	52.6		52.2	55.2	46.6	49.6
18/1/2024	09:41	50.2	53.2	51.2	53.0	56.0	47.4	50.4
18/1/2024	09:46	45.3	48.3		47.8	50.8	42.5	45.5
18/1/2024	09:51	43.7	46.7		46.0	49.0	40.9	43.9
18/1/2024	09:56	46.0	49.0		49.1	52.1	42.7	45.7
18/1/2024	10:01	47.2	50.2		50.3	53.3	43.8	46.8
18/1/2024	10:06	45.5	48.5		49.1	52.1	42.5	45.5
18/1/2024	10:11	46.7	49.7	50.4	49.6	52.6	43.6	46.6
18/1/2024	10:16	49.0	52.0		52.5	55.5	46.2	49.2
18/1/2024	10:21	48.1	51.1		51.6	54.6	45.3	48.3
18/1/2024	10:26	46.8	49.8		49.8	52.8	43.9	46.9
18/1/2024	10:31	47.9	50.9		50.7	53.7	44.4	47.4
18/1/2024	10:36	52.6	55.6		55.3	58.3	49.7	52.7
18/1/2024	10:41	52.5	55.5	52.6	55.6	58.6	49.2	52.2
18/1/2024	10:46	47.4	50.4		50.2	53.2	43.8	46.8
18/1/2024	10:51	44.8	47.8		47.5	50.5	41.9	44.9
18/1/2024	10:56	45.8	48.8		48.6	51.6	42.7	45.7
18/1/2024	11:01	46.6	49.6		49.3	52.3	43.6	46.6
18/1/2024	11:06	47.3	50.3		50.0	53.0	44.2	47.2
18/1/2024	11:11	47.7	50.7	50.0	50.4	53.4	44.8	47.8
18/1/2024	11:16	46.5	49.5		49.5	52.5	43.5	46.5
18/1/2024	11:21	45.1	48.1		48.1	51.1	42.3	45.3
18/1/2024	11:26	47.9	50.9		51.0	54.0	44.9	47.9
18/1/2024	11:31	50.9	53.9		53.7	56.7	47.9	50.9
18/1/2024	11:36	50.2	53.2		53.0	56.0	47.1	50.1
18/1/2024	11:41	48.2	51.2	51.9	51.1	54.1	45.2	48.2
18/1/2024	11:46	49.2	52.2		52.3	55.3	46.1	49.1
18/1/2024	11:51	48.5	51.5		51.5	54.5	45.5	48.5
18/1/2024	11:56	43.4	46.4		46.5	49.5	40.5	43.5
18/1/2024	12:01	46.9	49.9		52.6	55.6	47.0	50.0
18/1/2024	12:06	44.3	47.3		47.0	50.0	41.2	44.2
18/1/2024	12:11	43.9	46.9	48.6	46.9	49.9	41.2	44.2
18/1/2024	12:16	44.1	47.1		47.3	50.3	41.4	44.4
18/1/2024	12:21	43.5	46.5		46.8	49.8	40.6	43.6
18/1/2024	12:26	43.2	46.2		46.0	49.0	40.5	43.5
18/1/2024	12:31	47.0	50.0		50.1	53.1	43.9	46.9
18/1/2024	12:36	46.6	49.6		49.5	52.5	43.7	46.7
18/1/2024	12:41	44.6	47.6	50.5	47.4	50.4	41.4	44.4
18/1/2024	12:46	45.8	48.8		48.6	51.6	42.5	45.5
18/1/2024	12:51	48.9	51.9		51.9	54.9	45.7	48.7
18/1/2024	12:56	50.0	53.0		52.6	55.6	47.2	50.2
18/1/2024	13:01	50.3	53.3		53.2	56.2	46.9	49.9
18/1/2024	13:06	50.9	53.9		54.0	57.0	47.6	50.6
18/1/2024	13:11	50.1	53.1	58.1	53.3	56.3	46.8	49.8
18/1/2024	13:16	50.4	53.4		53.5	56.5	57.8	60.8
18/1/2024	13:21	53.0	56.0		56.2	59.2	50.3	53.3
18/1/2024	13:26	55.2	58.2		58.5	61.5	51.9	54.9
18/1/2024	13:31	58.1	61.1		61.2	64.2	55.3	58.3
18/1/2024	13:36	59.1	62.1		61.8	64.8	56.5	59.5
18/1/2024	13:41	54.6	57.6	58.8	57.9	60.9	51.9	54.9
18/1/2024	13:46	54.7	57.7		57.3	60.3	52.1	55.1
18/1/2024	13:51	53.4	56.4		56.7	59.7	50.6	53.6
18/1/2024	13:56	44.8	47.8		48.9	51.9	40.9	43.9
18/1/2024	14:01	45.9	48.9		49.7	52.7	42.1	45.1
18/1/2024	14:06	44.6	47.6		48.3	51.3	40.4	43.4
18/1/2024	14:11	44.2	47.2	47.8	47.9	50.9	40.5	43.5
18/1/2024	14:16	44.6	47.6		48.5	51.5	40.9	43.9
18/1/2024	14:21	43.9	46.9		47.7	50.7	40.1	43.1
18/1/2024	14:26	45.3	48.3		48.9	51.9	41.2	44.2
18/1/2024	14:31	43.3	46.3		47.0	50.0	39.4	42.4
18/1/2024	14:36	47.9	50.9		51.7	54.7	43.6	46.6
18/1/2024	14:41	47.0	50.0	48.8	50.8	53.8	43.2	46.2
18/1/2024	14:46	44.5	47.5		48.6	51.6	40.9	43.9
18/1/2024	14:51	45.1	48.1		49.4	52.4	40.9	43.9
18/1/2024	14:56	45.6	48.6		49.5	52.5	41.1	44.1
18/1/2024	15:01	45.5	48.5		49.4	52.4	41.6	44.6
18/1/2024	15:06	45.7	48.7		50.3	53.3	41.4	44.4
18/1/2024	15:11	45.8	48.8	48.6	50.3	53.3	41.1	44.1
18/1/2024	15:16	45.7	48.7		49.6	52.6	41.4	44.4
18/1/2024	15:21	45.4	48.4		49.3	52.3	40.8	43.8
18/1/2024	15:26	45.5	48.5		50.0	53.0	41.3	44.3
18/1/2024	15:31	45.7	48.7		50.4	53.4	41.2	44.2
18/1/2024	15:36	45.2	48.2		49.2	52.2	41.1	44.1
18/1/2024	15:41	45.7	48.7	49.1	50.0	53.0	41.4	44.4
18/1/2024	15:46	45.5	48.5		49.6	52.6	41.3	44.3
18/1/2024	15:51	47.0	50.0		51.5	54.5	42.6	45.6
18/1/2024	15:56	47.3	50.3		51.2	54.2	43.2	46.2
18/1/2024	16:01	46.1	49.1		50.2	53.2	41.6	44.6
18/1/2024	16:06	46.3	49.3		50.7	53.7	42.1	45.1
18/1/2024	16:11	46.6	49.6	50.2	51.2	54.2	42.3	45.3
18/1/2024	16:16	46.8	49.8		51.0	54.0	42.6	45.6
18/1/2024	16:21	48.3	51.3		52.3	55.3	44.4	47.4
18/1/2024	16:26	48.3	51.3		52.8	55.8	44.3	47.3
18/1/2024	16:31	46.0	49.0		50.0	53.0	41.6	44.6
18/1/2024	16:36	46.3	49.3		50.8	53.8	41.8	44.8
18/1/2024	16:41	45.9	48.9	49.2	50.3	53.3	42.0	45.0
18/1/2024	16:46	45.9	48.9		50.6	53.6	41.9	44.9
18/1/2024	16:51	46.7	49.7		51.3	54.3	42.3	45.3
18/1/2024	16:56	46.5	49.5		50.6	53.6	42.6	45.6
18/1/2024	17:01	46.5	49.5		50.8	53.8	42.1	45.1
18/1/2024	17:06	46.9	49.9		50.8	53.8	42.4	45.4
18/1/2024	17:11	48.3	51.3	49.5	52.4	55.4	44.4	47.4
18/1/2024	17:16	46.4	49.4		50.5	53.5	42.3	45.3
18/1/2024	17:21	45.1	48.1		49.0	52.0	40.6	43.6
18/1/2024	17:26	45.0	48.0		49.1	52.1	40.9	43.9
18/1/2024	17:31	45.4	48.4		49.7	52.7	41.0	44.0
18/1/2024	17:36	45.3	48.3		49.4	52.4	40.7	43.7
18/1/2024	17:41	47.3	50.3	50.1	51.8	54.8	43.0	46.0
18/1/2024	17:46	48.7	51.7		52.9	55.9	44.5	47.5
18/1/2024	17:51	46.5	49.5		50.9	53.9	42.6	45.6
18/1/2024	17:56	48.4	51.4		52.9	55.9	44.3	47.3
18/1/2024	18:01	48.6	51.6		52.9	55.9	44.5	47.5
18/1/2024	18:06	48.5	51.5		52.6	55.6	44.1	47.1
18/1/2024	18:11	48.3	51.3	52.7	52.2	55.2	44.3	47.3
18/1/2024	18:16	48.7	51.7		53.3	56.3	44.1	47.1
18/1/2024	18:21	49.4	52.4		53.9	56.9	44.8	47.8
18/1/2024	18:26	52.6	55.6		56.8	59.8	48.3	51.3
18/1/2024	18:31	48.4	51.4		52.5	55.5	44.1	47.1
18/1/2024	18:36	48.6	51.6		52.9	55.9	44.6	47.6
18/1/2024	18:41	48.3	51.3	51.6	52.5	55.5	44.7	47.7
18/1/2024	18:46	48.4	51.4		52.4	55.4	44.9	47.9
18/1/2024	18:51	48.6	51.6		52.5	55.5	44.9	47.9
18

Station: LFT_M3A

Remark: *For Free Field measurement, +3 dB(A) was added to the measured results.

Date	Start Time	Leq (5mins)	Leq (5mins)*	Leq (30mins)	L10 (5mins)	L10 (5mins)*	L90 (5mins)	L90 (5mins)*
19/1/2024	07:01	53.0	56.0		55.0	58.0	50.8	53.8
19/1/2024	07:06	51.9	54.9		54.2	57.2	50.0	53.0
19/1/2024	07:11	45.1	48.1	52.7	47.7	50.7	42.9	45.9
19/1/2024	07:16	46.8	49.8		49.1	52.1	44.4	47.4
19/1/2024	07:21	47.8	50.8		50.3	53.3	45.6	48.6
19/1/2024	07:26	47.9	50.9		50.1	53.1	45.8	48.8
19/1/2024	07:31	47.7	50.7		49.8	52.8	45.5	48.5
19/1/2024	07:36	49.5	52.5		52.1	55.1	47.0	50.0
19/1/2024	07:41	53.1	56.1	55.5	55.4	58.4	50.8	53.8
19/1/2024	07:46	54.2	57.2		56.3	59.3	52.1	55.1
19/1/2024	07:51	53.8	56.8		56.1	59.1	51.4	54.4
19/1/2024	07:56	53.1	56.1		55.7	58.7	51.0	54.0
19/1/2024	08:01	50.4	53.4		53.3	56.3	47.5	50.5
19/1/2024	08:06	48.0	51.0		51.1	54.1	44.9	47.9
19/1/2024	08:11	47.3	50.3	51.1	50.2	53.2	44.9	47.9
19/1/2024	08:16	47.3	50.3		50.0	53.0	44.7	47.7
19/1/2024	08:21	47.8	50.8		50.1	53.1	45.1	48.1
19/1/2024	08:26	46.9	49.9		49.2	52.2	44.0	47.0
19/1/2024	08:31	47.2	50.2		50.0	53.0	44.2	47.2
19/1/2024	08:36	46.3	49.3		49.0	52.0	43.6	46.6
19/1/2024	08:41	46.9	49.9	49.9	49.4	52.4	44.0	47.0
19/1/2024	08:46	47.3	50.3		50.3	53.3	45.0	48.0
19/1/2024	08:51	46.6	49.6		49.3	52.3	44.1	47.1
19/1/2024	08:56	47.0	50.0		49.4	52.4	44.7	47.7
19/1/2024	09:01	46.9	49.9		49.9	52.9	43.9	46.9
19/1/2024	09:06	51.0	54.0		53.5	56.5	48.7	51.7
19/1/2024	09:11	53.0	56.0	55.7	55.9	58.9	50.0	53.0
19/1/2024	09:16	53.4	56.4		56.3	59.3	50.7	53.7
19/1/2024	09:21	56.6	59.6		59.0	62.0	54.3	57.3
19/1/2024	09:26	47.9	50.9		50.5	53.5	45.2	48.2
19/1/2024	09:31	47.9	50.9		50.5	53.5	45.3	48.3
19/1/2024	09:36	47.9	50.9		50.3	53.3	45.2	48.2
19/1/2024	09:41	48.5	51.5	51.1	51.6	54.6	45.9	48.9
19/1/2024	09:46	48.3	51.3		51.0	54.0	45.5	48.5
19/1/2024	09:51	47.9	50.9		50.9	53.9	44.9	47.9
19/1/2024	09:56	48.2	51.2		51.4	54.4	45.0	48.0
19/1/2024	10:01	48.3	51.3		51.6	54.6	45.6	48.6
19/1/2024	10:06	47.6	50.6		50.3	53.3	44.3	47.3
19/1/2024	10:11	47.7	50.7	50.8	50.6	53.6	44.6	47.6
19/1/2024	10:16	47.0	50.0		49.8	52.8	43.5	46.5
19/1/2024	10:21	47.8	50.8		51.2	54.2	44.6	47.6
19/1/2024	10:26	48.3	51.3		51.5	54.5	45.1	48.1
19/1/2024	10:31	47.7	50.7		51.3	54.3	44.6	47.6
19/1/2024	10:36	47.5	50.5		50.8	53.8	44.4	47.4
19/1/2024	10:41	47.8	50.8	50.5	50.8	53.8	44.6	47.6
19/1/2024	10:46	47.4	50.4		50.7	53.7	44.5	47.5
19/1/2024	10:51	47.7	50.7		51.2	54.2	44.4	47.4
19/1/2024	10:56	46.6	49.6		49.7	52.7	43.6	46.6
19/1/2024	11:01	51.2	54.2		54.1	57.1	48.4	51.4
19/1/2024	11:06	51.6	54.6		54.7	57.7	48.9	51.9
19/1/2024	11:11	51.8	54.8	54.2	54.9	57.9	49.1	52.1
19/1/2024	11:16	51.6	54.6		54.5	57.5	48.9	51.9
19/1/2024	11:21	50.9	53.9		54.0	57.0	48.1	51.1
19/1/2024	11:26	50.0	53.0		53.1	56.1	47.3	50.3
19/1/2024	11:31	48.5	51.5		51.4	54.4	45.7	48.7
19/1/2024	11:36	50.8	53.8		53.5	56.5	48.1	51.1
19/1/2024	11:41	51.8	54.8	53.1	54.7	57.7	48.9	51.9
19/1/2024	11:46	50.7	53.7		53.4	56.4	47.9	50.9
19/1/2024	11:51	49.2	52.2		51.9	54.9	46.3	49.3
19/1/2024	11:56	48.3	51.3		51.5	54.5	45.2	48.2
19/1/2024	12:01	47.9	50.9		51.1	54.1	44.9	47.9
19/1/2024	12:06	47.4	50.4		50.5	53.5	44.2	47.2
19/1/2024	12:11	47.0	50.0	50.9	50.0	53.0	43.8	46.8
19/1/2024	12:16	48.3	51.3		51.1	54.1	45.4	48.4
19/1/2024	12:21	48.1	51.1		51.1	54.1	44.9	47.9
19/1/2024	12:26	48.3	51.3		51.5	54.5	45.2	48.2
19/1/2024	12:31	49.4	52.4		52.5	55.5	46.7	49.7
19/1/2024	12:36	51.8	54.8		54.8	57.8	48.8	51.8
19/1/2024	12:41	47.8	50.8	54.1	50.7	53.7	44.8	47.8
19/1/2024	12:46	52.0	55.0		55.3	58.3	49.2	52.2
19/1/2024	12:51	50.9	53.9		53.7	56.7	48.2	51.2
19/1/2024	12:56	53.1	56.1		56.1	59.1	50.4	53.4
19/1/2024	13:01	54.2	57.2		57.3	60.3	50.8	53.8
19/1/2024	13:06	52.5	55.5		55.8	58.8	49.6	52.6
19/1/2024	13:11	54.1	57.1	55.0	57.4	60.4	50.7	53.7
19/1/2024	13:16	46.4	49.4		49.5	52.5	43.0	46.0
19/1/2024	13:21	46.7	49.7		49.9	52.9	43.6	46.6
19/1/2024	13:26	52.1	55.1		54.7	57.7	49.2	52.2
19/1/2024	13:31	49.5	52.5		52.7	55.7	46.5	49.5
19/1/2024	13:36	46.9	49.9		50.0	53.0	44.0	47.0
19/1/2024	13:45	47.1	50.1		50.2	53.2	44.3	47.3
19/1/2024	13:50	51.0	54.0		53.6	56.6	48.4	51.4
19/1/2024	13:55	53.4	56.4		56.4	59.4	50.5	53.5
19/1/2024	14:00	61.9	64.9		65.3	68.3	58.5	61.5
19/1/2024	14:05	63.3	66.3		66.0	69.0	60.5	63.5
19/1/2024	14:10	72.2	75.2	68.4	75.4	78.4	69.0	72.0
19/1/2024	14:15	55.4	58.4		58.3	61.3	52.8	55.8
19/1/2024	14:20	45.0	48.0		48.6	51.6	41.0	44.0
19/1/2024	14:25	44.1	47.1		48.0	51.0	40.1	43.1
19/1/2024	14:30	44.7	47.7		48.9	51.9	40.4	43.4
19/1/2024	14:35	44.4	47.4		48.3	51.3	40.5	43.5
19/1/2024	14:40	53.6	56.6	52.3	57.3	60.3	49.5	52.5
19/1/2024	14:45	43.9	46.9		48.1	51.1	40.0	43.0
19/1/2024	14:50	51.5	54.5		55.8	58.8	47.6	50.6
19/1/2024	14:55	47.4	50.4		51.2	54.2	43.5	46.5
19/1/2024	15:00	51.2	54.2		54.8	57.8	47.0	50.0
19/1/2024	15:05	53.0	56.0		56.8	59.8	48.7	51.7
19/1/2024	15:10	53.2	56.2	55.7	56.8	59.8	49.6	52.6
19/1/2024	15:15	53.0	56.0		57.2	60.2	49.3	52.3
19/1/2024	15:20	52.9	55.9		57.4	60.4	48.3	51.3
19/1/2024	15:25	52.9	55.9		57.6	60.6	48.2	51.2
19/1/2024	15:30	52.7	55.7		57.4	60.4	48.6	51.6
19/1/2024	15:35	52.6	55.6		56.5	59.5	48.0	51.0
19/1/2024	15:40	52.7	55.7	54.6	57.4	60.4	48.3	51.3
19/1/2024	15:45	52.0	55.0		56.5	59.5	47.8	50.8
19/1/2024	15:50	48.9	51.9		52.8	55.8	44.3	47.3
19/1/2024	15:55	48.1	51.1		52.0	55.0	44.0	47.0
19/1/2024	16:00	47.1	50.1		51.5	54.5	42.8	45.8
19/1/2024	16:05	47.3	50.3		52.0	55.0	43.0	46.0
19/1/2024	16:10	46.7	49.7	50.2	50.9	53.9	42.1	45.1
19/1/2024	16:15	47.4	50.4		51.8	54.8	42.7	45.7
19/1/2024	16:20	47.6	50.6		51.9	54.9	43.6	46.6
19/1/2024	16:25	47.1	50.1		51.2	54.2	42.9	45.9
19/1/2024	16:30	47.0	50.0		51.2	54.2	42.6	45.6
19/1/2024	16:35	47.0	50.0		51.4	54.4	42.9	45.9
19/1/2024	16:40	46.7	49.7	49.8	51.0	54.0	42.7	45.7
19/1/2024	16:45	47.2	50.2		51.9	54.9	42.5	45.5
19/1/2024	16:50	46.9	49.9		51.1	54.1	42.8	45.8
19/1/2024	16:55	46.0	49.0		50.1	53.1	41.9	44.9
19/1/2024	17:00	47.2	50.2		51.6	54.6	43.2	46.2
19/1/2024	17:05	48.8	51.8		53.2	56.2	44.8	47.8
19/1/2024	17:10	47.2	50.2	50.3	51.5	54.5	43.0	46.0
19/1/2024	17:15	46.6	49.6		50.6	53.6	42.2	45.2
19/1/2024	17:20	46.5	49.5		50.8	53.8	41.9	44.9
19/1/2024	17:25	46.9	49.9		50.8	53.8	42.2	45.2
19/1/2024	17:30	46.3	49.3		50.9	53.9	41.6	44.6
19/1/2024	17:35	46.7	49.7		51.4	54.4	42.6	45.6
19/1/2024	17:40	46.9	49.9	50.2	51.6	54.6	42.6	45.6
19/1/2024	17:45	48.2	51.2		52.1	55.1	44.1	47.1
19/1/2024	17:50	45.2	48.2		49.8	52.8	41.1	44.1
19/1/2024	17:55	49.1	52.1		53.1	56.1	45.2	48.2
19/1/2024	18:00	48.3	51.3		52.6	55.6	44.0	47.0
19/1/2024	18:05	48.7	51.7		52.7	55.7	44.3	47.3
19/1/2024	18:10	48.2	51.2	51.1	52.5	55.5	43.5	46.5
19/1/2024	18:15	47.0	50.0		51.7	54.7	42.9	45.9
19/1/2024	18:20	48.4	51.4		53.1	56.1	43.9	46.9
19/1/2024	18:25	47.9	50.9		52.6	55.6	43.9	46.9
19/1/2024	18:30	47.9	50.9		51.8	54.8	43.5	46.5
19/1/2024	18:35	50.5	53.5		54.4	57.4	46.5	49.5
19/1/2024	18:40	50.2	53.2	52.9	54.3	57.3	45.9	48.9
19/1/2024	18:45	48.9	51.9		53.1	56.1	44.2	47.2
19/1/2024	18:50	49.5	52.5		54.1	57.1	44.9	47.9
19/1/2024	18:55	51.2	54.2		55.6	58.6	47.2	50.2
			Mean	53.0				
			Maximum	68.4				
			Minimum	49.8				

Date	Start Time	Leq (5mins)	Leq (5mins)*	Leq (30mins)	L10 (5mins)	L10 (5mins)*	L90 (5mins)	L90 (5mins)*
20/1/2024	07:00	48.4	51.4		50.2	53.2	46.5	49.5
20/1/2024	07:05	48.8	51.8		51.0	54.0	46.9	49.9
20/1/2024	07:10	48.5	51.5	50.5	50.7	53.7	46.1	49.1
20/1/2024	07:15	46.3	49.3		48.2	51.2	44.5	47.5
20/1/2024	07:20	46.6	49.6		48.6	51.6	44.6	47.6
20/1/2024	07:25	45.5	48.5		47.7	50.7	43.3	46.3
20/1/2024	07:30	44.9	47.9		46.7	49.7	42.9	45.9
20/1/2024	07:35	45.0	48.0		47.6	50.6	42.9	45.9
20/1/2024	07:40	48.1	51.1	54.7	50.7	53.7	45.4	48.4
20/1/2024	07:45	48.1	51.1		50.8	53.8	46.0	49.0
20/1/2024	07:50	56.6	59.6		58.8	61.8	54.0	57.0
20/1/2024	07:55	53.6	56.6		55.8	58.8	51.2	54.2
20/1/2024	08:00	48.8	51.8		51.5	54.5	46.1	49.1
20/1/2024	08:05	53.5	56.5		55.6	58.6	50.8	53.8
20/1/2024	08:10	51.4	54.4	53.9	53.5	56.5	48.9	51.9
20/1/2024	08:15	52.1	55.1		54.5	57.5	50.0	53.0
20/1/2024	08:20	50.2	53.2		52.6	55.6	47.9	50.9
20/1/2024	08:25	45.8	48.8		48.9	51.9	43.5	46.5
20/1/2024	08:30	49.3	52.3		51.9	54.9	46.8	49.8
20/1/2024	08:35	50.0	53.0		53.1	56.1	47.3	50.3
20/1/2024	08:40	44.9	47.9	50.7	47.8	50.8	41.8	44.8
20/1/2024	08:45	45.0	48.0		48.0	51.0	42.6	45.6
20/1/2024	08:50	45.3	48.3		47.7	50.7	42.7	45.7
20/1/2024	08:55	48.6	51.6		51.4	54.4	45.8	48.8
20/1/2024	09:00	44.8	47.8		47.1	50.1	41.8	44.8
20/1/2024	09:05	45.4	48.4		48.2	51.2	42.8	45.8
20/1/2024	09:10	46.4	49.4	49.9	49.3	52.3	43.4	46.4
20/1/2024	09:15	46.6	49.6		49.6	52.6	43.7	46.7
20/1/2024	09:20	45.7	48.7		48.8	51.8	43.4	46.4
20/1/2024	09:25	50.0	53.0		53.0	56.0	47.6	50.6
20/1/2024	09:30	52.1	55.1		55.1	58.1	49.0	52.0
20/1/2024	09:35	46.0	49.0		48.3	51.3	42.9	45.9
20/1/2024	09:40	50.6	53.6	55.8	53.5	56.5	48.2	51.2
20/1/2024	09:45	56.6	59.6		59.4	62.4	54.1	57.1
20/1/2024	09:50	54.3	57.3		56.6	59.6	52.0	55.0
20/1/2024	09:55	50.4	53.4		53.2	56.2	47.3	50.3
20/1/2024	10:00	50.7	53.7		53.7	56.7	48.0	51.0
20/1/2024	10:05	52.1	55.1		54.5	57.5	49.8	52.8
20/1/2024	10:10	51.1	54.1	53.7	53.4	56.4	48.0	51.0
20/1/2024	10:15	50.1	53.1		53.1	56.1	47.5	50.5
20/1/2024	10:20	49.3	52.3		52.6	55.6	45.9	48.9
20/1/2024	10:25	50.4	53.4		53.6	56.6	46.8	49.8
20/1/2024	10:30	52.5	55.5		55.6	58.6	49.6	52.6
20/1/2024	10:35	52.1	55.1		55.6	58.6	48.9	51.9
20/1/2024	10:40	51.1	54.1	53.6	54.4	57.4	47.6	50.6
20/1/2024	10:45	48.6	51.6		52.1	55.1	45.4	48.4
20/1/2024	10:50	49.5	52.5		52.5	55.5	46.1	49.1
20/1/2024	10:55	47.5	50.5		50.9	53.9	44.4	47.4
20/1/2024	11:00	46.8	49.8		50.3	53.3	44.1	47.1
20/1/2024	11:05	47.9	50.9		51.0	54.0	45.2	48.2
20/1/2024	11:10	45.2	48.2	49.5	48.8	51.8	42.5	45.5
20/1/2024	11:15	47.0	50.0		50.2	53.2	44.0	47.0
20/1/2024	11:20	45.8	48.8		48.9	51.9	42.7	45.7
20/1/2024	11:25	46.0	49.0		48.7	51.7	43.3	46.3
20/1/2024	11:30	45.5	48.5		48.4	51.4	42.4	45.4
20/1/2024	11:35	44.3	47.3		47.0	50.0	41.6	44.6
20/1/2024	11:40	44.1	47.1	51.0	47.0	50.0	41.0	44.0
20/1/2024	11:45	45.7	48.7		48.5	51.5	43.0	46.0
20/1/2024	11:50	45.8	48.8		48.7	51.7	42.7	45.7
20/1/2024	11:55	53.3	56.3		56.3	59.3	50.6	53.6
20/1/2024	12:00	52.2	55.2		55.3	58.3	49.4	52.4
20/1/2024	12:05	50.1	53.1		52.8	55.8	47.1	50.1
20/1/2024	12:10	50.0	53.0	53.4	53.1	56.1	47.3	50.3
20/1/2024	12:15	49.9	52.9		52.6	55.6	46.8	49.8
20/1/2024	12:20	49.9	52.9		52.7	55.7	47.1	50.1
20/1/2024	12:25	50.0	53.0		52.8	55.8	47.3	50.3
20/1/2024	12:30	51.2	54.2		54.2	57.2	47.9	50.9
20/1/2024	12:35	50.1	53.1		53.3	56.3	47.3	50.3
20/1/2024	12:40	57.2	60.2	56.7	60.3	63.3	54.4	57.4
20/1/2024	12:45	51.1	54.1		53.9	56.9	48.3	51.3
20/1/2024	12:50	53.1	56.1		56.0	59.0	49.9	52.9
20/1/2024	12:55	54.8	57.8		57.6	60.6	52.0	55.0
20/1/2024	13:00	55.0	58.0		57.8	60.8	51.9	54.9
20/1/2024	13:05	54.7	57.7		58.0	61.0	52.0	55.0
20/1/2024	13:10	52.9	55.9	56.6	55.7	58.7	49.7	52.7
20/1/2024	13:15	53.1	56.1		56.3	59.3	49.8	52.8
20/1/2024	13:20	52.7	55.7		55.9	58.9	50.0	53.0
20/1/2024	13:25	52.3	55.3		55.1	58.1	49.1	52.1
20/1/2024	13:30	52.0	55.0		55.4	58.4	49.2	52.2
20/1/2024	13:35	51.4	54.4		54.3	57.3	48.6	51.6
20/1/2024	13:40	51.5	54.5	54.6	54.8	57.8	48.1	51.1
20/1/2024	13:45	51.5	54.5		54.8	57.8	48.4	51.4
20/1/2024	13:50	51.7	54.7		54.8	57.8	48.7	51.7
20/1/2024	13:55	51.3	54.3		54.1	57.1	48.6	51.6
20/1/2024	14:00	51.6	54.6		54.2	57.2	49.0	52.0
20/1/2024	14:05	51.8	54.8		54.8	57.8	49.2	52.2
20/1/2024	14:10	52.7	55.7	55.3	55.4	58.4	49.6	52.6
20/1/2024	14:15	52.5	55.5		55.6	58.6	49.5	52.5
20/1/2024	14:20	51.8	54.8		55.9	58.9	47.8	50.8
20/1/2024	14:25	53.5	56.5		57.3	60.3	49.4	52.4
20/1/2024	14:30	52.3	55.3		56.1	59.1	48.1	51.1
20/1/2024	14:35	51.3	54.3		55.3	58.3	47.1	50.1
20/1/2024	14:40	52.8	55.8	54.7	56.7	59.7	48.7	51.7
20/1/2024	14:45	52.8	55.8		56.5	59.5	48.9	51.9
20/1/2024	14:50	52.3	55.3		56.4	59.4	48.7	51.7
20/1/2024	14:55	45.6	48.6		49.8	52.8	41.3	44.3
20/1/2024	15:00	45.0	48.0		48.6	51.6	41.0	44.0
20/1/2024	15:05	45.4	48.4		49.3	52.3	41.1	44.1
20/1/2024	15:10	45.4	48.4	48.5	49.2	52.2	41.4	44.4
20/1/2024	15:15	45.9	48.9		50.2	53.2	42.1	45.1
20/1/2024	15:20	45.3	48.3		49.4	52.4	41.4	44.4
20/1/2024	15:25	46.1	49.1		50.8	53.8	42.1	45.1
20/1/2024	15:30	45.6	48.6		49.8	52.8	41.5	44.5
20/1/2024	15:35	45.8	48.8		50.5	53.5	41.7	44.7
20/1/2024	15:40	45.5	48.5	48.8	50.2	53.2	41.1	44.1
20/1/2024	15:45	46.8	49.8		51.0	54.0	42.9	45.9
20/1/2024	15:50	45.6	48.6		49.5	52.5	41.1	44.1
20/1/2024	15:55	45.5	48.5		49.4	52.4	41.6	44.6
20/1/2024	16:00	45.7	48.7		50.2	53.2	41.6	44.6
20/1/2024	16:05	45.7	48.7		49.6	52.6	41.2	44.2
20/1/2024	16:10	49.5	52.5	50.2	53.7	56.7	45.5	48.5
20/1/2024	16:15	46.7	49.7		51.1	54.1	42.1	45.1
20/1/2024	16:20	47.1	50.1		51.1	54.1	42.4	45.4
20/1/2024	16:25	47.4	50.4		51.8	54.8	43.2	46.2
20/1/2024	16:30	47.1	50.1		51.6	54.6	42.9	45.9
20/1/2024	16:35	46.6	49.6		51.3	54.3	42.7	45.7
20/1/2024	16:40	47.5	50.5	49.9	51.8	54.8	42.8	45.8
20/1/2024	16:45	47.4	50.4		51.5	54.5	42.7	45.7
20/1/2024	16:50	47.6	50.6		52.1	55.1	43.4	46.4
20/1/2024	16:55	44.5	47.5		48.9	51.9	39.9	42.9
20/1/2024	17:00	44.5	47.5		48.6	51.6	39.9	42.9
20/1/2024	17:05	44.6	47.6		49.3	52.3	40.6	43.6
20/1/2024	17:10	44.5	47.5	47.6	48.8	51.8	40.2	43.2
20/1/2024	17:15	44.5	47.5		48.7	51.7	40.3	43.3
20/1/2024	17:20	44.8	47.8		49.2	52.2	40.5	43.5
20/1/2024	17:25	44.9	47.9		49.6	52.6	40.3	43.3
20/1/2024	17:30	45.4	48.4		49.6	52.6	41.1	44.1
20/1/2024	17:35	44.4	47.4		49.0	52.0	40.0	43.0
20/1/2024	17:40	45.1	48.1	50.0	49.2	52.2	40.5	43.5
20/1/2024	17:45	45.8	48.8		50.5	53.5	41.8	44.8
20/1/2024	17:50	45.6	48.6		50.2	53.2	41.6	44.6
20/1/2024	17:55	51.3	54.3		55.3	58.3	47.0	50.0
20/1/2024	18:00	53.1	56.1		57.3	60.3	49.0	52.0
20/1/2024	18:05	52.1	55.1		56.6	59.6	48.0	51.0
20/1/2024	18:10	51.4	54.4	54.7	55.3	58.3	47.2	50.2
20/1/2024	18:15	51.0	54.0		55.3	58.3	46.4	49.4
20/1/2024	18:20	51.0	54.0		55.1	58.1	46.8	49.8
20/1/2024	18:25	51.5	54.5		56.0	59.0	47.3	50.3
20/1/2024	18:30	51.8	54.8		56.1	59.1	47.7	50.7
20/1/2024	18:35	51.5	54.5		56.2	59.2	47.6	50.6
20/1/2024	18:40	52.8	55.8	54.4	57.2	60.2	48.8	51.8
20/1/2024	18:45	52.0	55.0		56.1	59.1	47.4	50.4
20/1/2024	18:50	51.3	54.3		55.3	58.3	46.7	49.7
20

Station: LFT_M3A

Remark: *For Free Field measurement, +3 dB(A) was added to the measured results.

Date	Start Time	Leq (5mins)	Leq (5mins)*	Leq (30mins)	L10 (5mins)	L10 (5mins)*	L90 (5mins)	L90 (5mins)*
21/1/2024	07:00	47.2	50.2		49.6	52.6	45.0	48.0
21/1/2024	07:05	46.9	49.9		49.3	52.3	45.0	48.0
21/1/2024	07:10	45.9	48.9	49.3	48.0	51.0	43.8	46.8
21/1/2024	07:15	45.8	48.8		47.7	50.7	43.8	46.8
21/1/2024	07:20	45.6	48.6		47.5	50.5	43.7	46.7
21/1/2024	07:25	46.0	49.0		47.8	50.8	43.7	46.7
21/1/2024	07:30	45.9	48.9		48.3	51.3	43.6	46.6
21/1/2024	07:35	45.8	48.8		48.0	51.0	43.4	46.4
21/1/2024	07:40	45.6	48.6	49.9	48.2	51.2	43.5	46.5
21/1/2024	07:45	45.8	48.8		48.5	51.5	43.2	46.2
21/1/2024	07:50	46.3	49.3		48.9	51.9	43.8	46.8
21/1/2024	07:55	50.1	53.1		52.7	55.7	47.8	50.8
21/1/2024	08:00	55.5	58.5		58.2	61.2	53.1	56.1
21/1/2024	08:05	50.2	53.2		52.3	55.3	47.5	50.5
21/1/2024	08:10	46.5	49.5	53.4	48.6	51.6	43.8	46.8
21/1/2024	08:15	47.2	50.2		49.3	52.3	45.0	48.0
21/1/2024	08:20	46.6	49.6		49.3	52.3	44.4	47.4
21/1/2024	08:25	46.9	49.9		49.6	52.6	44.1	47.1
21/1/2024	08:30	46.7	49.7		49.5	52.5	43.8	46.8
21/1/2024	08:35	46.9	49.9		49.3	52.3	44.4	47.4
21/1/2024	08:40	47.7	50.7	50.3	50.1	53.1	44.6	47.6
21/1/2024	08:45	47.0	50.0		50.1	53.1	44.7	47.7
21/1/2024	08:50	47.8	50.8		50.2	53.2	45.4	48.4
21/1/2024	08:55	47.6	50.6		50.6	53.6	45.1	48.1
21/1/2024	09:00	47.2	50.2		50.0	53.0	44.7	47.7
21/1/2024	09:05	46.5	49.5		49.3	52.3	43.8	46.8
21/1/2024	09:10	47.3	50.3	51.4	50.0	53.0	44.2	47.2
21/1/2024	09:15	49.9	52.9		52.5	55.5	47.2	50.2
21/1/2024	09:20	50.2	53.2		53.0	56.0	47.4	50.4
21/1/2024	09:25	48.1	51.1		51.0	54.0	45.6	48.6
21/1/2024	09:30	49.7	52.7		52.8	55.8	47.2	50.2
21/1/2024	09:35	47.7	50.7		50.1	53.1	44.7	47.7
21/1/2024	09:40	46.6	49.6	51.4	49.5	52.5	44.2	47.2
21/1/2024	09:45	47.0	50.0		49.3	52.3	44.7	47.7
21/1/2024	09:50	46.8	49.8		49.6	52.6	43.8	46.8
21/1/2024	09:55	50.9	53.9		53.9	56.9	48.1	51.1
21/1/2024	10:00	49.9	52.9		53.0	56.0	47.6	50.6
21/1/2024	10:05	45.8	48.8		48.2	51.2	43.3	46.3
21/1/2024	10:10	48.3	51.3	50.5	51.1	54.1	45.4	48.4
21/1/2024	10:15	47.1	50.1		49.4	52.4	44.2	47.2
21/1/2024	10:20	44.9	47.9		48.0	51.0	42.2	45.2
21/1/2024	10:25	47.2	50.2		50.7	53.7	44.0	47.0
21/1/2024	10:30	46.0	49.0		49.5	52.5	43.3	46.3
21/1/2024	10:35	48.0	51.0		51.2	54.2	45.2	48.2
21/1/2024	10:40	49.0	52.0	49.7	51.7	54.7	45.9	48.9
21/1/2024	10:45	47.3	50.3		50.5	53.5	43.7	46.7
21/1/2024	10:50	44.2	47.2		47.3	50.3	40.9	43.9
21/1/2024	10:55	42.9	45.9		46.5	49.5	40.0	43.0
21/1/2024	11:00	43.3	46.3		46.9	49.9	39.8	42.8
21/1/2024	11:05	45.0	48.0		48.4	51.4	42.3	45.3
21/1/2024	11:10	45.4	48.4	47.2	48.4	51.4	42.6	45.6
21/1/2024	11:15	44.1	47.1		47.3	50.3	41.4	44.4
21/1/2024	11:20	43.5	46.5		46.5	49.5	40.5	43.5
21/1/2024	11:25	43.4	46.4		46.4	49.4	40.6	43.6
21/1/2024	11:30	42.8	45.8		45.7	48.7	40.1	43.1
21/1/2024	11:35	43.3	46.3		46.3	49.3	40.5	43.5
21/1/2024	11:40	43.9	46.9	46.6	46.8	49.8	41.1	44.1
21/1/2024	11:45	43.4	46.4		46.4	49.4	40.4	43.4
21/1/2024	11:50	43.9	46.9		46.8	49.8	40.9	43.9
21/1/2024	11:55	44.3	47.3		47.4	50.4	41.5	44.5
21/1/2024	12:00	44.3	47.3		47.3	50.3	41.2	44.2
21/1/2024	12:05	50.5	53.5		53.6	56.6	47.5	50.5
21/1/2024	12:10	44.7	47.7	49.2	47.5	50.5	41.6	44.6
21/1/2024	12:15	44.2	47.2		46.9	49.9	41.5	44.5
21/1/2024	12:20	44.7	47.7		47.6	50.6	41.5	44.5
21/1/2024	12:25	44.5	47.5		47.3	50.3	41.7	44.7
21/1/2024	12:30	46.1	49.1		49.0	52.0	43.1	46.1
21/1/2024	12:35	49.0	52.0		51.8	54.8	46.1	49.1
21/1/2024	12:40	50.7	53.7	52.7	53.8	56.8	47.8	50.8
21/1/2024	12:45	50.3	53.3		53.3	56.3	47.2	50.2
21/1/2024	12:50	50.1	53.1		53.2	56.2	47.4	50.4
21/1/2024	12:55	50.4	53.4		53.6	56.6	47.6	50.6
21/1/2024	13:00	50.4	53.4		53.1	56.1	47.7	50.7
21/1/2024	13:05	50.7	53.7		53.6	56.6	47.5	50.5
21/1/2024	13:10	50.2	53.2	53.2	52.9	55.9	47.2	50.2
21/1/2024	13:15	49.9	52.9		52.7	55.7	46.8	49.8
21/1/2024	13:20	50.0	53.0		53.1	56.1	46.7	49.7
21/1/2024	13:25	50.0	53.0		53.0	56.0	46.6	49.6
21/1/2024	13:30	50.4	53.4		53.6	56.6	47.8	50.8
21/1/2024	13:35	50.7	53.7		53.7	56.7	48.1	51.1
21/1/2024	13:40	50.9	53.9	53.9	53.6	56.6	47.9	50.9
21/1/2024	13:45	50.7	53.7		53.5	56.5	48.0	51.0
21/1/2024	13:50	51.3	54.3		54.7	57.7	48.0	51.0
21/1/2024	13:55	51.2	54.2		53.8	56.8	48.0	51.0
21/1/2024	14:00	51.1	54.1		54.2	57.2	48.4	51.4
21/1/2024	14:05	50.7	53.7		53.6	56.6	47.9	50.9
21/1/2024	14:10	51.0	54.0	53.8	54.1	57.1	47.6	50.6
21/1/2024	14:15	50.8	53.8		53.5	56.5	48.0	51.0
21/1/2024	14:20	50.8	53.8		54.8	57.8	46.5	49.5
21/1/2024	14:25	50.4	53.4		54.0	57.0	46.6	49.6
21/1/2024	14:30	50.9	53.9		55.2	58.2	46.8	49.8
21/1/2024	14:35	50.8	53.8		54.8	57.8	47.2	50.2
21/1/2024	14:40	50.6	53.6	53.2	54.3	57.3	46.4	49.4
21/1/2024	14:45	50.7	53.7		54.9	57.9	46.5	49.5
21/1/2024	14:50	50.6	53.6		54.7	57.7	46.9	49.9
21/1/2024	14:55	45.3	48.3		49.1	52.1	41.2	44.2
21/1/2024	15:00	45.3	48.3		48.9	51.9	41.5	44.5
21/1/2024	15:05	45.3	48.3		49.2	52.2	41.7	44.7
21/1/2024	15:10	45.6	48.6	48.4	49.4	52.4	41.5	44.5
21/1/2024	15:15	45.1	48.1		49.0	52.0	41.3	44.3
21/1/2024	15:20	45.2	48.2		49.5	52.5	40.7	43.7
21/1/2024	15:25	45.6	48.6		50.0	53.0	41.7	44.7
21/1/2024	15:30	45.6	48.6		49.9	52.9	41.5	44.5
21/1/2024	15:35	45.4	48.4		49.3	52.3	40.8	43.8
21/1/2024	15:40	45.9	48.9	48.7	50.0	53.0	42.0	45.0
21/1/2024	15:45	45.4	48.4		49.7	52.7	41.5	44.5
21/1/2024	15:50	46.2	49.2		50.7	53.7	41.5	44.5
21/1/2024	15:55	45.6	48.6		49.8	52.8	41.1	44.1
21/1/2024	16:00	45.8	48.8		50.0	53.0	41.9	44.9
21/1/2024	16:05	46.2	49.2		50.3	53.3	42.1	45.1
21/1/2024	16:10	45.5	48.5	48.8	49.5	52.5	41.1	44.1
21/1/2024	16:15	45.8	48.8		49.7	52.7	41.7	44.7
21/1/2024	16:20	45.7	48.7		50.2	53.2	41.7	44.7
21/1/2024	16:25	45.5	48.5		49.9	52.9	41.2	44.2
21/1/2024	16:30	45.4	48.4		49.7	52.7	40.9	43.9
21/1/2024	16:35	46.2	49.2		50.1	53.1	42.0	45.0
21/1/2024	16:40	45.6	48.6	48.5	49.7	52.7	41.5	44.5
21/1/2024	16:45	46.3	49.3		50.9	53.9	41.6	44.6
21/1/2024	16:50	45.3	48.3		49.7	52.7	41.0	44.0
21/1/2024	16:55	43.8	46.8		47.9	50.9	39.6	42.6
21/1/2024	17:00	43.6	46.6		48.2	51.2	39.3	42.3
21/1/2024	17:05	44.7	47.7		49.4	52.4	40.5	43.5
21/1/2024	17:10	44.7	47.7	47.4	48.7	51.7	40.2	43.2
21/1/2024	17:15	43.9	46.9		48.0	51.0	39.6	42.6
21/1/2024	17:20	44.7	47.7		49.4	52.4	40.1	43.1
21/1/2024	17:25	44.8	47.8		49.2	52.2	40.2	43.2
21/1/2024	17:30	45.3	48.3		49.8	52.8	40.8	43.8
21/1/2024	17:35	44.8	47.8		49.5	52.5	40.4	43.4
21/1/2024	17:40	45.1	48.1	50.1	49.6	52.6	41.0	44.0
21/1/2024	17:45	44.6	47.6		48.5	51.5	40.4	43.4
21/1/2024	17:50	48.2	51.2		52.7	55.7	43.7	46.7
21/1/2024	17:55	50.6	53.6		54.6	57.6	46.3	49.3
21/1/2024	18:00	50.4	53.4		55.0	58.0	46.0	49.0
21/1/2024	18:05	51.1	54.1		55.5	58.5	46.9	49.9
21/1/2024	18:10	51.1	54.1	53.8	55.3	58.3	46.5	49.5
21/1/2024	18:15	50.5	53.5		54.5	57.5	46.3	49.3
21/1/2024	18:20	50.7	53.7		54.7	57.7	46.5	49.5
21/1/2024	18:25	51.0	54.0		55.2	58.2	46.5	49.5
21/1/2024	18:30	50.9	53.9		54.8	57.8	46.2	49.2
21/1/2024	18:35	50.5	53.5		54.8	57.8	45.9	48.9
21/1/2024	18:40	50.9	53.9	53.5	55.6	58.6	46.7	49.7
21/1/2024	18:45	51.0	54.0		55.7	58.7	46.7	49.7
21/1/2024	18:50	51.2	54.2		55.3	58.3	47.3	50.3
21/1/2024	18:55	47.9	50.9		52.1	55.1	43.5	46.5
			Mean	50.6				
			Maximum	53.9				
			Minimum	46.6				

Date	Start Time	Leq (5mins)	Leq (5mins)*	Leq (30mins)	L10 (5mins)	L10 (5mins)*	L90 (5mins)	L90 (5mins)*
22/1/2024	07:00	45.2	48.2		47.5	50.5	43.2	46.2
22/1/2024	07:05	45.0	48.0		47.2	50.2	42.7	45.7
22/1/2024	07:10	45.2	48.2	48.7	47.3	50.3	42.9	45.9
22/1/2024	07:15	45.3	48.3		47.3	50.3	42.9	45.9
22/1/2024	07:20	45.2	48.2		47.6	50.6	43.1	46.1
22/1/2024	07:25	47.8	50.8		49.7	52.7	45.7	48.7
22/1/2024	07:30	47.6	50.6		49.5	52.5	45.3	48.3
22/1/2024	07:35	47.8	50.8		50.2	53.2	45.6	48.6
22/1/2024	07:40	48.0	51.0	50.8	50.2	53.2	45.8	48.8
22/1/2024	07:45	47.8	50.8		50.1	53.1	45.7	48.7
22/1/2024	07:50	47.8	50.8		50.2	53.2	45.7	48.7
22/1/2024	07:55	48.0	51.0		50.6	53.6	45.6	48.6
22/1/2024	08:00	47.9	50.9		50.1	53.1	45.4	48.4
22/1/2024	08:05	47.9	50.9		50.1	53.1	45.8	48.8
22/1/2024	08:10	48.0	51.0	50.9	50.6	53.6	45.4	48.4
22/1/2024	08:15	47.9	50.9		50.1	53.1	45.7	48.7
22/1/2024	08:20	48.1	51.1		50.2	53.2	45.9	48.9
22/1/2024	08:25	47.9	50.9		50.5	53.5	45.3	48.3
22/1/2024	08:30	48.1	51.1		50.5	53.5	45.3	48.3
22/1/2024	08:35	48.6	51.6		50.9	53.9	45.9	48.9
22/1/2024	08:40	48.0	51.0	51.2	50.5	53.5	45.3	48.3
22/1/2024	08:45	48.3	51.3		50.6	53.6	45.8	48.8
22/1/2024	08:50	48.1	51.1		50.4	53.4	45.7	48.7
22/1/2024	08:55	48.0	51.0		50.7	53.7	45.5	48.5
22/1/2024	09:00	48.5	51.5		51.0	54.0	45.6	48.6
22/1/2024	09:05	48.6	51.6		51.0	54.0	46.3	49.3
22/1/2024	09:10	47.8	50.8	51.4	50.8	53.8	45.4	48.4
22/1/2024	09:15	48.1	51.1		51.0	54.0	45.2	48.2
22/1/2024	09:20	48.2	51.2		50.8	53.8	45.5	48.5
22/1/2024	09:25	49.2	52.2		51.6	54.6	46.7	49.7
22/1/2024	09:30	50.9	53.9		53.9	56.9	48.2	51.2
22/1/2024	09:35	50.8	53.8		53.8	56.8	48.5	51.5
22/1/2024	09:40	50.6	53.6	53.7	53.2	56.2	47.6	50.6
22/1/2024	09:45	51.1	54.1		53.4	56.4	48.5	51.5
22/1/2024	09:50	50.4	53.4		53.2	56.2	47.8	50.8
22/1/2024	09:55	50.0	53.0		52.3	55.3	47.6	50.6
22/1/2024	10:00	50.7	53.7		53.2	56.2	48.1	51.1
22/1/2024	10:05	50.7	53.7		53.2	56.2	47.9	50.9
22/1/2024	10:10	51.5	54.5	52.9	54.0	57.0	48.9	51.9
22/1/2024	10:15	49.4	52.4		52.0	55.0	46.3	49.3
22/1/2024	10:20	47.7	50.7		51.0	54.0	44.8	47.8
22/1/2024	10:25	48.0	51.0		51.2	54.2	45.3	48.3
22/1/2024	10:30	44.7	47.7		47.5	50.5	41.7	44.7
22/1/2024	10:35	45.1	48.1		48.2	51.2	41.7	44.7
22/1/2024	10:40	45.3	48.3	51.3	48.2	51.2	41.9	44.9
22/1/2024	10:45	49.7	52.7		52.6	55.6	46.3	49.3
22/1/2024	10:50	50.1	53.1		52.9	55.9	47.4	50.4
22/1/2024	10:55	50.6	53.6		53.8	56.8	47.7	50.7
22/1/2024	11:00	49.3	52.3		52.2	55.2	46.5	49.5
22/1/2024	11:05	51.4	54.4		54.5	57.5	48.5	51.5
22/1/2024	11:10	45.0	48.0	50.8	48.5	51.5	41.5	44.5
22/1/2024	11:15	46.0	49.0		49.6	52.6	43.1	46.1
22/1/2024	11:20	46.7	49.7		49.4	52.4	44.0	47.0
22/1/2024	11:25	44.2	47.2		47.0	50.0	41.1	44.1
22/1/2024	11:30	44.3	47.3		47.4	50.4	41.2	44.2
22/1/2024	11:35	45.6	48.6		48.4	51.4	42.8	45.8
22/1/2024	11:40	44.7	47.7	49.5	47.5	50.5	41.9	44.9
22/1/2024	11:45	44.9	47.9		47.7	50.7	42.1	45.1
22/1/2024	11:50	44.1	47.1		46.8	49.8	41.1	44.1
22/1/2024	11:55	50.8	53.8		53.7	56.7	47.9	50.9
22/1/2024	12:00	50.7	53.7		53.4	56.4	47.6	50.6
22/1/2024	12:05	44.2	47.2		47.2	50.2	41.4	44.4
22/1/2024	12:10	44.7	47.7	52.6	47.4	50.4	41.8	44.8
22/1/2024	12:15	51.0	54.0		53.7	56.7	48.1	51.1
22/1/2024	12:20	50.8	53.8		53.5	56.5	48.0	51.0
22/1/2024	12:25	51.0	54.0		54.0	57.0	48.3	51.3
22/1/2024	12:30	50.8	53.8		53.9	56.9	47.5	50.5
22/1/2024	12:35	50.7	53.7		53.7	56.7	47.4	50.4
22/1/2024	12:40	51.0	54.0	53.9	54.0	57.0	48.3	51.3
22/1/2024	12:45	51.1	54.1		54.1	57.1	47.8	50.8
22/1/2024	12:50	50.9	53.9		53.6	56.6	48.2	51.2
22/1/2024	12:55	51.0	54.0		54.3	57.3	47.9	50.9
22/1/2024	13:00	50.5	53.5		53.2	56.2	47.8	50.8
22/1/2024	13:05	50.3	53.3		53.4	56.4	47.4	50.4
22/1/2024	13:10	50.6	53.6	53.4	53.5	56.5	47.7	50.7
22/1/2024	13:15	50.8	53.8		53.6	56.6	48.1	51.1
22/1/2024	13:20	48.5	51.5		51.6	54.6	45.7	48.7
22/1/2024	13:25	51.1	54.1		54.0	57.0	47.8	50.8
22/1/2024	13:30	51.1	54.1		54.5	57.5	48.3	51.3
22/1/2024	13:35	50.8	53.8		54.0	57.0	47.6	50.6
22/1/2024	13:40	50.7	53.7	53.9	53.3	56.3	47.6	50.6
22/1/2024	13:45	50.9	53.9		53.5	56.5	48.0	51.0
22/1/2024	13:50	50.9	53.9		54.3	57.3	47.5	50.5
22/1/2024	13:55	50.8	53.8		54.1	57.1	47.4	50.4
22/1/2024	14:00	50.9	53.9		53.7	56.7	48.2	51.2
22/1/2024	14:05	51.0	54.0		53.6	56.6	48.1	51.1
22/1/2024	14:10	51.1	54.1	54.3	53.9	56.9	48.0	51.0
22/1/2024	14:15	51.1	54.1		54.5	57.5	48.2	51.2
22/1/2024	14:22	51.4	54.4		56.0	59.0	47.5	50.5
22/1/2024	14:27	52.2	55.2		56.2	59.2	48.0	51.0
22/1/2024	14:32	51.0	54.0		55.5	58.5	46.3	49.3
22/1/2024	14:37	51.6	54.6		55.8	58.8	47.5	50.5
22/1/2024	14:42	51.9	54.9	54.5	56.3	59.3	47.4	50.4
22/1/2024	14:47	51.7	54.7		56.1	59.1	47.6	50.6
22/1/2024	14:52	51.1	54.1		55.7	58.7	47.2	50.2
22/1/2024	14:57	51.8	54.8		56.4	59.4	47.8	50.8
22/1/2024	15:02	50.3	53.3		54.5	57.5	45.8	48.8
22/1/2024	15:07	51.3	54.3		55.5	58.5	47.4	50.4
22/1/2024	15:12	52.1	55.1	54.5	56.4	59.4	47.5	50.5
22/1/2024	15:17	52.1	55.1		56.5	59.5	48.0	51.0
22/1/2024	15:22	51.7	54.7		55.8	58.8	47.6	50.6
22/1/2024	15:27	51.5	54.5		56.2	59.2	46.8	49.8
22/1/2024	15:32	51.7	54.7		56.1	59.1	47.3	50.3
22/1/2024	15:37	51.6	54.6		55.9	58.9	47.3	50.3
22/1/2024	15:42	52.7	55.7	54.6	56.6	59.6	48.5	51.5
22/1/2024	15:47	52.4	55.4		56.6	59.6	48.1	51.1
22/1/2024	15:52	51.4	54.4		55.4	58.4	46.9	49.9
22/1/2024	15:57	48.4	51.4		52.4	55.4	43.7	46.7
22/1/2024	16:02	48.8	51.8		53.3	56.3	44.2	47.2
22/1/2024	16:07	50.4	53.4		54.3	57.3	46.2	49.2
22/1/2024	16:12	48.4	51.4	52.0	52.9	55.9	44.0	47.0
22/1/2024	16:17	48.3	51.3		52.5	55.5	43.7	46.7
22/1/2024	16:22	48.5	51.5		52.9	55.9	44.3	47.3
22/1/2024	16:27	49.2	52.2		53.7	56.7	45.3	48.3
22/1/2024	16:32	48.8	51.8		53.5	56.5	44.5	47.5
22/1/2024	16:37	51.1	54.1		55.3	58.3	46.9	49.9
22/1/2024	16:42	51.1	54.1	54.2	55.2	58.2	46.5	49.5
22/1/2024	16:47	52.1	55.1		56.7	59.7	48.1	51.1
22/1/2024	16:52	51.7	54.7		56.0	59.0	47.1	50.1
22/1/2024	16:57	51.9	54.9		55.9	58.9	47.4	50.4
22/1/2024	17:02	48.6	51.6		52.7	55.7	44.4	47.4
22/1/2024	17:07	48.3	51.3		52.9	55.9	43.6	46.6
22/1/2024	17:12	49.5	52.5	54.1	53.9	56.9	45.2	48.2
22/1/2024	17:17	48.2	51.2		52.2	55.2	43.5	46.5
22/1/2024	17:22	53.1	56.1		57.5	60.5	48.6	51.6
22/1/2024	17:27	54.3	57.3		58.6	61.6	49.8	52.8
22/1/2024	17:32	52.9	55.9		57.2	60.2	48.8	51.8
22/1/2024	17:37	44.6	47.6		48.9	51.9	40.2	43.2
22/1/2024	17:42	45.3	48.3	51.4	49.6	52.6	40.7	43.7
22/1/2024	17:47	47.8	50.8		51.9	54.9	43.1	46.1
22/1/2024	17:52	47.3	50.3		51.7	54.7	42.8	45.8
22/1/2024	17:57	46.7	49.7		51.4	54.4	42.6	45.6
22/1/2024	18:02	46.8	49.8		50.3	53.3	43.3	46.3
22/1/2024	18:07	45.7	48.7		49.7	52.7	41.6	44.6
22/1/2024	18:12	46.0	49.0	49.2	50.1	53.1	42.3	45.3
22/1/2024	18:17	44.7	47.7		48.9	51.9	40.4	43.4
22/1/2024	18:22	46.6	49.6		50.7	53.7	42.6	45.6
22/1/2024	18:27	47.1	50.1		51.3	54.3	43.4	46.4
22/1/2024	18:32	46.5	49.5		50.3	53.3	42.8	45.8
22/1/2024	18:37	46.6	49.6	49.6	50.1	53.1	42.4	45.4
22/1/2024	18:42	45.4	48.4		48.9	51.9	41.3	44.3
22/1/2024	18:47	45.7	48.7		49.4	52.4	41.9	44.9
22/1/2024

Station: LFT_M3A

Remark: *For Free Field measurement, +3 dB(A) was added to the measured results.

Date	Start Time	Leq (5mins)	Leq (5mins)*	Leq (30mins)	L10 (5mins)	L10 (5mins)*	L90 (5mins)	L90 (5mins)*
23/1/2024	07:02	47.2	50.2		49.9	52.9	45.1	48.1
23/1/2024	07:07	46.3	49.3		48.6	51.6	43.6	46.6
23/1/2024	07:12	49.0	52.0	51.2	51.6	54.6	46.9	49.9
23/1/2024	07:17	49.3	52.3		51.7	54.7	47.2	50.2
23/1/2024	07:22	49.0	52.0		51.5	54.5	46.2	49.2
23/1/2024	07:27	47.8	50.8		50.8	53.8	44.9	47.9
23/1/2024	07:32	50.8	53.8		53.4	56.4	48.3	51.3
23/1/2024	07:37	46.9	49.9		49.7	52.7	44.4	47.4
23/1/2024	07:42	46.2	49.2	51.0	49.0	52.0	43.8	46.8
23/1/2024	07:47	46.1	49.1		49.1	52.1	43.3	46.3
23/1/2024	07:52	47.7	50.7		50.4	53.4	45.2	48.2
23/1/2024	07:57	48.2	51.2		50.9	53.9	45.3	48.3
23/1/2024	08:02	46.3	49.3		49.1	52.1	43.7	46.7
23/1/2024	08:07	48.8	51.8		51.5	54.5	46.2	49.2
23/1/2024	08:12	46.7	49.7	49.6	49.4	52.4	44.4	47.4
23/1/2024	08:17	46.5	49.5		48.8	51.8	44.2	47.2
23/1/2024	08:22	45.0	48.0		48.0	51.0	42.5	45.5
23/1/2024	08:27	45.3	48.3		47.8	50.8	42.3	45.3
23/1/2024	08:32	48.6	51.6		51.0	54.0	46.1	49.1
23/1/2024	08:37	45.5	48.5		48.6	51.6	43.2	46.2
23/1/2024	08:42	44.1	47.1	53.6	46.5	49.5	41.1	44.1
23/1/2024	08:47	45.0	48.0		47.4	50.4	42.1	45.1
23/1/2024	08:52	46.8	49.8		49.3	52.3	44.0	47.0
23/1/2024	08:57	56.8	59.8		59.4	62.4	53.9	56.9
23/1/2024	09:02	46.4	49.4		49.4	52.4	44.0	47.0
23/1/2024	09:07	47.8	50.8		50.7	53.7	45.2	48.2
23/1/2024	09:12	46.1	49.1	49.7	48.9	51.9	43.8	46.8
23/1/2024	09:17	47.5	50.5		50.2	53.2	44.0	47.0
23/1/2024	09:22	47.3	50.3		50.1	53.1	44.6	47.6
23/1/2024	09:27	44.7	47.7		48.1	51.1	41.8	44.8
23/1/2024	09:32	44.0	47.0		47.2	50.2	40.7	43.7
23/1/2024	09:37	47.5	50.5		51.0	54.0	43.9	46.9
23/1/2024	09:42	45.2	48.2	48.7	47.9	50.9	41.8	44.8
23/1/2024	09:47	45.9	48.9		48.6	51.6	43.2	46.2
23/1/2024	09:52	44.9	47.9		47.8	50.8	41.4	44.4
23/1/2024	09:57	45.8	48.8		48.8	51.8	42.6	45.6
23/1/2024	10:02	46.2	49.2		49.5	52.5	43.0	46.0
23/1/2024	10:07	47.8	50.8		51.2	54.2	44.7	47.7
23/1/2024	10:12	44.8	47.8	48.7	48.1	51.1	41.5	44.5
23/1/2024	10:17	44.6	47.6		47.3	50.3	41.8	44.8
23/1/2024	10:22	44.3	47.3		47.4	50.4	41.4	44.4
23/1/2024	10:27	45.7	48.7		48.7	51.7	42.9	45.9
23/1/2024	10:32	46.8	49.8		49.6	52.6	43.8	46.8
23/1/2024	10:37	48.3	51.3		51.3	54.3	45.2	48.2
23/1/2024	10:42	49.0	52.0	51.9	51.9	54.9	46.1	49.1
23/1/2024	10:47	50.3	53.3		53.2	56.2	47.4	50.4
23/1/2024	10:52	50.0	53.0		53.1	56.1	47.0	50.0
23/1/2024	10:57	48.4	51.4		51.4	54.4	45.5	48.5
23/1/2024	11:02	48.8	51.8		51.8	54.8	45.7	48.7
23/1/2024	11:07	48.9	51.9		52.0	55.0	46.1	49.1
23/1/2024	11:12	49.0	52.0	50.9	51.9	54.9	46.3	49.3
23/1/2024	11:17	45.3	48.3		48.5	51.5	42.1	45.1
23/1/2024	11:22	46.3	49.3		49.0	52.0	43.1	46.1
23/1/2024	11:27	47.6	50.6		50.6	53.6	44.6	47.6
23/1/2024	11:32	49.1	52.1		51.9	54.9	46.1	49.1
23/1/2024	11:37	48.0	51.0		51.3	54.3	44.8	47.8
23/1/2024	11:42	44.1	47.1	51.3	47.4	50.4	40.9	43.9
23/1/2024	11:47	47.5	50.5		50.6	53.6	44.7	47.7
23/1/2024	11:52	43.5	46.5		46.5	49.5	40.2	43.2
23/1/2024	11:57	51.9	54.9		54.9	57.9	48.9	51.9
23/1/2024	12:02	43.9	46.9		46.7	49.7	40.6	43.6
23/1/2024	12:07	45.3	48.3		48.6	51.6	42.0	45.0
23/1/2024	12:12	45.3	48.3	51.1	48.2	51.2	42.1	45.1
23/1/2024	12:17	47.9	50.9		50.5	53.5	45.3	48.3
23/1/2024	12:22	51.7	54.7		54.3	57.3	48.7	51.7
23/1/2024	12:27	49.2	52.2		52.3	55.3	46.3	49.3
23/1/2024	12:32	49.7	52.7		52.8	55.8	46.4	49.4
23/1/2024	12:37	50.2	53.2		53.3	56.3	47.1	50.1
23/1/2024	12:42	45.3	48.3	52.2	48.6	51.6	42.0	45.0
23/1/2024	12:47	48.2	51.2		51.5	54.5	44.8	47.8
23/1/2024	12:52	48.7	51.7		52.1	55.1	45.7	48.7
23/1/2024	12:57	51.2	54.2		54.2	57.2	48.6	51.6
23/1/2024	13:02	50.6	53.6		53.4	56.4	47.4	50.4
23/1/2024	13:07	51.0	54.0		54.2	57.2	47.8	50.8
23/1/2024	13:12	50.8	53.8	53.8	53.6	56.6	47.5	50.5
23/1/2024	13:17	50.8	53.8		54.4	57.4	47.2	50.2
23/1/2024	13:22	50.7	53.7		54.4	57.4	47.1	50.1
23/1/2024	13:27	50.7	53.7		54.3	57.3	47.0	50.0
23/1/2024	13:32	50.8	53.8		55.0	58.0	46.6	49.6
23/1/2024	13:37	50.8	53.8		54.9	57.9	47.2	50.2
23/1/2024	13:42	50.9	53.9	53.2	54.6	57.6	47.2	50.2
23/1/2024	13:47	49.6	52.6		53.5	56.5	45.7	48.7
23/1/2024	13:52	49.6	52.6		53.7	56.7	45.5	48.5
23/1/2024	13:57	49.4	52.4		53.5	56.5	45.7	48.7
23/1/2024	14:02	49.4	52.4		53.7	56.7	45.2	48.2
23/1/2024	14:07	49.7	52.7		53.3	56.3	45.8	48.8
23/1/2024	14:12	49.7	52.7	52.1	53.9	56.9	45.8	48.8
23/1/2024	14:17	48.9	51.9		53.0	56.0	44.3	47.3
23/1/2024	14:22	48.6	51.6		53.1	56.1	44.6	47.6
23/1/2024	14:27	48.2	51.2		52.8	55.8	44.3	47.3
23/1/2024	14:32	48.3	51.3		53.0	56.0	44.2	47.2
23/1/2024	14:37	48.0	51.0		51.9	54.9	43.6	46.6
23/1/2024	14:42	47.8	50.8	51.0	51.9	54.9	43.1	46.1
23/1/2024	14:47	48.0	51.0		52.1	55.1	43.3	46.3
23/1/2024	14:52	47.9	50.9		52.3	55.3	43.7	46.7
23/1/2024	14:57	47.8	50.8		51.9	54.9	43.9	46.9
23/1/2024	15:02	47.6	50.6		51.9	54.9	43.3	46.3
23/1/2024	15:07	47.6	50.6		52.1	55.1	42.9	45.9
23/1/2024	15:12	47.6	50.6	52.2	51.9	54.9	43.2	46.2
23/1/2024	15:17	48.0	51.0		51.9	54.9	44.0	47.0
23/1/2024	15:22	51.0	54.0		55.7	58.7	46.9	49.9
23/1/2024	15:27	51.4	54.4		55.6	58.6	46.9	49.9
23/1/2024	15:32	52.0	55.0		56.4	59.4	47.8	50.8
23/1/2024	15:37	53.4	56.4		57.6	60.6	48.9	51.9
23/1/2024	15:42	53.3	56.3	55.8	57.6	60.6	49.0	52.0
23/1/2024	15:47	52.9	55.9		57.0	60.0	48.6	51.6
23/1/2024	15:52	52.8	55.8		57.0	60.0	48.5	51.5
23/1/2024	15:57	52.3	55.3		57.0	60.0	47.6	50.6
23/1/2024	16:02	52.9	55.9		56.9	59.9	48.4	51.4
23/1/2024	16:07	52.7	55.7		56.6	59.6	48.4	51.4
23/1/2024	16:12	53.2	56.2	55.9	57.3	60.3	48.8	51.8
23/1/2024	16:17	53.5	56.5		58.0	61.0	49.4	52.4
23/1/2024	16:22	53.3	56.3		57.2	60.2	49.2	52.2
23/1/2024	16:27	51.3	54.3		55.9	58.9	47.2	50.2
23/1/2024	16:32	51.0	54.0		55.6	58.6	46.3	49.3
23/1/2024	16:37	51.0	54.0		55.1	58.1	46.5	49.5
23/1/2024	16:42	49.0	52.0	51.5	53.2	56.2	44.5	47.5
23/1/2024	16:47	44.3	47.3		49.0	52.0	40.2	43.2
23/1/2024	16:52	45.8	48.8		50.3	53.3	41.8	44.8
23/1/2024	16:57	44.9	47.9		49.6	52.6	40.5	43.5
23/1/2024	17:02	44.9	47.9		49.2	52.2	40.9	43.9
23/1/2024	17:07	45.0	48.0		49.1	52.1	40.7	43.7
23/1/2024	17:12	45.2	48.2	53.1	49.4	52.4	40.5	43.5
23/1/2024	17:17	45.5	48.5		49.8	52.8	40.9	43.9
23/1/2024	17:22	46.7	49.7		50.9	53.9	42.7	45.7
23/1/2024	17:27	56.4	59.4		60.4	63.4	52.0	55.0
23/1/2024	17:32	64.3	67.3		68.2	71.2	59.9	62.9
23/1/2024	17:37	60.6	63.6		64.6	67.6	56.6	59.6
23/1/2024	17:42	53.1	56.1	61.4	57.2	60.2	49.0	52.0
23/1/2024	17:47	45.4	48.4		49.6	52.6	41.2	44.2
23/1/2024	17:52	46.4	49.4		50.8	53.8	42.5	45.5
23/1/2024	17:57	45.3	48.3		49.6	52.6	40.8	43.8
23/1/2024	18:02	46.1	49.1		50.0	53.0	42.6	45.6
23/1/2024	18:07	47.1	50.1		51.0	54.0	42.9	45.9
23/1/2024	18:12	46.1	49.1	49.9	49.8	52.8	42.6	45.6
23/1/2024	18:17	44.9	47.9		48.8	51.8	40.8	43.8
23/1/2024	18:22	45.1	48.1		49.3	52.3	41.0	44.0
23/1/2024	18:27	49.9	52.9		53.7	56.7	45.7	48.7
23/1/2024	18:32	45.2	48.2		49.4	52.4	41.6	44.6
23/1/2024	18:37	45.7	48.7		50.0	53.0	42.1	45.1
23/1/2024	18:42	45.7	48.7	48.8	49.4	52.4	42.1	45.1
23/1/2024	18:47	45.3	48.3		49.4	52.4	41.3	44.3
23/1/2024	18:52	45.3	48.3		49.0	52.0	41.4	44.4
23/1/2024	18:57	47.3	50.3		50.8	53.8	43.7	46.7
			Mean	52.0				
			Maximum	61.4				
			Minimum	48.7				

Date	Start Time	Leq (5mins)	Leq (5mins)*	Leq (30mins)	L10 (5mins)	L10 (5mins)*	L90 (5mins)	L90 (5mins)*
24/1/2024	07:02	46.8	49.8		49.5	52.5	44.6	47.6
24/1/2024	07:07	46.5	49.5		48.8	51.8	43.8	46.8
24/1/2024	07:12	46.4	49.4	50.4	48.5	51.5	44.1	47.1
24/1/2024	07:17	47.0	50.0		49.5	52.5	44.8	47.8
24/1/2024	07:22	46.9	49.9		49.4	52.4	44.2	47.2
24/1/2024	07:27	49.9	52.9		52.6	55.6	47.2	50.2
24/1/2024	07:32	46.9	49.9		50.0	53.0	44.5	47.5
24/1/2024	07:37	47.0	50.0		49.8	52.8	44.2	47.2
24/1/2024	07:42	47.7	50.7	50.3	50.3	53.3	44.9	47.9
24/1/2024	07:47	46.4	49.4		48.9	51.9	43.6	46.6
24/1/2024	07:52	46.6	49.6		49.4	52.4	43.6	46.6
24/1/2024	07:57	48.6	51.6		51.1	54.1	46.1	49.1
24/1/2024	08:02	48.1	51.1		51.1	54.1	45.0	48.0
24/1/2024	08:07	47.7	50.7		50.7	53.7	45.1	48.1
24/1/2024	08:12	46.8	49.8	52.1	49.8	52.8	44.2	47.2
24/1/2024	08:17	48.0	51.0		50.5	53.5	45.1	48.1
24/1/2024	08:22	52.3	55.3		54.7	57.7	49.3	52.3
24/1/2024	08:27	49.4	52.4		52.4	55.4	46.7	49.7
24/1/2024	08:32	47.7	50.7		50.4	53.4	44.9	47.9
24/1/2024	08:37	46.7	49.7		49.6	52.6	44.4	47.4
24/1/2024	08:42	47.7	50.7	50.4	50.6	53.6	44.8	47.8
24/1/2024	08:47	47.3	50.3		50.2	53.2	44.4	47.4
24/1/2024	08:52	48.0	51.0		50.3	53.3	45.1	48.1
24/1/2024	08:57	46.9	49.9		49.9	52.9	44.4	47.4
24/1/2024	09:02	46.9	49.9		49.5	52.5	44.4	47.4
24/1/2024	09:07	48.0	51.0		50.8	53.8	45.1	48.1
24/1/2024	09:12	48.4	51.4	51.3	51.5	54.5	46.0	49.0
24/1/2024	09:17	47.7	50.7		50.7	53.7	44.2	47.2
24/1/2024	09:22	47.9	50.9		51.0	54.0	45.0	48.0
24/1/2024	09:27	50.1	53.1		53.2	56.2	47.4	50.4
24/1/2024	09:32	50.8	53.8		54.0	57.0	47.9	50.9
24/1/2024	09:37	47.8	50.8		51.1	54.1	44.7	47.7
24/1/2024	09:42	48.7	51.7	51.6	52.2	55.2	46.0	49.0
24/1/2024	09:47	47.8	50.8		51.3	54.3	44.5	47.5
24/1/2024	09:52	48.0	51.0		50.8	53.8	45.2	48.2
24/1/2024	09:57	47.2	50.2		50.4	53.4	43.7	46.7
24/1/2024	10:05	47.1	50.1		50.2	53.2	44.2	47.2
24/1/2024	10:10	45.9	48.9		48.9	51.9	43.1	46.1
24/1/2024	10:15	44.9	47.9		47.9	50.9	41.9	44.9
24/1/2024	10:20	46.6	49.6		49.4	52.4	43.9	46.9
24/1/2024	10:25	46.2	49.2		49.2	52.2	43.2	46.2
24/1/2024	10:30	45.0	48.0		48.0	51.0	42.2	45.2
24/1/2024	10:35	47.1	50.1		50.2	53.2	44.4	47.4
24/1/2024	10:40	49.2	52.2	52.0	52.2	55.2	46.5	49.5
24/1/2024	10:45	53.4	56.4		56.4	59.4	50.7	53.7
24/1/2024	10:50	47.5	50.5		50.6	53.6	44.4	47.4
24/1/2024	10:55	45.8	48.8		48.7	51.7	42.7	45.7
24/1/2024	11:00	45.1	48.1		48.2	51.2	42.2	45.2
24/1/2024	11:05	45.5	48.5		48.2	51.2	42.6	45.6
24/1/2024	11:10	46.3	49.3	50.5	49.1	52.1	43.2	46.2
24/1/2024	11:15	45.3	48.3		48.2	51.2	42.3	45.3
24/1/2024	11:20	50.6	53.6		53.5	56.5	47.5	50.5
24/1/2024	11:25	49.1	52.1		52.2	55.2	46.2	49.2
24/1/2024	11:30	51.6	54.6		54.3	57.3	48.6	51.6
24/1/2024	11:35	46.3	49.3		49.0	52.0	43.2	46.2
24/1/2024	11:40	45.7	48.7	50.5	48.5	51.5	42.7	45.7
24/1/2024	11:45	46.4	49.4		49.5	52.5	43.5	46.5
24/1/2024	11:50	45.0	48.0		47.7	50.7	41.9	44.9
24/1/2024	11:55	45.6	48.6		48.8	51.8	42.8	45.8
24/1/2024	12:00	44.4	47.4		47.1	50.1	41.3	44.3
24/1/2024	12:05	49.8	52.8		52.7	55.7	46.7	49.7
24/1/2024	12:10	49.2	52.2	52.5	52.3	55.3	46.2	49.2
24/1/2024	12:15	47.1	50.1		50.3	53.3	44.3	47.3
24/1/2024	12:20	53.8	56.8		56.8	59.8	50.6	53.6
24/1/2024	12:25	45.7	48.7		48.9	51.9	42.7	45.7
24/1/2024	12:30	44.9	47.9		47.6	50.6	41.7	44.7
24/1/2024	12:35	50.4	53.4		53.7	56.7	47.7	50.7
24/1/2024	12:40	50.3	53.3	52.7	53.3	56.3	47.3	50.3
24/1/2024	12:45	51.8	54.8		54.6	57.6	48.9	51.9
24/1/2024	12:50	50.9	53.9		54.2	57.2	48.1	51.1
24/1/2024	12:55	46.3	49.3		49.7	52.7	43.3	46.3
24/1/2024	13:00	45.1	48.1		47.8	50.8	42.1	45.1
24/1/2024	13:05	44.7	47.7		47.3	50.3	41.9	44.9
24/1/2024	13:10	48.9	51.9	48.8	52.3	55.3	45.6	48.6
24/1/2024	13:15	44.7	47.7		47.7	50.7	42.0	45.0
24/1/2024	13:20	44.5	47.5		47.4	50.4	41.3	44.3
24/1/2024	13:25	44.7	47.7		48.0	51.0	41.5	44.5
24/1/2024	13:30	44.8	47.8		48.1	51.1	41.9	44.9
24/1/2024	13:35	44.8	47.8		47.5	50.5	41.5	44.5
24/1/2024	13:40	45.1	48.1	47.9	48.0	51.0	42.5	45.5
24/1/2024	13:45	44.7	47.7		47.3	50.3	41.9	44.9
24/1/2024	13:50	44.9	47.9		47.9	50.9	42.0	45.0
24/1/2024	13:55	45.0	48.0		48.9	51.9	41.3	44.3
24/1/2024	14:00	44.7	47.7		48.4	51.4	41.0	44.0
24/1/2024	14:05	45.4	48.4		49.7	52.7	41.8	44.8
24/1/2024	14:10	45.6	48.6	48.1	49.6	52.6	41.8	44.8
24/1/2024	14:15	45.1	48.1		49.2	52.2	41.0	44.0
24/1/2024	14:20	44.9	47.9		49.2	52.2	40.9	43.9
24/1/2024	14:25	45.0	48.0		49.3	52.3	41.0	44.0
24/1/2024	14:30	45.2	48.2		48.8	51.8	41.4	44.4
24/1/2024	14:35	44.9	47.9		48.5	51.5	40.7	43.7
24/1/2024	14:40	44.6	47.6	48.0	48.4	51.4	40.7	43.7
24/1/2024	14:45	45.3	48.3		48.9	51.9	41.0	44.0
24/1/2024	14:50	44.8	47.8		48.6	51.6	41.2	44.2
24/1/2024	14:55	45.1	48.1		49.5	52.5	40.7	43.7
24/1/2024	15:00	45.1	48.1		49.6	52.6	40.6	43.6
24/1/2024	15:05	47.1	50.1		51.4	54.4	43.0	46.0
24/1/2024	15:10	47.4	50.4	49.8	51.9	54.9	43.3	46.3
24/1/2024	15:15	47.0	50.0		51.3	54.3	42.3	45.3
24/1/2024	15:20	47.0	50.0		51.1	54.1	42.5	45.5
24/1/2024	15:25	47.0	50.0		51.1	54.1	43.0	46.0
24/1/2024	15:30	46.6	49.6		51.0	54.0	41.9	44.9
24/1/2024	15:35	46.5	49.5	49.6	51.0	54.0	42.4	45.4
24/1/2024	15:40	46.5	49.5		50.8	53.8	41.9	44.9
24/1/2024	15:45	46.6	49.6		50.7	53.7	42.0	45.0
24/1/2024	15:50	46.7	49.7		50.9	53.9	42.0	45.0
24/1/2024	15:55	46.8	49.8		51.5	54.5	42.6	45.6
24/1/2024	16:00	46.8	49.8	49.3	51.4	54.4	42.4	45.4
24/1/2024	16:05	46.7	49.7		51.1	54.1	42.1	45.1
24/1/2024	16:10	46.8	49.8		51.4	54.4	42.3	45.3
24/1/2024	16:15	45.7	48.7		50.1	53.1	41.6	44.6
24/1/2024	16:20	46.2	49.2		50.3	53.3	42.1	45.1
24/1/2024	16:25	45.2	48.2		49.6	52.6	41.0	44.0
24/1/2024	16:30	44.1	47.1		48.5	51.5	40.0	43.0
24/1/2024	16:35	45.5	48.5	48.1	50.1	53.1	41.1	44.1
24/1/2024	16:40	44.7	47.7		49.4	52.4	40.8	43.8
24/1/2024	16:45	45.1	48.1		49.7	52.7	40.9	43.9
24/1/2024	16:50	44.9	47.9		49.4	52.4	40.2	43.2
24/1/2024	16:55	46.3	49.3		50.6	53.6	42.2	45.2
24/1/2024	17:00	46.8	49.8		51.2	54.2	42.3	45.3
24/1/2024	17:05	46.2	49.2		50.7	53.7	42.1	45.1
24/1/2024	17:10	46.2	49.2	49.4	50.3	53.3	42.1	45.1
24/1/2024	17:15	46.2	49.2		50.6	53.6	42.2	45.2
24/1/2024	17:20	46.8	49.8		51.2	54.2	42.5	45.5
24/1/2024	17:25	46.1	49.1		50.2	53.2	42.0	45.0
24/1/2024	17:30	46.6	49.6		50.6	53.6	42.7	45.7
24/1/2024	17:35	46.5	49.5		50.5	53.5	42.3	45.3
24/1/2024	17:40	46.8	49.8	49.7	50.8	53.8	42.6	45.6
24/1/2024	17:45	46.7	49.7		51.3	54.3	42.7	45.7
24/1/2024	17:50	47.4	50.4		51.3	54.3	43.4	46.4
24/1/2024	17:55	46.3	49.3		50.4	53.4	41.9	44.9
24/1/2024	18:00	47.1	50.1		51.8	54.8	42.7	45.7
24/1/2024	18:05	46.4	49.4		50.3	53.3	41.8	44.8
24/1/2024	18:10	46.4	49.4	49.5	50.9	53.9	42.2	45.2
24/1/2024	18:15	46.6	49.6		50.5	53.5	42.1	45.1
24/1/2024	18:20	46.1	49.1		50.4	53.4	42.2	45.2
24/1/2024	18:25	46.4	49.4		50.4	53.4	42.3	45.3
24/1/2024	18:30	46.5	49.5		51.1	54.1	42.1	45.1
24/1/2024	18:35	46.5	49.5		50.4	53.4	42.0	45.0
24/1/2024	18:40	46.2	49.2	49.1	49.9	52.9	42.7	45.7
24/1/2024	18:45	46.1	49.1		50.1	53.1	42.5	45.5
24/1/2024	18:50	45.4	48.4		49.1	52.1	41.4	44.4
24

Station: LFT_M3A

Remark: *For Free Field measurement, +3 dB(A) was added to the measured results.

Date	Start Time	Leq (5mins)	Leq (5mins)*	Leq (30mins)	L10 (5mins)	L10 (5mins)*	L90 (5mins)	L90 (5mins)*
25/1/2024	07:00	44.5	47.5		46.9	49.9	42.3	45.3
25/1/2024	07:05	47.7	50.7		49.6	52.6	45.5	48.5
25/1/2024	07:10	44.8	47.8	48.5	47.2	50.2	42.2	45.2
25/1/2024	07:15	44.1	47.1		46.3	49.3	41.6	44.6
25/1/2024	07:20	44.4	47.4		46.7	49.7	42.1	45.1
25/1/2024	07:25	46.1	49.1		48.5	51.5	43.4	46.4
25/1/2024	07:30	51.1	54.1		53.7	56.7	48.6	51.6
25/1/2024	07:35	49.9	52.9		52.0	55.0	47.7	50.7
25/1/2024	07:40	50.6	53.6	53.7	53.0	56.0	48.1	51.1
25/1/2024	07:45	51.4	54.4		53.5	56.5	49.2	52.2
25/1/2024	07:50	50.5	53.5		53.2	56.2	48.3	51.3
25/1/2024	07:55	50.5	53.5		52.8	55.8	48.4	51.4
25/1/2024	08:00	51.4	54.4		54.5	57.5	48.9	51.9
25/1/2024	08:05	49.5	52.5		52.5	55.5	46.9	49.9
25/1/2024	08:10	52.1	55.1	55.7	54.5	57.5	49.2	52.2
25/1/2024	08:15	51.4	54.4		53.7	56.7	48.8	51.8
25/1/2024	08:20	56.7	59.7		59.1	62.1	53.9	56.9
25/1/2024	08:25	50.7	53.7		53.6	56.6	47.6	50.6
25/1/2024	08:30	50.4	53.4		53.2	56.2	47.4	50.4
25/1/2024	08:35	51.0	54.0		53.3	56.3	48.2	51.2
25/1/2024	08:40	51.0	54.0	54.2	53.7	56.7	47.9	50.9
25/1/2024	08:45	52.6	55.6		55.3	58.3	50.2	53.2
25/1/2024	08:50	50.7	53.7		53.1	56.1	48.1	51.1
25/1/2024	08:55	50.9	53.9		53.8	56.8	48.3	51.3
25/1/2024	09:00	51.7	54.7		54.5	57.5	49.4	52.4
25/1/2024	09:05	52.8	55.8		55.2	58.2	50.4	53.4
25/1/2024	09:10	52.1	55.1	54.8	54.9	57.9	49.2	52.2
25/1/2024	09:15	51.4	54.4		54.0	57.0	48.5	51.5
25/1/2024	09:20	51.4	54.4		54.1	57.1	48.4	51.4
25/1/2024	09:25	51.1	54.1		54.1	57.1	48.2	51.2
25/1/2024	09:30	50.7	53.7		53.2	56.2	48.4	51.4
25/1/2024	09:35	50.9	53.9		53.3	56.3	48.2	51.2
25/1/2024	09:40	50.6	53.6	53.9	53.5	56.5	47.8	50.8
25/1/2024	09:45	50.5	53.5		52.8	55.8	48.0	51.0
25/1/2024	09:50	51.4	54.4		54.5	57.5	48.5	51.5
25/1/2024	09:55	51.4	54.4		54.1	57.1	48.4	51.4
25/1/2024	10:00	46.0	49.0		49.6	52.6	42.7	45.7
25/1/2024	10:05	48.7	51.7		52.2	55.2	46.0	49.0
25/1/2024	10:10	46.7	49.7	53.3	49.9	52.9	43.4	46.4
25/1/2024	10:15	54.2	57.2		57.0	60.0	50.9	53.9
25/1/2024	10:20	49.0	52.0		51.7	54.7	46.1	49.1
25/1/2024	10:25	51.6	54.6		54.6	57.6	48.3	51.3
25/1/2024	10:30	46.1	49.1		49.2	52.2	42.7	45.7
25/1/2024	10:35	45.2	48.2		48.4	51.4	41.8	44.8
25/1/2024	10:40	46.9	49.9	51.8	50.1	53.1	43.7	46.7
25/1/2024	10:45	50.0	53.0		53.2	56.2	47.0	50.0
25/1/2024	10:50	51.9	54.9		55.4	58.4	48.9	51.9
25/1/2024	10:55	49.1	52.1		51.9	54.9	46.2	49.2
25/1/2024	11:00	48.4	51.4		51.1	54.1	45.7	48.7
25/1/2024	11:05	51.1	54.1		53.8	56.8	48.4	51.4
25/1/2024	11:10	50.5	53.5	52.0	53.4	56.4	47.4	50.4
25/1/2024	11:15	47.7	50.7		50.8	53.8	44.8	47.8
25/1/2024	11:20	47.0	50.0		50.1	53.1	44.2	47.2
25/1/2024	11:25	47.7	50.7		50.6	53.6	44.8	47.8
25/1/2024	11:30	45.4	48.4		48.2	51.2	42.4	45.4
25/1/2024	11:35	47.6	50.6		50.4	53.4	44.9	47.9
25/1/2024	11:40	46.9	49.9	52.7	50.0	53.0	44.1	47.1
25/1/2024	11:45	48.0	51.0		50.7	53.7	45.0	48.0
25/1/2024	11:50	52.7	55.7		55.6	58.6	50.0	53.0
25/1/2024	11:55	52.5	55.5		55.2	58.2	49.6	52.6
25/1/2024	12:00	48.8	51.8		51.5	54.5	46.0	49.0
25/1/2024	12:05	53.7	56.7		56.7	59.7	50.4	53.4
25/1/2024	12:10	51.9	54.9	55.3	55.0	58.0	48.7	51.7
25/1/2024	12:15	53.5	56.5		56.6	59.6	50.7	53.7
25/1/2024	12:20	53.1	56.1		55.8	58.8	50.4	53.4
25/1/2024	12:25	50.8	53.8		54.1	57.1	47.7	50.7
25/1/2024	12:30	49.3	52.3		52.3	55.3	46.2	49.2
25/1/2024	12:35	46.4	49.4		49.4	52.4	43.4	46.4
25/1/2024	12:40	51.6	54.6	55.9	54.9	57.9	48.5	51.5
25/1/2024	12:45	56.4	59.4		59.2	62.2	53.2	56.2
25/1/2024	12:50	54.9	57.9		58.1	61.1	51.7	54.7
25/1/2024	12:55	52.2	55.2		55.2	58.2	49.5	52.5
25/1/2024	13:00	47.9	50.9		51.1	54.1	44.6	47.6
25/1/2024	13:05	46.4	49.4		49.1	52.1	43.5	46.5
25/1/2024	13:10	50.0	53.0	52.1	53.1	56.1	46.6	49.6
25/1/2024	13:15	50.0	53.0		53.0	56.0	46.8	49.8
25/1/2024	13:20	50.5	53.5		53.6	56.6	47.8	50.8
25/1/2024	13:25	48.2	51.2		51.3	54.3	44.9	47.9
25/1/2024	13:30	49.5	52.5		52.1	55.1	46.5	49.5
25/1/2024	13:35	48.5	51.5		51.6	54.6	45.6	48.6
25/1/2024	13:40	48.3	51.3	52.0	51.6	54.6	45.7	48.7
25/1/2024	13:45	46.5	49.5		49.4	52.4	43.9	46.9
25/1/2024	13:50	49.9	52.9		53.3	56.3	46.5	49.5
25/1/2024	13:55	50.3	53.3		54.6	57.6	46.7	49.7
25/1/2024	14:00	45.9	48.9		49.6	52.6	41.9	44.9
25/1/2024	14:05	48.9	51.9		52.6	55.6	44.6	47.6
25/1/2024	14:10	48.6	51.6	51.8	52.4	55.4	45.0	48.0
25/1/2024	14:15	49.4	52.4		53.0	56.0	45.8	48.8
25/1/2024	14:20	50.9	53.9		54.7	57.7	47.3	50.3
25/1/2024	14:25	47.2	50.2		51.3	54.3	42.9	45.9
25/1/2024	14:30	47.3	50.3		50.9	53.9	43.0	46.0
25/1/2024	14:35	54.1	57.1		58.1	61.1	50.4	53.4
25/1/2024	14:40	51.8	54.8	53.8	55.5	58.5	48.1	51.1
25/1/2024	14:45	48.8	51.8		52.7	55.7	45.1	48.1
25/1/2024	14:50	51.2	54.2		54.8	57.8	47.3	50.3
25/1/2024	14:55	47.9	50.9		52.6	55.6	43.8	46.8
25/1/2024	15:00	50.1	53.1		54.2	57.2	45.6	48.6
25/1/2024	15:05	48.3	51.3		53.0	56.0	43.7	46.7
25/1/2024	15:10	48.2	51.2	52.7	52.5	55.5	44.2	47.2
25/1/2024	15:15	52.3	55.3		56.9	59.9	48.2	51.2
25/1/2024	15:20	49.5	52.5		53.9	56.9	44.9	47.9
25/1/2024	15:25	47.9	50.9		52.5	55.5	43.9	46.9
25/1/2024	15:30	51.8	54.8		55.7	58.7	47.2	50.2
25/1/2024	15:35	49.9	52.9		54.4	57.4	45.9	48.9
25/1/2024	15:40	50.8	53.8	53.6	54.7	57.7	46.6	49.6
25/1/2024	15:45	51.7	54.7		56.1	59.1	47.3	50.3
25/1/2024	15:50	47.2	50.2		51.7	54.7	42.6	45.6
25/1/2024	15:55	51.0	54.0		55.4	58.4	46.5	49.5
25/1/2024	16:00	51.0	54.0		55.3	58.3	46.8	49.8
25/1/2024	16:05	51.3	54.3		55.7	58.7	47.1	50.1
25/1/2024	16:10	51.0	54.0	54.2	55.4	58.4	46.7	49.7
25/1/2024	16:15	51.1	54.1		55.1	58.1	46.5	49.5
25/1/2024	16:20	50.8	53.8		55.3	58.3	46.6	49.6
25/1/2024	16:25	52.1	55.1		56.8	59.8	47.8	50.8
25/1/2024	16:30	51.1	54.1		55.7	58.7	47.2	50.2
25/1/2024	16:35	51.4	54.4		55.4	58.4	46.8	49.8
25/1/2024	16:40	51.9	54.9		55.8	58.8	47.5	50.5
25/1/2024	16:45	51.4	54.4		56.0	59.0	46.9	49.9
			Mean	53.3		56.1	46.7	
			Maximum	55.9		62.2	53.9	
			Minimum	48.5		49.3	41.6	

Summary of Noise Monitoring Results during 07:00 - 19:00 at LFT_M3A	
	Leq (30mins)
Mean	51.8
Maximum	68.4
Minimum	46.6

Note:

1. The Leq (5mins) values within the time slots that do not have six consecutive Leq (5mins) values are not included in calculation of Leq (30mins).

2. Short periods of data gaps in tables are due to suspension of monitoring during replacement of batteries for the sound level meter.

Appendix 3-20 Baseline Noise Monitoring Data – 19:00 - 23:00 at LFT_M3A

Station: LFT_M3A

Remark: *For Free Field measurement, +3 dB(A) was added to the measured results.

Date	Start Time	Leq (5mins)	Leq (5mins)*	Leq (15mins)	Leq (30mins)	L10 (5mins)	L10 (5mins)*	L90 (5mins)	L90 (5mins)*
11/1/2024	19:04	49.7	52.7	52.9	56.6	58.1	61.1	50.8	53.8
11/1/2024	19:09	49.6	52.6			53.8	56.8	45.4	48.4
11/1/2024	19:14	50.5	53.5			53.2	56.2	46.1	49.1
11/1/2024	19:19	49.7	52.7	58.6		54.6	57.6	46.5	49.5
11/1/2024	19:24	55.7	58.7			53.4	56.4	45.6	48.6
11/1/2024	19:29	57.9	60.9			59.8	62.8	52.0	55.0
11/1/2024	19:34	57.5	60.5	57.0	55.1	61.7	64.7	53.6	56.6
11/1/2024	19:39	49.7	52.7			61.7	64.7	53.8	56.8
11/1/2024	19:44	49.7	52.7			53.7	56.7	46.1	49.1
11/1/2024	19:49	49.3	52.3	51.9		54.0	57.0	45.4	48.4
11/1/2024	19:54	48.9	51.9			53.5	56.5	45.2	48.2
11/1/2024	19:59	48.6	51.6			52.8	55.8	45.2	48.2
11/1/2024	20:04	49.3	52.3	52.0	52.2	52.1	55.1	44.6	47.6
11/1/2024	20:09	48.8	51.8			53.0	56.0	45.2	48.2
11/1/2024	20:14	48.8	51.8			52.6	55.6	45.1	48.1
11/1/2024	20:19	48.8	51.8	52.3		52.6	55.6	45.3	48.3
11/1/2024	20:24	49.1	52.1			52.5	55.5	45.3	48.3
11/1/2024	20:29	50.0	53.0			52.5	55.5	45.6	48.6
11/1/2024	20:34	50.5	53.5	52.7	52.3	53.6	56.6	46.7	49.7
11/1/2024	20:39	49.5	52.5			54.3	57.3	47.2	50.2
11/1/2024	20:44	49.1	52.1			53.3	56.3	46.2	49.2
11/1/2024	20:49	49.4	52.4	51.9		53.0	56.0	45.3	48.3
11/1/2024	20:54	48.8	51.8			53.3	56.3	45.7	48.7
11/1/2024	20:59	48.6	51.6			52.2	55.2	45.1	48.1
11/1/2024	21:04	48.4	51.4	51.4	51.1	51.7	54.7	45.3	48.3
11/1/2024	21:09	48.6	51.6			52.1	55.1	44.8	47.8
11/1/2024	21:14	48.1	51.1			52.1	55.1	45.4	48.4
11/1/2024	21:19	46.9	49.9	50.7		51.3	54.3	44.7	47.7
11/1/2024	21:24	47.6	50.6			49.3	52.3	44.6	47.6
11/1/2024	21:29	48.5	51.5			50.6	53.6	44.6	47.6
11/1/2024	21:34	50.6	53.6	51.0	53.7	50.8	53.8	46.0	49.0
11/1/2024	21:39	45.8	48.8			53.7	56.7	47.9	50.9
11/1/2024	21:44	45.8	48.8			48.4	51.4	43.1	46.1
11/1/2024	21:49	46.7	49.7	55.4		48.7	51.7	43.4	46.4
11/1/2024	21:54	56.3	59.3			49.2	52.2	44.3	47.3
11/1/2024	21:59	46.6	49.6			59.4	62.4	53.7	56.7
11/1/2024	22:04	44.2	47.2	47.6	48.7	49.5	52.5	44.1	47.1
11/1/2024	22:09	44.3	47.3			46.4	49.4	41.9	44.9
11/1/2024	22:14	45.2	48.2			46.6	49.6	42.4	45.4
11/1/2024	22:19	47.8	50.8	49.6		47.5	50.5	43.1	46.1
11/1/2024	22:24	45.7	48.7			49.9	52.9	45.2	48.2
11/1/2024	22:29	46.2	49.2			47.8	50.8	43.5	46.5
11/1/2024	22:34	44.0	47.0	49.2	48.8	48.1	51.1	43.8	46.8
11/1/2024	22:39	47.3	50.3			46.5	49.5	41.4	44.4
11/1/2024	22:44	46.5	49.5			49.8	52.8	44.9	47.9
11/1/2024	22:49	46.0	49.0	48.5		48.6	51.6	43.9	46.9
11/1/2024	22:54	45.7	48.7			47.9	50.9	43.9	46.9
11/1/2024	22:59	44.8	47.8			47.7	50.7	43.3	46.3
			Mean	52.0	52.3				
			Maximum	58.6	56.6				
			Minimum	47.6	48.7				

Date	Start Time	Leq (5mins)	Leq (5mins)*	Leq (15mins)	Leq (30mins)	L10 (5mins)	L10 (5mins)*	L90 (5mins)	L90 (5mins)*
12/1/2024	19:04	49.4	52.4	50.1	51.8	53.5	56.5	45.9	48.9
12/1/2024	19:09	43.5	46.5			47.1	50.1	39.6	42.6
12/1/2024	19:14	46.4	49.4			50.3	53.3	42.7	45.7
12/1/2024	19:19	50.9	53.9	53.1		55.0	58.0	46.8	49.8
12/1/2024	19:24	49.9	52.9			54.0	57.0	46.0	49.0
12/1/2024	19:29	49.1	52.1			52.6	55.6	45.5	48.5
12/1/2024	19:34	52.9	55.9	56.5	55.9	56.7	59.7	48.8	51.8
12/1/2024	19:39	56.1	59.1			60.2	63.2	52.0	55.0
12/1/2024	19:44	48.1	51.1			51.8	54.8	44.4	47.4
12/1/2024	19:49	52.6	55.6	55.2		56.4	59.4	48.3	51.3
12/1/2024	19:54	53.3	56.3			57.1	60.1	49.4	52.4
12/1/2024	19:59	50.0	53.0			54.1	57.1	46.1	49.1
12/1/2024	20:04	49.5	52.5	51.4	51.4	53.6	56.6	45.7	48.7
12/1/2024	20:09	47.4	50.4			50.8	53.8	44.0	47.0
12/1/2024	20:14	48.1	51.1			51.2	54.2	44.6	47.6
12/1/2024	20:19	46.8	49.8	51.4		49.9	52.9	42.9	45.9
12/1/2024	20:24	47.6	50.6			50.7	53.7	43.9	46.9
12/1/2024	20:29	50.2	53.2			53.6	56.6	46.4	49.4
12/1/2024	20:34	49.7	52.7	52.9	53.9	52.9	55.9	45.8	48.8
12/1/2024	20:39	51.5	54.5			55.2	58.2	47.9	50.9
12/1/2024	20:44	47.5	50.5			51.1	54.1	43.7	46.7
12/1/2024	20:49	44.4	47.4	54.7		47.8	50.8	40.5	43.5
12/1/2024	20:54	50.6	53.6			54.5	57.5	47.0	50.0
12/1/2024	20:59	54.7	57.7			58.3	61.3	51.4	54.4
12/1/2024	21:04	55.0	58.0	55.7	55.4	58.7	61.7	51.1	54.1
12/1/2024	21:09	49.7	52.7			53.1	56.1	46.2	49.2
12/1/2024	21:14	51.6	54.6			55.4	58.4	47.8	50.8
12/1/2024	21:19	50.7	53.7	55.0		53.4	56.4	48.1	51.1
12/1/2024	21:24	53.6	56.6			56.1	59.1	50.9	53.9
12/1/2024	21:29	51.2	54.2			53.6	56.6	48.3	51.3
12/1/2024	21:34	47.9	50.9	50.6	52.0	50.6	53.6	45.5	48.5
12/1/2024	21:39	45.5	48.5			48.6	51.6	42.5	45.5
12/1/2024	21:44	48.6	51.6			51.5	54.5	45.8	48.8
12/1/2024	21:49	49.4	52.4	53.1		52.2	55.2	46.4	49.4
12/1/2024	21:54	52.2	55.2			54.9	57.9	49.3	52.3
12/1/2024	21:59	47.1	50.1			50.0	53.0	44.5	47.5
12/1/2024	22:04	46.7	49.7	48.4	49.7	48.6	51.6	44.6	47.6
12/1/2024	22:09	44.6	47.6			46.5	49.5	42.6	45.6
12/1/2024	22:14	44.7	47.7			47.1	50.1	42.4	45.4
12/1/2024	22:19	49.2	52.2	50.7		51.1	54.1	46.8	49.8
12/1/2024	22:24	44.0	47.0			46.6	49.6	42.0	45.0
12/1/2024	22:29	48.3	51.3			50.8	53.8	45.7	48.7
12/1/2024	22:34	48.8	51.8	51.5	53.0	50.8	53.8	46.2	49.2
12/1/2024	22:39	44.0	47.0			46.1	49.1	41.4	44.4
12/1/2024	22:44	50.6	53.6			53.0	56.0	48.0	51.0
12/1/2024	22:49	46.2	49.2	54.1		48.1	51.1	44.3	47.3
12/1/2024	22:54	46.9	49.9			48.9	51.9	44.8	47.8
12/1/2024	22:59	54.7	57.7			56.7	59.7	52.3	55.3
			Mean	52.8	52.9				
			Maximum	56.5	55.9				
			Minimum	48.4	49.7				

Station: LFT_M3A

Remark: *For Free Field measurement, +3 dB(A) was added to the measured results.

Date	Start Time	Leq (5mins)	Leq (5mins)*	Leq (15mins)	Leq (30mins)	L10 (5mins)	L10 (5mins)*	L90 (5mins)	L90 (5mins)*
13/1/2024	19:04	48.9	51.9			53.1	56.1	45.3	48.3
13/1/2024	19:09	48.8	51.8	51.9		53.7	56.7	44.5	47.5
13/1/2024	19:14	49.1	52.1		51.9	53.5	56.5	45.0	48.0
13/1/2024	19:19	48.9	51.9			52.6	55.6	44.7	47.7
13/1/2024	19:24	48.9	51.9	51.9		53.2	56.2	45.4	48.4
13/1/2024	19:29	48.8	51.8			53.1	56.1	45.7	48.7
13/1/2024	19:34	49.1	52.1			52.1	55.1	46.0	49.0
13/1/2024	19:39	49.1	52.1	52.1		51.8	54.8	45.3	48.3
13/1/2024	19:44	49.1	52.1		52.0	52.4	55.4	45.7	48.7
13/1/2024	19:49	48.8	51.8			52.5	55.5	45.4	48.4
13/1/2024	19:54	49.0	52.0	52.0		52.2	55.2	45.8	48.8
13/1/2024	19:59	49.1	52.1			53.4	56.4	45.5	48.5
13/1/2024	20:04	49.4	52.4			54.5	57.5	45.5	48.5
13/1/2024	20:09	49.5	52.5	52.1		52.9	55.9	46.4	49.4
13/1/2024	20:14	48.4	51.4		52.0	52.9	55.9	44.7	47.7
13/1/2024	20:19	48.6	51.6			52.3	55.3	45.5	48.5
13/1/2024	20:24	49.7	52.7	51.9		54.3	57.3	45.9	48.9
13/1/2024	20:29	48.4	51.4			52.6	55.6	45.2	48.2
13/1/2024	20:34	48.4	51.4			51.8	54.8	46.1	49.1
13/1/2024	20:39	47.0	50.0	50.6		51.9	54.9	43.9	46.9
13/1/2024	20:44	47.1	50.1		50.4	51.5	54.5	44.1	47.1
13/1/2024	20:49	48.1	51.1			51.4	54.4	45.2	48.2
13/1/2024	20:54	48.3	51.3	50.2		52.4	55.4	45.9	48.9
13/1/2024	20:59	44.0	47.0			47.2	50.2	41.5	44.5
13/1/2024	21:04	45.3	48.3			48.6	51.6	42.2	45.2
13/1/2024	21:09	44.8	47.8	51.0		48.6	51.6	42.3	45.3
13/1/2024	21:14	51.0	54.0		51.2	55.0	58.0	47.9	50.9
13/1/2024	21:19	49.2	52.2			53.5	56.5	47.2	50.2
13/1/2024	21:24	45.5	48.5	51.4		49.5	52.5	43.5	46.5
13/1/2024	21:29	49.5	52.5			54.2	57.2	46.9	49.9
13/1/2024	21:34	47.6	50.6			52.3	55.3	45.7	48.7
13/1/2024	21:39	47.6	50.6	50.8		52.2	55.2	45.3	48.3
13/1/2024	21:44	48.1	51.1		51.7	50.9	53.9	45.9	48.9
13/1/2024	21:49	50.7	53.7			55.4	58.4	48.4	51.4
13/1/2024	21:54	48.7	51.7	52.5		51.9	54.9	46.7	49.7
13/1/2024	21:59	48.9	51.9			51.8	54.8	46.6	49.6
13/1/2024	22:04	52.1	55.1			55.3	58.3	50.2	53.2
13/1/2024	22:09	53.9	56.9	54.7		56.6	59.6	51.7	54.7
13/1/2024	22:14	46.2	49.2		52.5	49.2	52.2	43.7	46.7
13/1/2024	22:19	44.4	47.4			47.2	50.2	42.5	45.5
13/1/2024	22:24	44.9	47.9	47.9		47.5	50.5	42.9	45.9
13/1/2024	22:29	45.2	48.2			47.3	50.3	43.7	46.7
13/1/2024	22:34	43.6	46.6			45.7	48.7	42.0	45.0
13/1/2024	22:39	46.3	49.3	48.0		48.7	51.7	44.9	47.9
13/1/2024	22:44	44.5	47.5		47.8	47.0	50.0	42.3	45.3
13/1/2024	22:49	45.5	48.5			48.0	51.0	43.6	46.6
13/1/2024	22:54	45.1	48.1	47.6		48.1	51.1	43.5	46.5
13/1/2024	22:59	42.7	45.7			45.5	48.5	40.9	43.9
			Mean	51.0	51.2				
			Maximum	54.7	52.5				
			Minimum	47.6	47.8				

Date	Start Time	Leq (5mins)	Leq (5mins)*	Leq (15mins)	Leq (30mins)	L10 (5mins)	L10 (5mins)*	L90 (5mins)	L90 (5mins)*
14/1/2024	19:04	50.9	53.9			55.9	58.9	47.0	50.0
14/1/2024	19:09	51.2	54.2	53.9		56.0	59.0	47.4	50.4
14/1/2024	19:14	50.6	53.6		53.4	55.7	58.7	47.0	50.0
14/1/2024	19:19	50.8	53.8			57.0	60.0	46.6	49.6
14/1/2024	19:24	49.1	52.1	52.7		53.6	56.6	45.6	48.6
14/1/2024	19:29	49.2	52.2			55.3	58.3	45.8	48.8
14/1/2024	19:34	48.9	51.9			53.0	56.0	45.5	48.5
14/1/2024	19:39	49.2	52.2	52.1		53.4	56.4	45.5	48.5
14/1/2024	19:44	49.2	52.2		51.9	53.0	56.0	45.5	48.5
14/1/2024	19:49	49.1	52.1			52.9	55.9	46.0	49.0
14/1/2024	19:54	49.8	52.8	51.8		54.4	57.4	46.2	49.2
14/1/2024	19:59	47.1	50.1			52.8	55.8	44.0	47.0
14/1/2024	20:04	45.1	48.1			50.8	53.8	41.2	44.2
14/1/2024	20:09	47.9	50.9	49.3		53.5	56.5	44.5	47.5
14/1/2024	20:14	45.5	48.5		49.6	50.6	53.6	42.4	45.4
14/1/2024	20:19	46.5	49.5			50.3	53.3	43.0	46.0
14/1/2024	20:24	48.4	51.4	50.0		52.5	55.5	44.8	47.8
14/1/2024	20:29	45.5	48.5			49.8	52.8	41.8	44.8
14/1/2024	20:34	47.5	50.5			52.3	55.3	45.2	48.2
14/1/2024	20:39	45.8	48.8	49.9		51.7	54.7	43.2	46.2
14/1/2024	20:44	47.2	50.2		49.6	51.8	54.8	44.5	47.5
14/1/2024	20:49	45.2	48.2			49.5	52.5	42.3	45.3
14/1/2024	20:54	46.9	49.9	49.3		52.1	55.1	44.3	47.3
14/1/2024	20:59	46.6	49.6			52.4	55.4	43.6	46.6
14/1/2024	21:04	46.0	49.0			51.9	54.9	43.2	46.2
14/1/2024	21:09	49.4	52.4	51.9		53.3	56.3	46.5	49.5
14/1/2024	21:14	50.3	53.3		50.7	55.6	58.6	47.9	50.9
14/1/2024	21:19	45.7	48.7			50.8	53.8	43.5	46.5
14/1/2024	21:24	46.7	49.7	49.1		51.1	54.1	44.1	47.1
14/1/2024	21:29	46.0	49.0			50.9	53.9	44.0	47.0
14/1/2024	21:34	46.0	49.0			51.7	54.7	43.6	46.6
14/1/2024	21:39	46.4	49.4	49.1		52.1	55.1	44.5	47.5
14/1/2024	21:44	45.9	48.9		49.0	50.4	53.4	43.5	46.5
14/1/2024	21:49	46.3	49.3			51.9	54.9	43.9	46.9
14/1/2024	21:54	46.0	49.0	48.9		51.3	54.3	43.7	46.7
14/1/2024	21:59	45.6	48.6			50.5	53.5	43.1	46.1
14/1/2024	22:04	45.3	48.3			50.9	53.9	43.3	46.3
14/1/2024	22:09	44.8	47.8	47.9		47.8	50.8	42.4	45.4
14/1/2024	22:14	44.6	47.6		48.0	48.8	51.8	42.7	45.7
14/1/2024	22:19	44.5	47.5			47.8	50.8	42.5	45.5
14/1/2024	22:24	44.8	47.8	48.0		48.0	51.0	42.9	45.9
14/1/2024	22:29	45.7	48.7			48.9	51.9	43.5	46.5
14/1/2024	22:34	43.9	46.9			46.9	49.9	42.0	45.0
14/1/2024	22:39	43.7	46.7	46.9		47.2	50.2	41.7	44.7
14/1/2024	22:44	44.2	47.2		46.8	48.1	51.1	42.5	45.5
14/1/2024	22:49	44.0	47.0			47.0	50.0	42.2	45.2
14/1/2024	22:54	44.3	47.3	46.6		48.2	51.2	42.5	45.5
14/1/2024	22:59	42.2	45.2			46.2	49.2	40.4	43.4
			Mean	49.8	49.9				
			Maximum	53.9	53.4				
			Minimum	46.6	46.8				

Station: LFT_M3A

Remark: *For Free Field measurement, +3 dB(A) was added to the measured results.

Date	Start Time	Leq (5mins)	Leq (5mins)*	Leq (15mins)	Leq (30mins)	L10 (5mins)	L10 (5mins)*	L90 (5mins)	L90 (5mins)*
15/1/2024	19:03	49.1	52.1			53.1	56.1	44.8	47.8
15/1/2024	19:08	49.1	52.1	52.0		52.7	55.7	44.9	47.9
15/1/2024	19:13	49.0	52.0		51.9	52.5	55.5	45.4	48.4
15/1/2024	19:18	48.8	51.8			53.0	56.0	44.9	47.9
15/1/2024	19:23	48.7	51.7	51.8		52.4	55.4	44.9	47.9
15/1/2024	19:28	49.0	52.0			53.0	56.0	45.0	48.0
15/1/2024	19:33	48.9	51.9			53.2	56.2	45.3	48.3
15/1/2024	19:38	48.9	51.9	52.2		53.2	56.2	44.8	47.8
15/1/2024	19:43	49.7	52.7		51.8	54.0	57.0	45.7	48.7
15/1/2024	19:48	48.9	51.9			53.0	56.0	45.3	48.3
15/1/2024	19:53	48.9	51.9	51.4		53.1	56.1	45.1	48.1
15/1/2024	19:58	47.2	50.2			51.1	54.1	43.3	46.3
15/1/2024	20:03	46.9	49.9			50.4	53.4	43.0	46.0
15/1/2024	20:08	49.1	52.1	50.3		53.0	56.0	44.9	47.9
15/1/2024	20:13	44.9	47.9		50.2	48.8	51.8	40.9	43.9
15/1/2024	20:18	45.5	48.5			49.2	52.2	42.0	45.0
15/1/2024	20:23	46.3	49.3	50.0		49.9	52.9	42.9	45.9
15/1/2024	20:28	48.7	51.7			51.9	54.9	44.9	47.9
15/1/2024	20:33	52.7	55.7			56.1	59.1	49.0	52.0
15/1/2024	20:38	52.6	55.6	55.0		56.1	59.1	48.9	51.9
15/1/2024	20:43	50.3	53.3		53.1	53.5	56.5	46.7	49.7
15/1/2024	20:48	45.9	48.9			49.5	52.5	42.4	45.4
15/1/2024	20:53	46.8	49.8	49.5		50.7	53.7	43.2	46.2
15/1/2024	20:58	46.8	49.8			49.9	52.9	43.0	46.0
15/1/2024	21:03	53.2	56.2			56.8	59.8	49.8	52.8
15/1/2024	21:08	51.4	54.4	54.2		55.2	58.2	48.2	51.2
15/1/2024	21:13	46.6	49.6		52.4	49.9	52.9	43.3	46.3
15/1/2024	21:18	45.8	48.8			48.9	51.9	42.3	45.3
15/1/2024	21:23	46.9	49.9	49.5		50.3	53.3	43.3	46.3
15/1/2024	21:28	46.6	49.6			49.6	52.6	44.2	47.2
15/1/2024	21:33	46.9	49.9			50.0	53.0	44.2	47.2
15/1/2024	21:38	45.7	48.7	49.1		48.1	51.1	43.2	46.2
15/1/2024	21:43	45.6	48.6		48.6	48.4	51.4	42.5	45.5
15/1/2024	21:48	45.4	48.4			48.4	51.4	43.0	46.0
15/1/2024	21:53	45.6	48.6	48.1		48.7	51.7	42.7	45.7
15/1/2024	21:58	44.2	47.2			46.9	49.9	41.9	44.9
15/1/2024	22:03	44.1	47.1			47.0	50.0	41.2	44.2
15/1/2024	22:08	44.0	47.0	47.2		46.7	49.7	41.5	44.5
15/1/2024	22:13	44.5	47.5		47.6	46.8	49.8	42.3	45.3
15/1/2024	22:18	46.2	49.2			48.3	51.3	44.1	47.1
15/1/2024	22:23	44.2	47.2	48.0		46.4	49.4	42.3	45.3
15/1/2024	22:28	44.3	47.3			46.5	49.5	42.0	45.0
15/1/2024	22:33	44.7	47.7			46.6	49.6	42.6	45.6
15/1/2024	22:38	44.2	47.2	47.8		46.6	49.6	41.9	44.9
15/1/2024	22:43	45.3	48.3		47.5	47.3	50.3	43.0	46.0
15/1/2024	22:48	44.3	47.3			46.7	49.7	41.9	44.9
15/1/2024	22:53	44.0	47.0	47.3		46.1	49.1	41.9	44.9
15/1/2024	22:58	44.4	47.4			47.0	50.0	42.2	45.2
			Mean	50.2	50.4				
			Maximum	55.0	53.1				
			Minimum	47.2	47.5				

Date	Start Time	Leq (5mins)	Leq (5mins)*	Leq (15mins)	Leq (30mins)	L10 (5mins)	L10 (5mins)*	L90 (5mins)	L90 (5mins)*
16/1/2024	19:03	46.3	49.3			50.4	53.4	42.3	45.3
16/1/2024	19:08	49.0	52.0	51.2		53.0	56.0	45.2	48.2
16/1/2024	19:13	48.9	51.9		51.6	52.7	55.7	45.4	48.4
16/1/2024	19:18	49.1	52.1			52.6	55.6	44.9	47.9
16/1/2024	19:23	48.8	51.8	52.0		52.5	55.5	44.9	47.9
16/1/2024	19:28	49.1	52.1			52.6	55.6	45.4	48.4
16/1/2024	19:33	48.9	51.9			52.9	55.9	44.6	47.6
16/1/2024	19:38	48.9	51.9	51.9		52.7	55.7	44.6	47.6
16/1/2024	19:43	48.8	51.8		53.7	52.7	55.7	44.6	47.6
16/1/2024	19:48	50.2	53.2			54.5	57.5	46.5	49.5
16/1/2024	19:53	49.2	52.2	55.0		52.9	55.9	45.7	48.7
16/1/2024	19:58	54.6	57.6			58.5	61.5	50.3	53.3
16/1/2024	20:03	51.4	54.4			55.5	58.5	47.3	50.3
16/1/2024	20:08	53.4	56.4	55.6		57.4	60.4	49.3	52.3
16/1/2024	20:13	52.9	55.9		54.1	56.4	59.4	48.7	51.7
16/1/2024	20:18	45.7	48.7			49.1	52.1	42.4	45.4
16/1/2024	20:23	51.4	54.4	51.6		55.1	58.1	47.7	50.7
16/1/2024	20:28	46.1	49.1			49.6	52.6	42.9	45.9
16/1/2024	20:33	52.7	55.7			56.2	59.2	48.8	51.8
16/1/2024	20:38	53.3	56.3	55.8		57.0	60.0	49.7	52.7
16/1/2024	20:43	52.2	55.2		55.0	55.3	58.3	48.7	51.7
16/1/2024	20:48	45.8	48.8			49.1	52.1	42.6	45.6
16/1/2024	20:53	53.2	56.2	54.0		56.3	59.3	49.6	52.6
16/1/2024	20:58	51.1	54.1			54.9	57.9	47.4	50.4
16/1/2024	21:03	51.3	54.3			54.6	57.6	47.5	50.5
16/1/2024	21:08	49.3	52.3	52.6		52.4	55.4	45.7	48.7
16/1/2024	21:13	47.4	50.4		51.5	51.2	54.2	43.9	46.9
16/1/2024	21:18	46.9	49.9			50.1	53.1	43.8	46.8
16/1/2024	21:23	47.3	50.3	49.9		50.4	53.4	43.7	46.7
16/1/2024	21:28	46.3	49.3			49.0	52.0	43.4	46.4
16/1/2024	21:33	46.2	49.2			48.9	51.9	43.1	46.1
16/1/2024	21:38	45.7	48.7	49.1		48.3	51.3	43.2	46.2
16/1/2024	21:43	46.3	49.3		49.0	49.1	52.1	43.6	46.6
16/1/2024	21:48	45.7	48.7			48.6	51.6	42.9	45.9
16/1/2024	21:53	46.3	49.3	48.9		49.3	52.3	43.8	46.8
16/1/2024	21:58	45.7	48.7			48.7	51.7	42.7	45.7
16/1/2024	22:03	46.1	49.1			48.7	51.7	43.5	46.5
16/1/2024	22:08	45.9	48.9	48.9		48.8	51.8	42.9	45.9
16/1/2024	22:13	45.7	48.7		48.6	47.7	50.7	43.8	46.8
16/1/2024	22:18	46.2	49.2			48.2	51.2	43.9	46.9
16/1/2024	22:23	45.5	48.5	48.3		48.1	51.1	42.9	45.9
16/1/2024	22:28	44.0	47.0			46.2	49.2	42.1	45.1
16/1/2024	22:33	44.5	47.5			46.4	49.4	42.3	45.3
16/1/2024	22:38	43.8	46.8	47.1		46.0	49.0	41.4	44.4
16/1/2024	22:43	44.0	47.0		47.2	46.6	49.6	41.5	44.5
16/1/2024	22:48	44.0	47.0			45.9	48.9	41.8	44.8
16/1/2024	22:53	44.2	47.2	47.2		46.8	49.8	42.3	45.3
16/1/2024	22:58	44.5	47.5			46.9	49.9	42.3	45.3
			Mean	51.2	51.3				
			Maximum	55.8	55.0				
			Minimum	47.1	47.2				

Station: LFT_M3A

Remark: *For Free Field measurement, +3 dB(A) was added to the measured results.

Date	Start Time	Leq (5mins)	Leq (5mins)*	Leq (15mins)	Leq (30mins)	L10 (5mins)	L10 (5mins)*	L90 (5mins)	L90 (5mins)*
17/1/2024	19:01	48.7	51.7	51.7	51.6	52.8	55.8	45.2	48.2
17/1/2024	19:06	48.6	51.6			52.3	55.3	44.6	47.6
17/1/2024	19:11	48.6	51.6			52.5	55.5	45.1	48.1
17/1/2024	19:16	48.6	51.6	51.5		52.4	55.4	44.6	47.6
17/1/2024	19:21	48.4	51.4			52.1	55.1	44.5	47.5
17/1/2024	19:26	48.6	51.6			52.8	55.8	44.7	47.7
17/1/2024	19:31	48.4	51.4	51.6	51.5	52.7	55.7	44.2	47.2
17/1/2024	19:36	48.6	51.6			52.9	55.9	44.3	47.3
17/1/2024	19:41	48.7	51.7			52.9	55.9	45.1	48.1
17/1/2024	19:46	48.5	51.5	51.5		52.4	55.4	44.8	47.8
17/1/2024	19:51	48.4	51.4			52.2	55.2	44.1	47.1
17/1/2024	19:56	48.6	51.6			52.8	55.8	44.9	47.9
17/1/2024	20:01	55.4	58.4	57.5	55.2	58.8	61.8	52.1	55.1
17/1/2024	20:06	56.7	59.7			59.9	62.9	53.6	56.6
17/1/2024	20:11	46.4	49.4			50.3	53.3	43.2	46.2
17/1/2024	20:16	46.6	49.6	49.5		49.9	52.9	42.7	45.7
17/1/2024	20:21	46.5	49.5			50.0	53.0	42.6	45.6
17/1/2024	20:26	46.5	49.5			50.4	53.4	42.9	45.9
17/1/2024	20:31	46.1	49.1	49.2	49.1	49.2	52.2	42.2	45.2
17/1/2024	20:36	46.4	49.4			49.6	52.6	43.0	46.0
17/1/2024	20:41	46.1	49.1			49.2	52.2	42.4	45.4
17/1/2024	20:46	46.0	49.0	49.0		49.6	52.6	42.5	45.5
17/1/2024	20:51	46.0	49.0			49.5	52.5	42.5	45.5
17/1/2024	20:56	46.0	49.0			49.3	52.3	42.6	45.6
17/1/2024	21:01	46.5	49.5	49.3	49.1	49.6	52.6	42.7	45.7
17/1/2024	21:06	46.1	49.1			49.5	52.5	42.8	45.8
17/1/2024	21:11	46.4	49.4			49.0	52.0	43.4	46.4
17/1/2024	21:16	46.2	49.2	48.9		48.6	51.6	43.8	46.8
17/1/2024	21:21	46.0	49.0			48.8	51.8	43.2	46.2
17/1/2024	21:26	45.5	48.5			48.5	51.5	43.2	46.2
17/1/2024	21:31	45.9	48.9	48.9	48.1	48.4	51.4	42.8	45.8
17/1/2024	21:36	45.9	48.9			48.5	51.5	43.5	46.5
17/1/2024	21:41	45.9	48.9			48.4	51.4	43.1	46.1
17/1/2024	21:46	43.4	46.4	47.0		46.0	49.0	40.5	43.5
17/1/2024	21:51	43.4	46.4			45.7	48.7	41.0	44.0
17/1/2024	21:56	45.1	48.1			47.1	50.1	42.9	45.9
17/1/2024	22:01	44.5	47.5	47.6	47.3	46.8	49.8	41.9	44.9
17/1/2024	22:06	44.0	47.0			46.0	49.0	41.8	44.8
17/1/2024	22:11	45.2	48.2			47.3	50.3	42.8	45.8
17/1/2024	22:16	44.3	47.3	47.1		46.6	49.6	42.3	45.3
17/1/2024	22:21	43.9	46.9			45.9	48.9	42.0	45.0
17/1/2024	22:26	44.0	47.0			46.5	49.5	41.7	44.7
17/1/2024	22:31	43.8	46.8	47.2	47.2	46.0	49.0	41.6	44.6
17/1/2024	22:36	44.4	47.4			46.7	49.7	42.1	45.1
17/1/2024	22:41	44.5	47.5			46.6	49.6	42.4	45.4
17/1/2024	22:46	45.0	48.0	47.3		47.3	50.3	42.4	45.4
17/1/2024	22:51	44.0	47.0			46.0	49.0	41.5	44.5
17/1/2024	22:56	43.6	46.6			45.4	48.4	41.5	44.5
			Mean	49.7	49.9				
			Maximum	57.5	55.2				
			Minimum	47.0	47.2				

Date	Start Time	Leq (5mins)	Leq (5mins)*	Leq (15mins)	Leq (30mins)	L10 (5mins)	L10 (5mins)*	L90 (5mins)	L90 (5mins)*
18/1/2024	19:01	49.2	52.2	52.1	52.0	52.8	55.8	45.4	48.4
18/1/2024	19:06	49.2	52.2			52.9	55.9	45.2	48.2
18/1/2024	19:11	48.7	51.7			52.3	55.3	44.4	47.4
18/1/2024	19:16	48.9	51.9	52.0		52.8	55.8	45.1	48.1
18/1/2024	19:21	48.9	51.9			52.8	55.8	45.3	48.3
18/1/2024	19:26	49.1	52.1			53.3	56.3	44.9	47.9
18/1/2024	19:31	48.8	51.8	51.8	51.5	52.9	55.9	45.1	48.1
18/1/2024	19:36	48.8	51.8			52.8	55.8	44.6	47.6
18/1/2024	19:41	48.7	51.7			52.6	55.6	44.7	47.7
18/1/2024	19:46	48.7	51.7	51.2		52.5	55.5	44.5	47.5
18/1/2024	19:51	48.5	51.5			52.0	55.0	44.8	47.8
18/1/2024	19:56	47.5	50.5			51.3	54.3	43.2	46.2
18/1/2024	20:01	47.7	50.7	51.0	50.8	51.3	54.3	44.4	47.4
18/1/2024	20:06	48.1	51.1			51.7	54.7	44.5	47.5
18/1/2024	20:11	48.2	51.2			52.0	55.0	45.0	48.0
18/1/2024	20:16	47.8	50.8	50.6		51.6	54.6	44.2	47.2
18/1/2024	20:21	47.6	50.6			51.1	54.1	43.7	46.7
18/1/2024	20:26	47.3	50.3			50.7	53.7	43.4	46.4
18/1/2024	20:31	47.0	50.0	50.2	50.4	50.2	53.2	43.8	46.8
18/1/2024	20:36	47.5	50.5			51.3	54.3	44.1	47.1
18/1/2024	20:41	47.3	50.3			51.1	54.1	43.8	46.8
18/1/2024	20:46	47.5	50.5	50.5		51.3	54.3	43.7	46.7
18/1/2024	20:51	47.2	50.2			50.7	53.7	44.1	47.1
18/1/2024	20:56	47.9	50.9			51.3	54.3	44.4	47.4
18/1/2024	21:01	47.3	50.3	50.3	49.3	50.6	53.6	43.5	46.5
18/1/2024	21:06	47.5	50.5			51.0	54.0	44.2	47.2
18/1/2024	21:11	47.1	50.1			49.9	52.9	44.0	47.0
18/1/2024	21:16	45.1	48.1	47.9		48.1	51.1	42.6	45.6
18/1/2024	21:21	44.8	47.8			47.8	50.8	42.0	45.0
18/1/2024	21:26	44.9	47.9			47.5	50.5	41.9	44.9
18/1/2024	21:31	45.2	48.2	48.7	48.1	47.6	50.6	42.8	45.8
18/1/2024	21:36	46.2	49.2			49.3	52.3	43.6	46.6
18/1/2024	21:41	45.6	48.6			48.5	51.5	42.9	45.9
18/1/2024	21:46	45.2	48.2	47.5		47.9	50.9	42.2	45.2
18/1/2024	21:51	44.7	47.7			47.7	50.7	41.9	44.9
18/1/2024	21:56	43.5	46.5			46.0	49.0	41.2	44.2
18/1/2024	22:01	44.4	47.4	47.4	47.3	47.0	50.0	42.0	45.0
18/1/2024	22:06	44.0	47.0			46.2	49.2	42.1	45.1
18/1/2024	22:11	44.9	47.9			47.3	50.3	42.9	45.9
18/1/2024	22:16	44.0	47.0	47.2		45.9	48.9	41.8	44.8
18/1/2024	22:21	44.5	47.5			46.5	49.5	42.5	45.5
18/1/2024	22:26	44.1	47.1			46.2	49.2	41.9	44.9
18/1/2024	22:31	43.8	46.8	47.2	48.2	45.7	48.7	41.6	44.6
18/1/2024	22:36	44.6	47.6			46.9	49.9	42.1	45.1
18/1/2024	22:41	44.2	47.2			46.1	49.1	41.7	44.7
18/1/2024	22:46	44.7	47.7	49.0		47.2	50.2	42.6	45.6
18/1/2024	22:51	45.4	48.4			47.7	50.7	43.4	46.4
18/1/2024	22:56	47.5	50.5			48.9	51.9	46.1	49.1
			Mean	49.7	49.7				
			Maximum	52.1	52.0				
			Minimum	47.2	47.3				

Station: LFT_M3A

Remark: *For Free Field measurement, +3 dB(A) was added to the measured results.

Date	Start Time	Leq (5mins)	Leq (5mins)*	Leq (15mins)	Leq (30mins)	L10 (5mins)	L10 (5mins)*	L90 (5mins)	L90 (5mins)*
19/1/2024	19:00	48.1	51.1	51.1	51.2	52.1	55.1	43.8	46.8
19/1/2024	19:05	48.1	51.1			52.3	55.3	44.6	47.6
19/1/2024	19:10	48.1	51.1			52.1	55.1	44.0	47.0
19/1/2024	19:15	48.0	51.0	51.3		52.0	55.0	44.3	47.3
19/1/2024	19:20	48.4	51.4			52.7	55.7	44.7	47.7
19/1/2024	19:25	48.4	51.4			52.2	55.2	44.1	47.1
19/1/2024	19:30	51.1	54.1	52.7	51.8	54.9	57.9	47.3	50.3
19/1/2024	19:35	49.6	52.6			53.6	56.6	45.7	48.7
19/1/2024	19:40	48.1	51.1			51.8	54.8	44.4	47.4
19/1/2024	19:45	47.9	50.9	50.7		51.5	54.5	43.9	46.9
19/1/2024	19:50	48.0	51.0			52.1	55.1	44.0	47.0
19/1/2024	19:55	47.3	50.3			50.8	53.8	43.3	46.3
19/1/2024	20:00	45.9	48.9	48.9	50.2	50.2	53.2	41.8	44.8
19/1/2024	20:05	45.6	48.6			49.6	52.6	41.5	44.5
19/1/2024	20:10	46.2	49.2			50.2	53.2	42.2	45.2
19/1/2024	20:15	47.8	50.8	51.2		51.6	54.6	43.6	46.6
19/1/2024	20:20	48.9	51.9			53.0	56.0	44.9	47.9
19/1/2024	20:25	47.8	50.8			51.3	54.3	44.0	47.0
19/1/2024	20:30	47.0	50.0	53.1	51.2	50.5	53.5	43.4	46.4
19/1/2024	20:35	53.5	56.5			56.8	59.8	50.4	53.4
19/1/2024	20:40	45.6	48.6			49.5	52.5	42.2	45.2
19/1/2024	20:45	44.5	47.5	47.6		47.9	50.9	41.1	44.1
19/1/2024	20:50	44.7	47.7			47.8	50.8	40.8	43.8
19/1/2024	20:55	44.6	47.6			48.2	51.2	41.0	44.0
19/1/2024	21:00	44.1	47.1	48.0	48.1	47.7	50.7	40.3	43.3
19/1/2024	21:05	46.3	49.3			49.8	52.8	43.0	46.0
19/1/2024	21:10	44.3	47.3			47.5	50.5	41.1	44.1
19/1/2024	21:15	45.8	48.8	48.2		49.6	52.6	42.3	45.3
19/1/2024	21:20	44.0	47.0			47.1	50.1	40.1	43.1
19/1/2024	21:25	45.7	48.7			49.0	52.0	42.5	45.5
19/1/2024	21:30	44.4	47.4	48.4	47.8	48.0	51.0	40.6	43.6
19/1/2024	21:35	47.2	50.2			50.2	53.2	44.5	47.5
19/1/2024	21:40	43.7	46.7			46.7	49.7	40.8	43.8
19/1/2024	21:45	45.0	48.0	47.2		47.8	50.8	42.5	45.5
19/1/2024	21:50	43.7	46.7			46.5	49.5	41.4	44.4
19/1/2024	21:55	44.0	47.0			47.1	50.1	41.1	44.1
19/1/2024	22:00	44.3	47.3	47.1	47.3	46.9	49.9	41.8	44.8
19/1/2024	22:05	44.1	47.1			46.7	49.7	41.4	44.4
19/1/2024	22:10	43.9	46.9			46.3	49.3	41.1	44.1
19/1/2024	22:15	44.2	47.2	47.4		46.6	49.6	41.1	44.1
19/1/2024	22:20	44.3	47.3			46.2	49.2	42.1	45.1
19/1/2024	22:25	44.8	47.8			46.8	49.8	42.3	45.3
19/1/2024	22:30	46.7	49.7	48.3	47.0	49.0	52.0	44.8	47.8
19/1/2024	22:35	44.4	47.4			46.9	49.9	41.9	44.9
19/1/2024	22:40	44.4	47.4			46.8	49.8	42.5	45.5
19/1/2024	22:45	41.5	44.5	45.0		43.9	46.9	39.1	42.1
19/1/2024	22:50	41.4	44.4			43.8	46.8	39.5	42.5
19/1/2024	22:55	42.9	45.9			44.9	47.9	40.3	43.3
			Mean	49.1	49.3				
			Maximum	53.1	51.8				
			Minimum	45.0	47.0				

Date	Start Time	Leq (5mins)	Leq (5mins)*	Leq (15mins)	Leq (30mins)	L10 (5mins)	L10 (5mins)*	L90 (5mins)	L90 (5mins)*
20/1/2024	19:00	48.1	51.1	51.0	51.16	52.3	55.3	44.0	47.0
20/1/2024	19:05	47.9	50.9			52.1	55.1	44.4	47.4
20/1/2024	19:10	48.1	51.1			51.9	54.9	43.9	46.9
20/1/2024	19:15	48.3	51.3	51.3		51.8	54.8	44.3	47.3
20/1/2024	19:20	48.0	51.0			51.8	54.8	44.4	47.4
20/1/2024	19:25	48.6	51.6			52.8	55.8	44.5	47.5
20/1/2024	19:30	47.9	50.9	50.8	50.7	51.9	54.9	43.8	46.8
20/1/2024	19:35	47.8	50.8			51.5	54.5	43.9	46.9
20/1/2024	19:40	47.7	50.7			51.6	54.6	43.6	46.6
20/1/2024	19:45	47.9	50.9	50.5		51.4	54.4	43.7	46.7
20/1/2024	19:50	48.1	51.1			52.1	55.1	44.2	47.2
20/1/2024	19:55	46.2	49.2			50.5	53.5	42.5	45.5
20/1/2024	20:00	46.3	49.3	50.6	51.3	50.1	53.1	42.6	45.6
20/1/2024	20:05	47.3	50.3			51.0	54.0	43.4	46.4
20/1/2024	20:10	48.8	51.8			53.0	56.0	44.7	47.7
20/1/2024	20:15	49.3	52.3	52.0		53.4	56.4	45.3	48.3
20/1/2024	20:20	47.2	50.2			50.8	53.8	43.0	46.0
20/1/2024	20:25	49.9	52.9			53.1	56.1	46.6	49.6
20/1/2024	20:30	49.2	52.2	53.9	53.9	52.4	55.4	45.5	48.5
20/1/2024	20:35	52.0	55.0			55.9	58.9	48.9	51.9
20/1/2024	20:40	50.9	53.9			54.1	57.1	47.4	50.4
20/1/2024	20:45	51.7	54.7	54.0		54.9	57.9	48.3	51.3
20/1/2024	20:50	51.1	54.1			54.3	57.3	47.7	50.7
20/1/2024	20:55	50.0	53.0			53.9	56.9	46.6	49.6
20/1/2024	21:00	44.8	47.8	48.5	48.3	48.4	51.4	41.4	44.4
20/1/2024	21:05	45.6	48.6			48.9	51.9	41.8	44.8
20/1/2024	21:10	45.9	48.9			49.1	52.1	42.2	45.2
20/1/2024	21:15	45.5	48.5	48.1		49.3	52.3	42.2	45.2
20/1/2024	21:20	45.2	48.2			48.9	51.9	41.5	44.5
20/1/2024	21:25	44.5	47.5			47.6	50.6	40.9	43.9
20/1/2024	21:30	45.8	48.8	48.7	48.8	49.3	52.3	42.5	45.5
20/1/2024	21:35	44.9	47.9			47.5	50.5	42.5	45.5
20/1/2024	21:40	46.4	49.4			49.1	52.1	43.7	46.7
20/1/2024	21:45	46.2	49.2	49.0		49.1	52.1	43.1	46.1
20/1/2024	21:50	46.8	49.8			49.6	52.6	43.7	46.7
20/1/2024	21:55	44.7	47.7			47.2	50.2	41.6	44.6
20/1/2024	22:00	44.1	47.1	46.9	47.1	47.0	50.0	41.5	44.5
20/1/2024	22:05	43.9	46.9			46.4	49.4	41.5	44.5
20/1/2024	22:10	43.6	46.6			46.7	49.7	40.5	43.5
20/1/2024	22:15	44.4	47.4	47.4		46.8	49.8	41.8	44.8
20/1/2024	22:20	44.3	47.3			46.5	49.5	42.2	45.2
20/1/2024	22:25	44.4	47.4			46.3	49.3	41.9	44.9
20/1/2024	22:30	43.9	46.9	47.1	47.1	45.8	48.8	41.7	44.7
20/1/2024	22:35	44.2	47.2			46.1	49.1	42.2	45.2
20/1/2024	22:40	44.2	47.2			46.1	49.1	41.9	44.9
20/1/2024	22:45	43.8	46.8	47.1		46.4	49.4	41.6	44.6
20/1/2024	22:50	44.4	47.4			46.6	49.6	42.4	45.4
20/1/2024	22:55	44.0	47.0			46.1	49.1	41.7	44.7
			Mean	49.8	49.8				
			Maximum	54.0	53.9				
			Minimum	46.9	47.1				

Station: LFT_M3A

Remark: *For Free Field measurement, +3 dB(A) was added to the measured results.

Date	Start Time	Leq (5mins)	Leq (5mins)*	Leq (15mins)	Leq (30mins)	L10 (5mins)	L10 (5mins)*	L90 (5mins)	L90 (5mins)*
21/1/2024	19:00	47.8	50.8	50.9	50.8	51.9	54.9	43.6	46.6
21/1/2024	19:05	47.9	50.9			51.7	54.7	43.7	46.7
21/1/2024	19:10	48.1	51.1			52.4	55.4	44.6	47.6
21/1/2024	19:15	47.9	50.9	50.7		51.6	54.6	43.8	46.8
21/1/2024	19:20	47.7	50.7			51.8	54.8	43.9	46.9
21/1/2024	19:25	47.4	50.4			51.6	54.6	43.4	46.4
21/1/2024	19:30	47.5	50.5	50.4	51.3	51.2	54.2	43.5	46.5
21/1/2024	19:35	47.3	50.3			50.8	53.8	43.0	46.0
21/1/2024	19:40	47.3	50.3			51.4	54.4	43.3	46.3
21/1/2024	19:45	46.7	49.7	52.1		50.6	53.6	42.7	45.7
21/1/2024	19:50	47.5	50.5			51.2	54.2	43.2	46.2
21/1/2024	19:55	51.5	54.5			55.7	58.7	48.0	51.0
21/1/2024	20:00	47.5	50.5	49.7	49.1	51.7	54.7	43.3	46.3
21/1/2024	20:05	46.4	49.4			50.4	53.4	42.8	45.8
21/1/2024	20:10	45.9	48.9			49.8	52.8	42.0	45.0
21/1/2024	20:15	45.5	48.5	48.4		49.0	52.0	41.5	44.5
21/1/2024	20:20	45.0	48.0			48.5	51.5	41.4	44.4
21/1/2024	20:25	45.6	48.6			49.0	52.0	41.8	44.8
21/1/2024	20:30	45.1	48.1	48.1	48.0	48.5	51.5	41.3	44.3
21/1/2024	20:35	44.9	47.9			48.1	51.1	41.6	44.6
21/1/2024	20:40	45.4	48.4			48.8	51.8	42.3	45.3
21/1/2024	20:45	44.8	47.8	47.8		48.0	51.0	41.5	44.5
21/1/2024	20:50	44.6	47.6			47.8	50.8	41.1	44.1
21/1/2024	20:55	45.0	48.0			48.7	51.7	41.2	44.2
21/1/2024	21:00	52.4	55.4	53.3	51.4	55.7	58.7	48.8	51.8
21/1/2024	21:05	50.4	53.4			54.3	57.3	46.9	49.9
21/1/2024	21:10	46.0	49.0			49.4	52.4	42.4	45.4
21/1/2024	21:15	45.1	48.1	47.8		49.0	52.0	42.0	45.0
21/1/2024	21:20	45.1	48.1			48.8	51.8	41.4	44.4
21/1/2024	21:25	44.1	47.1			47.3	50.3	40.2	43.2
21/1/2024	21:30	44.6	47.6	47.4	47.6	47.9	50.9	41.1	44.1
21/1/2024	21:35	44.0	47.0			46.8	49.8	41.1	44.1
21/1/2024	21:40	44.7	47.7			47.5	50.5	42.3	45.3
21/1/2024	21:45	44.2	47.2	47.7		47.2	50.2	41.7	44.7
21/1/2024	21:50	44.0	47.0			46.5	49.5	41.6	44.6
21/1/2024	21:55	45.7	48.7			48.1	51.1	43.0	46.0
21/1/2024	22:00	46.4	49.4	49.1	49.0	49.2	52.2	44.0	47.0
21/1/2024	22:05	46.0	49.0			48.8	51.8	43.4	46.4
21/1/2024	22:10	45.9	48.9			48.4	51.4	43.6	46.6
21/1/2024	22:15	46.0	49.0	48.8		48.9	51.9	43.7	46.7
21/1/2024	22:20	45.8	48.8			48.1	51.1	43.5	46.5
21/1/2024	22:25	45.7	48.7			47.6	50.6	43.4	46.4
21/1/2024	22:30	45.6	48.6	48.5	48.3	47.5	50.5	43.6	46.6
21/1/2024	22:35	45.5	48.5			48.1	51.1	42.9	45.9
21/1/2024	22:40	45.5	48.5			47.8	50.8	43.6	46.6
21/1/2024	22:45	44.9	47.9	48.2		46.8	49.8	42.6	45.6
21/1/2024	22:50	45.5	48.5			48.1	51.1	43.6	46.6
21/1/2024	22:55	45.1	48.1			47.3	50.3	42.9	45.9
			Mean	49.3	49.4				
			Maximum	53.3	51.4				
			Minimum	47.4	47.6				

Date	Start Time	Leq (5mins)	Leq (5mins)*	Leq (15mins)	Leq (30mins)	L10 (5mins)	L10 (5mins)*	L90 (5mins)	L90 (5mins)*
22/1/2024	19:02	45.9	48.9	48.7	49.2	49.9	52.9	41.9	44.9
22/1/2024	19:07	45.1	48.1			48.8	51.8	41.2	44.2
22/1/2024	19:12	46.2	49.2			49.9	52.9	41.9	44.9
22/1/2024	19:17	47.4	50.4	49.7		51.6	54.6	43.9	46.9
22/1/2024	19:22	45.8	48.8			49.3	52.3	42.1	45.1
22/1/2024	19:27	46.7	49.7			50.5	53.5	43.6	46.6
22/1/2024	19:32	46.4	49.4	49.4	49.9	49.9	52.9	42.9	45.9
22/1/2024	19:37	46.7	49.7			50.1	53.1	43.2	46.2
22/1/2024	19:42	46.1	49.1			49.8	52.8	42.2	45.2
22/1/2024	19:47	45.0	48.0	50.2		48.3	51.3	41.8	44.8
22/1/2024	19:52	50.0	53.0			53.8	56.8	46.2	49.2
22/1/2024	19:57	44.3	47.3			47.8	50.8	40.5	43.5
22/1/2024	20:02	49.4	52.4	51.5	50.3	52.7	55.7	46.3	49.3
22/1/2024	20:07	49.4	52.4			53.2	56.2	46.3	49.3
22/1/2024	20:12	45.9	48.9			49.7	52.7	42.5	45.5
22/1/2024	20:17	45.7	48.7	48.7		48.9	51.9	42.5	45.5
22/1/2024	20:22	46.2	49.2			50.1	53.1	42.3	45.3
22/1/2024	20:27	45.1	48.1			48.7	51.7	41.4	44.4
22/1/2024	20:32	44.6	47.6	48.5	48.6	47.3	50.3	41.5	44.5
22/1/2024	20:37	46.9	49.9			49.6	52.6	43.8	46.8
22/1/2024	20:42	44.5	47.5			47.5	50.5	42.2	45.2
22/1/2024	20:47	45.7	48.7	48.7		48.7	51.7	42.9	45.9
22/1/2024	20:52	45.6	48.6			48.0	51.0	42.5	45.5
22/1/2024	20:57	45.9	48.9			48.7	51.7	43.3	46.3
22/1/2024	21:02	45.8	48.8	48.8	49.7	48.9	51.9	43.0	46.0
22/1/2024	21:07	45.3	48.3			48.1	51.1	42.4	45.4
22/1/2024	21:12	46.3	49.3			49.4	52.4	43.2	46.2
22/1/2024	21:17	49.9	52.9	50.5		52.4	55.4	48.0	51.0
22/1/2024	21:22	46.4	49.4			48.9	51.9	44.0	47.0
22/1/2024	21:27	44.2	47.2			46.8	49.8	42.0	45.0
22/1/2024	21:32	45.9	48.9	48.8	49.1	48.5	51.5	43.9	46.9
22/1/2024	21:37	45.2	48.2			47.4	50.4	42.9	45.9
22/1/2024	21:42	46.3	49.3			48.9	51.9	44.4	47.4
22/1/2024	21:47	45.7	48.7	49.3		48.0	51.0	43.2	46.2
22/1/2024	21:52	47.4	50.4			49.5	52.5	44.8	47.8
22/1/2024	21:57	45.5	48.5			47.7	50.7	43.4	46.4
22/1/2024	22:02	45.3	48.3	48.3	48.7	47.6	50.6	42.9	45.9
22/1/2024	22:07	45.8	48.8			48.1	51.1	43.7	46.7
22/1/2024	22:12	44.9	47.9			47.1	50.1	42.3	45.3
22/1/2024	22:17	45.8	48.8	49.0		47.6	50.6	43.6	46.6
22/1/2024	22:22	46.2	49.2			48.3	51.3	44.6	47.6
22/1/2024	22:27	46.0	49.0			47.5	50.5	44.6	47.6
22/1/2024	22:32	48.1	51.1	49.5	50.0	50.1	53.1	46.7	49.7
22/1/2024	22:37	44.7	47.7			46.5	49.5	43.1	46.1
22/1/2024	22:42	46.0	49.0			47.6	50.6	43.9	46.9
22/1/2024	22:47	46.2	49.2	50.4		47.7	50.7	44.8	47.8
22/1/2024	22:52	45.9	48.9			47.4	50.4	44.0	47.0
22/1/2024	22:57	49.3	52.3			51.5	54.5	47.6	50.6
			Mean	49.4	49.4				
			Maximum	51.5	50.3				
			Minimum	48.3	48.6				

Station: LFT_M3A

Remark: *For Free Field measurement, +3 dB(A) was added to the measured results.

Date	Start Time	Leq (5mins)	Leq (5mins)*	Leq (15mins)	Leq (30mins)	L10 (5mins)	L10 (5mins)*	L90 (5mins)	L90 (5mins)*
23/1/2024	19:02	46.9	49.9	49.8	49.7	50.9	53.9	43.3	46.3
23/1/2024	19:07	46.7	49.7			50.9	53.9	42.8	45.8
23/1/2024	19:12	46.8	49.8			51.0	54.0	43.1	46.1
23/1/2024	19:17	46.6	49.6	49.6		50.1	53.1	42.5	45.5
23/1/2024	19:22	46.5	49.5			49.8	52.8	42.6	45.6
23/1/2024	19:27	46.7	49.7			50.6	53.6	42.9	45.9
23/1/2024	19:32	46.4	49.4	49.3	49.5	49.6	52.6	43.2	46.2
23/1/2024	19:37	46.3	49.3			50.2	53.2	43.0	46.0
23/1/2024	19:42	46.4	49.4			50.2	53.2	43.3	46.3
23/1/2024	19:47	48.0	51.0	49.7		51.1	54.1	44.2	47.2
23/1/2024	19:52	46.7	49.7			50.0	53.0	43.0	46.0
23/1/2024	19:57	44.7	47.7			48.6	51.6	41.6	44.6
23/1/2024	20:02	44.9	47.9	47.9	47.9	48.2	51.2	41.2	44.2
23/1/2024	20:07	45.1	48.1			48.9	51.9	41.5	44.5
23/1/2024	20:12	44.7	47.7			48.5	51.5	41.3	44.3
23/1/2024	20:17	44.9	47.9	47.9		48.3	51.3	41.3	44.3
23/1/2024	20:22	44.5	47.5			48.0	51.0	40.8	43.8
23/1/2024	20:27	45.2	48.2			48.5	51.5	41.3	44.3
23/1/2024	20:32	44.8	47.8	47.5	47.3	47.7	50.7	42.0	45.0
23/1/2024	20:37	44.4	47.4			47.2	50.2	41.3	44.3
23/1/2024	20:42	44.1	47.1			46.9	49.9	41.2	44.2
23/1/2024	20:47	44.2	47.2	47.1		46.5	49.5	41.1	44.1
23/1/2024	20:52	44.2	47.2			46.6	49.6	41.1	44.1
23/1/2024	20:57	43.9	46.9			46.8	49.8	41.0	44.0
23/1/2024	21:02	43.6	46.6	46.7	46.8	45.9	48.9	40.7	43.7
23/1/2024	21:07	44.0	47.0			46.7	49.7	41.3	44.3
23/1/2024	21:12	43.5	46.5			46.4	49.4	40.9	43.9
23/1/2024	21:17	44.2	47.2	46.9		46.5	49.5	42.3	45.3
23/1/2024	21:22	44.1	47.1			46.2	49.2	41.7	44.7
23/1/2024	21:27	43.5	46.5			46.1	49.1	41.2	44.2
23/1/2024	21:32	43.6	46.6	46.9	46.8	45.8	48.8	41.2	44.2
23/1/2024	21:37	43.6	46.6			45.9	48.9	41.6	44.6
23/1/2024	21:42	44.4	47.4			46.7	49.7	42.2	45.2
23/1/2024	21:47	44.4	47.4	46.6		46.9	49.9	42.2	45.2
23/1/2024	21:52	42.1	45.1			44.0	47.0	39.5	42.5
23/1/2024	21:57	44.1	47.1			46.2	49.2	41.5	44.5
23/1/2024	22:02	43.6	46.6	47.3	47.3	46.1	49.1	41.0	44.0
23/1/2024	22:07	44.6	47.6			46.6	49.6	42.0	45.0
23/1/2024	22:12	44.6	47.6			47.2	50.2	42.0	45.0
23/1/2024	22:17	44.4	47.4	47.4		45.9	48.9	43.0	46.0
23/1/2024	22:22	44.2	47.2			45.7	48.7	42.5	45.5
23/1/2024	22:27	44.5	47.5			46.0	49.0	42.9	45.9
23/1/2024	22:32	44.2	47.2	47.3	47.2	45.6	48.6	42.8	45.8
23/1/2024	22:37	44.5	47.5			46.7	49.7	43.0	46.0
23/1/2024	22:42	44.3	47.3			46.0	49.0	42.3	45.3
23/1/2024	22:47	44.0	47.0	47.1		45.9	48.9	41.9	44.9
23/1/2024	22:52	44.4	47.4			46.0	49.0	42.6	45.6
23/1/2024	22:57	43.9	46.9			45.4	48.4	42.2	45.2
			Mean	47.8	47.8				
			Maximum	49.8	49.7				
			Minimum	46.6	46.8				

Date	Start Time	Leq (5mins)	Leq (5mins)*	Leq (15mins)	Leq (30mins)	L10 (5mins)	L10 (5mins)*	L90 (5mins)	L90 (5mins)*
24/1/2024	19:00	46.1	49.1	49.6	49.5	50.1	53.1	42.5	45.5
24/1/2024	19:05	46.5	49.5			50.1	53.1	42.2	45.2
24/1/2024	19:10	47.1	50.1			50.6	53.6	43.6	46.6
24/1/2024	19:15	46.4	49.4	49.4		50.4	53.4	42.4	45.4
24/1/2024	19:20	46.2	49.2			50.1	53.1	42.5	45.5
24/1/2024	19:25	46.6	49.6			50.9	53.9	42.4	45.4
24/1/2024	19:30	46.4	49.4	49.9	49.7	50.7	53.7	42.3	45.3
24/1/2024	19:35	47.5	50.5			51.2	54.2	43.9	46.9
24/1/2024	19:40	46.8	49.8			50.7	53.7	42.7	45.7
24/1/2024	19:45	47.4	50.4	49.5		51.0	54.0	43.9	46.9
24/1/2024	19:50	46.6	49.6			50.6	53.6	42.9	45.9
24/1/2024	19:55	45.0	48.0			49.3	52.3	41.3	44.3
24/1/2024	20:00	44.8	47.8	48.0	48.1	47.9	50.9	41.1	44.1
24/1/2024	20:05	44.6	47.6			48.5	51.5	40.7	43.7
24/1/2024	20:10	45.5	48.5			49.4	52.4	42.3	45.3
24/1/2024	20:15	45.2	48.2	48.1		48.7	51.7	41.9	44.9
24/1/2024	20:20	45.1	48.1			49.0	52.0	41.9	44.9
24/1/2024	20:25	45.1	48.1			48.6	51.6	41.8	44.8
24/1/2024	20:30	45.3	48.3	48.1	48.3	48.4	51.4	41.7	44.7
24/1/2024	20:35	45.1	48.1			48.4	51.4	41.6	44.6
24/1/2024	20:40	44.9	47.9			48.8	51.8	41.6	44.6
24/1/2024	20:45	45.3	48.3	48.6		48.5	51.5	41.6	44.6
24/1/2024	20:50	45.1	48.1			48.2	51.2	41.4	44.4
24/1/2024	20:55	46.3	49.3			49.8	52.8	43.0	46.0
24/1/2024	21:00	48.5	51.5	49.6	49.1	52.4	55.4	45.0	48.0
24/1/2024	21:05	46.3	49.3			50.0	53.0	42.9	45.9
24/1/2024	21:10	44.1	47.1			46.8	49.8	41.7	44.7
24/1/2024	21:15	45.2	48.2	48.6		47.6	50.6	42.7	45.7
24/1/2024	21:20	45.0	48.0			48.0	51.0	41.9	44.9
24/1/2024	21:25	46.4	49.4			49.3	52.3	44.1	47.1
24/1/2024	21:30	44.7	47.7	49.5	49.3	47.5	50.5	42.3	45.3
24/1/2024	21:35	44.5	47.5			47.5	50.5	41.9	44.9
24/1/2024	21:40	48.8	51.8			51.7	54.7	46.0	49.0
24/1/2024	21:45	47.2	50.2	49.0		50.1	53.1	44.5	47.5
24/1/2024	21:50	45.2	48.2			48.0	51.0	42.8	45.8
24/1/2024	21:55	45.4	48.4			47.5	50.5	43.5	46.5
24/1/2024	22:00	45.7	48.7	48.4	48.7	47.9	50.9	43.3	46.3
24/1/2024	22:05	45.5	48.5			47.8	50.8	42.9	45.9
24/1/2024	22:10	45.0	48.0			47.6	50.6	42.6	45.6
24/1/2024	22:15	46.3	49.3	49.0		48.9	51.9	43.9	46.9
24/1/2024	22:20	46.3	49.3			48.7	51.7	44.0	47.0
24/1/2024	22:25	45.5	48.5			47.9	50.9	43.5	46.5
24/1/2024	22:30	45.2	48.2	48.1	48.0	47.5	50.5	42.6	45.6
24/1/2024	22:35	45.0	48.0			47.0	50.0	42.9	45.9
24/1/2024	22:40	45.1	48.1			47.4	50.4	42.8	45.8
24/1/2024	22:45	45.0	48.0	47.9		47.5	50.5	42.9	45.9
24/1/2024	22:50	44.8	47.8			47.0	50.0	42.8	45.8
24/1/2024	22:55	44.9	47.9			46.4	49.4	43.1	46.1
			Mean	48.8	48.8				
			Maximum	49.9	49.7				
			Minimum	47.9	48.0				

Summary of Noise Monitoring Results during 19:00 - 23:00 at LFT_M3A		
	Leq (15mins)	Leq (30mins)
Mean	50.1	50.2
Maximum	58.6	56.6
Minimum	45.0	46.8

Appendix 3-21 Baseline Noise Monitoring Data – 23:00 - 07:00 on the next day at LFT_M3A

Station: LFT_M3A

Remark: *For Free Field measurement, +3 dB(A) was added to the measured results.

Date	Start Time	Leq (5mins)	Leq (5mins)*	Leq (15mins)	Leq (30mins)	L10 (5mins)	L10 (5mins)*	L90 (5mins)	L90 (5mins)*
11/1/2024	23:04	49.3	52.3	49.6	48.4	51.1	54.1	47.5	50.5
11/1/2024	23:09	44.1	47.1			45.5	48.5	42.5	45.5
11/1/2024	23:14	44.2	47.2			46.4	49.4	42.2	45.2
11/1/2024	23:19	43.3	46.3	46.8		45.2	48.2	41.8	44.8
11/1/2024	23:24	43.9	46.9			45.4	48.4	42.1	45.1
11/1/2024	23:29	44.1	47.1			45.9	48.9	42.2	45.2
11/1/2024	23:34	45.5	48.5	47.4	46.7	47.5	50.5	43.6	46.6
11/1/2024	23:39	44.7	47.7			46.6	49.6	43.2	46.2
11/1/2024	23:44	42.6	45.6			44.6	47.6	41.0	44.0
11/1/2024	23:49	42.7	45.7	45.8		44.6	47.6	40.6	43.6
11/1/2024	23:54	43.0	46.0			44.8	47.8	41.2	44.2
11/1/2024	23:59	42.8	45.8			44.9	47.9	41.4	44.4
			Mean	47.4	47.5				
			Maximum	49.6	48.4				
			Minimum	45.8	46.7				

Date	Start Time	Leq (5mins)	Leq (5mins)*	Leq (15mins)	Leq (30mins)	L10 (5mins)	L10 (5mins)*	L90 (5mins)	L90 (5mins)*
12/1/2024	0:04	42.6	45.6	45.5	45.6	44.3	47.3	41.0	44.0
12/1/2024	0:09	42.4	45.4			44.3	47.3	40.9	43.9
12/1/2024	0:14	42.6	45.6			44.6	47.6	40.6	43.6
12/1/2024	0:19	42.7	45.7	45.7		44.2	47.2	41.0	44.0
12/1/2024	0:24	42.6	45.6			44.2	47.2	40.7	43.7
12/1/2024	0:29	42.9	45.9			44.3	47.3	41.4	44.4
12/1/2024	0:34	42.9	45.9	46.0	46.0	44.5	47.5	41.0	44.0
12/1/2024	0:39	43.1	46.1			44.5	47.5	41.2	44.2
12/1/2024	0:44	43.0	46.0			44.9	47.9	41.1	44.1
12/1/2024	0:49	42.9	45.9	46.0		44.6	47.6	41.3	44.3
12/1/2024	0:54	43.0	46.0			44.6	47.6	41.4	44.4
12/1/2024	0:59	43.0	46.0			44.6	47.6	41.5	44.5
12/1/2024	1:04	43.0	46.0	46.0	46.0	44.4	47.4	41.4	44.4
12/1/2024	1:09	43.0	46.0			44.9	47.9	41.5	44.5
11/1/2024	1:14	43.0	46.0			45.0	48.0	41.5	44.5
12/1/2024	1:19	42.9	45.9	45.9		44.3	47.3	41.1	44.1
12/1/2024	1:24	42.8	45.8			44.3	47.3	41.4	44.4
12/1/2024	1:29	43.1	46.1			44.4	47.4	41.8	44.8
12/1/2024	1:34	43.0	46.0	46.0	45.8	44.7	47.7	41.4	44.4
12/1/2024	1:39	43.1	46.1			44.6	47.6	41.5	44.5
12/1/2024	1:44	42.9	45.9			44.6	47.6	41.4	44.4
12/1/2024	1:49	42.8	45.8	45.7		44.3	47.3	41.4	44.4
12/1/2024	1:54	42.6	45.6			44.3	47.3	40.8	43.8
12/1/2024	1:59	42.6	45.6			44.1	47.1	41.3	44.3
12/1/2024	2:04	42.8	45.8	45.6	45.6	44.6	47.6	41.0	44.0
12/1/2024	2:09	42.4	45.4			44.0	47.0	40.8	43.8
12/1/2024	2:14	42.5	45.5			44.0	47.0	40.8	43.8
12/1/2024	2:19	42.8	45.8	45.7		44.6	47.6	41.1	44.1
12/1/2024	2:24	42.7	45.7			44.1	47.1	41.3	44.3
12/1/2024	2:29	42.7	45.7			44.1	47.1	41.3	44.3
12/1/2024	2:34	42.5	45.5	45.6	45.7	44.0	47.0	41.1	44.1
12/1/2024	2:39	42.7	45.7			44.5	47.5	41.3	44.3
12/1/2024	2:44	42.6	45.6			44.3	47.3	41.2	44.2
12/1/2024	2:49	43.0	46.0	45.9		44.3	47.3	41.2	44.2
12/1/2024	2:54	42.7	45.7			44.5	47.5	41.0	44.0
12/1/2024	2:59	43.0	46.0			44.6	47.6	41.6	44.6
12/1/2024	3:04	42.8	45.8	45.8	45.8	44.3	47.3	41.3	44.3
12/1/2024	3:09	42.9	45.9			44.4	47.4	41.1	44.1
12/1/2024	3:14	42.8	45.8			44.1	47.1	41.3	44.3
12/1/2024	3:19	42.6	45.6	45.7		44.2	47.2	41.3	44.3
12/1/2024	3:24	42.7	45.7			44.3	47.3	41.3	44.3
12/1/2024	3:29	42.9	45.9			44.6	47.6	41.2	44.2
12/1/2024	3:34	43.0	46.0	45.9	45.9	44.3	47.3	41.5	44.5
12/1/2024	3:39	42.9	45.9			44.3	47.3	41.6	44.6
12/1/2024	3:44	43.0	46.0			44.4	47.4	41.6	44.6
12/1/2024	3:49	42.8	45.8	45.8		44.1	47.1	41.4	44.4
12/1/2024	3:54	43.1	46.1			44.7	47.7	41.5	44.5
12/1/2024	3:59	42.6	45.6			44.4	47.4	41.1	44.1
12/1/2024	4:04	42.9	45.9	45.9	45.8	44.5	47.5	41.5	44.5
12/1/2024	4:09	42.7	45.7			44.4	47.4	41.3	44.3
12/1/2024	4:14	43.1	46.1			44.9	47.9	41.5	44.5
12/1/2024	4:19	43.1	46.1	45.7		44.5	47.5	41.8	44.8
12/1/2024	4:24	42.3	45.3			43.7	46.7	40.9	43.9
12/1/2024	4:29	42.7	45.7			44.0	47.0	41.1	44.1
12/1/2024	4:34	43.0	46.0	45.7	45.8	44.6	47.6	41.6	44.6
12/1/2024	4:39	42.4	45.4			43.9	46.9	40.7	43.7
12/1/2024	4:44	42.9	45.9			44.3	47.3	41.1	44.1
12/1/2024	4:49	42.9	45.9	45.9		44.9	47.9	40.9	43.9
12/1/2024	4:54	43.0	46.0			44.8	47.8	41.5	44.5
12/1/2024	4:59	43.0	46.0			44.8	47.8	41.2	44.2
12/1/2024	5:04	43.0	46.0	45.9	45.9	44.9	47.9	41.3	44.3
12/1/2024	5:09	43.0	46.0			44.7	47.7	41.5	44.5
12/1/2024	5:14	42.7	45.7			44.6	47.6	41.2	44.2
12/1/2024	5:19	42.8	45.8	45.9		44.5	47.5	40.8	43.8
12/1/2024	5:24	43.1	46.1			44.6	47.6	41.3	44.3
12/1/2024	5:29	42.8	45.8			44.7	47.7	41.3	44.3
12/1/2024	5:34	43.1	46.1	46.0	46.7	44.8	47.8	41.3	44.3
12/1/2024	5:39	42.9	45.9			44.8	47.8	40.9	43.9
12/1/2024	5:44	43.0	46.0			44.5	47.5	41.5	44.5
12/1/2024	5:49	42.9	45.9	47.3		44.5	47.5	41.1	44.1
12/1/2024	5:54	44.2	47.2			45.8	48.8	42.7	45.7
12/1/2024	5:59	45.4	48.4			46.9	49.9	43.9	46.9
12/1/2024	6:04	46.3	49.3	49.0	50.5	47.9	50.9	44.7	47.7
12/1/2024	6:09	46.3	49.3			48.2	51.2	43.9	46.9
12/1/2024	6:14	45.4	48.4			47.8	50.8	43.3	46.3
12/1/2024	6:19	47.3	50.3	51.6		49.2	52.2	45.4	48.4
12/1/2024	6:24	49.1	52.1			51.4	54.4	47.1	50.1
12/1/2024	6:29	49.2	52.2			51.2	54.2	47.4	50.4
12/1/2024	6:34	48.0	51.0	51.8	53.9	50.1	53.1	45.8	48.8
12/1/2024	6:39	47.3	50.3			49.1	52.1	45.0	48.0
12/1/2024	6:44	50.4	53.4			52.4	55.4	48.1	51.1
12/1/2024	6:49	47.2	50.2	55.4		49.4	52.4	45.3	48.3
12/1/2024	6:54	45.6	48.6			47.6	50.6	43.5	46.5
12/1/2024	6:59	56.3	59.3			58.1	61.1	53.9	56.9

12/1/2024	23:04	55.0	58.0	57.2	54.8	56.7	59.7	52.8	55.8
12/1/2024	23:09	54.2	57.2			56.2	59.2	52.3	55.3
12/1/2024	23:14	53.1	56.1			54.6	57.6	51.0	54.0
12/1/2024	23:19	47.6	50.6	49.2		49.0	52.0	45.9	48.9
12/1/2024	23:24	45.4	48.4			47.3	50.3	43.6	46.6
12/1/2024	23:29	45.3	48.3			47.2	50.2	43.4	46.4
12/1/2024	23:34	44.5	47.5	46.4	46.2	46.7	49.7	42.7	45.7
12/1/2024	23:39	42.8	45.8			44.3	47.3	41.3	44.3
12/1/2024	23:44	42.8	45.8			44.7	47.7	41.2	44.2
12/1/2024	23:49	42.9	45.9	45.9		45.0	48.0	40.8	43.8
12/1/2024	23:54	42.9	45.9			44.5	47.5	41.0	44.0
12/1/2024	23:59	42.9	45.9			45.0	48.0	41.2	44.2
			Mean	47.1	47.3				
			Maximum	57.2	54.8				
			Minimum	45.5	45.6				

Station: LFT_M3A

Remark: *For Free Field measurement, +3 dB(A) was added to the measured results.

Date	Start Time	Leq (5mins)	Leq (5mins)*	Leq (15mins)	Leq (30mins)	L10 (5mins)	L10 (5mins)*	L90 (5mins)	L90 (5mins)*
13/1/2024	0:04	43.1	46.1	46.0	45.9	44.9	47.9	41.3	44.3
13/1/2024	0:09	42.8	45.8			44.6	47.6	41.0	44.0
13/1/2024	0:14	43.0	46.0			44.5	47.5	41.0	44.0
13/1/2024	0:19	42.8	45.8	45.8		44.2	47.2	40.9	43.9
13/1/2024	0:24	42.8	45.8			44.6	47.6	40.9	43.9
13/1/2024	0:29	42.7	45.7			44.7	47.7	40.8	43.8
13/1/2024	0:34	42.8	45.8	45.8	45.6	44.5	47.5	41.2	44.2
13/1/2024	0:39	42.8	45.8			44.8	47.8	41.1	44.1
13/1/2024	0:44	42.8	45.8			44.4	47.4	41.1	44.1
13/1/2024	0:49	42.7	45.7	45.5		44.7	47.7	41.2	44.2
13/1/2024	0:54	42.5	45.5			44.1	47.1	40.5	43.5
13/1/2024	0:59	42.3	45.3			43.8	46.8	40.8	43.8
13/1/2024	1:04	42.7	45.7	45.7	45.8	44.3	47.3	40.8	43.8
13/1/2024	1:09	42.8	45.8			44.4	47.4	41.2	44.2
13/1/2024	1:14	42.6	45.6			44.4	47.4	40.8	43.8
13/1/2024	1:19	43.0	46.0	45.9		44.3	47.3	41.6	44.6
13/1/2024	1:24	43.0	46.0			44.8	47.8	41.6	44.6
13/1/2024	1:29	42.8	45.8			44.1	47.1	41.3	44.3
13/1/2024	1:34	43.1	46.1	45.9	45.8	44.9	47.9	41.7	44.7
13/1/2024	1:39	42.7	45.7			44.2	47.2	41.1	44.1
13/1/2024	1:44	42.8	45.8			44.5	47.5	41.1	44.1
13/1/2024	1:49	42.6	45.6	45.8		44.2	47.2	41.1	44.1
13/1/2024	1:54	42.7	45.7			44.4	47.4	41.0	44.0
13/1/2024	1:59	43.1	46.1			44.6	47.6	41.5	44.5
13/1/2024	2:04	43.0	46.0	45.8	45.7	44.5	47.5	41.5	44.5
13/1/2024	2:09	42.7	45.7			44.1	47.1	41.4	44.4
13/1/2024	2:14	42.7	45.7			44.5	47.5	41.4	44.4
13/1/2024	2:19	42.9	45.9	45.6		44.3	47.3	41.3	44.3
13/1/2024	2:24	42.9	45.9			44.6	47.6	41.4	44.4
13/1/2024	2:29	41.9	44.9			43.3	46.3	40.6	43.6
13/1/2024	2:34	43.0	46.0	45.8	45.7	44.4	47.4	41.3	44.3
13/1/2024	2:39	42.7	45.7			44.3	47.3	41.2	44.2
13/1/2024	2:44	42.7	45.7			44.3	47.3	41.3	44.3
13/1/2024	2:49	42.4	45.4	45.6		44.2	47.2	40.6	43.6
13/1/2024	2:54	42.8	45.8			44.6	47.6	41.0	44.0
13/1/2024	2:59	42.6	45.6			43.9	46.9	41.0	44.0
13/1/2024	3:04	42.8	45.8	45.4	45.5	44.1	47.1	41.0	44.0
13/1/2024	3:09	42.3	45.3			43.9	46.9	40.8	43.8
13/1/2024	3:14	42.1	45.1			43.7	46.7	40.7	43.7
13/1/2024	3:19	42.6	45.6	45.6		43.9	46.9	41.2	44.2
13/1/2024	3:24	42.6	45.6			44.3	47.3	41.1	44.1
13/1/2024	3:29	42.7	45.7			44.5	47.5	41.3	44.3
13/1/2024	3:34	42.4	45.4	45.6	45.5	44.1	47.1	40.7	43.7
13/1/2024	3:39	42.5	45.5			44.0	47.0	40.8	43.8
13/1/2024	3:44	42.8	45.8			44.5	47.5	41.4	44.4
13/1/2024	3:49	42.7	45.7	45.4		44.4	47.4	41.4	44.4
13/1/2024	3:54	42.0	45.0			43.6	46.6	40.2	43.2
13/1/2024	3:59	42.6	45.6			44.1	47.1	41.0	44.0
13/1/2024	4:04	42.3	45.3	45.4	45.6	43.6	46.6	41.0	44.0
13/1/2024	4:09	42.5	45.5			43.8	46.8	41.0	44.0
13/1/2024	4:14	42.6	45.6			44.1	47.1	41.1	44.1
13/1/2024	4:19	42.7	45.7	45.7		44.4	47.4	41.1	44.1
13/1/2024	4:24	42.7	45.7			44.2	47.2	41.4	44.4
13/1/2024	4:29	42.6	45.6			44.2	47.2	41.2	44.2
13/1/2024	4:34	42.8	45.8	45.8	47.0	44.4	47.4	41.4	44.4
13/1/2024	4:39	42.8	45.8			44.5	47.5	41.1	44.1
13/1/2024	4:44	42.9	45.9			44.7	47.7	41.2	44.2
13/1/2024	4:49	42.9	45.9	48.0		44.5	47.5	41.2	44.2
13/1/2024	4:54	43.1	46.1			44.8	47.8	41.6	44.6
13/1/2024	4:59	47.4	50.4			49.3	52.3	45.4	48.4
13/1/2024	5:04	53.3	56.3	55.0	58.2	55.3	58.3	51.3	54.3
13/1/2024	5:09	52.5	55.5			54.1	57.1	51.0	54.0
13/1/2024	5:14	49.5	52.5			51.2	54.2	48.0	51.0
13/1/2024	5:19	55.3	58.3	59.9		57.2	60.2	53.6	56.6
13/1/2024	5:24	45.6	48.6			47.5	50.5	43.9	46.9
13/1/2024	5:29	60.5	63.5			62.3	65.3	58.6	61.6
13/1/2024	5:34	46.3	49.3	48.5	50.1	48.3	51.3	44.6	47.6
13/1/2024	5:39	44.8	47.8			46.3	49.3	43.3	46.3
13/1/2024	5:44	45.3	48.3			47.0	50.0	43.7	46.7
13/1/2024	5:49	46.4	49.4	51.3		48.4	51.4	44.7	47.7
13/1/2024	5:54	48.3	51.3			50.0	53.0	46.3	49.3
13/1/2024	5:59	49.6	52.6			51.5	54.5	47.6	50.6
13/1/2024	6:04	46.1	49.1	49.3	49.1	48.0	51.0	44.5	47.5
13/1/2024	6:09	46.6	49.6			48.8	51.8	44.3	47.3
13/1/2024	6:14	46.3	49.3			48.1	51.1	44.0	47.0
13/1/2024	6:19	45.6	48.6	48.8		47.9	50.9	43.4	46.4
13/1/2024	6:24	45.1	48.1			47.1	50.1	43.2	46.2
13/1/2024	6:29	46.7	49.7			48.5	51.5	44.5	47.5
13/1/2024	6:34	47.8	50.8	49.5	50.7	50.2	53.2	46.0	49.0
13/1/2024	6:39	46.0	49.0			48.1	51.1	44.2	47.2
13/1/2024	6:44	45.5	48.5			47.3	50.3	43.5	46.5
13/1/2024	6:49	46.8	49.8	51.6		49.1	52.1	44.8	47.8
13/1/2024	6:54	49.6	52.6			51.9	54.9	47.7	50.7
13/1/2024	6:59	49.1	52.1			50.9	53.9	47.3	50.3
13/1/2024	23:04	43.6	46.6	46.6	46.7	46.1	49.1	41.8	44.8
13/1/2024	23:09	43.5	46.5			46.1	49.1	41.7	44.7
13/1/2024	23:14	43.8	46.8			46.3	49.3	42.3	45.3
13/1/2024	23:19	43.4	46.4	46.7		46.3	49.3	41.6	44.6
13/1/2024	23:24	44.6	47.6			47.5	50.5	43.1	46.1
13/1/2024	23:29	43.0	46.0			45.7	48.7	41.1	44.1
13/1/2024	23:34	43.9	46.9	46.1	45.6	47.0	50.0	42.2	45.2
13/1/2024	23:39	42.5	45.5			45.4	48.4	40.5	43.5
13/1/2024	23:44	42.9	45.9			45.3	48.3	41.0	44.0
13/1/2024	23:49	41.7	44.7	45.0		43.9	46.9	40.1	43.1
13/1/2024	23:54	41.9	44.9			44.4	47.4	40.5	43.5
13/1/2024	23:59	42.3	45.3			44.3	47.3	40.7	43.7
			Mean	47.3	47.4				
			Maximum	59.9	58.2				
			Minimum	45.0	45.5				

Date	Start Time	Leq (5mins)	Leq (5mins)*	Leq (15mins)	Leq (30mins)	L10 (5mins)	L10 (5mins)*	L90 (5mins)	L90 (5mins)*
14/1/2024	0:04	42.1	45.1	45.2	45.2	44.7	47.7	40.1	43.1
14/1/2024	0:09	42.2	45.2			44.5	47.5	40.7	43.7
14/1/2024	0:14	42.4	45.4			44.9	47.9	40.7	43.7
14/1/2024	0:19	42.1	45.1	45.1		45.1	48.1	40.4	43.4
14/1/2024	0:24	42.0	45.0			44.7	47.7	40.6	43.6
14/1/2024	0:29	42.2	45.2			44.4	47.4	40.2	43.2
14/1/2024	0:34	42.6	45.6	45.7	45.4	44.9	47.9	40.8	43.8
14/1/2024	0:39	42.5	45.5			45.2	48.2	41.0	44.0
14/1/2024	0:44	42.9	45.9			45.0	48.0	41.3	44.3
14/1/2024	0:49	42.4	45.4	45.1		45.4	48.4	40.9	43.9
14/1/2024	0:54	42.1	45.1			45.0	48.0	40.7	43.7
14/1/2024	0:59	41.9	44.9			44.6	47.6	40.5	43.5
14/1/2024	1:04	43.1	46.1	45.8	45.6	45.1	48.1	41.5	44.5
14/1/2024	1:09	42.7	45.7			44.5	47.5	41.0	44.0
14/1/2024	1:14	42.7	45.7			44.5	47.5	41.0	44.0
14/1/2024	1:19	42.3	45.3	45.4		44.6	47.6	41.0	44.0
14/1/2024	1:24	42.4	45.4			45.1	48.1	41.1	44.1
14/1/2024	1:29	42.6	45.6			44.8	47.8	40.8	43.8
14/1/2024	1:34	42.8	45.8	45.3	45.1	44.8	47.8	41.0	44.0
14/1/2024	1:39	42.0	45.0			44.5	47.5	40.3	43.3
14/1/2024	1:44	42.0	45.0			43.8	46.8	40.5	43.5
14/1/2024	1:49	41.7	44.7	45.0		43.7	46.7	40.2	43.2
14/1/2024	1:54	41.9	44.9			43.8	46.8	40.1	43.1
14/1/2024	1:59	42.3	45.3			44.1	47.1	40.9	43.9
14/1/2024	2:04	42.2	45.2	45.1	45.3	44.8	47.8	40.4	43.4
14/1/2024	2:09	42.1	45.1			44.0	47.0	40.6	43.6
14/1/2024	2:14	41.9	44.9			44.0	47.0	40.6	43.6
14/1/2024	2:19	42.4	45.4	45.5		44.4	47.4	40.9	43.9
14/1/2024	2:24	42.6	45.6			44.9	47.9	41.2	44.2
14/1/2024	2:29	42.4	45.4			44.9	47.9	40.6	43.6
14/1/2024	2:34	42.6	45.6	45.3	45.2	45.3	48.3	41.0	44.0
14/1/2024	2:39	41.8	44.8			44.3	47.3	40.1	43.1
14/1/2024	2:44	42.4	45.4			44.5	47.5	41.0	44.0
14/1/2024	2:49	42.2	45.2	45.2		44.6	47.6	40.5	43.5
14/1/2024	2:54	42.6	45.6			44.9	47.9	41.2	44.2
14/1/2024	2:59	41.9	44.9			44.3	47.3	40.5	43.5
14/1/2024	3:04	42.0	45.0	45.4	45.4	44.5	47.5	40.6	43.6
14/1/2024	3:09	42.6	45.6			45.3	48.3	41.2	44.2
14/1/2024	3:14	42.5	45.5			45.2	48.2	41.0	44.0
14/1/2024	3:19	42.0	45.0	45.5		43.8	46.8	40.6	43.6
14/1/2024	3:24	42.4	45.4			45.0	48.0	41.1	44.1
14/1/2024	3:29	42.9	45.9			45.0	48.0	41.3	44.3
14/1/2024	3:34	43.1	46.1	46.0	45.9	45.9	48.9	41.6	44.6
14/1/2024	3:39	43.0	46.0			45.7	48.7	41.6	44.6
14/1/2024	3:44	43.0	46.0			45.4	48.4	41.5	44.5
14/1/2024	3:49	42.8	45.8	45.9		45.1	48.1	41.0	44.0
14/1/2024	3:54	42.9	45.9			46.2	49.2	41.5	44.5
14/1/2024	3:59	42.9	45.9			45.3	48.3	41.5	44.5
14/1/2024	4:04	43.1	46.1	46.0	46.0	46.4	49.4	41.3	44.3
14/1/2024	4:09	43.0	46.0			45.3	48.3	41.5	44.5
14/1/2024	4:14	43.0	46.0			45.2	48.2	41.5	44.5
14/1/2024	4:19	43.0	46.0	46.0		46.2	49.2	41.4	44.4
14/1/2024	4:24	43.1	46.1			45.4	48.4	41.2	44.2
14/1/2024	4:29	43.1	46.1			45.2	48.2	41.3	44.3
14/1/2024	4:34	43.1	46.1	46.0	46.0	45.3	48.3	41.3	44.3
14/1/2024	4:39	43.0	46.0			45.1	48.1	41.3	44.3
14/1/2024	4:44	43.0	46.0			45.4	48.4	41.3	44.3
14/1/2024	4:49	43.1	46.1	46.0		46.1	49.1	41.5	44.5
14/1/2024	4:54	43.0	46.0			45.5	48.5	41.3	44.3
14/1/2024	4:59	43.0	46.0			46.5	49.5	41.5	44.5
14/1/2024	5:04	43.0	46.0	46.0	46.0	45.3	48.3	41.1	44.1
14/1/2024	5:09	42.9	45.9			45.4	48.4	41.1	44.1
14/1/2024	5:14	43.1	46.1			46.2	49.2	41.4	44.4
14/1/2024	5:19	43.1	46.1	46.1		45.6	48.6	41.1	44.1
14/1/2024	5:24	43.0	46.0			46.4	49.4	40.6	43.6
14/1/2024	5:29	43.1	46.1			46.4	49.4	40.9	43.9
14/1/2024	5:34	43.0	46.0	46.0	46.0	45.6	48.6	41.1	44.1
14/1/2024	5:39	42.9	45.9			45.4	48.4	41.1	44.1
14/1/2024	5:44	43.0	46.0			46.2	49.2	41.2	44.2
14/1/2024	5:49	43.1	46.1	46.1		46.1	49.1	41.1	44.1
14/1/2024	5:54	43.0	46.0			46.3	49.3	41.1	44.1
14/1/2024	5:59	43.1	46.1			45.4	48.4	41.0	44.0
14/1/2024	6:04	42.9	45.9	46.0	46.0	45.2	48.2	41.0	44.0
14/1/2024	6:09	43.0	46.0			45.2	48.2	41.1	44.1
14/1/2024	6:14	43.1	46.1			45.8	48.8	40.8	43.8
14/1/2024	6:19	43.0	46.0	45.9		45.3	48.3	41.0	44.0
14/1/2024	6:24	43.0	46.0			46.6	49.6	40.8	43.8
14/1/2024	6:29	42.8	45.8			46.1	49.1	40.8	43.8
14/1/2024	6:34	42.9	45.9	46.5	46.6	45.7	48.7	40.7	43.7
14/1/2024	6:39	43.5	46.5			47.2	50.2	40.9	43.9
14/1/2024	6:44	44.0	47.0			47.0	50.0	41.8	44.8
14/1/2024	6:49	44.1	47.1	46.7		46.6	49.6	41.6	44.6
14/1/2024	6:54	43.6	46.6			47.5	50.5	40.9	43.9
14/1/2024	6:59	43.3	46.3			46.7	49.7	40.6	43.6
14/1/2024	23:04	42.3	45.3	46.0	45.7	46.0	49.0	41.8	44.8
14/1/2024	23:09	43.4	46.4			46.7	49.7	41.7	44.7
14/1/2024	23:14	43.3	46.3			47.0	50.0	42.3	45.3
14/1/2024	23:19	42.7	45.7	45.4		46.3	49.3	41.6	44.6
14/1/2024	23:24	42.0	45.0			45.5	48.5	43.1	46.1
14/1/2024	23:29	42.4	45.4			46.6	49.6	41.1	44.1
14/1/2024	23:34	43.8	46.8	46.0	45.7	48.0	51.0	42.2	45.2
14/1/2024	23:39	42.5	45.5			46.2	49.2	40.5	43.5
14/1/2024	23:44	42.6	45.6			46.6	49.6	41.0	44.0
14/1/2024	23:49	42.5	45.5	45.5		46.0	49.0	40.1	43.1
14/1/2024	23:54	42.5	45.5			45.9	48.9	40.5	43.5
14/1/2024	23:59	42.4	45.4			46.2	49.2	40.7	43.7
			Mean	45.7	45.7				
			Maximum	46.7	46.6				
			Minimum	45.0	45.1				

Station: LFT_M3A

Remark: *For Free Field measurement, +3 dB(A) was added to the measured results.

Date	Start Time	Leq (5mins)	Leq (5mins)*	Leq (15mins)	Leq (30mins)	L10 (5mins)	L10 (5mins)*	L90 (5mins)	L90 (5mins)*
15/1/2024	0:04	42.5	45.5	45.5	45.5	45.7	48.7	41.1	44.1
15/1/2024	0:09	42.7	45.7			45.8	48.8	41.2	44.2
15/1/2024	0:14	42.2	45.2			45.3	48.3	40.3	43.3
15/1/2024	0:19	42.6	45.6	45.6		46.4	49.4	40.7	43.7
15/1/2024	0:24	42.5	45.5			45.6	48.6	40.8	43.8
15/1/2024	0:29	42.6	45.6			46.2	49.2	41.2	44.2
15/1/2024	0:34	42.7	45.7	45.5	45.3	45.9	48.9	41.1	44.1
15/1/2024	0:39	42.5	45.5			45.9	48.9	40.7	43.7
15/1/2024	0:44	42.2	45.2			45.7	48.7	40.5	43.5
15/1/2024	0:49	42.0	45.0	45.1		45.2	48.2	40.2	43.2
15/1/2024	0:54	42.1	45.1			46.1	49.1	40.6	43.6
15/1/2024	0:59	42.3	45.3			46.0	49.0	40.6	43.6
15/1/2024	1:04	42.7	45.7	45.5	45.5	46.3	49.3	41.2	44.2
15/1/2024	1:09	42.3	45.3			45.5	48.5	41.0	44.0
15/1/2024	1:14	42.4	45.4			45.9	48.9	41.0	44.0
15/1/2024	1:19	42.4	45.4	45.5		46.5	49.5	40.7	43.7
15/1/2024	1:24	42.3	45.3			45.5	48.5	40.6	43.6
15/1/2024	1:29	42.6	45.6			45.9	48.9	41.3	44.3
15/1/2024	1:34	42.0	45.0	45.1	45.2	45.1	48.1	40.3	43.3
15/1/2024	1:39	42.2	45.2			45.9	48.9	40.8	43.8
15/1/2024	1:44	42.1	45.1			45.3	48.3	40.3	43.3
15/1/2024	1:49	42.3	45.3	45.2		45.4	48.4	40.6	43.6
15/1/2024	1:54	42.3	45.3			45.8	48.8	40.6	43.6
15/1/2024	1:59	42.1	45.1			45.2	48.2	40.7	43.7
15/1/2024	2:04	42.5	45.5	45.4	45.5	46.0	49.0	41.1	44.1
15/1/2024	2:09	42.3	45.3			45.6	48.6	41.0	44.0
15/1/2024	2:14	42.3	45.3			45.8	48.8	40.6	43.6
15/1/2024	2:19	42.4	45.4	45.5		45.9	48.9	41.0	44.0
15/1/2024	2:24	42.1	45.1			45.0	48.0	40.5	43.5
15/1/2024	2:29	43.1	46.1			46.6	49.6	41.3	44.3
15/1/2024	2:34	42.9	45.9	46.0	45.7	46.4	49.4	41.6	44.6
15/1/2024	2:39	43.0	46.0			46.3	49.3	41.6	44.6
15/1/2024	2:44	43.1	46.1			45.9	48.9	41.3	44.3
15/1/2024	2:49	43.1	46.1	45.4		46.3	49.3	41.3	44.3
15/1/2024	2:54	41.8	44.8			44.7	47.7	40.0	43.0
15/1/2024	2:59	42.1	45.1			44.9	47.9	40.7	43.7
15/1/2024	3:04	41.7	44.7	44.8	44.8	45.0	48.0	40.2	43.2
15/1/2024	3:09	41.8	44.8			45.5	48.5	40.2	43.2
15/1/2024	3:14	41.9	44.9			45.3	48.3	40.3	43.3
15/1/2024	3:19	42.0	45.0	44.8		45.5	48.5	40.5	43.5
15/1/2024	3:24	41.6	44.6			44.7	47.7	40.3	43.3
15/1/2024	3:29	42.0	45.0			44.9	47.9	40.3	43.3
15/1/2024	3:34	42.9	45.9	45.2	45.2	45.8	48.8	41.5	44.5
15/1/2024	3:39	42.1	45.1			45.5	48.5	40.8	43.8
15/1/2024	3:44	41.6	44.6			44.6	47.6	40.1	43.1
15/1/2024	3:49	42.0	45.0	45.2		46.0	49.0	40.5	43.5
15/1/2024	3:54	42.4	45.4			45.9	48.9	40.6	43.6
15/1/2024	3:59	42.2	45.2			46.3	49.3	40.5	43.5
15/1/2024	4:04	42.0	45.0	45.2	45.2	45.8	48.8	40.0	43.0
15/1/2024	4:09	42.2	45.2			46.4	49.4	40.6	43.6
15/1/2024	4:14	42.3	45.3			46.3	49.3	40.8	43.8
15/1/2024	4:19	42.2	45.2	45.3		45.3	48.3	40.3	43.3
15/1/2024	4:24	42.8	45.8			46.3	49.3	41.1	44.1
15/1/2024	4:29	42.0	45.0			46.2	49.2	40.4	43.4
15/1/2024	4:34	43.1	46.1	45.5	45.1	47.3	50.3	41.6	44.6
15/1/2024	4:39	42.2	45.2			45.7	48.7	40.3	43.3
15/1/2024	4:44	42.1	45.1			46.0	49.0	40.2	43.2
15/1/2024	4:49	41.4	44.4	44.7		45.0	48.0	39.9	42.9
15/1/2024	4:54	41.8	44.8			45.9	48.9	40.0	43.0
15/1/2024	4:59	41.9	44.9			45.5	48.5	39.9	42.9
15/1/2024	5:04	41.9	44.9	45.3	45.0	45.1	48.1	40.0	43.0
15/1/2024	5:09	42.9	45.9			47.3	50.3	41.3	44.3
15/1/2024	5:14	41.9	44.9			46.1	49.1	40.3	43.3
15/1/2024	5:19	41.5	44.5	44.7		45.4	48.4	39.7	42.7
15/1/2024	5:24	42.1	45.1			46.1	49.1	40.0	43.0
15/1/2024	5:29	41.6	44.6			45.4	48.4	39.5	42.5
15/1/2024	5:34	41.8	44.8	45.0	45.2	46.0	49.0	39.8	42.8
15/1/2024	5:39	41.9	44.9			45.1	48.1	39.9	42.9
15/1/2024	5:44	42.3	45.3			46.5	49.5	40.1	43.1
15/1/2024	5:49	41.6	44.6	45.4		46.0	49.0	39.2	42.2
15/1/2024	5:54	42.6	45.6			46.2	49.2	40.8	43.8
15/1/2024	5:59	42.8	45.8			46.6	49.6	41.0	44.0
15/1/2024	6:04	42.0	45.0	46.4	46.8	45.2	48.2	40.1	43.1
15/1/2024	6:09	42.9	46.9			47.9	50.9	41.5	44.5
15/1/2024	6:14	44.0	47.0			47.7	50.7	41.9	44.9
15/1/2024	6:19	44.5	47.5	47.3		48.0	51.0	42.6	45.6
15/1/2024	6:24	43.9	46.9			47.6	50.6	41.5	44.5
15/1/2024	6:29	44.4	47.4			49.1	52.1	42.0	45.0
15/1/2024	6:34	44.4	47.4	47.2	47.8	49.2	52.2	42.2	45.2
15/1/2024	6:39	44.1	47.1			47.7	50.7	42.0	45.0
15/1/2024	6:44	44.0	47.0			47.3	50.3	41.3	44.3
15/1/2024	6:49	45.0	48.0	48.4		48.4	51.4	42.4	45.4
15/1/2024	6:54	45.2	48.2			48.9	51.9	42.7	45.7
15/1/2024	6:59	45.9	48.9			49.5	52.5	43.6	46.6
15/1/2024	23:03	44.5	47.5	47.5	48.3	46.7	49.7	42.0	45.0
15/1/2024	23:08	44.4	47.4			46.7	49.7	41.8	44.8
15/1/2024	23:13	44.6	47.6			46.5	49.5	43.0	46.0
15/1/2024	23:18	46.4	49.4	49.0		48.6	51.6	44.6	47.6
15/1/2024	23:23	45.7	48.7			47.2	50.2	43.5	46.5
15/1/2024	23:28	45.9	48.9			47.6	50.6	44.5	47.5
15/1/2024	23:33	41.9	44.9	44.9	45.0	44.1	47.1	39.7	42.7
15/1/2024	23:38	41.8	44.8			43.9	46.9	39.6	42.6
15/1/2024	23:43	42.0	45.0			43.6	46.6	39.8	42.8
15/1/2024	23:48	42.0	45.0	45.0		43.8	46.8	40.4	43.4
15/1/2024	23:53	42.0	45.0			43.8	46.8	40.3	43.3
15/1/2024	23:58	42.0	45.0			44.1	47.1	40.5	43.5
			Mean	45.7	45.7				
			Maximum	49.0	48.3				
			Minimum	44.7	44.8				

Date	Start Time	Leq (5mins)	Leq (5mins)*	Leq (15mins)	Leq (30mins)	L10 (5mins)	L10 (5mins)*	L90 (5mins)	L90 (5mins)*
16/1/2024	0:03	41.8	44.8	45.1	44.9	43.2	46.2	39.8	42.8
16/1/2024	0:08	42.3	45.3			44.3	47.3	40.1	43.1
16/1/2024	0:13	42.2	45.2			43.7	46.7	40.7	43.7
16/1/2024	0:18	42.0	45.0	44.7		43.6	46.6	40.3	43.3
16/1/2024	0:23	41.5	44.5			43.3	46.3	40.1	43.1
16/1/2024	0:28	41.7	44.7			43.2	46.2	39.8	42.8
16/1/2024	0:33	41.6	44.6	44.6	44.6	43.0	46.0	40.1	43.1
16/1/2024	0:38	41.4	44.4			42.8	45.8	39.4	42.4
16/1/2024	0:43	41.7	44.7			43.6	46.6	40.0	43.0
16/1/2024	0:48	41.6	44.6	44.7		43.4	46.4	39.9	42.9
16/1/2024	0:53	41.9	44.9			43.6	46.6	40.4	43.4
16/1/2024	0:58	41.8	44.8			43.2	46.2	39.8	42.8
16/1/2024	1:03	41.5	44.5	44.6	44.8	42.9	45.9	39.6	42.6
16/1/2024	1:08	41.5	44.5			43.5	46.5	39.9	42.9
16/1/2024	1:13	41.9	44.9			43.6	46.6	40.2	43.2
16/1/2024	1:18	41.9	44.9	45.1		43.4	46.4	40.2	43.2
16/1/2024	1:23	42.0	45.0			43.5	46.5	40.0	43.0
16/1/2024	1:28	42.3	45.3			43.8	46.8	41.0	44.0
16/1/2024	1:33	42.5	45.5	45.4	45.6	43.9	46.9	41.2	44.2
16/1/2024	1:38	42.2	45.2			43.8	46.8	40.8	43.8
16/1/2024	1:43	42.5	45.5			43.8	46.8	40.7	43.7
16/1/2024	1:48	42.7	45.7	45.7		44.3	47.3	41.2	44.2
16/1/2024	1:53	42.7	45.7			44.1	47.1	41.3	44.3
16/1/2024	1:58	42.9	45.9			44.7	47.7	41.6	44.6
16/1/2024	2:03	42.6	45.6	45.8	45.9	44.2	47.2	41.3	44.3
16/1/2024	2:08	43.1	46.1			44.9	47.9	41.4	44.4
16/1/2024	2:13	42.9	45.9			44.5	47.5	41.1	44.1
16/1/2024	2:18	43.0	46.0	46.0		44.4	47.4	41.7	44.7
16/1/2024	2:23	42.9	45.9			44.4	47.4	41.6	44.6
16/1/2024	2:28	43.2	46.2			44.6	47.6	41.8	44.8
16/1/2024	2:33	42.8	45.8	46.0	46.0	44.3	47.3	41.5	44.5
16/1/2024	2:38	42.9	45.9			44.6	47.6	41.1	44.1
16/1/2024	2:43	43.2	46.2			44.8	47.8	41.6	44.6
16/1/2024	2:48	43.1	46.1	45.9		44.5	47.5	41.3	44.3
16/1/2024	2:53	42.7	45.7			44.4	47.4	41.1	44.1
16/1/2024	2:58	42.9	45.9			44.2	47.2	41.2	44.2
16/1/2024	3:03	43.3	46.3	46.3	46.4	44.7	47.7	41.6	44.6
16/1/2024	3:08	43.3	46.3			44.8	47.8	41.9	44.9
16/1/2024	3:13	43.3	46.3			44.6	47.6	41.8	44.8
16/1/2024	3:18	43.2	46.2	46.5		45.0	48.0	41.9	44.9
16/1/2024	3:23	43.9	46.9			45.7	48.7	42.3	45.3
16/1/2024	3:28	43.2	46.2			44.6	47.6	41.5	44.5
16/1/2024	3:33	43.6	46.6	46.2	46.1	45.2	48.2	41.8	44.8
16/1/2024	3:38	43.1	46.1			44.9	47.9	41.3	44.3
16/1/2024	3:43	42.9	45.9			44.6	47.6	41.1	44.1
16/1/2024	3:48	43.0	46.0	46.1		44.7	47.7	41.4	44.4
16/1/2024	3:53	43.1	46.1			44.9	47.9	41.5	44.5
16/1/2024	3:58	43.1	46.1			44.7	47.7	41.3	44.3
16/1/2024	4:03	43.5	46.5	46.2	46.3	45.2	48.2	41.9	44.9
16/1/2024	4:08	43.4	46.4			45.2	48.2	41.7	44.7
16/1/2024	4:13	42.9	45.9			44.5	47.5	41.5	44.5
16/1/2024	4:18	43.7	46.7	46.3		45.2	48.2	41.9	44.9
16/1/2024	4:23	43.3	46.3			44.7	47.7	41.9	44.9
16/1/2024	4:28	42.8	45.8			44.6	47.6	41.5	44.5
16/1/2024	4:33	43.1	46.1	45.8	45.8	44.5	47.5	41.8	44.8
16/1/2024	4:38	42.8	45.8			44.2	47.2	41.5	44.5
16/1/2024	4:43	42.6	45.6			44.0	47.0	40.8	43.8
16/1/2024	4:48	43.0	46.0	45.7		44.3	47.3	41.7	44.7
16/1/2024	4:53	41.8	44.8			43.2	46.2	40.0	43.0
16/1/2024	4:58	43.2	46.2			44.9	47.9	41.6	44.6
16/1/2024	5:03	43.3	46.3	46.2	46.0	45.2	48.2	41.6	44.6
16/1/2024	5:08	43.3	46.3			45.0	48.0	41.8	44.8
16/1/2024	5:13	43.1	46.1			44.6	47.6	41.4	44.4
16/1/2024	5:18	43.1	46.1	45.8		44.8	47.8	41.5	44.5
16/1/2024	5:23	42.5	45.5			44.4	47.4	41.0	44.0
16/1/2024	5:28	43.0	46.0			44.6	47.6	41.3	44.3
16/1/2024	5:33	43.4	46.4	46.3	46.2	45.1	48.1	41.7	44.7
16/1/2024	5:38	43.2	46.2			44.9	47.9	41.2	44.2
16/1/2024	5:43	43.4	46.4			44.9	47.9	41.4	44.4
16/1/2024	5:48	43.0	46.0	46.1		44.9	47.9	41.1	44.1
16/1/2024	5:53	43.1	46.1			45.0	48.0	41.1	44.1
16/1/2024	5:58	43.2	46.2			45.1	48.1	41.5	44.5
16/1/2024	6:03	43.1	46.1	46.0	46.1	45.0	48.0	41.1	44.1
16/1/2024	6:08	43.0	46.0			44.9	47.9	41.0	44.0
16/1/2024	6:13	43.0	46.0			44.5	47.5	41.5	44.5
16/1/2024	6:18	43.0	46.0	46.1		45.3	48.3	41.0	44.0
16/1/2024	6:23	43.4	46.4			45.8	48.8	41.3	44.3
16/1/2024	6:28	43.0	46.0			45.2	48.2	40.9	43.9
16/1/2024	6:33	42.9	45.9	45.8	46.0	44.8	47.8	41.1	44.1
16/1/2024	6:38	42.4	45.4			44.5	47.5	40.0	43.0
16/1/2024	6:43	43.1	46.1			45.2	48.2	41.2	44.2
16/1/2024	6:48	43.1	46.1	46.1		44.9	47.9	40.7	43.7
16/1/2024	6:53	43.4	46.4			45.3	48.3	41.6	44.6
16/1/2024	6:58	42.8	45.8			44.9	47.9	41.0	44.0
16/1/2024	23:03	44.1	47.1	47.1	46.9	46.2	49.2	41.9	44.9
16/1/2024	23:08	44.2	47.2			46.3	49.3	41.8	44.8
16/1/2024	23:13	44.0	47.0			45.5	48.5	41.9	44.9
16/1/2024	23:18	44.5	47.5	46.8		46.7	49.7	43.0	46.0
16/1/2024	23:23	43.7	46.7			45.3	48.3	41.9	44.9
16/1/2024	23:28	42.9	45.9			44.8	47.8	41.4	44.4
16/1/2024	23:33	43.0	46.0	45.8	45.9	44.7	47.7	41.0	44.0
16/1/2024	23:38	42.7	45.7			44.5	47.5	40.5	43.5
16/1/2024	23:43	42.8	45.8			44.3	47.3	41.0	44.0
16/1/2024	23:48	42.8	45.8	45.9		44.7	47.7	40.6	43.6
16/1/2024	23:53	42.9	45.9			44.7	47.7	41.1	44.1
16/1/2024	23:58	42.9	45.9			44.6	47.6	41.0	44.0
			Mean	45.8	45.8				
			Maximum	47.1	46.9				
			Minimum	44.6	44.6				

Station: LFT_M3A

Remark: *For Free Field measurement, +3 dB(A) was added to the measured results.

Date	Start Time	Leq (5mins)	Leq (5mins)*	Leq (15mins)	Leq (30mins)	L10 (5mins)	L10 (5mins)*	L90 (5mins)	L90 (5mins)*
17/1/2024	0:03	42.9	45.9	45.8		44.3	47.3	**41.3**	44.3
17/1/2024	0:08	42.9	45.9		45.8	44.9	47.9	**40.8**	43.8
17/1/2024	0:13	42.6	45.6			44.1	47.1	**40.7**	43.7
17/1/2024	0:18	42.9	45.9	45.8		44.7	47.7	**41.4**	44.4
17/1/2024	0:23	42.6	45.6			44.2	47.2	**40.9**	43.9
17/1/2024	0:28	42.9	45.9			44.4	47.4	**41.1**	44.1
17/1/2024	0:33	42.8	45.8	45.8	45.8	44.3	47.3	**41.3**	44.3
17/1/2024	0:38	42.7	45.7			44.7	47.7	**40.7**	43.7
17/1/2024	0:43	42.9	45.9			44.8	47.8	**41.3**	44.3
17/1/2024	0:48	42.6	45.6	45.8		44.2	47.2	**41.0**	44.0
17/1/2024	0:53	42.9	45.9			44.3	47.3	**41.2**	44.2
17/1/2024	0:58	42.9	45.9			44.7	47.7	**41.5**	44.5
17/1/2024	1:03	42.8	45.8	45.8	45.9	44.4	47.4	**41.3**	44.3
17/1/2024	1:08	43.0	46.0			44.6	47.6	**41.2**	44.2
17/1/2024	1:13	42.5	45.5			44.1	47.1	**40.9**	43.9
17/1/2024	1:18	42.9	45.9	45.9		44.4	47.4	**41.4**	44.4
17/1/2024	1:23	43.0	46.0			45.0	48.0	**41.6**	44.6
17/1/2024	1:28	43.0	46.0			44.4	47.4	**41.7**	44.7
17/1/2024	1:33	42.8	45.8	45.8	45.8	44.1	47.1	**41.4**	44.4
17/1/2024	1:38	42.9	45.9			44.4	47.4	**41.3**	44.3
17/1/2024	1:43	42.8	45.8			44.6	47.6	**41.0**	44.0
17/1/2024	1:48	42.9	45.9	45.7		44.5	47.5	**41.6**	44.6
17/1/2024	1:53	42.6	45.6			44.0	47.0	**41.3**	44.3
17/1/2024	1:58	42.7	45.7			44.4	47.4	**41.1**	44.1
17/1/2024	2:03	42.7	45.7	45.9	45.8	44.2	47.2	**41.2**	44.2
17/1/2024	2:08	42.9	45.9			44.2	47.2	**41.3**	44.3
17/1/2024	2:13	42.9	45.9			44.3	47.3	**41.6**	44.6
17/1/2024	2:18	43.0	46.0	45.8		44.4	47.4	**41.4**	44.4
17/1/2024	2:23	42.9	45.9			44.2	47.2	**41.3**	44.3
17/1/2024	2:28	42.7	45.7			44.2	47.2	**41.2**	44.2
17/1/2024	2:33	42.1	45.1	45.3	45.2	43.5	46.5	**40.5**	43.5
17/1/2024	2:38	42.4	45.4			44.0	47.0	**40.9**	43.9
17/1/2024	2:43	42.2	45.2			43.9	46.9	**40.7**	43.7
17/1/2024	2:48	42.5	45.5	45.2		44.1	47.1	**40.7**	43.7
17/1/2024	2:53	41.8	44.8			43.6	46.6	**40.5**	43.5
17/1/2024	2:58	42.2	45.2			43.8	46.8	**40.6**	43.6
17/1/2024	3:03	42.3	45.3	45.3	45.1	43.7	46.7	**40.9**	43.9
17/1/2024	3:08	42.2	45.2			43.5	46.5	**40.6**	43.6
17/1/2024	3:13	42.4	45.4			43.7	46.7	**41.0**	44.0
17/1/2024	3:18	41.9	44.9	45.0		43.3	46.3	**40.6**	43.6
17/1/2024	3:23	42.1	45.1			43.6	46.6	**40.6**	43.6
17/1/2024	3:28	41.9	44.9			43.2	46.2	**40.4**	43.4
17/1/2024	3:33	42.1	45.1	45.0	45.2	43.6	46.6	**40.7**	43.7
17/1/2024	3:38	42.0	45.0			43.5	46.5	**40.4**	43.4
17/1/2024	3:43	42.0	45.0			43.6	46.6	**40.3**	43.3
17/1/2024	3:48	42.1	45.1			43.9	46.9	**40.7**	43.7
17/1/2024	3:53	42.2	45.2	45.4		44.0	47.0	**40.9**	43.9
17/1/2024	3:58	42.8	45.8			44.1	47.1	**41.2**	44.2
17/1/2024	4:03	42.4	45.4	45.3	45.6	43.7	46.7	**40.9**	43.9
17/1/2024	4:08	42.2	45.2			44.0	47.0	**40.5**	43.5
17/1/2024	4:13	42.4	45.4			44.2	47.2	**40.7**	43.7
17/1/2024	4:18	42.5	45.5	45.8		43.8	46.8	**41.0**	44.0
17/1/2024	4:23	42.8	45.8			44.1	47.1	**41.4**	44.4
17/1/2024	4:28	43.0	46.0			44.3	47.3	**41.7**	44.7
17/1/2024	4:33	42.5	45.5	45.5	45.6	44.1	47.1	**41.0**	44.0
17/1/2024	4:38	42.3	45.3			43.7	46.7	**40.8**	43.8
17/1/2024	4:43	42.6	45.6			43.9	46.9	**40.8**	43.8
17/1/2024	4:48	42.7	45.7	45.8		44.1	47.1	**41.0**	44.0
17/1/2024	4:53	42.9	45.9			44.6	47.6	**41.3**	44.3
17/1/2024	4:58	42.8	45.8			44.5	47.5	**41.3**	44.3
17/1/2024	5:03	42.6	45.6	45.8	45.9	44.3	47.3	**40.7**	43.7
17/1/2024	5:08	43.1	46.1			44.6	47.6	**41.1**	44.1
17/1/2024	5:13	42.7	45.7			44.2	47.2	**41.0**	44.0
17/1/2024	5:18	42.5	45.5	46.1		44.1	47.1	**41.0**	44.0
17/1/2024	5:23	43.3	46.3			45.0	48.0	**41.8**	44.8
17/1/2024	5:28	43.4	46.4			45.0	48.0	**41.8**	44.8
17/1/2024	5:33	44.1	47.1	47.0	47.6	45.6	48.6	**42.4**	45.4
17/1/2024	5:38	43.8	46.8			45.7	48.7	**42.2**	45.2
17/1/2024	5:43	44.1	47.1			45.7	48.7	**42.3**	45.3
17/1/2024	5:48	43.9	46.9	48.2		45.5	48.5	**42.1**	45.1
17/1/2024	5:53	45.3	48.3			47.3	50.3	**43.7**	46.7
17/1/2024	5:58	46.1	49.1			47.7	50.7	**44.1**	47.1
17/1/2024	6:03	46.0	49.0	48.8	48.7	47.5	50.5	**44.3**	47.3
17/1/2024	6:08	45.2	48.2			47.2	50.2	**43.3**	46.3
17/1/2024	6:13	46.1	49.1			47.6	50.6	**44.3**	47.3
17/1/2024	6:18	45.6	48.6	48.7		47.4	50.4	**43.4**	46.4
17/1/2024	6:23	46.0	49.0			47.8	50.8	**44.0**	47.0
17/1/2024	6:28	45.6	48.6			47.5	50.5	**43.7**	46.7
17/1/2024	6:33	45.7	48.7	51.3	54.3	48.0	51.0	**43.6**	46.6
17/1/2024	6:38	50.6	53.6			53.0	56.0	**48.6**	51.6
17/1/2024	6:43	47.1	50.1			49.1	52.1	**44.8**	47.8
17/1/2024	6:48	47.8	50.8			50.0	53.0	**45.7**	48.7
17/1/2024	6:53	53.6	56.6	56.1		55.7	58.7	**51.4**	54.4
17/1/2024	6:58	55.0	58.0			56.8	59.8	**52.6**	55.6
17/1/2024	23:01	42.8	45.8	46.1	45.9	44.8	47.8	**40.7**	43.7
17/1/2024	23:06	41.1	44.1			43.2	46.2	**39.4**	42.4
17/1/2024	23:11	44.7	47.7			46.5	49.5	**43.1**	46.1
17/1/2024	23:16	43.3	46.3	45.7		45.5	48.5	**41.1**	44.1
17/1/2024	23:21	42.5	45.5			44.0	47.0	**40.6**	43.6
17/1/2024	23:26	42.1	45.1			43.5	46.5	**40.0**	43.0
17/1/2024	23:31	42.5	45.5	45.5	45.6	44.3	47.3	**41.0**	44.0
17/1/2024	23:36	42.4	45.4			44.6	47.6	**40.9**	43.9
17/1/2024	23:41	42.6	45.6			44.2	47.2	**40.6**	43.6
17/1/2024	23:46	42.6	45.6	45.6		44.7	47.7	**40.8**	43.8
17/1/2024	23:51	42.6	45.6			44.7	47.7	**40.9**	43.9
17/1/2024	23:56	42.6	45.6			44.1	47.1	**40.7**	43.7
			Mean	**46.4**	**46.5**				
			Maximum	**56.1**	**54.3**				
			Minimum	**45.0**	**45.1**				

Date	Start Time	Leq (5mins)	Leq (5mins)*	Leq (15mins)	Leq (30mins)	L10 (5mins)	L10 (5mins)*	L90 (5mins)	L90 (5mins)*
18/1/2024	0:01	42.4	45.4	45.4	45.5	43.9	46.9	**40.4**	43.4
18/1/2024	0:06	42.6	45.6			44.5	47.5	**41.1**	44.1
18/1/2024	0:11	42.2	45.2			43.7	46.7	**40.2**	43.2
18/1/2024	0:16	42.8	45.8	45.6		44.2	47.2	**41.4**	44.4
18/1/2024	0:21	42.6	45.6			44.5	47.5	**41.2**	44.2
18/1/2024	0:26	42.5	45.5			44.3	47.3	**41.1**	44.1
18/1/2024	0:31	42.9	45.9	46.0	46.0	44.8	47.8	**41.5**	44.5
18/1/2024	0:36	42.9	45.9			44.3	47.3	**41.3**	44.3
18/1/2024	0:41	43.1	46.1			44.6	47.6	**41.3**	44.3
18/1/2024	0:46	43.0	46.0	46.0		44.4	47.4	**41.3**	44.3
18/1/2024	0:51	43.0	46.0			44.8	47.8	**41.0**	44.0
18/1/2024	0:56	43.0	46.0			45.0	48.0	**41.6**	44.6
18/1/2024	1:01	42.5	45.5	45.7	45.8	44.5	47.5	**40.7**	43.7
18/1/2024	1:06	42.8	45.8			44.2	47.2	**41.1**	44.1
18/1/2024	1:11	42.8	45.8			44.3	47.3	**41.3**	44.3
18/1/2024	1:16	42.5	45.5	45.8		44.2	47.2	**41.1**	44.1
18/1/2024	1:21	43.1	46.1			44.9	47.9	**41.4**	44.4
18/1/2024	1:26	42.9	45.9			44.5	47.5	**41.3**	44.3
18/1/2024	1:31	42.6	45.6	45.6	45.7	44.0	47.0	**41.1**	44.1
18/1/2024	1:36	42.6	45.6			44.3	47.3	**41.2**	44.2
18/1/2024	1:41	42.6	45.6			44.4	47.4	**40.9**	43.9
18/1/2024	1:46	43.0	46.0	45.8		44.7	47.7	**41.2**	44.2
18/1/2024	1:51	42.5	45.5			44.0	47.0	**40.9**	43.9
18/1/2024	1:56	42.9	45.9			44.4	47.4	**41.2**	44.2
18/1/2024	2:01	42.0	45.0	45.2	45.3	43.4	46.4	**40.6**	43.6
18/1/2024	2:06	42.4	45.4			44.0	47.0	**41.1**	44.1
18/1/2024	2:11	42.0	45.0			43.7	46.7	**40.2**	43.2
18/1/2024	2:16	42.8	45.8	45.4		44.6	47.6	**41.1**	44.1
18/1/2024	2:21	42.2	45.2			43.8	46.8	**40.8**	43.8
18/1/2024	2:26	42.2	45.2			43.9	46.9	**40.6**	43.6
18/1/2024	2:31	42.3	45.3	45.4	45.6	44.1	47.1	**40.7**	43.7
18/1/2024	2:36	42.3	45.3			44.0	47.0	**40.8**	43.8
18/1/2024	2:41	42.8	45.8			44.3	47.3	**41.4**	44.4
18/1/2024	2:46	43.1	46.1	45.7		44.7	47.7	**41.3**	44.3
18/1/2024	2:51	42.4	45.4			43.9	46.9	**40.6**	43.6
18/1/2024	2:56	42.7	45.7			44.5	47.5	**41.4**	44.4
18/1/2024	3:01	42.6	45.6	45.5	45.8	44.1	47.1	**40.8**	43.8
18/1/2024	3:06	42.3	45.3			44.1	47.1	**40.6**	43.6
18/1/2024	3:11	42.7	45.7			44.5	47.5	**41.1**	44.1
18/1/2024	3:16	42.9	45.9	46.0		44.7	47.7	**41.4**	44.4
18/1/2024	3:21	43.0	46.0			44.4	47.4	**41.2**	44.2
18/1/2024	3:26	43.0	46.0			44.5	47.5	**41.3**	44.3
18/1/2024	3:31	43.0	46.0	45.9	45.9	44.8	47.8	**41.7**	44.7
18/1/2024	3:36	42.8	45.8			44.6	47.6	**41.0**	44.0
18/1/2024	3:41	43.0	46.0			44.3	47.3	**41.6**	44.6
18/1/2024	3:46	42.9	45.9			44.4	47.4	**41.1**	44.1
18/1/2024	3:51	43.1	46.1	45.9		44.7	47.7	**41.3**	44.3
18/1/2024	3:56	42.8	45.8			44.4	47.4	**41.2**	44.2
18/1/2024	4:01	42.7	45.7	45.8	45.8	44.2	47.2	**41.0**	44.0
18/1/2024	4:06	43.0	46.0			44.8	47.8	**41.5**	44.5
18/1/2024	4:11	42.8	45.8			44.3	47.3	**41.1**	44.1
18/1/2024	4:16	43.0	46.0	45.8		44.4	47.4	**41.6**	44.6
18/1/2024	4:21	42.9	45.9			44.7	47.7	**41.6**	44.6
18/1/2024	4:26	42.5	45.5			43.8	46.8	**41.2**	44.2
18/1/2024	4:31	42.5	45.5	45.7	45.7	44.3	47.3	**40.7**	43.7
18/1/2024	4:36	42.9	45.9			44.4	47.4	**41.3**	44.3
18/1/2024	4:41	42.8	45.8			44.3	47.3	**40.9**	43.9
18/1/2024	4:46	42.7	45.7	45.6		44.4	47.4	**41.2**	44.2
18/1/2024	4:51	42.6	45.6			44.3	47.3	**40.9**	43.9
18/1/2024	4:56	42.6	45.6			44.2	47.2	**40.8**	43.8
18/1/2024	5:01	43.6	46.6	47.2	48.3	45.5	48.5	**41.7**	44.7
18/1/2024	5:06	43.8	46.8			45.5	48.5	**41.9**	44.9
18/1/2024	5:11	45.0	48.0			46.7	49.7	**43.4**	46.4
18/1/2024	5:16	44.6	47.6	49.1		46.1	49.1	**42.9**	45.9
18/1/2024	5:21	44.9	47.9			46.6	49.6	**43.4**	46.4
18/1/2024	5:26	48.1	51.1			50.1	53.1	**46.3**	49.3
18/1/2024	5:31	0.0	3.0	49.2	54.2	0.0	3.0	**0.0**	3.0
18/1/2024	5:36	47.2	50.2			49.0	52.0	**45.4**	48.4
18/1/2024	5:41	48.6	51.6			50.3	53.3	**46.7**	49.7
18/1/2024	5:46	50.7	53.7	56.4		52.5	55.5	**48.7**	51.7
18/1/2024	5:51	57.0	60.0			59.0	62.0	**55.0**	58.0
18/1/2024	5:56	45.4	48.4			46.9	49.9	**43.5**	46.5
18/1/2024	6:01	44.2	47.2	48.0	53.1	46.3	49.3	**42.4**	45.4
18/1/2024	6:06	46.1	49.1			48.4	51.4	**44.1**	47.1
18/1/2024	6:11	44.5	47.5			46.7	49.7	**42.1**	45.1
18/1/2024	6:16	47.0	50.0	55.4		48.8	51.8	**45.1**	48.1
18/1/2024	6:21	50.4	53.4			52.4	55.4	**48.3**	51.3
18/1/2024	6:26	55.6	58.6			58.0	61.0	**53.4**	56.4
18/1/2024	6:31	48.5	51.5	53.6	53.9	50.6	53.6	**46.4**	49.4
18/1/2024	6:36	53.1	56.1			55.0	58.0	**51.2**	54.2
18/1/2024	6:41	48.5	51.5			50.8	53.8	**46.6**	49.6
18/1/2024	6:46	52.2	55.2	54.2		54.3	57.3	**50.4**	53.4
18/1/2024	6:51	52.0	55.0			54.2	57.2	**49.6**	52.6
18/1/2024	6:56	48.6	51.6			50.7	53.7	**46.2**	49.2
18/1/2024	23:01	48.5	51.5	54.8	58.0	50.4	53.4	**47.0**	50.0
18/1/2024	23:06	50.4	53.4			51.9	54.9	**48.8**	51.8
18/1/2024	23:11	54.3	57.3			56.3	59.3	**52.7**	55.7
18/1/2024	23:16	59.1	62.1	59.9		61.2	64.2	**57.0**	60.0
18/1/2024	23:21	56.0	59.0			57.8	60.8	**54.0**	57.0
18/1/2024	23:26	54.1	57.1			55.7	58.7	**52.4**	55.4
18/1/2024	23:31	51.6	54.6	52.5	50.9	53.0	56.0	**50.1**	53.1
18/1/2024	23:36	47.7	50.7			49.3	52.3	**46.3**	49.3
18/1/2024	23:41	48.0	51.0			50.0	53.0	**46.0**	49.0
18/1/2024	23:46	46.2	49.2	48.2		48.4	51.4	**44.4**	47.4
18/1/2024	23:51	44.0	47.0			46.1	49.1	**42.4**	45.4
18/1/2024	23:56	45.3	48.3			47.2	50.2	**43.6**	46.6
			Mean	**48.2**	**48.5**				
			Maximum	**59.9**	**58.0**				
			Minimum	**45.2**	**45.3**				

Station: LFT_M3A

Remark: *For Free Field measurement, +3 dB(A) was added to the measured results.

Date	Start Time	Leq (5mins)	Leq (5mins)*	Leq (15mins)	Leq (30mins)	L10 (5mins)	L10 (5mins)*	L90 (5mins)	L90 (5mins)*
19/1/2024	0:01	44.5	47.5	47.6	46.8	46.4	49.4	42.6	45.6
19/1/2024	0:06	45.1	48.1			46.7	49.7	43.5	46.5
19/1/2024	0:11	44.0	47.0			45.9	48.9	42.6	45.6
19/1/2024	0:16	42.9	45.9	45.9		44.3	47.3	41.2	44.2
19/1/2024	0:21	42.9	45.9			44.8	47.8	41.2	44.2
19/1/2024	0:26	42.8	45.8			44.4	47.4	41.2	44.2
19/1/2024	0:31	42.6	45.6	45.7	45.9	44.6	47.6	40.8	43.8
19/1/2024	0:36	42.9	45.9			44.7	47.7	41.4	44.4
19/1/2024	0:41	42.6	45.6			44.5	47.5	40.7	43.7
19/1/2024	0:46	43.1	46.1	46.0		44.8	47.8	41.7	44.7
19/1/2024	0:51	42.9	45.9			44.4	47.4	41.2	44.2
19/1/2024	0:56	43.1	46.1			45.0	48.0	41.3	44.3
19/1/2024	1:01	42.9	45.9	45.9	46.0	44.6	47.6	41.2	44.2
19/1/2024	1:06	43.0	46.0			44.8	47.8	41.1	44.1
19/1/2024	1:11	42.9	45.9			44.6	47.6	41.4	44.4
19/1/2024	1:16	43.1	46.1	46.1		44.8	47.8	41.3	44.3
19/1/2024	1:21	43.0	46.0			44.7	47.7	41.3	44.3
19/1/2024	1:26	43.1	46.1			44.5	47.5	41.7	44.7
19/1/2024	1:31	42.8	45.8	45.9	45.9	44.1	47.1	41.1	44.1
19/1/2024	1:36	42.8	45.8			44.5	47.5	41.5	44.5
19/1/2024	1:41	43.1	46.1			44.8	47.8	41.5	44.5
19/1/2024	1:46	43.0	46.0	45.9		44.7	47.7	41.4	44.4
19/1/2024	1:51	42.9	45.9			44.3	47.3	41.4	44.4
19/1/2024	1:56	42.9	45.9			44.6	47.6	41.6	44.6
19/1/2024	2:01	43.1	46.1	46.0	46.0	44.4	47.4	41.3	44.3
19/1/2024	2:06	43.0	46.0			44.6	47.6	41.7	44.7
19/1/2024	2:11	42.9	45.9			44.6	47.6	41.2	44.2
19/1/2024	2:16	42.8	45.8	46.0		44.3	47.3	41.0	44.0
19/1/2024	2:21	43.0	46.0			44.3	47.3	41.5	44.5
19/1/2024	2:26	43.1	46.1			44.9	47.9	41.8	44.8
19/1/2024	2:31	43.0	46.0	46.0	45.9	44.4	47.4	41.2	44.2
19/1/2024	2:36	42.9	45.9			44.3	47.3	41.3	44.3
19/1/2024	2:41	43.1	46.1			44.5	47.5	41.3	44.3
19/1/2024	2:46	43.0	46.0	45.9		44.3	47.3	41.4	44.4
19/1/2024	2:51	42.8	45.8			44.1	47.1	41.1	44.1
19/1/2024	2:56	42.9	45.9			44.6	47.6	41.4	44.4
19/1/2024	3:01	43.0	46.0	46.0	45.9	44.8	47.8	41.6	44.6
19/1/2024	3:06	43.1	46.1			44.8	47.8	41.6	44.6
19/1/2024	3:11	42.9	45.9			44.5	47.5	41.2	44.2
19/1/2024	3:16	42.8	45.8	45.8		44.4	47.4	41.3	44.3
19/1/2024	3:21	42.6	45.6			44.4	47.4	40.9	43.9
19/1/2024	3:26	43.0	46.0			44.5	47.5	41.3	44.3
19/1/2024	3:31	42.6	45.6	45.8	45.7	44.2	47.2	41.1	44.1
19/1/2024	3:36	42.7	45.7			44.0	47.0	41.2	44.2
19/1/2024	3:41	42.9	45.9			44.2	47.2	41.5	44.5
19/1/2024	3:46	42.2	45.2	45.6		43.5	46.5	40.7	43.7
19/1/2024	3:51	42.9	45.9			44.5	47.5	41.3	44.3
19/1/2024	3:56	42.6	45.6			44.0	47.0	41.0	44.0
19/1/2024	4:01	43.0	46.0	45.8	45.8	44.3	47.3	41.7	44.7
19/1/2024	4:06	42.5	45.5			43.8	46.8	41.2	44.2
19/1/2024	4:11	42.8	45.8			44.5	47.5	41.4	44.4
19/1/2024	4:16	43.1	46.1	45.9		44.9	47.9	41.8	44.8
19/1/2024	4:21	43.0	46.0			44.8	47.8	41.5	44.5
19/1/2024	4:26	42.7	45.7			44.1	47.1	40.9	43.9
19/1/2024	4:31	42.8	45.8	45.8	45.8	44.3	47.3	41.5	44.5
19/1/2024	4:36	42.7	45.7			44.2	47.2	41.4	44.4
19/1/2024	4:41	43.0	46.0			44.9	47.9	41.2	44.2
19/1/2024	4:46	43.1	46.1	45.8		44.7	47.7	41.2	44.2
19/1/2024	4:51	42.4	45.4			43.9	46.9	40.4	43.4
19/1/2024	4:56	42.9	45.9			44.7	47.7	40.9	43.9
19/1/2024	5:01	42.4	45.4	45.7	45.6	43.9	46.9	40.6	43.6
19/1/2024	5:06	42.7	45.7			44.4	47.4	41.0	44.0
19/1/2024	5:11	42.9	45.9			44.6	47.6	41.3	44.3
19/1/2024	5:16	42.5	45.5	45.6		44.3	47.3	40.7	43.7
19/1/2024	5:21	42.7	45.7			44.5	47.5	40.7	43.7
19/1/2024	5:26	42.5	45.5			44.0	47.0	41.0	44.0
19/1/2024	5:31	42.9	45.9	45.7	47.4	44.4	47.4	41.1	44.1
19/1/2024	5:36	42.5	45.5			44.3	47.3	40.8	43.8
19/1/2024	5:41	42.7	45.7			44.6	47.6	40.8	43.8
19/1/2024	5:46	42.5	45.5	48.6		44.3	47.3	40.5	43.5
19/1/2024	5:51	44.9	47.9			46.5	49.5	43.2	46.2
19/1/2024	5:56	47.8	50.8			49.4	52.4	46.2	49.2
19/1/2024	6:01	49.2	52.2	50.0	49.1	51.1	54.1	47.2	50.2
19/1/2024	6:06	45.7	48.7			47.6	50.6	43.7	46.7
19/1/2024	6:11	45.0	48.0			47.4	50.4	43.2	46.2
19/1/2024	6:16	44.4	47.4	48.0		46.2	49.2	42.5	45.5
19/1/2024	6:21	45.1	48.1			47.4	50.4	42.9	45.9
19/1/2024	6:26	45.4	48.4			47.4	50.4	43.2	46.2
19/1/2024	6:31	45.0	48.0	47.9	48.3	47.1	50.1	43.0	46.0
19/1/2024	6:36	45.1	48.1			47.1	50.1	43.0	46.0
19/1/2024	6:41	44.7	47.7			47.1	50.1	42.9	45.9
19/1/2024	6:46	46.3	49.3			48.7	51.7	44.5	47.5
19/1/2024	6:51	45.0	48.0	48.7		47.3	50.3	43.2	46.2
19/1/2024	6:56	45.6	48.6			47.4	50.4	43.8	46.8
19/1/2024	23:00	42.5	45.5	45.4	45.7	44.5	47.5	40.1	43.1
19/1/2024	23:05	42.3	45.3			44.4	47.4	40.2	43.2
19/1/2024	23:10	42.5	45.5			45.1	48.1	40.0	43.0
19/1/2024	23:15	42.9	45.9	45.9		45.3	48.3	40.9	43.9
19/1/2024	23:20	43.1	46.1			45.0	48.0	41.4	44.4
19/1/2024	23:25	42.8	45.8			44.9	47.9	40.7	43.7
19/1/2024	23:30	42.8	45.8	45.8	45.8	44.7	47.7	40.7	43.7
19/1/2024	23:35	42.8	45.8			44.8	47.8	41.3	44.3
19/1/2024	23:40	42.9	45.9			44.5	47.5	41.4	44.4
19/1/2024	23:45	43.0	46.0	45.7		44.9	47.9	40.9	43.9
19/1/2024	23:50	42.3	45.3			43.7	46.7	40.8	43.8
19/1/2024	23:55	42.9	45.9			45.1	48.1	41.5	44.5
			Mean	46.3	46.4				
			Maximum	50.0	49.1				
			Minimum	45.4	45.6				

Date	Start Time	Leq (5mins)	Leq (5mins)*	Leq (15mins)	Leq (30mins)	L10 (5mins)	L10 (5mins)*	L90 (5mins)	L90 (5mins)*
20/1/2024	0:00	42.9	45.9	45.9	45.6	44.3	47.3	41.4	44.4
20/1/2024	0:05	42.9	45.9			44.9	47.9	41.2	44.2
20/1/2024	0:10	42.9	45.9			44.7	47.7	41.4	44.4
20/1/2024	0:15	42.5	45.5	45.4		44.2	47.2	41.0	44.0
20/1/2024	0:20	42.2	45.2			44.2	47.2	40.2	43.2
20/1/2024	0:25	42.5	45.5			44.5	47.5	40.8	43.8
20/1/2024	0:30	42.2	45.2	45.3	45.4	44.1	47.1	40.4	43.4
20/1/2024	0:35	42.4	45.4			44.3	47.3	40.6	43.6
20/1/2024	0:40	42.3	45.3			43.7	46.7	40.5	43.5
20/1/2024	0:45	42.5	45.5	45.4		44.5	47.5	40.9	43.9
20/1/2024	0:50	42.5	45.5			44.1	47.1	41.0	44.0
20/1/2024	0:55	42.3	45.3			44.2	47.2	40.5	43.5
20/1/2024	1:00	42.6	45.6	45.4	45.4	44.2	47.2	40.8	43.8
20/1/2024	1:05	42.6	45.6			44.5	47.5	40.7	43.7
20/1/2024	1:10	41.9	44.9			43.4	46.4	40.1	43.1
20/1/2024	1:15	42.9	45.9	45.5		44.7	47.7	41.2	44.2
20/1/2024	1:20	42.0	45.0			43.7	46.7	40.4	43.4
20/1/2024	1:25	42.6	45.6			44.4	47.4	40.7	43.7
20/1/2024	1:30	42.7	45.7	45.9	45.9	44.3	47.3	41.0	44.0
20/1/2024	1:35	43.0	46.0			44.4	47.4	41.5	44.5
20/1/2024	1:40	43.1	46.1			44.9	47.9	41.8	44.8
20/1/2024	1:45	42.9	45.9	45.8		44.7	47.7	41.3	44.3
20/1/2024	1:50	42.7	45.7			44.3	47.3	41.0	44.0
20/1/2024	1:55	42.8	45.8			44.1	47.1	41.4	44.4
20/1/2024	2:00	42.3	45.3	45.5	45.6	43.8	46.8	41.0	44.0
20/1/2024	2:05	42.5	45.5			44.0	47.0	41.2	44.2
20/1/2024	2:10	42.7	45.7			44.1	47.1	41.2	44.2
20/1/2024	2:15	42.7	45.7	45.7		44.5	47.5	41.0	44.0
20/1/2024	2:20	42.8	45.8			44.2	47.2	41.4	44.4
20/1/2024	2:25	42.5	45.5			43.8	46.8	41.0	44.0
20/1/2024	2:30	43.1	46.1	46.0	46.1	44.4	47.4	41.8	44.8
20/1/2024	2:35	43.0	46.0			44.4	47.4	41.5	44.5
20/1/2024	2:40	43.0	46.0			44.4	47.4	41.7	44.7
20/1/2024	2:45	43.1	46.1	46.1		44.5	47.5	41.8	44.8
20/1/2024	2:50	43.1	46.1			44.9	47.9	41.7	44.7
20/1/2024	2:55	43.0	46.0			44.3	47.3	41.2	44.2
20/1/2024	3:00	43.1	46.1	45.9	45.9	44.4	47.4	41.3	44.3
20/1/2024	3:05	43.0	46.0			44.5	47.5	41.4	44.4
20/1/2024	3:10	42.7	45.7			44.4	47.4	41.1	44.1
20/1/2024	3:15	42.7	45.7	45.8		44.2	47.2	41.0	44.0
20/1/2024	3:20	42.8	45.8			44.1	47.1	41.1	44.1
20/1/2024	3:25	43.0	46.0			44.3	47.3	41.4	44.4
20/1/2024	3:30	42.6	45.6	45.6	45.7	44.0	47.0	40.9	43.9
20/1/2024	3:35	42.6	45.6			44.0	47.0	41.2	44.2
20/1/2024	3:40	42.7	45.7			44.5	47.5	41.1	44.1
20/1/2024	3:45	42.8	45.8	45.7		44.1	47.1	41.2	44.2
20/1/2024	3:50	42.7	45.7			44.3	47.3	41.4	44.4
20/1/2024	3:55	42.7	45.7			44.4	47.4	41.3	44.3
20/1/2024	4:00	42.7	45.7	45.8	45.8	44.1	47.1	41.0	44.0
20/1/2024	4:05	42.9	45.9			44.3	47.3	41.3	44.3
20/1/2024	4:10	42.8	45.8			44.6	47.6	41.5	44.5
20/1/2024	4:15	42.8	45.8	45.7		44.6	47.6	41.0	44.0
20/1/2024	4:20	42.8	45.8			44.2	47.2	41.2	44.2
20/1/2024	4:25	42.6	45.6			43.9	46.9	40.8	43.8
20/1/2024	4:30	42.9	45.9	45.8	45.8	44.6	47.6	41.5	44.5
20/1/2024	4:35	42.8	45.8			44.2	47.2	41.5	44.5
20/1/2024	4:40	42.8	45.8			44.1	47.1	41.0	44.0
20/1/2024	4:45	42.6	45.6	45.7		43.9	46.9	41.1	44.1
20/1/2024	4:50	42.7	45.7			44.0	47.0	41.2	44.2
20/1/2024	4:55	42.9	45.9			44.4	47.4	41.2	44.2
20/1/2024	5:00	42.7	45.7	45.7	45.8	44.5	47.5	41.0	44.0
20/1/2024	5:05	42.7	45.7			44.3	47.3	40.9	43.9
20/1/2024	5:10	42.8	45.8			44.5	47.5	40.9	43.9
20/1/2024	5:15	42.7	45.7	45.8		44.4	47.4	40.7	43.7
20/1/2024	5:20	43.0	46.0			44.9	47.9	41.1	44.1
20/1/2024	5:25	42.8	45.8			44.3	47.3	41.1	44.1
20/1/2024	5:30	42.9	45.9	45.9	46.7	44.5	47.5	41.2	44.2
20/1/2024	5:35	43.0	46.0			44.5	47.5	41.2	44.2
20/1/2024	5:40	42.7	45.7			44.4	47.4	41.2	44.2
20/1/2024	5:45	42.9	45.9	47.5		44.5	47.5	41.0	44.0
20/1/2024	5:50	44.0	47.0			45.5	48.5	42.5	45.5
20/1/2024	5:55	45.9	48.9			47.7	50.7	44.1	47.1
20/1/2024	6:00	44.6	47.6	47.7	48.5	46.5	49.5	42.8	45.8
20/1/2024	6:05	45.2	48.2			47.1	50.1	43.7	46.7
20/1/2024	6:10	44.3	47.3			46.2	49.2	42.3	45.3
20/1/2024	6:15	45.7	48.7	49.2		47.2	50.2	43.8	46.8
20/1/2024	6:20	46.9	49.9			48.9	51.9	45.2	48.2
20/1/2024	6:25	45.9	48.9			47.9	50.9	44.1	47.1
20/1/2024	6:30	45.6	48.6	48.3	48.5	48.0	51.0	43.2	46.2
20/1/2024	6:35	44.6	47.6			47.0	50.0	42.4	45.4
20/1/2024	6:40	45.6	48.6			47.9	50.9	43.8	46.8
20/1/2024	6:45	46.6	49.6	48.6		48.5	51.5	44.4	47.4
20/1/2024	6:50	45.2	48.2			47.3	50.3	43.3	46.3
20/1/2024	6:55	44.9	47.9			47.3	50.3	42.5	45.5
20/1/2024	23:00	43.9	46.9	46.7	46.6	45.9	48.9	41.3	44.3
20/1/2024	23:05	43.5	46.5			45.9	48.9	41.0	44.0
20/1/2024	23:10	43.6	46.6			45.9	48.9	41.3	44.3
20/1/2024	23:15	43.5	46.5	46.6		45.6	48.6	41.3	44.3
20/1/2024	23:20	43.6	46.6			45.3	48.3	41.5	44.5
20/1/2024	23:25	43.7	46.7			45.1	48.1	41.8	44.8
20/1/2024	23:30	43.8	46.8	45.8	45.3	45.4	48.4	42.4	45.4
20/1/2024	23:35	42.1	45.1			44.0	47.0	40.3	43.3
20/1/2024	23:40	42.2	45.2			43.6	46.6	40.4	43.4
20/1/2024	23:45	41.9	44.9	44.9		43.6	46.6	40.1	43.1
20/1/2024	23:50	42.1	45.1			44.1	47.1	40.2	43.2
20/1/2024	23:55	41.7	44.7			43.6	46.6	40.3	43.3
			Mean	46.1	46.2				
			Maximum	49.2	48.5				
			Minimum	44.9	45.3				

Station: LFT_M3A

Remark: *For Free Field measurement, +3 dB(A) was added to the measured results.

Date	Start Time	Leq (5mins)	Leq (5mins)*	Leq (15mins)	Leq (30mins)	L10 (5mins)	L10 (5mins)*	L90 (5mins)	L90 (5mins)*
21/1/2024	0:00	42.0	45.0	44.9	45.1	43.5	46.5	40.2	43.2
21/1/2024	0:05	41.9	44.9			43.4	46.4	40.2	43.2
21/1/2024	0:10	41.8	44.8			43.4	46.4	40.4	43.4
21/1/2024	0:15	42.3	45.3	45.3		43.8	46.8	40.7	43.7
21/1/2024	0:20	42.3	45.3			43.9	46.9	40.4	43.4
21/1/2024	0:25	42.2	45.2			43.6	46.6	40.4	43.4
21/1/2024	0:30	42.4	45.4	45.3	45.1	44.2	47.2	40.6	43.6
21/1/2024	0:35	42.3	45.3			43.9	46.9	40.3	43.3
21/1/2024	0:40	42.3	45.3			44.3	47.3	40.9	43.9
21/1/2024	0:45	41.9	44.9	45.0		43.6	46.6	40.4	43.4
21/1/2024	0:50	42.0	45.0			43.8	46.8	40.4	43.4
21/1/2024	0:55	42.0	45.0			43.7	46.7	40.5	43.5
21/1/2024	1:00	42.4	45.4	45.5	45.4	44.4	47.4	40.4	43.4
21/1/2024	1:05	42.3	45.3			43.7	46.7	40.9	43.9
21/1/2024	1:10	43.0	46.0			45.0	48.0	41.2	44.2
21/1/2024	1:15	42.4	45.4	45.2		44.2	47.2	40.7	43.7
21/1/2024	1:20	42.1	45.1			43.6	46.6	40.6	43.6
21/1/2024	1:25	42.2	45.2			43.9	46.9	40.6	43.6
21/1/2024	1:30	42.4	45.4	45.2	45.2	43.9	46.9	40.9	43.9
21/1/2024	1:35	42.0	45.0			43.4	46.4	40.7	43.7
21/1/2024	1:40	42.2	45.2			44.0	47.0	40.8	43.8
21/1/2024	1:45	42.5	45.5	45.3		43.8	46.8	41.0	44.0
21/1/2024	1:50	42.3	45.3			43.7	46.7	41.0	44.0
21/1/2024	1:55	42.0	45.0			43.7	46.7	40.5	43.5
21/1/2024	2:00	42.5	45.5	45.6	45.5	44.3	47.3	40.7	43.7
21/1/2024	2:05	42.6	45.6			44.2	47.2	41.0	44.0
21/1/2024	2:10	42.7	45.7			44.4	47.4	41.2	44.2
21/1/2024	2:15	42.5	45.5	45.5		44.2	47.2	40.7	43.7
21/1/2024	2:20	42.6	45.6			44.1	47.1	40.8	43.8
21/1/2024	2:25	42.4	45.4			44.0	47.0	41.1	44.1
21/1/2024	2:30	42.3	45.3	45.2	45.2	43.6	46.6	40.8	43.8
21/1/2024	2:35	42.3	45.3			43.9	46.9	40.7	43.7
21/1/2024	2:40	42.2	45.2			43.7	46.7	40.7	43.7
21/1/2024	2:45	42.3	45.3	45.2		43.9	46.9	40.9	43.9
21/1/2024	2:50	42.1	45.1			43.7	46.7	40.7	43.7
21/1/2024	2:55	42.3	45.3			44.0	47.0	40.6	43.6
21/1/2024	3:00	42.4	45.4	45.3	45.3	43.8	46.8	40.9	43.9
21/1/2024	3:05	42.4	45.4			43.9	46.9	40.6	43.6
21/1/2024	3:10	42.2	45.2			43.9	46.9	40.6	43.6
21/1/2024	3:15	42.5	45.5	45.4		44.1	47.1	40.7	43.7
21/1/2024	3:20	42.4	45.4			43.7	46.7	40.7	43.7
21/1/2024	3:25	42.2	45.2			43.9	46.9	40.7	43.7
21/1/2024	3:30	42.2	45.2	45.2	45.5	43.8	46.8	40.9	43.9
21/1/2024	3:35	42.0	45.0			43.3	46.3	40.6	43.6
21/1/2024	3:40	42.5	45.5			44.1	47.1	41.2	44.2
21/1/2024	3:45	42.9	45.9	45.7		44.4	47.4	41.3	44.3
21/1/2024	3:50	42.6	45.6			44.3	47.3	40.8	43.8
21/1/2024	3:55	42.5	45.5			43.9	46.9	41.2	44.2
21/1/2024	4:00	42.7	45.7	45.5	45.6	44.3	47.3	41.2	44.2
21/1/2024	4:05	42.6	45.6			44.2	47.2	41.1	44.1
21/1/2024	4:10	42.2	45.2			43.9	46.9	40.8	43.8
21/1/2024	4:15	42.7	45.7	45.7		44.1	47.1	41.2	44.2
21/1/2024	4:20	42.7	45.7			44.4	47.4	41.1	44.1
21/1/2024	4:25	42.8	45.8			44.5	47.5	41.0	44.0
21/1/2024	4:30	42.6	45.6	45.9	46.2	44.2	47.2	40.8	43.8
21/1/2024	4:35	42.9	45.9			44.4	47.4	41.3	44.3
21/1/2024	4:40	43.2	46.2			44.6	47.6	41.9	44.9
21/1/2024	4:45	43.7	46.7	46.5		45.1	48.1	42.2	45.2
21/1/2024	4:50	43.3	46.3			44.7	47.7	42.0	45.0
21/1/2024	4:55	43.6	46.6			45.1	48.1	42.1	45.1
21/1/2024	5:00	43.7	46.7	47.0	47.0	45.2	48.2	42.0	45.0
21/1/2024	5:05	44.4	47.4			46.3	49.3	42.8	45.8
21/1/2024	5:10	43.8	46.8			45.6	48.6	41.8	44.8
21/1/2024	5:15	44.3	47.3	47.0		46.1	49.1	42.4	45.4
21/1/2024	5:20	43.9	46.9			45.8	48.8	42.1	45.1
21/1/2024	5:25	43.8	46.8			45.3	48.3	42.2	45.2
21/1/2024	5:30	43.6	46.6	46.7	47.2	45.6	48.6	41.8	44.8
21/1/2024	5:35	43.6	46.6			45.3	48.3	41.7	44.7
21/1/2024	5:40	44.0	47.0			45.7	48.7	42.0	45.0
21/1/2024	5:45	43.5	46.5	47.6		45.3	48.3	41.9	44.9
21/1/2024	5:50	44.1	47.1			45.7	48.7	42.4	45.4
21/1/2024	5:55	45.9	48.9			47.6	50.6	44.2	47.2
21/1/2024	6:00	47.0	50.0	49.3	49.3	48.9	51.9	45.0	48.0
21/1/2024	6:05	46.2	49.2			48.2	51.2	44.4	47.4
21/1/2024	6:10	45.5	48.5			47.0	50.0	43.6	46.6
21/1/2024	6:15	46.0	49.0	49.3		47.9	50.9	44.4	47.4
21/1/2024	6:20	46.6	49.6			48.3	51.3	44.7	47.7
21/1/2024	6:25	46.2	49.2			48.3	51.3	43.9	46.9
21/1/2024	6:30	46.0	49.0	48.8	48.6	48.1	51.1	43.7	46.7
21/1/2024	6:35	45.4	48.4			47.2	50.2	43.6	46.6
21/1/2024	6:40	45.9	48.9			48.1	51.1	44.0	47.0
21/1/2024	6:45	44.8	47.8	48.5		46.8	49.8	42.9	45.9
21/1/2024	6:50	44.7	47.7			46.8	49.8	42.5	45.5
21/1/2024	6:55	46.6	49.6			48.9	51.9	44.6	47.6
21/1/2024	23:00	44.6	47.6	47.1	46.8	46.5	49.5	42.1	45.1
21/1/2024	23:05	44.1	47.1			46.3	49.3	41.9	44.9
21/1/2024	23:10	43.6	46.6			45.5	48.5	41.3	44.3
21/1/2024	23:15	43.5	46.5	46.5		45.5	48.5	41.0	44.0
21/1/2024	23:20	43.0	46.0			44.9	47.9	41.4	44.4
21/1/2024	23:25	44.0	47.0			45.9	48.9	42.6	45.6
21/1/2024	23:30	44.3	47.3	47.2	46.8	45.9	48.9	42.3	45.3
21/1/2024	23:35	44.2	47.2			46.0	49.0	42.8	45.8
21/1/2024	23:40	44.2	47.2			45.7	48.7	42.2	45.2
21/1/2024	23:45	42.7	45.7	46.3		44.8	47.8	40.8	43.8
21/1/2024	23:50	42.8	45.8			44.6	47.6	40.7	43.7
21/1/2024	23:55	44.1	47.1			46.2	49.2	42.4	45.4
			Mean	46.2	46.2				
			Maximum	49.3	49.3				
			Minimum	44.9	45.1				

Date	Start Time	Leq (5mins)	Leq (5mins)*	Leq (15mins)	Leq (30mins)	L10 (5mins)	L10 (5mins)*	L90 (5mins)	L90 (5mins)*
22/1/2024	0:00	44.2	47.2	45.8	45.5	46.3	49.3	42.0	45.0
22/1/2024	0:05	42.0	45.0			44.2	47.2	40.1	43.1
22/1/2024	0:10	41.9	44.9			43.9	46.9	40.4	43.4
22/1/2024	0:15	42.2	45.2	45.1		44.4	47.4	40.8	43.8
22/1/2024	0:20	41.8	44.8			43.7	46.7	39.9	42.9
22/1/2024	0:25	42.2	45.2			44.1	47.1	40.6	43.6
22/1/2024	0:30	42.1	45.1	45.5	45.3	43.7	46.7	40.2	43.2
22/1/2024	0:35	43.2	46.2			44.7	47.7	41.5	44.5
22/1/2024	0:40	42.1	45.1			43.9	46.9	40.2	43.2
22/1/2024	0:45	42.0	45.0	45.0		43.8	46.8	40.1	43.1
22/1/2024	0:50	42.2	45.2			44.0	47.0	40.7	43.7
22/1/2024	0:55	41.9	44.9			43.7	46.7	40.4	43.4
22/1/2024	1:00	42.2	45.2	45.3	45.2	44.1	47.1	40.3	43.3
22/1/2024	1:05	42.1	45.1			44.0	47.0	40.6	43.6
22/1/2024	1:10	42.5	45.5			44.4	47.4	40.9	43.9
22/1/2024	1:15	41.9	44.9	45.0		43.3	46.3	40.2	43.2
22/1/2024	1:20	42.2	45.2			44.0	47.0	40.3	43.3
22/1/2024	1:25	42.1	45.1			43.5	46.5	40.3	43.3
22/1/2024	1:30	41.7	44.7	45.1	45.4	43.1	46.1	39.7	42.7
22/1/2024	1:35	42.0	45.0			43.8	46.8	40.7	43.7
22/1/2024	1:40	42.5	45.5			44.2	47.2	40.9	43.9
22/1/2024	1:45	42.8	45.8	45.8		44.5	47.5	41.3	44.3
22/1/2024	1:50	42.2	45.2			43.8	46.8	40.6	43.6
22/1/2024	1:55	43.2	46.2			44.7	47.7	41.7	44.7
22/1/2024	2:00	43.4	46.4	46.4	46.2	45.1	48.1	42.0	45.0
22/1/2024	2:05	43.6	46.6			45.3	48.3	41.9	44.9
22/1/2024	2:10	43.1	46.1			44.6	47.6	41.3	44.3
22/1/2024	2:15	42.8	45.8	46.1		44.6	47.6	41.0	44.0
22/1/2024	2:20	42.4	45.4			44.1	47.1	41.0	44.0
22/1/2024	2:25	43.9	46.9			45.5	48.5	42.6	45.6
22/1/2024	2:30	42.7	45.7	45.5	45.9	44.4	47.4	41.3	44.3
22/1/2024	2:35	42.9	45.9			44.2	47.2	41.4	44.4
22/1/2024	2:40	41.8	44.8			43.1	46.1	40.4	43.4
22/1/2024	2:45	43.8	46.8	46.4		45.4	48.4	42.3	45.3
22/1/2024	2:50	42.0	45.0			43.4	46.4	40.5	43.5
22/1/2024	2:55	44.0	47.0			45.5	48.5	42.3	45.3
22/1/2024	3:00	41.8	44.8	45.4	45.4	43.6	46.6	40.4	43.4
22/1/2024	3:05	42.4	45.4			44.0	47.0	40.8	43.8
22/1/2024	3:10	43.0	46.0			44.3	47.3	41.7	44.7
22/1/2024	3:15	42.7	45.7	45.5		44.1	47.1	41.3	44.3
22/1/2024	3:20	42.0	45.0			43.4	46.4	40.2	43.2
22/1/2024	3:25	42.6	45.6			44.1	47.1	41.3	44.3
22/1/2024	3:30	42.6	45.6	45.9	45.9	43.9	46.9	41.3	44.3
22/1/2024	3:35	42.9	45.9			44.4	47.4	41.3	44.3
22/1/2024	3:40	43.1	46.1			44.7	47.7	41.8	44.8
22/1/2024	3:45	42.8	45.8	45.9		44.5	47.5	41.1	44.1
22/1/2024	3:50	42.8	45.8			44.6	47.6	41.3	44.3
22/1/2024	3:55	43.0	46.0			44.3	47.3	41.2	44.2
22/1/2024	4:00	43.1	46.1	45.6	46.2	44.8	47.8	41.8	44.8
22/1/2024	4:05	42.3	45.3			43.9	46.9	40.7	43.7
22/1/2024	4:10	42.5	45.5			44.3	47.3	40.9	43.9
22/1/2024	4:15	44.4	47.4	46.7		45.8	48.8	42.8	45.8
22/1/2024	4:20	44.3	47.3			46.1	49.1	43.0	46.0
22/1/2024	4:25	42.1	45.1			43.4	46.4	40.4	43.4
22/1/2024	4:30	42.0	45.0	45.1	45.2	43.3	46.3	40.2	43.2
22/1/2024	4:35	42.0	45.0			43.8	46.8	40.3	43.3
22/1/2024	4:40	42.2	45.2			43.5	46.5	40.8	43.8
22/1/2024	4:45	42.1	45.1	45.3		43.9	46.9	40.6	43.6
22/1/2024	4:50	42.4	45.4			43.9	46.9	41.1	44.1
22/1/2024	4:55	42.3	45.3			43.6	46.6	40.8	43.8
22/1/2024	5:00	42.2	45.2	45.2	45.2	43.8	46.8	40.8	43.8
22/1/2024	5:05	42.4	45.4			43.9	46.9	40.4	43.4
22/1/2024	5:10	42.1	45.1			43.7	46.7	40.3	43.3
22/1/2024	5:15	42.3	45.3	45.2		44.3	47.3	40.5	43.5
22/1/2024	5:20	42.1	45.1			44.0	47.0	40.1	43.1
22/1/2024	5:25	42.2	45.2			44.0	47.0	40.7	43.7
22/1/2024	5:30	42.2	45.2	44.9	44.9	44.1	47.1	40.3	43.3
22/1/2024	5:35	41.7	44.7			43.4	46.4	40.1	43.1
22/1/2024	5:40	41.8	44.8			43.3	46.3	40.0	43.0
22/1/2024	5:45	41.8	44.8	45.0		43.6	46.6	39.9	42.9
22/1/2024	5:50	42.1	45.1			43.6	46.6	40.4	43.4
22/1/2024	5:55	42.0	45.0			43.6	46.6	40.4	43.4
22/1/2024	6:00	41.8	44.8	45.0	45.5	43.5	46.5	39.8	42.8
22/1/2024	6:05	42.0	45.0			43.9	46.9	40.3	43.3
22/1/2024	6:10	42.1	45.1			44.1	47.1	40.3	43.3
22/1/2024	6:15	43.1	46.1	46.0		45.0	48.0	41.3	44.3
22/1/2024	6:20	42.8	45.8			44.4	47.4	41.3	44.3
22/1/2024	6:25	43.2	46.2			45.6	48.6	41.2	44.2
22/1/2024	6:30	43.3	46.3	46.7	46.8	45.2	48.2	41.1	44.1
22/1/2024	6:35	44.0	47.0			45.9	48.9	41.9	44.9
22/1/2024	6:40	43.7	46.7			45.8	48.8	41.6	44.6
22/1/2024	6:45	42.3	45.3	47.0		44.7	47.7	40.3	43.3
22/1/2024	6:50	44.0	47.0			45.8	48.8	42.2	45.2
22/1/2024	6:55	45.2	48.2			47.1	50.1	42.9	45.9
22/1/2024	23:02	44.0	47.0	47.1	47.1	45.6	48.6	42.1	45.1
22/1/2024	23:07	44.3	47.3			45.7	48.7	42.7	45.7
22/1/2024	23:12	44.0	47.0			45.9	48.9	42.4	45.4
22/1/2024	23:17	43.7	46.7	47.1		45.5	48.5	41.8	44.8
22/1/2024	23:22	43.4	46.4			45.3	48.3	41.5	44.5
22/1/2024	23:27	44.9	47.9			46.7	49.7	43.4	46.4
22/1/2024	23:32	44.8	47.8	47.9	47.4	46.3	49.3	43.0	46.0
22/1/2024	23:37	44.5	47.5			46.3	49.3	42.5	45.5
22/1/2024	23:42	45.4	48.4			47.2	50.2	44.0	47.0
22/1/2024	23:47	43.0	46.0	46.8		45.0	48.0	41.4	44.4
22/1/2024	23:52	44.2	47.2			46.1	49.1	42.3	45.3
22/1/2024	23:57	44.2	47.2			45.8	48.8	42.8	45.8
			Mean	45.8	45.8				
			Maximum	47.9	47.4				
			Minimum	44.9	44.9				

Station: LFT_M3A

Remark: *For Free Field measurement, +3 dB(A) was added to the measured results.

Date	Start Time	Leq (5mins)	Leq (5mins)*	Leq (15mins)	Leq (30mins)	L10 (5mins)	L10 (5mins)*	L90 (5mins)	L90 (5mins)*
23/1/2024	0:02	42.6	45.6	45.7	45.6	44.6	47.6	41.2	44.2
23/1/2024	0:07	42.7	45.7			44.6	47.6	41.1	44.1
23/1/2024	0:12	42.9	45.9			44.4	47.4	41.5	44.5
23/1/2024	0:17	42.9	45.9	45.5		44.3	47.3	40.9	43.9
23/1/2024	0:22	41.8	44.8			43.7	46.7	40.0	43.0
23/1/2024	0:27	42.8	45.8			44.2	47.2	40.9	43.9
23/1/2024	0:32	42.2	45.2	45.3	45.4	43.8	46.8	40.9	43.9
23/1/2024	0:37	42.5	45.5			44.3	47.3	40.7	43.7
23/1/2024	0:42	42.2	45.2			43.8	46.8	40.8	43.8
23/1/2024	0:47	42.5	45.5	45.6		44.3	47.3	41.1	44.1
23/1/2024	0:52	42.7	45.7			44.4	47.4	41.2	44.2
23/1/2024	0:57	42.6	45.6			44.4	47.4	41.3	44.3
23/1/2024	1:02	42.6	45.6	45.5	45.4	44.4	47.4	41.2	44.2
23/1/2024	1:07	42.4	45.4			44.1	47.1	41.0	44.0
23/1/2024	1:12	42.5	45.5			43.9	46.9	40.9	43.9
23/1/2024	1:17	42.3	45.3	45.2		44.1	47.1	40.8	43.8
23/1/2024	1:22	42.1	45.1			43.6	46.6	40.3	43.3
23/1/2024	1:27	42.2	45.2			43.7	46.7	40.4	43.4
23/1/2024	1:32	42.4	45.4	45.6	45.6	43.7	46.7	40.6	43.6
23/1/2024	1:37	42.7	45.7			44.3	47.3	41.1	44.1
23/1/2024	1:42	42.6	45.6			44.4	47.4	40.9	43.9
23/1/2024	1:47	42.6	45.6	45.6		44.3	47.3	41.0	44.0
23/1/2024	1:52	42.9	45.9			44.2	47.2	41.4	44.4
23/1/2024	1:57	42.4	45.4			44.0	47.0	40.9	43.9
23/1/2024	2:02	42.6	45.6	45.6	45.5	43.9	46.9	41.3	44.3
23/1/2024	2:07	42.5	45.5			44.0	47.0	40.9	43.9
23/1/2024	2:12	42.6	45.6			43.9	46.9	41.3	44.3
23/1/2024	2:17	42.5	45.5	45.5		43.9	46.9	41.2	44.2
23/1/2024	2:22	42.5	45.5			43.9	46.9	41.0	44.0
23/1/2024	2:27	42.5	45.5			44.0	47.0	40.8	43.8
23/1/2024	2:32	42.5	45.5	45.5	45.5	43.8	46.8	40.8	43.8
23/1/2024	2:37	42.7	45.7			44.5	47.5	41.4	44.4
23/1/2024	2:42	42.4	45.4			44.1	47.1	40.6	43.6
23/1/2024	2:47	42.7	45.7	45.6		44.1	47.1	41.2	44.2
23/1/2024	2:52	42.5	45.5			44.1	47.1	41.2	44.2
23/1/2024	2:57	42.6	45.6			44.4	47.4	41.0	44.0
23/1/2024	3:02	42.3	45.3	45.4	45.6	44.0	47.0	40.6	43.6
23/1/2024	3:07	42.4	45.4			43.9	46.9	40.8	43.8
23/1/2024	3:12	42.4	45.4			43.7	46.7	41.1	44.1
23/1/2024	3:17	42.4	45.4	45.7		44.1	47.1	41.0	44.0
23/1/2024	3:22	42.8	45.8			44.6	47.6	41.3	44.3
23/1/2024	3:27	43.0	46.0			44.6	47.6	41.3	44.3
23/1/2024	3:32	42.7	45.7	45.6	45.6	44.1	47.1	41.4	44.4
23/1/2024	3:37	42.5	45.5			43.9	46.9	41.2	44.2
23/1/2024	3:42	42.6	45.6			44.0	47.0	41.3	44.3
23/1/2024	3:47	42.9	45.9	45.7		44.3	47.3	41.1	44.1
23/1/2024	3:52	42.7	45.7			44.3	47.3	41.4	44.4
23/1/2024	3:57	42.5	45.5			44.2	47.2	41.1	44.1
23/1/2024	4:02	42.6	45.6	45.8	45.8	44.2	47.2	40.8	43.8
23/1/2024	4:07	43.1	46.1			44.8	47.8	41.1	44.1
23/1/2024	4:12	42.8	45.8			44.8	47.8	41.1	44.1
23/1/2024	4:17	42.6	45.6	45.8		44.6	47.6	40.7	43.7
23/1/2024	4:22	42.9	45.9			44.4	47.4	41.3	44.3
23/1/2024	4:27	42.8	45.8			44.5	47.5	40.9	43.9
23/1/2024	4:32	43.0	46.0	45.9	45.9	44.5	47.5	41.4	44.4
23/1/2024	4:37	43.0	46.0			44.8	47.8	41.1	44.1
23/1/2024	4:42	42.8	45.8			44.5	47.5	40.8	43.8
23/1/2024	4:47	42.7	45.7	45.8		44.7	47.7	40.9	43.9
23/1/2024	4:52	43.0	46.0			44.5	47.5	41.0	44.0
23/1/2024	4:57	42.7	45.7			44.2	47.2	41.2	44.2
23/1/2024	5:02	44.0	47.0	46.9	47.6	45.7	48.7	42.0	45.0
23/1/2024	5:07	43.4	46.4			45.1	48.1	41.9	44.9
23/1/2024	5:12	44.2	47.2			45.8	48.8	42.4	45.4
23/1/2024	5:17	44.3	47.3	48.2		46.0	49.0	42.6	45.6
23/1/2024	5:22	44.1	47.1			46.0	49.0	41.9	44.9
23/1/2024	5:27	46.6	49.6			48.7	51.7	44.7	47.7
23/1/2024	5:32	44.2	47.2	47.2	47.8	46.1	49.1	42.1	45.1
23/1/2024	5:37	44.1	47.1			46.3	49.3	42.2	45.2
23/1/2024	5:42	44.4	47.4			46.4	49.4	42.5	45.5
23/1/2024	5:47	46.3	49.3	48.4		48.4	51.4	44.5	47.5
23/1/2024	5:52	44.2	47.2			46.1	49.1	42.3	45.3
23/1/2024	5:57	45.5	48.5			47.4	50.4	43.6	46.6
23/1/2024	6:02	44.7	47.7	47.3	48.1	46.9	49.9	42.5	45.5
23/1/2024	6:07	44.0	47.0			46.0	49.0	41.6	44.6
23/1/2024	6:12	44.2	47.2			46.3	49.3	42.4	45.4
23/1/2024	6:17	46.3	49.3	48.8		48.2	51.2	44.5	47.5
23/1/2024	6:22	45.0	48.0			47.1	50.1	43.1	46.1
23/1/2024	6:27	46.1	49.1			48.3	51.3	43.9	46.9
23/1/2024	6:32	45.3	48.3	50.3	50.5	47.4	50.4	43.1	46.1
23/1/2024	6:37	48.6	51.6			51.1	54.1	46.1	49.1
23/1/2024	6:42	47.2	50.2			49.8	52.8	45.1	48.1
23/1/2024	6:47	50.7	53.7	50.8		53.1	56.1	48.5	51.5
23/1/2024	6:52	44.6	47.6			47.0	50.0	42.5	45.5
23/1/2024	6:57	45.6	48.6			47.7	50.7	42.9	45.9
23/1/2024	23:02	44.2	47.2	47.1	47.1	46.1	49.1	42.5	45.5
23/1/2024	23:07	44.0	47.0			45.5	48.5	42.4	45.4
23/1/2024	23:12	44.2	47.2			45.6	48.6	42.2	45.2
23/1/2024	23:17	43.9	46.9	47.2		45.4	48.4	42.4	45.4
23/1/2024	23:22	44.4	47.4			46.1	49.1	42.6	45.6
23/1/2024	23:27	44.3	47.3			45.8	48.8	42.3	45.3
23/1/2024	23:32	43.9	46.9	46.2	47.1	45.4	48.4	42.4	45.4
23/1/2024	23:37	42.7	45.7			44.6	47.6	41.1	44.1
23/1/2024	23:42	43.0	46.0			45.0	48.0	41.4	44.4
23/1/2024	23:47	43.5	46.5	47.9		45.5	48.5	41.8	44.8
23/1/2024	23:52	45.5	48.5			47.1	50.1	43.5	46.5
23/1/2024	23:57	45.3	48.3			47.2	50.2	43.9	46.9
			Mean	46.5	46.5				
			Maximum	50.8	50.5				
			Minimum	45.2	45.4				

Date	Start Time	Leq (5mins)	Leq (5mins)*	Leq (15mins)	Leq (30mins)	L10 (5mins)	L10 (5mins)*	L90 (5mins)	L90 (5mins)*
24/1/2024	0:02	45.2	48.2	48.9	48.7	46.9	49.9	43.5	46.5
24/1/2024	0:07	45.5	48.5			47.3	50.3	43.6	46.6
24/1/2024	0:12	46.9	49.9			48.7	51.7	45.0	48.0
24/1/2024	0:17	46.2	49.2	48.4		47.6	50.6	44.3	47.3
24/1/2024	0:22	44.5	47.5			46.2	49.2	42.9	45.9
24/1/2024	0:27	45.3	48.3			46.8	49.8	43.4	46.4
24/1/2024	0:32	44.8	47.8	46.5	45.9	46.6	49.6	43.2	46.2
24/1/2024	0:37	42.3	45.3			43.6	46.6	40.6	43.6
24/1/2024	0:42	42.9	45.9			44.4	47.4	41.1	44.1
24/1/2024	0:47	41.7	44.7	45.1		43.4	46.4	40.1	43.1
24/1/2024	0:52	42.7	45.7			44.1	47.1	41.1	44.1
24/1/2024	0:57	41.9	44.9			43.4	46.4	40.2	43.2
24/1/2024	1:02	42.0	45.0	44.9	45.0	43.5	46.5	40.3	43.3
24/1/2024	1:07	42.0	45.0			43.5	46.5	40.7	43.7
24/1/2024	1:12	41.9	44.9			43.6	46.6	40.2	43.2
24/1/2024	1:17	42.2	45.2	45.1		43.6	46.6	40.6	43.6
24/1/2024	1:22	42.2	45.2			43.8	46.8	40.6	43.6
24/1/2024	1:27	41.9	44.9			43.4	46.4	40.4	43.4
24/1/2024	1:32	42.7	45.7	45.8	45.8	44.1	47.1	41.1	44.1
24/1/2024	1:37	42.8	45.8			44.5	47.5	41.5	44.5
24/1/2024	1:42	42.9	45.9			44.5	47.5	41.5	44.5
24/1/2024	1:47	42.1	45.1	45.7		43.7	46.7	40.5	43.5
24/1/2024	1:52	42.9	45.9			44.6	47.6	41.3	44.3
24/1/2024	1:57	43.0	46.0			44.7	47.7	41.5	44.5
24/1/2024	2:02	41.4	44.4	44.3	44.8	42.9	45.9	39.9	42.9
24/1/2024	2:07	41.3	44.3			43.1	46.1	39.6	42.6
24/1/2024	2:12	41.2	44.2			42.7	45.7	39.9	42.9
24/1/2024	2:17	42.1	45.1	45.3		43.9	46.9	40.5	43.5
24/1/2024	2:22	42.6	45.6			44.0	47.0	41.1	44.1
24/1/2024	2:27	42.2	45.2			43.5	46.5	40.5	43.5
24/1/2024	2:32	43.1	46.1	45.9	45.9	44.7	47.7	41.7	44.7
24/1/2024	2:37	42.9	45.9			44.6	47.6	41.6	44.6
24/1/2024	2:42	42.8	45.8			44.1	47.1	41.1	44.1
24/1/2024	2:47	42.9	45.9	45.8		44.5	47.5	41.4	44.4
24/1/2024	2:52	42.9	45.9			44.3	47.3	41.5	44.5
24/1/2024	2:57	42.6	45.6			43.9	46.9	41.2	44.2
24/1/2024	3:02	43.0	46.0	45.9	45.9	44.5	47.5	41.7	44.7
24/1/2024	3:07	42.8	45.8			44.6	47.6	41.0	44.0
24/1/2024	3:12	42.9	45.9			44.3	47.3	41.1	44.1
24/1/2024	3:17	42.6	45.6	45.8		44.4	47.4	41.0	44.0
24/1/2024	3:22	42.9	45.9			44.3	47.3	41.5	44.5
24/1/2024	3:27	43.0	46.0			44.3	47.3	41.2	44.2
24/1/2024	3:32	42.8	45.8	45.8	45.7	44.1	47.1	41.1	44.1
24/1/2024	3:37	42.8	45.8			44.5	47.5	41.2	44.2
24/1/2024	3:42	42.7	45.7			44.3	47.3	41.2	44.2
24/1/2024	3:47	42.8	45.8	45.7		44.6	47.6	41.4	44.4
24/1/2024	3:52	42.6	45.6			44.1	47.1	41.0	44.0
24/1/2024	3:57	42.8	45.8			44.5	47.5	41.2	44.2
24/1/2024	4:02	42.8	45.8	45.9	45.9	44.6	47.6	41.0	44.0
24/1/2024	4:07	42.9	45.9			44.9	47.9	41.2	44.2
24/1/2024	4:12	43.0	46.0			44.7	47.7	41.3	44.3
24/1/2024	4:17	42.8	45.8	45.8		44.3	47.3	41.2	44.2
24/1/2024	4:22	42.8	45.8			44.6	47.6	41.0	44.0
24/1/2024	4:27	42.9	45.9			44.5	47.5	40.9	43.9
24/1/2024	4:32	42.8	45.8	45.8	46.1	44.8	47.8	41.0	44.0
24/1/2024	4:37	42.7	45.7			44.2	47.2	40.8	43.8
24/1/2024	4:42	42.8	45.8			44.8	47.8	41.3	44.3
24/1/2024	4:47	42.1	45.1	46.4		43.7	46.7	40.3	43.3
24/1/2024	4:52	44.1	47.1			45.7	48.7	42.3	45.3
24/1/2024	4:57	43.8	46.8			45.6	48.6	41.8	44.8
24/1/2024	5:02	44.1	47.1	47.0	46.9	45.8	48.8	42.5	45.5
24/1/2024	5:07	43.9	46.9			45.8	48.8	42.2	45.2
24/1/2024	5:12	44.1	47.1			46.1	49.1	42.2	45.2
24/1/2024	5:17	43.8	46.8	46.8		45.8	48.8	42.2	45.2
24/1/2024	5:22	43.5	46.5			45.9	48.9	41.5	44.5
24/1/2024	5:27	44.2	47.2			46.4	49.4	41.8	44.8
24/1/2024	5:32	43.3	46.3	46.9	47.6	45.2	48.2	40.9	43.9
24/1/2024	5:37	43.9	46.9			46.3	49.3	41.5	44.5
24/1/2024	5:42	44.4	47.4			46.5	49.5	42.6	45.6
24/1/2024	5:47	45.7	48.7	48.2		47.9	50.9	43.5	46.5
24/1/2024	5:52	45.3	48.3			47.1	50.1	43.0	46.0
24/1/2024	5:57	44.4	47.4			46.8	49.8	42.5	45.5
24/1/2024	6:02	45.3	48.3	49.4	49.1	47.7	50.7	43.4	46.4
24/1/2024	6:07	46.0	49.0			48.1	51.1	43.6	46.6
24/1/2024	6:12	47.7	50.7			49.6	52.6	45.8	48.8
24/1/2024	6:17	46.6	49.6	48.8		48.6	51.6	44.7	47.7
24/1/2024	6:22	46.1	49.1			48.4	51.4	43.8	46.8
24/1/2024	6:27	44.5	47.5			46.4	49.4	42.2	45.2
24/1/2024	6:32	46.1	49.1	49.1	49.2	48.5	51.5	43.8	46.8
24/1/2024	6:37	46.4	49.4			49.1	52.1	44.1	47.1
24/1/2024	6:42	45.9	48.9			48.1	51.1	43.3	46.3
24/1/2024	6:47	46.4	49.4			48.9	51.9	43.7	46.7
24/1/2024	6:52	46.0	49.0	49.2		48.4	51.4	43.9	46.9
24/1/2024	6:57	46.2	49.2			48.8	51.8	43.7	46.7
24/1/2024	23:00	44.6	47.6	48.1	48.1	46.3	49.3	42.6	45.6
24/1/2024	23:05	45.6	48.6			47.2	50.2	43.5	46.5
24/1/2024	23:10	45.2	48.2			46.9	49.9	43.6	46.6
24/1/2024	23:15	44.2	47.2	48.1		46.0	49.0	42.8	45.8
24/1/2024	23:20	45.5	48.5			46.9	49.9	44.0	47.0
24/1/2024	23:25	45.5	48.5			47.2	50.2	44.0	47.0
24/1/2024	23:30	45.1	48.1	47.9	47.8	47.1	50.1	43.7	46.7
24/1/2024	23:35	44.4	47.4			46.2	49.2	42.2	45.2
24/1/2024	23:40	45.4	48.4			47.5	50.5	43.5	46.5
24/1/2024	23:45	44.7	47.7	47.6		46.7	49.7	42.6	45.6
24/1/2024	23:50	44.3	47.3			45.9	48.9	42.1	45.1
24/1/2024	23:55	44.7	47.7			46.6	49.6	43.1	46.1
			Mean	46.8	46.8				
			Maximum	49.4	49.2				
			Minimum	44.3	44.8				

Station: LFT_M3A

Remark: *For Free Field measurement, +3 dB(A) was added to the measured results.

Date	Start Time	Leq (5mins)	Leq (5mins)*	Leq (15mins)	Leq (30mins)	L10 (5mins)	L10 (5mins)*	L90 (5mins)	L90 (5mins)*
25/1/2024	0:00	44.5	47.5	47.5	47.0	46.5	49.5	43.0	46.0
25/1/2024	0:05	44.5	47.5			46.1	49.1	42.9	45.9
25/1/2024	0:10	44.4	47.4			46.0	49.0	42.8	45.8
25/1/2024	0:15	43.7	46.7	46.5		45.5	48.5	42.3	45.3
25/1/2024	0:20	43.4	46.4			45.0	48.0	41.8	44.8
25/1/2024	0:25	43.4	46.4			45.4	48.4	42.0	45.0
25/1/2024	0:30	43.2	46.2	46.2	46.1	45.0	48.0	41.4	44.4
25/1/2024	0:35	43.4	46.4			44.8	47.8	41.8	44.8
25/1/2024	0:40	43.0	46.0			45.0	48.0	41.2	44.2
25/1/2024	0:45	42.9	45.9	46.0		44.3	47.3	41.5	44.5
25/1/2024	0:50	43.0	46.0			44.4	47.4	41.0	44.0
25/1/2024	0:55	43.2	46.2			45.2	48.2	41.6	44.6
25/1/2024	1:00	43.6	46.6	46.1	45.7	45.4	48.4	42.0	45.0
25/1/2024	1:05	43.4	46.4			45.1	48.1	41.4	44.4
25/1/2024	1:10	42.3	45.3			44.1	47.1	40.9	43.9
25/1/2024	1:15	42.2	45.2	45.2		43.9	46.9	40.7	43.7
25/1/2024	1:20	42.1	45.1			43.6	46.6	40.5	43.5
25/1/2024	1:25	42.3	45.3			44.0	47.0	40.8	43.8
25/1/2024	1:30	42.0	45.0	45.1	45.0	43.6	46.6	40.3	43.3
25/1/2024	1:35	42.4	45.4			44.1	47.1	40.9	43.9
25/1/2024	1:40	41.8	44.8			43.6	46.6	40.0	43.0
25/1/2024	1:45	41.8	44.8	44.8		43.6	46.6	40.2	43.2
25/1/2024	1:50	41.7	44.7			43.4	46.4	40.3	43.3
25/1/2024	1:55	42.0	45.0			43.8	46.8	40.7	43.7
25/1/2024	2:00	42.0	45.0	44.8	44.9	43.8	46.8	40.6	43.6
25/1/2024	2:05	41.9	44.9			43.6	46.6	40.3	43.3
25/1/2024	2:10	41.6	44.6			43.2	46.2	40.3	43.3
25/1/2024	2:15	42.0	45.0	44.9		43.4	46.4	40.6	43.6
25/1/2024	2:20	41.7	44.7			43.3	46.3	40.4	43.4
25/1/2024	2:25	42.0	45.0			43.7	46.7	40.6	43.6
25/1/2024	2:30	42.2	45.2	45.2	45.9	43.5	46.5	40.6	43.6
25/1/2024	2:35	42.2	45.2			43.5	46.5	40.4	43.4
25/1/2024	2:40	42.1	45.1			43.6	46.6	40.6	43.6
25/1/2024	2:45	43.3	46.3	46.5		44.9	47.9	41.9	44.9
25/1/2024	2:50	43.7	46.7			45.4	48.4	41.9	44.9
25/1/2024	2:55	43.4	46.4			45.2	48.2	42.1	45.1
25/1/2024	3:00	43.5	46.5	46.3	46.1	45.0	48.0	42.2	45.2
25/1/2024	3:05	43.6	46.6			44.9	47.9	42.3	45.3
25/1/2024	3:10	42.7	45.7			44.0	47.0	41.2	44.2
25/1/2024	3:15	42.9	45.9	45.9		44.7	47.7	41.4	44.4
25/1/2024	3:20	42.9	45.9			44.2	47.2	41.5	44.5
25/1/2024	3:25	42.9	45.9			44.3	47.3	41.1	44.1
25/1/2024	3:30	43.0	46.0	46.2	46.4	44.3	47.3	41.5	44.5
25/1/2024	3:35	42.8	45.8			44.1	47.1	41.3	44.3
25/1/2024	3:40	43.7	46.7			45.2	48.2	42.1	45.1
25/1/2024	3:45	43.8	46.8	46.7		45.1	48.1	42.1	45.1
25/1/2024	3:50	43.7	46.7			45.1	48.1	42.2	45.2
25/1/2024	3:55	43.6	46.6			45.4	48.4	42.2	45.2
25/1/2024	4:00	45.1	48.1	47.7	47.9	46.6	49.6	43.8	46.8
25/1/2024	4:05	44.5	47.5			46.2	49.2	43.0	46.0
25/1/2024	4:10	44.6	47.6			46.4	49.4	43.1	46.1
25/1/2024	4:15	45.2	48.2	48.0		46.7	49.7	43.6	46.6
25/1/2024	4:20	45.0	48.0			46.7	49.7	43.3	46.3
25/1/2024	4:25	44.9	47.9			46.4	49.4	43.5	46.5
25/1/2024	4:30	45.2	48.2	48.0	47.9	46.6	49.6	43.7	46.7
25/1/2024	4:35	45.1	48.1			46.6	49.6	43.6	46.6
25/1/2024	4:40	44.7	47.7			46.5	49.5	42.7	45.7
25/1/2024	4:45	44.9	47.9	47.9		46.4	49.4	43.2	46.2
25/1/2024	4:50	44.6	47.6			46.5	49.5	42.6	45.6
25/1/2024	4:55	45.0	48.0			47.0	50.0	43.5	46.5
25/1/2024	5:00	44.7	47.7	47.8	51.0	46.2	49.2	43.2	46.2
25/1/2024	5:05	44.9	47.9			46.8	49.8	42.9	45.9
25/1/2024	5:10	44.9	47.9			46.8	49.8	43.4	46.4
25/1/2024	5:15	45.0	48.0			46.5	49.5	43.3	46.3
25/1/2024	5:20	45.2	48.2	52.8		46.9	49.9	43.2	46.2
25/1/2024	5:25	53.5	56.5			55.3	58.3	51.5	54.5
25/1/2024	5:30	45.0	48.0	48.2	48.0	47.0	50.0	43.2	46.2
25/1/2024	5:35	45.3	48.3			46.8	49.8	43.5	46.5
25/1/2024	5:40	45.2	48.2			47.0	50.0	43.7	46.7
25/1/2024	5:45	44.8	47.8	47.7		46.5	49.5	42.8	45.8
25/1/2024	5:50	44.7	47.7			46.7	49.7	43.1	46.1
25/1/2024	5:55	44.6	47.6			46.1	49.1	42.7	45.7
25/1/2024	6:00	44.8	47.8	48.0	48.0	46.9	49.9	42.5	45.5
25/1/2024	6:05	45.1	48.1			47.0	50.0	42.7	45.7
25/1/2024	6:10	45.3	48.3			47.4	50.4	43.5	46.5
25/1/2024	6:15	45.2	48.2	48.0		47.3	50.3	42.9	45.9
25/1/2024	6:20	44.9	47.9			46.8	49.8	42.7	45.7
25/1/2024	6:25	44.9	47.9			46.8	49.8	42.9	45.9
25/1/2024	6:30	45.0	48.0	48.0	48.8	47.4	50.4	42.9	45.9
25/1/2024	6:35	45.1	48.1			47.5	50.5	43.2	46.2
25/1/2024	6:40	45.1	48.1			47.2	50.2	42.9	45.9
25/1/2024	6:45	45.0	48.0	49.5		46.8	49.8	43.1	46.1
25/1/2024	6:50	44.9	47.9			46.8	49.8	43.1	46.1
25/1/2024	6:55	48.6	51.6			50.7	53.7	46.5	49.5
			Mean	47.0	47.0				
			Maximum	52.8	51.0				
			Minimum	44.8	44.9				

Summary of Noise Monitoring Results during 23:00 - 07:00 on the next day at LFT_M3A		
	Leq (15mins)	Leq (30mins)
Mean	46.6	46.6
Maximum	59.9	58.2
Minimum	44.3	44.6

Appendix 3-22 Baseline Noise Monitoring Data – 07:00 - 19:00 at LFT_M5

Station: LFT_M5

Date	Start Time	Leq (5mins)	Leq (30mins)	L10 (5mins)	L90 (5mins)
11/1/2024	12:44	65.9		69.2	62.8
11/1/2024	12:49	70.8		73.7	67.5
11/1/2024	12:54	69.6	67.4	72.4	66.9
11/1/2024	12:59	61.5		64.6	58.6
11/1/2024	13:04	66.0		69.2	62.8
11/1/2024	13:09	64.4		67.2	61.3
11/1/2024	13:14	69.0		72.2	66.0
11/1/2024	13:19	66.2		69.4	63.6
11/1/2024	13:24	66.6	67.2	69.2	63.4
11/1/2024	13:29	49.7		52.3	46.9
11/1/2024	13:34	67.1		70.3	63.8
11/1/2024	13:39	69.9		72.6	66.5
11/1/2024	13:44	75.2		78.1	72.4
11/1/2024	13:49	78.5		81.8	75.4
11/1/2024	13:54	69.8	73.6	72.8	66.9
11/1/2024	13:59	70.0		73.2	66.8
11/1/2024	14:04	67.7		70.7	64.9
11/1/2024	14:09	69.8		72.5	67.0
11/1/2024	14:14	71.4		74.4	68.8
11/1/2024	14:19	66.7		70.3	62.8
11/1/2024	14:24	66.4	70.6	70.3	62.4
11/1/2024	14:29	67.9		72.1	63.6
11/1/2024	14:34	72.7		76.5	69.0
11/1/2024	14:39	73.2		76.8	69.2
11/1/2024	14:44	78.1		82.2	74.0
11/1/2024	14:49	71.7		75.6	68.1
11/1/2024	14:54	70.2	76.5	74.2	66.5
11/1/2024	14:59	74.8		78.5	70.8
11/1/2024	15:04	80.5		84.3	76.9
11/1/2024	15:09	75.8		79.9	72.0
11/1/2024	15:14	71.7		75.8	67.4
11/1/2024	15:19	74.7		78.6	70.8
11/1/2024	15:24	67.9	72.1	72.4	63.6
11/1/2024	15:29	70.7		75.4	66.5
11/1/2024	15:34	74.4		78.4	70.2
11/1/2024	15:39	68.5		72.8	64.0
11/1/2024	15:44	67.7		71.9	63.0
11/1/2024	15:49	68.8		72.8	64.2
11/1/2024	15:54	74.5	72.3	79.2	69.9
11/1/2024	15:59	73.6		77.7	69.7
11/1/2024	16:04	68.4		72.8	63.9
11/1/2024	16:09	74.9		79.0	70.2
11/1/2024	16:14	75.2		79.6	70.9
11/1/2024	16:19	74.2		78.4	70.2
11/1/2024	16:24	71.7	76.1	75.7	67.8
11/1/2024	16:29	70.2		74.4	66.0
11/1/2024	16:34	76.2		80.1	71.7
11/1/2024	16:39	80.7		84.9	76.4
11/1/2024	16:44	76.6		80.5	72.6
11/1/2024	16:49	78.0		82.5	74.1
11/1/2024	16:54	76.3	75.0	80.4	72.4
11/1/2024	16:59	69.7		73.7	65.8
11/1/2024	17:04	68.6		73.2	64.0
11/1/2024	17:09	73.3		77.4	68.9
11/1/2024	17:14	82.1		86.8	77.6
11/1/2024	17:19	75.4		79.5	71.5
11/1/2024	17:24	69.2	77.2	73.4	64.5
11/1/2024	17:29	66.7		70.9	62.1
11/1/2024	17:34	74.0		78.6	69.5
11/1/2024	17:39	79.0		83.3	74.8
11/1/2024	17:44	71.7		75.7	67.0
11/1/2024	17:49	65.5		69.7	60.9
11/1/2024	17:54	62.8	73.1	66.7	58.8
11/1/2024	17:59	65.7		70.2	61.0
11/1/2024	18:04	76.1		80.1	72.0
11/1/2024	18:09	77.7		82.0	73.1
11/1/2024	18:14	76.2		80.3	71.7
11/1/2024	18:19	79.4		83.8	75.0
11/1/2024	18:24	71.0	75.5	75.0	66.4
11/1/2024	18:29	74.7		78.9	70.8
11/1/2024	18:34	75.6		79.8	71.2
11/1/2024	18:39	68.3		72.3	64.1
11/1/2024	18:44	64.0		68.0	60.0
11/1/2024	18:49	63.2		67.8	59.3
11/1/2024	18:54	67.8		72.1	63.4
11/1/2024	18:59	78.1		82.7	73.8
		Mean	74.2		
		Maximum	77.2		
		Minimum	70.6		

Date	Start Time	Leq (5mins)	Leq (30mins)	L10 (5mins)	L90 (5mins)
12/1/2024	7:04	72.5		74.3	70.2
12/1/2024	7:09	72.2		74.3	69.8
12/1/2024	7:14	74.6	75.8	76.5	72.6
12/1/2024	7:19	76.9		78.8	74.9
12/1/2024	7:24	74.2		76.0	71.9
12/1/2024	7:29	79.5		81.9	77.7
12/1/2024	7:34	76.0		78.4	73.7
12/1/2024	7:39	68.9		71.1	66.8
12/1/2024	7:44	65.1	70.2	67.4	62.9
12/1/2024	7:49	65.2		67.7	62.8
12/1/2024	7:54	65.2		67.8	62.7
12/1/2024	7:59	67.7		69.9	65.1
12/1/2024	8:04	67.1		69.3	64.5
12/1/2024	8:09	70.7		73.2	68.3
12/1/2024	8:14	73.8	70.3	76.0	71.2
12/1/2024	8:19	71.9		74.5	69.3
12/1/2024	8:24	66.3		68.8	63.2
12/1/2024	8:29	64.5		66.8	61.7
12/1/2024	8:34	63.1		66.2	60.7
12/1/2024	8:39	67.5		70.2	65.2
12/1/2024	8:44	67.9	71.0	70.3	64.9
12/1/2024	8:49	67.3		70.1	64.4
12/1/2024	8:54	77.4		80.5	74.6
12/1/2024	8:59	63.1		66.1	60.7
12/1/2024	9:04	67.7		70.0	64.9
12/1/2024	9:09	66.0		68.4	63.4
12/1/2024	9:14	66.1	67.2	68.9	63.8
12/1/2024	9:19	67.8		70.5	65.0
12/1/2024	9:24	69.7		72.6	66.6
12/1/2024	9:29	64.1		66.5	61.0
12/1/2024	9:34	65.4		67.9	62.7
12/1/2024	9:39	73.9		76.3	71.4
12/1/2024	9:44	69.1	68.6	71.7	66.2
12/1/2024	9:49	67.2		69.6	64.8
12/1/2024	9:54	59.2		61.6	56.1
12/1/2024	9:59	61.0		63.5	58.7
12/1/2024	10:04	58.3		61.1	55.4
12/1/2024	10:09	60.8		63.9	58.5
12/1/2024	10:14	63.3	59.9	66.4	61.0
12/1/2024	10:19	58.7		62.1	55.7
12/1/2024	10:24	57.2		60.4	54.1
12/1/2024	10:29	57.9		60.9	55.2
12/1/2024	10:34	56.4		59.1	53.5
12/1/2024	10:39	56.6		59.7	53.2
12/1/2024	10:44	54.7	56.9	58.3	51.3
12/1/2024	10:49	56.8		60.1	53.8
12/1/2024	10:54	58.7		61.9	55.8
12/1/2024	10:59	57.2		60.5	54.4
12/1/2024	11:04	58.4		61.6	55.3
12/1/2024	11:09	58.6		61.8	55.2
12/1/2024	11:14	59.5	58.9	63.0	56.4
12/1/2024	11:19	58.5		61.4	55.7
12/1/2024	11:24	58.7		61.7	55.8
12/1/2024	11:29	59.6		62.4	56.8
12/1/2024	11:34	62.1		64.9	59.4
12/1/2024	11:39	65.6		68.4	62.9
12/1/2024	11:44	67.4	72.7	70.1	64.4
12/1/2024	11:49	74.0		76.9	71.2
12/1/2024	11:54	76.6		79.7	73.8
12/1/2024	11:59	74.7		77.8	72.0
12/1/2024	12:04	82.9		85.8	80.1
12/1/2024	12:09	64.3		67.0	61.6
12/1/2024	12:14	67.3	76.5	70.2	64.4
12/1/2024	12:19	76.0		78.7	72.9
12/1/2024	12:24	73.4		76.5	70.5
12/1/2024	12:29	66.2		69.2	63.0
12/1/2024	12:34	67.5		70.7	64.5
12/1/2024	12:39	62.6		65.9	59.6
12/1/2024	12:44	64.2	70.3	66.9	61.0
12/1/2024	12:49	70.4		73.1	67.4
12/1/2024	12:54	75.6		78.3	72.5
12/1/2024	12:59	68.4		71.2	65.2
12/1/2024	13:04	64.2		67.5	60.9
12/1/2024	13:09	66.5		69.3	63.4
12/1/2024	13:14	64.3	66.5	67.2	61.2
12/1/2024	13:19	65.7		68.3	62.5
12/1/2024	13:24	66.3		69.6	63.2
12/1/2024	13:29	69.5		72.1	66.3
12/1/2024	13:34	71.4		74.2	68.1
12/1/2024	13:39	74.3		77.5	70.9
12/1/2024	13:44	76.6	74.2	79.3	73.5
12/1/2024	13:49	76.5		79.9	73.8
12/1/2024	13:54	72.5		75.4	69.7
12/1/2024	13:59	69.4		72.5	66.8
12/1/2024	14:04	64.4		67.6	61.2
12/1/2024	14:09	64.4		67.7	61.5
12/1/2024	14:14	68.0	67.5	71.0	65.1
12/1/2024	14:19	62.1		66.3	58.5
12/1/2024	14:24	69.1		73.2	64.9
12/1/2024	14:29	71.0		75.1	67.3
12/1/2024	14:34	62.8		66.8	58.8
12/1/2024	14:39	65.2		68.8	60.9
12/1/2024	14:44	58.8	61.5	62.4	54.7
12/1/2024	14:49	60.0		64.2	55.7
12/1/2024	14:54	58.9		62.7	55.0
12/1/2024	14:59	58.8		62.8	54.7
12/1/2024	15:04	59.2		63.2	55.1
12/1/2024	15:09	59.3		63.4	55.2
12/1/2024	15:14	57.9	59.2	62.2	53.9
12/1/2024	15:19	62.4		67.1	57.7
12/1/2024	15:24	57.6		61.9	53.7
12/1/2024	15:29	55.8		60.3	51.5
12/1/2024	15:34	59.7		63.6	55.4
12/1/2024	15:39	57.0		61.1	52.7
12/1/2024	15:44	55.3	57.6	59.6	51.1
12/1/2024	15:49	52.5		56.4	48.1
12/1/2024	15:54	52.8		57.0	48.5
12/1/2024	15:59	61.0		65.1	56.7
12/1/2024	16:04	61.4		65.5	57.5
12/1/2024	16:09	59.1		63.7	54.9
12/1/2024	16:14	58.7	59.3	63.1	54.0
12/1/2024	16:19	54.7		58.8	50.5
12/1/2024	16:24	52.7		57.2	48.7
12/1/2024	16:29	62.4		67.0	58.1
12/1/2024	16:34	58.0		62.1	53.8
12/1/2024	16:39	64.7		68.8	60.8
12/1/2024	16:44	66.7	66.3	71.3	62.3
12/1/2024	16:49	68.1		72.7	63.9
12/1/2024	16:54	65.1		69.5	60.5
12/1/2024	16:59	68.7		73.2	64.3
12/1/2024	17:04	71.1		75.5	66.7
12/1/2024	17:09	72.7		77.3	68.8
12/1/2024	17:14	68.2	69.0	72.5	67.1
12/1/2024	17:19	64.9		69.0	63.3
12/1/2024	17:24	64.5		68.7	63.4
12/1/2024	17:29	66.6		70.9	65.2
12/1/2024	17:34	66.9		71.2	64.3
12/1/2024	17:39	65.2		69.4	63.7
12/1/2024	17:44	59.9	64.4	64.1	58.5
12/1/2024	17:49	62.2		66.7	61.2
12/1/2024	17:54	65.2		69.9	64.6
12/1/2024	17:59	63.7		67.7	62.5
12/1/2024	18:04	63.8		67.8	62.3
12/1/2024	18:09	62.1		66.5	61.0
12/1/2024	18:14	60.9	60.9	65.1	59.9
12/1/2024	18:19	58.0		62.3	57.1
12/1/2024	18:24	57.6		61.5	56.0
12/1/2024	18:29	59.4		63.8	58.3
12/1/2024	18:34	61.4		65.6	60.2
12/1/2024	18:39	58.2		62.2	56.8
12/1/2024	18:44	53.6	56.7	57.7	52.6
12/1/2024	18:49	52.6		56.5	51.5
12/1/2024	18:54	52.3		56.2	51.3
12/1/2024	18:59	53.3		57.4	52.0
		Mean	65.9		
		Maximum	76.5		
		Minimum	56.7		

Date	Start Time	Leq (5mins)	Leq (30mins)	L10 (5mins)	L90 (5mins)
13/1/2024	7:04	72.4		74.5	71.1
13/1/2024	7:09	73.0		75.4	72.6
13/1/2024	7:14	63.0	69.2	65.0	61.7
13/1/2024	7:19	57.9		60.1	57.0
13/1/2024	7:24	64.0		65.8	62.7
13/1/2024	7:29	69.3		71.6	68.7
13/1/2024	7:34	69.8		72.4	69.0
13/1/2024	7:39	63.3		65.8	62.2
13/1/2024	7:44	58.5	71.2	61.0	57.9
13/1/2024	7:49	65.1		67.2	63.8
13/1/2024	7:54	72.9		75.0	71.9
13/1/2024	7:59	76.5		78.8	75.3
13/1/2024	8:04	75.0		77.4	74.3
13/1/2024	8:09	76.4		79.0	75.6
13/1/2024	8:14	73.5	73.1	76.1	72.4
13/1/2024	8:19	69.1		71.5	68.1
13/1/2024	8:24	67.0		69.8	65.8
13/1/2024	8:29	70.9		73.6	69.9
13/1/2024	8:34	73.6		76.7	72.8
13/1/2024	8:39	70.5		73.2	69.1
13/1/2024	8:44	64.2		67.0	63.0
13/1/2024	9:04	76.5		79.1	74.1
13/1/2024	9:09	72.5		75.5	69.7
13/1/2024	9:14	69.4	71.4	72.5	66.5
13/1/2024	9:19	64.4		67.3	61.6
13/1/2024	9:24	64.4		66.8	62.1
13/1/2024	9:29	68.0		70.8	65.5
13/1/2024	9:34	62.1		64.6	59.7
13/1/2024	9:39	69.1		71.9	66.3
13/1/2024	9:44	71.0	66.7	73.3	68.4
13/1/2024	9:49	62.8		65.5	60.5
13/1/2024	9:54	65.2		67.5	62.3
13/1/2024	9:59	58.8		61.8	55.8
13/1/2024	10:04	60.0		63.1	57.4
13/1/2024	10:09	58.9		61.7	56.4
13/1/2024	10:14	58.8	59.1	61.9	56.2
13/1/2024	10:19	59.2		62.0	56.3
13/1/2024	10:24	59.3		62.4	56.4
13/1/2024	10:29	57.9		61.0	55.2
13/1/2024	10:34	62.4		64.7	59.8
13/1/2024	10:39	57.6		60.7	54.9
13/1/2024	10:44	55.8	58.7	58.2	53.5
13/1/2024	10:49	59.7		62.3	57.4
13/1/2024	10:54	57.0		59.3	54.0
13/1/2024	10:59	55.3		58.0	52.1
13/1/2024	11:04	52.5		55.6	49.5
13/1/2024	11:09	52.8		55.7	49.2
13/1/2024	11:14	61.0	58.8	63.8	58.3
13/1/2024	11:19	61.4		64.5	57.9
13/1/2024	11:24	59.1		62.4	55.5
13/1/2024	11:29	58.7		61.7	55.2
13/1/2024	11:34	54.7		57.4	51.3
13/1/2024	11:39	52.7		55.7	49.2
13/1/2024	11:44	62.4	62.4	65.5	59.5
13/1/2024	11:49	58.0		61.5	54.8
13/1/2024	11:54	64.7		67.8	61.6
13/1/2024	11:59	66.7		69.7	63.6
13/1/2024	12:04	68.1		71.1	65.0
13/1/2024	12:09	65.1		67.9	62.3
13/1/2024	12:14	68.7	70.4	71.8	65.8
13/1/2024	12:19	71.1		74.0	68.0
13/1/2024	12:24	72.7		75.4	69.6
13/1/2024	12:29	72.5		75.2	69.4
13/1/2024	12:34	69.0		72.1	66.0
13/1/2024	12:39	68.7		71.7	65.8
13/1/2024	12:44	70.9	72.5	73.7	68.0
13/1/2024	12:49	75.7		78.6	72.7
13/1/2024	12:54	75.3		78.2	72.6
13/1/2024	12:59	68.4		71.4	65.2
13/1/2024	13:04	64.1		67.0	61.3
13/1/2024	13:09	63.2		66.1	60.4
13/1/2024	13:14	63.5	69.2	66.8	60.8
13/1/2024	13:19	66.1		68.9	62.8
13/1/2024	13:24	71.4		74.1	68.3
13/1/2024	13:29	74.0		77.3	71.0
13/1/2024	13:34	71.6		74.5	68.3
13/1/2024	13:39	72.8		75.6	69.6
13/1/2024	13:44	76.9	76.8	79.7	73.9
13/1/2024	13:49	77.6		80.7	74.5
13/1/2024	13:54	80.0		83.0	77.2
13/1/2024	13:59	76.7		80.0	73.9
13/1/2024	14:04	75.8		78.9	72.7
13/1/2024	14:09	75.1		78.4	71.8
13/1/2024	14:14	74.5	75.3	77.9	71.2
13/1/2024	14:19	74.7		77.8	71.8
13/1/2024	14:24	77.0		80.4	73.8
13/1/2024	14:29	73.9		76.6	70.7
13/1/2024	14:34	72.9		76.3	70.1
13/1/2024	14:39	68.9		71.7	65.8
13/1/2024	14:44	65.8	68.3	68.9	62.8
13/1/2024	14:49	63.4		66.4	60.1
13/1/2024	14:54	63.5		66.8	60.5
13/1/2024	14:59	66.7		71.0	62.6
13/1/2024	15:04	74.9		78.5	71.2
13/1/2024	15:09	78.6		82.4	74.5
13/1/2024	15:14	70.1	74.8	73.9	66.2
13/1/2024	15:19	67.6		71.2	63.6
13/1/2024	15:24	69.2		72.8	65.5
13/1/2024	15:29	77.3		81.4	73.1
13/1/2024	15:34	76.2		80.3	72.0
13/1/2024	15:39	68.7		72.9	64.5
13/1/2024	15:44	61.8	70.4	65.9	57.6
13/1/2024	15:49	67.3		71.1	63.0
13/1/2024	15:54	64.0		68.2	60.4
13/1/2024	15:59	68.8		73.4	64.2
13/1/2024	16:04	70.0		74.1	65.8
13/1/2024	16:09	74.0		78.1	70.0
13/1/2024	16:14	73.7	71.3	78.2	69.2
13/1/2024	16:19	70.4		74.3	66.4
13/1/2024	16:24	65.0		68.9	61.0
13/1/2024	16:29	69.3		73.5	64.8
13/1/2024	16:34	62.4		66.7	58.4
13/1/2024	16:39	65.5		70.0	61.0
13/1/2024	16:44	68.6	68.8	73.3	64.5
13/1/2024	16:49	69.0		73.1	64.8
13/1/2024	16:54	71.4		75.7	66.9
13/1/2024	16:59	70.3		74.6	66.3
13/1/2024	17:04	71.5		75.9	66.8
13/1/2024	17:09	70.4		75.0	66.2
13/1/2024	17:14	70.5	70.1	74.6	65.8
13/1/2024	17:19	70.2		74.2	65.6
13/1/2024	17:24	69.1		73.1	64.9
13/1/2024	17:29	67.9		72.4	63.4
13/1/2024	17:34	69.9		74.1	65.2
13/1/2024	17:39	69.2		73.4	64.9
13/1/2024	17:44	70.7	68.8	74.9	66.6
13/1/2024	17:49	69.7		74.0	65.0
13/1/2024	17:54	64.2		68.5	59.8
13/1/2024	17:59	65.2		69.9	61.0
13/1/2024	18:04	68.8		73.2	64.7
13/1/2024	18:09	67.7		72.4	63.8
13/1/2024	18:14	67.9	69.3	72.1	63.8
13/1/2024	18:19	69.5		73.4	65.5
13/1/2024	18:24	68.8		72.7	64.4
13/1/2024	18:29	71.8		76.4	67.9
13/1/2024	18:34	70.3		74.5	66.4
13/1/2024	18:39	63.6		68.2	59.3
13/1/2024	18:44	70.1	68.6	74.0	65.5
13/1/2024	18:49	68.3		73.0	64.1
13/1/2024	18:54	66.1		70.7	62.0
13/1/2024	18:59	69.8		74.0	65.4
		Mean	68.9		
		Maximum	76.8		
		Minimum	58.7		

Station: LFT_M5

Date	Start Time	Leq (5mins)	Leq (30mins)	L10 (5mins)	L90 (5mins)
14/1/2024	7:04	58.5		60.9	56.1
14/1/2024	7:09	60.5		62.7	58.5
14/1/2024	7:14	64.2	67.1	66.5	62.3
14/1/2024	7:19	70.8		72.8	68.8
14/1/2024	7:24	71.0		73.1	68.7
14/1/2024	7:29	62.1		64.5	59.9
14/1/2024	7:34	60.8		63.0	59.9
14/1/2024	7:39	66.2		68.2	64.4
14/1/2024	7:44	77.3	72.7	79.4	75.5
14/1/2024	7:49	75.9		77.8	73.5
14/1/2024	7:54	67.8		69.8	65.7
14/1/2024	7:59	69.2		71.4	66.8
14/1/2024	8:04	77.6		79.5	75.4
14/1/2024	8:09	75.8		77.9	73.9
14/1/2024	8:14	76.0	74.5	78.4	73.5
14/1/2024	8:19	69.9		72.3	67.3
14/1/2024	8:24	69.3		71.9	66.9
14/1/2024	8:29	71.5		74.0	69.2
14/1/2024	8:34	72.0		74.5	69.5
14/1/2024	8:39	77.1		79.3	74.7
14/1/2024	8:44	76.4	73.8	79.1	74.3
14/1/2024	8:49	72.2		74.5	70.0
14/1/2024	8:54	70.5		73.1	68.4
14/1/2024	8:59	65.9		68.4	63.7
14/1/2024	9:04	69.0		71.5	66.5
14/1/2024	9:09	64.5		66.8	61.9
14/1/2024	9:14	67.9	67.0	70.2	65.2
14/1/2024	9:19	69.1		71.8	66.6
14/1/2024	9:24	62.1		64.4	59.1
14/1/2024	9:29	65.1		67.9	62.2
14/1/2024	9:34	65.4		67.9	63.0
14/1/2024	9:39	65.6		68.4	63.0
14/1/2024	9:44	64.7	64.5	67.6	62.3
14/1/2024	9:49	60.9		63.6	58.2
14/1/2024	9:54	62.0		64.9	59.6
14/1/2024	9:59	65.8		68.2	63.5
14/1/2024	10:04	71.1		73.9	68.6
14/1/2024	10:09	74.8		77.1	72.4
14/1/2024	10:14	81.7	80.1	84.4	79.2
14/1/2024	10:19	85.6		88.6	82.6
14/1/2024	10:24	77.1		80.0	74.0
14/1/2024	10:29	68.5		71.4	65.9
14/1/2024	10:34	65.6		67.9	63.3
14/1/2024	10:39	64.9		67.2	62.0
14/1/2024	10:44	61.5	62.6	64.3	58.5
14/1/2024	10:49	61.2		64.1	58.4
14/1/2024	10:54	59.7		62.6	57.4
14/1/2024	10:59	58.3		61.6	55.5
14/1/2024	11:04	58.0		61.3	55.2
14/1/2024	11:09	61.2		64.6	58.4
14/1/2024	11:14	61.9	64.5	65.4	58.3
14/1/2024	11:19	61.3		64.8	58.3
14/1/2024	11:24	63.5		66.8	60.6
14/1/2024	11:29	70.0		73.3	66.9
14/1/2024	11:34	73.9		76.8	70.4
14/1/2024	11:39	73.1		75.9	70.2
14/1/2024	11:44	70.0	71.9	73.6	66.9
14/1/2024	11:49	69.6		72.5	66.3
14/1/2024	11:54	68.9		71.6	66.0
14/1/2024	11:59	73.3		76.0	70.5
14/1/2024	12:04	75.5		78.6	72.6
14/1/2024	12:09	73.9		76.9	71.1
14/1/2024	12:14	67.6	70.7	70.5	64.6
14/1/2024	12:19	62.9		65.6	60.1
14/1/2024	12:24	62.1		64.9	59.4
14/1/2024	12:29	62.8		65.8	59.8
14/1/2024	12:34	63.8		66.7	60.7
14/1/2024	12:39	66.5		69.6	63.6
14/1/2024	12:44	67.6	72.6	70.7	64.6
14/1/2024	12:49	75.0		78.0	72.2
14/1/2024	12:54	76.0		78.8	73.3
14/1/2024	12:59	73.9		76.7	71.2
14/1/2024	13:04	71.4		74.5	68.5
14/1/2024	13:09	71.4		74.7	68.5
14/1/2024	13:14	69.5	69.4	72.3	66.4
14/1/2024	13:19	66.0		69.3	62.8
14/1/2024	13:24	69.4		72.3	66.1
14/1/2024	13:29	65.4		68.5	62.2
14/1/2024	13:34	74.1		77.4	70.8
14/1/2024	13:39	65.2		68.5	62.4
14/1/2024	13:44	65.8	69.6	69.1	63.0
14/1/2024	13:49	68.4		71.4	65.4
14/1/2024	13:54	69.0		72.3	66.1
14/1/2024	13:59	68.3		71.4	65.6
14/1/2024	14:04	64.7		67.3	61.5
14/1/2024	14:09	69.5		72.4	66.3
14/1/2024	14:14	72.1	67.3	75.4	69.3
14/1/2024	14:19	63.1		66.3	60.2
14/1/2024	14:24	59.9		63.2	57.3
14/1/2024	14:29	61.3		64.3	58.6
14/1/2024	14:34	65.4		68.8	62.5
14/1/2024	14:39	68.9		72.0	65.6
14/1/2024	14:44	73.5	71.6	76.7	70.2
14/1/2024	14:49	75.1		77.8	71.7
14/1/2024	14:54	71.8		74.9	68.7
14/1/2024	14:59	67.9		71.7	64.3
14/1/2024	15:04	67.8		71.5	64.2
14/1/2024	15:09	69.4		73.3	65.2
14/1/2024	15:14	67.6	67.2	71.9	63.8
14/1/2024	15:19	66.3		70.4	62.3
14/1/2024	15:24	63.4		67.2	59.6
14/1/2024	15:29	66.3		69.9	62.7
14/1/2024	15:34	70.6		74.8	66.9
14/1/2024	15:39	72.3		76.3	68.6
14/1/2024	15:44	74.4	73.9	78.7	70.3
14/1/2024	15:49	73.9		78.2	69.8
14/1/2024	15:54	71.1		75.3	67.4
14/1/2024	15:59	77.2		81.1	73.1
14/1/2024	16:04	78.5		82.9	74.0
14/1/2024	16:09	74.8		79.2	70.7
14/1/2024	16:14	75.3	74.5	79.9	71.4
14/1/2024	16:19	73.5		78.0	69.2
14/1/2024	16:24	68.5		73.1	63.8
14/1/2024	16:29	64.5		68.4	60.4
14/1/2024	16:34	64.3		68.7	60.3
14/1/2024	16:39	63.8		68.4	59.3
14/1/2024	16:44	60.4	63.4	65.0	55.8
14/1/2024	16:49	60.4		64.3	56.1
14/1/2024	16:54	62.5		66.6	57.8
14/1/2024	16:59	66.1		70.8	61.5
14/1/2024	17:04	69.7		74.2	65.0
14/1/2024	17:09	72.9		76.9	68.6
14/1/2024	17:14	69.1	71.0	73.8	64.4
14/1/2024	17:19	65.4		69.9	61.3
14/1/2024	17:24	68.9		73.4	64.2
14/1/2024	17:29	74.2		78.4	69.9
14/1/2024	17:34	72.7		77.0	68.6
14/1/2024	17:39	67.8		71.8	63.3
14/1/2024	17:44	64.2	68.4	68.1	60.1
14/1/2024	17:49	66.6		70.9	62.3
14/1/2024	17:54	64.6		68.9	60.4
14/1/2024	17:59	68.2		72.2	64.2
14/1/2024	18:04	69.1		73.7	64.8
14/1/2024	18:09	70.3		74.6	66.1
14/1/2024	18:14	68.8	67.3	73.0	64.2
14/1/2024	18:19	64.4		68.9	60.2
14/1/2024	18:24	61.8		65.8	57.7
14/1/2024	18:29	62.0		66.4	58.1
14/1/2024	18:34	62.3		67.0	57.6
14/1/2024	18:39	63.2		67.7	58.6
14/1/2024	18:44	67.4	70.0	71.3	62.9
14/1/2024	18:49	72.1		76.1	67.4
14/1/2024	18:54	73.8		78.4	69.3
14/1/2024	18:59	70.1		74.4	65.4
		Mean	69.8		
		Maximum	80.1		
		Minimum	62.6		

Date	Start Time	Leq (5mins)	Leq (30mins)	L10 (5mins)	L90 (5mins)
15/1/2024	7:04	70.0		72.3	67.9
15/1/2024	7:09	79.1		81.1	77.0
15/1/2024	7:14	76.6	74.4	78.5	74.7
15/1/2024	7:19	68.9		70.7	66.6
15/1/2024	7:24	68.0		70.4	65.6
15/1/2024	7:29	72.2		74.0	70.3
15/1/2024	7:34	70.9		73.0	69.0
15/1/2024	7:39	67.0		69.0	64.6
15/1/2024	7:44	64.8	65.7	67.1	63.0
15/1/2024	7:49	60.3		62.2	58.1
15/1/2024	7:54	57.4		59.6	55.6
15/1/2024	7:59	57.2		59.2	55.3
15/1/2024	8:04	60.6		62.6	58.4
15/1/2024	8:09	65.2		67.0	62.9
15/1/2024	8:14	59.6	66.0	62.2	57.3
15/1/2024	8:19	57.4		60.0	54.8
15/1/2024	8:24	56.7		59.2	54.2
15/1/2024	8:29	72.5		75.2	70.4
15/1/2024	8:34	74.7		77.1	72.4
15/1/2024	8:39	71.0		73.3	68.7
15/1/2024	8:44	75.1	72.6	77.8	72.4
15/1/2024	8:49	72.4		74.6	69.7
15/1/2024	8:54	68.6		70.7	66.2
15/1/2024	8:59	70.3		72.9	67.8
15/1/2024	9:04	73.4		75.7	70.9
15/1/2024	9:09	78.3		81.2	75.8
15/1/2024	9:14	76.2	73.7	79.0	73.9
15/1/2024	9:19	69.2		71.9	66.5
15/1/2024	9:24	64.1		66.8	61.8
15/1/2024	9:29	59.7		62.7	56.9
15/1/2024	9:34	63.3		65.9	60.7
15/1/2024	9:39	68.7		71.2	65.7
15/1/2024	9:44	73.5	68.6	76.5	70.8
15/1/2024	9:49	68.5		71.0	66.0
15/1/2024	9:54	63.1		65.4	60.8
15/1/2024	9:59	63.9		66.6	61.4
15/1/2024	10:04	68.0		70.7	65.0
15/1/2024	10:09	73.8		76.4	70.9
15/1/2024	10:14	74.9	71.2	77.6	72.4
15/1/2024	10:19	71.7		74.8	69.1
15/1/2024	10:24	61.0		64.0	58.5
15/1/2024	10:29	62.4		65.0	59.6
15/1/2024	10:34	62.4		64.8	59.4
15/1/2024	10:39	66.0		68.6	63.4
15/1/2024	10:44	71.4	77.5	73.9	68.9
15/1/2024	10:49	77.0		79.5	74.7
15/1/2024	10:54	83.7		86.6	80.7
15/1/2024	10:59	74.7		77.8	71.6
15/1/2024	11:04	67.4		70.1	64.1
15/1/2024	11:09	68.7		71.7	66.0
15/1/2024	11:14	72.9	70.2	75.9	69.6
15/1/2024	11:19	72.4		75.5	69.1
15/1/2024	11:24	69.3		72.2	65.9
15/1/2024	11:29	66.6		70.1	63.9
15/1/2024	11:34	65.5		69.0	62.0
15/1/2024	11:39	67.0		69.7	63.6
15/1/2024	11:44	72.6	72.1	76.2	69.8
15/1/2024	11:49	75.9		78.9	72.7
15/1/2024	11:54	72.5		75.5	68.9
15/1/2024	11:59	71.3		74.2	68.6
15/1/2024	12:04	77.4		80.3	74.6
15/1/2024	12:09	83.4		86.4	80.6
15/1/2024	12:14	75.5	78.2	78.2	72.6
15/1/2024	12:19	77.2		79.9	74.5
15/1/2024	12:24	74.4		77.1	71.4
15/1/2024	12:29	69.2		72.0	66.5
15/1/2024	12:34	64.0		66.9	61.2
15/1/2024	12:39	60.9		63.9	57.9
15/1/2024	12:44	59.8	61.0	62.8	56.8
15/1/2024	12:49	59.1		61.8	56.0
15/1/2024	12:54	59.2		62.2	56.1
15/1/2024	12:59	60.4		63.1	57.4
15/1/2024	13:04	62.8		66.0	59.5
15/1/2024	13:09	63.0		66.0	60.2
15/1/2024	13:14	61.3		64.5	58.4
15/1/2024	13:19	61.5		64.4	58.6
15/1/2024	13:24	60.8		63.7	57.8
15/1/2024	13:38	61.8		65.1	58.5
15/1/2024	13:43	62.7		65.7	59.6
15/1/2024	13:48	63.2		66.4	59.9
15/1/2024	13:53	62.8		65.8	59.8
15/1/2024	13:58	65.8		68.9	63.1
15/1/2024	14:03	68.6		71.5	65.5
15/1/2024	14:08	63.9		67.1	60.7
15/1/2024	14:13	61.1	64.7	64.4	58.2
15/1/2024	14:18	60.6		63.3	57.8
15/1/2024	14:23	61.1		64.3	58.0
15/1/2024	14:28	66.1		69.1	62.7
15/1/2024	14:33	62.9		66.0	60.0
15/1/2024	14:38	63.6		66.8	60.9
15/1/2024	14:43	62.0	69.8	65.1	59.0
15/1/2024	14:48	72.9		75.8	70.1
15/1/2024	14:53	73.9		76.8	70.7
15/1/2024	14:58	68.6		71.3	66.0
15/1/2024	15:03	68.0		70.6	64.7
15/1/2024	15:08	69.9		72.5	66.7
15/1/2024	15:13	70.9	74.0	73.7	67.7
15/1/2024	15:18	74.1		77.1	70.8
15/1/2024	15:23	78.3		82.6	74.5
15/1/2024	15:28	75.0		78.8	71.3
15/1/2024	15:33	73.3		77.2	69.1
15/1/2024	15:38	71.0		74.7	67.1
15/1/2024	15:43	69.8	71.2	73.9	65.7
15/1/2024	15:48	68.8		72.9	64.6
15/1/2024	15:53	68.5		72.4	64.7
15/1/2024	15:58	73.2		77.1	69.1
15/1/2024	16:03	75.4		79.6	71.1
15/1/2024	16:08	78.2		82.4	74.2
15/1/2024	16:13	79.1	77.5	82.8	75.5
15/1/2024	16:18	73.0		77.0	69.3
15/1/2024	16:23	80.7		84.8	76.8
15/1/2024	16:28	73.0		77.3	68.7
15/1/2024	16:33	76.7		80.7	72.6
15/1/2024	16:38	79.6		84.1	75.2
15/1/2024	16:43	69.5	76.4	73.7	65.5
15/1/2024	16:48	76.3		80.6	72.2
15/1/2024	16:53	77.6		82.1	72.9
15/1/2024	16:58	72.1		76.3	67.5
15/1/2024	17:03	76.8		81.5	72.2
15/1/2024	17:08	76.2		80.4	71.5
15/1/2024	17:13	81.7	76.5	85.7	77.3
15/1/2024	17:18	73.7		78.3	69.2
15/1/2024	17:23	66.3		70.3	61.8
15/1/2024	17:28	62.7		66.8	58.4
15/1/2024	17:33	60.9		65.4	56.5
15/1/2024	17:38	75.5	75.7	79.5	70.9
15/1/2024	17:43	82.0		85.9	78.0
15/1/2024	17:48	73.7		77.7	69.5
15/1/2024	17:53	68.0		72.1	63.5
15/1/2024	17:58	63.7		68.1	59.0
15/1/2024	18:03	64.8		69.3	60.1
15/1/2024	18:08	71.1		75.5	67.2
15/1/2024	18:13	70.8	71.8	74.7	66.6
15/1/2024	18:18	73.2		77.9	68.9
15/1/2024	18:23	74.4		78.5	70.1
15/1/2024	18:28	71.7		75.9	67.5
15/1/2024	18:33	71.1		75.2	66.7
15/1/2024	18:38	67.4		71.3	63.0
15/1/2024	18:43	63.8	66.6	67.7	59.9
15/1/2024	18:48	63.6		68.3	59.0
15/1/2024	18:53	63.7		68.3	59.1
15/1/2024	18:58	63.5		67.8	58.9
		Mean	71.6		
		Maximum	78.2		
		Minimum	61.0		

Date	Start Time	Leq (5mins)	Leq (30mins)	L10 (5mins)	L90 (5mins)
16/1/2024	7:03	66.2		68.2	64.5
16/1/2024	7:08	66.5		68.1	64.7
16/1/2024	7:13	70.1	75.3	72.1	68.3
16/1/2024	7:18	74.8		76.6	72.8
16/1/2024	7:23	81.6		83.5	80.0
16/1/2024	7:28	71.1		73.2	69.3
16/1/2024	7:33	71.1		73.5	69.2
16/1/2024	7:38	77.9		80.0	75.8
16/1/2024	7:43	75.7	77.2	77.5	73.9
16/1/2024	7:48	75.1		77.3	73.2
16/1/2024	7:53	81.5		83.9	79.2
16/1/2024	7:58	75.2		77.3	73.3
16/1/2024	8:03	70.4		72.5	68.1
16/1/2024	8:08	66.9		69.0	64.9
16/1/2024	8:13	69.3	76.3	71.3	67.2
16/1/2024	8:18	76.9		79.0	74.5
16/1/2024	8:23	76.9		78.9	75.1
16/1/2024	8:28	81.4		83.8	79.5
16/1/2024	8:33	81.3		83.5	79.5
16/1/2024	8:38	77.1		79.3	74.4
16/1/2024	8:43	75.0	76.1	77.7	72.5
16/1/2024	8:48	70.3		72.5	67.7
16/1/2024	8:53	69.6		72.0	67.3
16/1/2024	8:58	68.6		70.7	66.3
16/1/2024	9:03	70.4		73.1	67.9
16/1/2024	9:08	75.6		77.7	73.3
16/1/2024	9:13	84.3	80.3	87.0	81.6
16/1/2024	9:18	84.1		86.3	82.0
16/1/2024	9:23	77.5		79.9	75.2
16/1/2024	9:28	72.7		75.8	70.0
16/1/2024	9:33	69.2		72.1	66.2
16/1/2024	9:38	68.8		71.7	65.9
16/1/2024	9:43	66.3	74.3	68.8	63.7
16/1/2024	9:48	67.3		69.8	64.8
16/1/2024	9:53	73.1		75.8	70.1
16/1/2024	9:58	80.7		83.6	77.9
16/1/2024	10:03	77.7		80.6	75.0
16/1/2024	10:08	70.9		73.2	68.6
16/1/2024	10:13	65.3	71.7	68.0	62.9
16/1/2024	10:18	66.6		69.3	63.7
16/1/2024	10:23	65.8		68.3	63.5
16/1/2024	10:28	68.8		71.5	66.2
16/1/2024	10:33	75.3		77.8	72.9
16/1/2024	10:38	72.9		75.8	70.2
16/1/2024	10:43	65.3	70.5	68.2	62.2
16/1/2024	10:48	65.7		68.2	63.0
16/1/2024	10:53	66.2		68.7	63.8
16/1/2024	10:58	65.1		68.2	62.8
16/1/2024	11:03	64.6		67.7	62.1
16/1/2024	11:08	65.0		67.4	62.4
16/1/2024	11:13	72.8	72.6	75.9	70.0
16/1/2024	11:18	74.4		77.1	71.5
16/1/2024	11:23	70.9		73.6	68.0
16/1/2024	11:28	76.4		79.8	73.5
16/1/2024	11:33	72.8		76.2	69.2
16/1/2024	11:38	70.8		73.6	68.0
16/1/2024	11:43	68.8	69.4	71.7	65.4
16/1/2024	11:48	64.5		67.6	61.0
16/1/2024	11:53	65.8		69.2	63.0
16/1/2024	11:58	68.2		71.5	64.7
16/1/2024	12:03	71.0		74.0	68.1
16/1/2024	12:08	76.1		79.0	73.0
16/1/2024	12:13	84.4	78.9	87.7	81.3
16/1/2024	12:18	80.1		83.7	77.4
16/1/2024	12:23	72.2		75.2	69.2
16/1/2024	12:28	72.4		75.5	69.7
16/1/2024	12:33	77.8		80.6	74.9
16/1/2024	12:38	77.8		80.9	74.8
16/1/2024	12:43	79.7	76.4	82.5	76.6
16/1/2024	12:48	74.8		77.5	72.1
16/1/2024	12:53	70.3		73.3	67.4
16/1/2024	12:58	69.4		72.2	66.6
16/1/2024	13:03	75.9		78.9	73.0
16/1/2024	13:08	69.9		72.6	67.1
16/1/2024	13:13	64.3	69.8	67.3	61.3
16/1/2024	13:18	61.5		64.3	58.8
16/1/2024	13:23	61.9		64.6	59.0
16/1/2024	13:28	64.2		66.9	61.1
16/1/2024	13:33	69.6		72.8	66.8
16/1/2024	13:38	77.9		81.2	75.2
16/1/2024	13:43	84.4	78.5	87.1	81.1
16/1/2024	13:48	77.4		80.1	74.6
16/1/2024	13:53	71.2		74.1	68.5
16/1/2024	13:58	67.1		70.0	64.0
16/1/2024	14:03	68.8		71.6	65.7
16/1/2024	14:08	67.1		70.0	64.3
16/1/2024	14:13	65.7	66.4	69.0	63.0
16/1/2024	14:18	65.6		68.8	62.6
16/1/2024	14:23	64.8		67.9	61.5
16/1/2024	14:28	65.2		68.3	62.2
16/1/2024	14:33	63.7		66.7	61.1
16/1/2024	14:38	60.0		62.9	57.3
16/1/2024	14:43	66.5	62.4	69.8	63.2
16/1/2024	14:48	62.2		64.9	59.0
16/1/2024	14:53	57.6		60.5	54.5
16/1/2024	14:58	56.0		58.9	53.4
16/1/2024	15:03	59.9		62.9	57.3
16/1/2024	15:08	61.5		64.2	58.5
16/1/2024	15:13	57.6	58.1	60.4	54.7
16/1/2024	15:18	56.4		59.3	53.5
16/1/2024	15:23	54.1		57.9	50.5
16/1/2024	15:28	52.9		56.7	48.7
16/1/2024	15:33	53.3		57.1	49.6
16/1/2024	15:38	56.6		60.2	52.3
16/1/2024	15:43	57.5	62.3	61.2	53.4
16/1/2024	15:48	60.3		64.6	56.3
16/1/2024	15:53	62.9		67.2	58.9
16/1/2024	15:58	67.8		72.1	63.8
16/1/2024	16:03	74.6		78.5	70.4
16/1/2024	16:08	73.8		78.0	69.5
16/1/2024	16:13	76.5	74.9	80.4	72.5
16/1/2024	16:18	74.2		78.2	70.2
16/1/2024	16:23	74.5		78.9	70.3
16/1/2024	16:28	75.3		79.7	71.0
16/1/2024	16:33	75.1		79.6	71.0
16/1/2024	16:38	65.8		70.4	61.5
16/1/2024	16:43	70.8	75.3	75.5	66.1
16/1/2024	16:48	79.9		84.4	75.8
16/1/2024	16:53	76.9		81.4	72.6
16/1/2024	16:58	69.8		74.1	65.4
16/1/2024	17:03	64.9		68.8	60.2
16/1/2024	17:08	65.2		69.8	60.9
16/1/2024	17:13	69.3	73.0	73.3	65.1
16/1/2024	17:18	76.9		81.2	72.3
16/1/2024	17:23	77.1		81.4	72.5
16/1/2024	17:28	67.5		71.9	63.4
16/1/2024	17:33	66.6		70.9	62.7
16/1/2024	17:38	71.4		75.4	66.9
16/1/2024	17:43	81.7	76.8	85.7	77.6
16/1/2024	17:48	80.0		84.5	76.1
16/1/2024	17:53	71.5		76.2	66.9
16/1/2024	17:58	65.4		69.5	61.4
16/1/2024	18:03	62.9		67.2	59.0
16/1/2024	18:08	59.3		63.9	55.4
16/1/2024	18:13	55.8	58.5	60.3	51.1
16/1/2024	18:18	54.6		58.5	50.1
16/1/2024	18:23	55.7		59.6	51.6
16/1/2024	18:28	56.3		60.2	52.4
16/1/2024	18:33	56.6		61.2	52.7
16/1/2024	18:38	56.6		60.6	51.9
16/1/2024

Station: LFT_M5

Date	Start Time	Leq (5mins)	Leq (30mins)	L10 (5mins)	L90 (5mins)
17/1/2024	7:03	79.9		81.6	78.3
17/1/2024	7:08	74.5		76.1	72.9
17/1/2024	7:13	79.4	76.3	81.4	77.8
17/1/2024	7:18	75.3		76.8	73.4
17/1/2024	7:23	67.5		69.5	65.5
17/1/2024	7:28	65.0		66.9	62.6
17/1/2024	7:33	67.3		69.2	65.0
17/1/2024	7:38	70.7		73.0	68.9
17/1/2024	7:43	68.5	68.5	70.3	66.4
17/1/2024	7:48	68.5		70.8	66.6
17/1/2024	7:53	67.5		69.4	65.2
17/1/2024	7:58	67.5		69.3	65.4
17/1/2024	8:03	64.6		66.4	62.5
17/1/2024	8:08	69.3		71.6	66.9
17/1/2024	8:13	68.3	72.5	70.7	66.5
17/1/2024	8:18	72.0		74.0	69.9
17/1/2024	8:23	71.8		74.2	70.0
17/1/2024	8:28	77.6		79.6	75.3
17/1/2024	8:33	94.4		96.2	92.0
17/1/2024	8:38	90.0		92.2	87.6
17/1/2024	8:43	76.4	88.0	78.6	73.8
17/1/2024	8:48	69.2		71.3	66.7
17/1/2024	8:53	69.7		71.8	67.4
17/1/2024	8:58	71.4		73.5	69.3
17/1/2024	9:03	75.0		77.7	72.9
17/1/2024	9:08	75.5		78.1	73.3
17/1/2024	9:13	77.0	76.1	79.7	74.5
17/1/2024	9:18	79.0		81.6	76.8
17/1/2024	9:23	74.4		76.8	71.9
17/1/2024	9:28	73.0		75.5	70.4
17/1/2024	9:33	72.2		75.3	69.2
17/1/2024	9:38	73.0		75.9	70.4
17/1/2024	9:43	74.1	72.1	76.9	71.7
17/1/2024	9:48	71.1		74.0	68.5
17/1/2024	9:53	70.5		73.0	68.0
17/1/2024	9:58	70.8		73.3	67.7
17/1/2024	10:03	68.9		71.7	65.8
17/1/2024	10:08	71.6		74.6	69.0
17/1/2024	10:13	70.7	69.8	73.3	68.2
17/1/2024	10:18	69.8		72.7	67.0
17/1/2024	10:23	68.2		71.2	65.4
17/1/2024	10:28	68.5		70.9	65.6
17/1/2024	10:33	69.2		72.3	66.6
17/1/2024	10:38	66.8		69.3	64.5
17/1/2024	10:43	66.4		68.8	63.9
17/1/2024	10:50	76.0		78.8	73.1
17/1/2024	10:55	73.9		77.0	71.2
17/1/2024	11:00	69.3		72.1	66.5
17/1/2024	11:05	67.5		70.5	64.8
17/1/2024	11:10	69.7	77.7	72.4	67.0
17/1/2024	11:15	75.3		78.1	72.5
17/1/2024	11:20	78.6		81.6	75.8
17/1/2024	11:25	83.5		86.6	80.6
17/1/2024	11:30	80.4		83.3	77.5
17/1/2024	11:35	69.4		72.3	66.7
17/1/2024	11:40	71.4	73.5	74.4	68.5
17/1/2024	11:45	51.5		54.3	48.8
17/1/2024	11:50	51.0		54.3	47.9
17/1/2024	11:55	50.7		53.5	47.7
17/1/2024	12:00	50.8		53.8	47.8
17/1/2024	12:05	50.5		53.6	47.6
17/1/2024	12:10	50.2	51.2	53.3	47.2
17/1/2024	12:15	50.7		53.7	47.5
17/1/2024	12:20	51.3		54.0	48.5
17/1/2024	12:25	53.0		56.3	50.3
17/1/2024	12:30	54.8		57.8	51.8
17/1/2024	12:35	58.4		61.1	55.5
17/1/2024	12:40	61.0	66.4	64.0	58.3
17/1/2024	12:45	63.5		66.3	60.8
17/1/2024	12:50	67.4		70.5	64.8
17/1/2024	12:55	72.1		75.5	68.7
17/1/2024	13:00	79.4		82.3	76.8
17/1/2024	13:05	72.5		75.7	69.7
17/1/2024	13:10	67.6	72.7	70.9	64.7
17/1/2024	13:15	62.3		65.6	59.5
17/1/2024	13:20	57.4		60.4	54.3
17/1/2024	13:25	54.9		58.0	51.9
17/1/2024	13:30	54.5		57.9	51.9
17/1/2024	13:35	53.4		56.5	50.5
17/1/2024	13:40	52.3	55.2	55.0	49.5
17/1/2024	13:45	54.2		57.5	51.1
17/1/2024	13:50	57.2		61.1	53.0
17/1/2024	13:55	57.2		61.2	53.0
17/1/2024	14:00	62.6		66.5	58.7
17/1/2024	14:05	68.6		72.9	64.3
17/1/2024	14:10	69.3	70.0	73.2	65.6
17/1/2024	14:15	66.7		70.3	62.5
17/1/2024	14:20	70.4		74.3	66.5
17/1/2024	14:25	74.4		78.6	70.5
17/1/2024	14:30	60.9		65.0	56.9
17/1/2024	14:35	59.7		63.8	55.7
17/1/2024	14:40	62.7	59.6	66.7	58.8
17/1/2024	14:45	57.6		61.3	53.6
17/1/2024	14:50	56.1		60.4	51.4
17/1/2024	14:55	56.3		60.8	52.4
17/1/2024	15:00	57.4		61.3	53.0
17/1/2024	15:05	61.3		65.5	57.3
17/1/2024	15:10	58.4	60.8	62.6	54.4
17/1/2024	15:15	57.9		62.0	53.4
17/1/2024	15:20	59.6		64.2	55.6
17/1/2024	15:25	64.9		69.5	60.9
17/1/2024	15:30	71.5		75.7	67.4
17/1/2024	15:35	72.7		76.9	68.4
17/1/2024	15:40	68.4	70.7	72.9	64.2
17/1/2024	15:45	69.8		73.8	65.8
17/1/2024	15:50	71.2		75.8	67.2
17/1/2024	15:55	69.1		73.3	64.8
17/1/2024	16:00	69.8		74.5	65.6
17/1/2024	16:05	73.3		77.6	69.0
17/1/2024	16:10	71.5	69.8	76.1	66.8
17/1/2024	16:15	66.7		71.0	62.3
17/1/2024	16:20	65.5		69.7	61.3
17/1/2024	16:25	65.7		69.7	61.8
17/1/2024	16:30	66.3		70.3	61.8
17/1/2024	16:35	64.8		68.8	60.9
17/1/2024	16:40	60.1	62.1	64.1	56.1
17/1/2024	16:45	57.7		61.8	53.1
17/1/2024	16:50	57.3		61.3	53.1
17/1/2024	16:55	54.5		58.4	50.3
17/1/2024	17:00	54.8		58.7	50.7
17/1/2024	17:05	56.4		60.5	52.3
17/1/2024	17:10	59.3	64.9	63.2	55.1
17/1/2024	17:15	61.8		66.5	57.4
17/1/2024	17:20	65.2		69.8	61.0
17/1/2024	17:25	70.9		75.1	66.9
17/1/2024	17:30	75.1		79.2	70.7
17/1/2024	17:35	74.6		78.6	70.7
17/1/2024	17:40	71.3	72.0	75.6	66.6
17/1/2024	17:45	68.2		72.2	63.7
17/1/2024	17:50	66.4		70.6	61.9
17/1/2024	17:55	70.5		74.6	66.6
17/1/2024	18:00	78.4		83.1	74.4
17/1/2024	18:05	73.1		77.4	68.5
17/1/2024	18:10	68.1	73.9	72.8	64.2
17/1/2024	18:15	71.9		76.2	67.5
17/1/2024	18:20	73.9		78.3	69.8
17/1/2024	18:25	70.1		74.4	66.2
17/1/2024	18:30	65.0		69.2	60.8
17/1/2024	18:35	63.0		66.7	59.0
17/1/2024	18:40	65.4	69.5	69.7	61.2
17/1/2024	18:45	69.9		73.9	66.4
17/1/2024	18:50	68.4		72.2	64.3
17/1/2024	18:55	74.4		78.7	70.5
		Mean	69.3		
		Maximum	88.0		
		Minimum	51.2		

Date	Start Time	Leq (5mins)	Leq (30mins)	L10 (5mins)	L90 (5mins)
18/1/2024	7:00	56.7		58.8	54.7
18/1/2024	7:05	59.6		62.2	57.5
18/1/2024	7:10	64.7	67.3	67.2	62.3
18/1/2024	7:15	71.9		74.3	69.8
18/1/2024	7:20	70.1		72.5	67.4
18/1/2024	7:25	63.1		65.5	60.5
18/1/2024	7:30	65.1		67.7	62.7
18/1/2024	7:35	73.1		75.8	70.5
18/1/2024	7:40	78.1	72.6	80.4	75.6
18/1/2024	7:45	72.1		74.3	69.9
18/1/2024	7:50	66.1		68.8	64.0
18/1/2024	7:55	61.4		63.7	59.1
18/1/2024	8:00	58.9		61.8	56.6
18/1/2024	8:05	57.4		60.5	54.6
18/1/2024	8:10	57.0	56.7	59.5	54.1
18/1/2024	8:15	55.5		58.2	52.6
18/1/2024	8:20	55.0		58.0	52.6
18/1/2024	8:25	55.0		57.7	52.0
18/1/2024	8:30	54.9		57.2	52.0
18/1/2024	8:35	56.3		58.6	53.4
18/1/2024	8:40	57.5	62.9	60.4	54.9
18/1/2024	8:45	62.1		64.9	59.0
18/1/2024	8:50	63.6		66.4	60.5
18/1/2024	8:55	68.1		70.9	65.1
18/1/2024	9:00	76.8		79.2	73.9
18/1/2024	9:05	83.2		85.5	80.7
18/1/2024	9:10	76.3	77.1	78.9	73.7
18/1/2024	9:15	69.5		72.3	67.2
18/1/2024	9:20	64.1		67.0	61.2
18/1/2024	9:25	59.9		62.5	57.6
18/1/2024	9:30	59.0		61.9	55.9
18/1/2024	9:35	59.0	58.8	61.3	56.6
18/1/2024	9:40	61.7		64.3	59.0
18/1/2024	9:45	59.3		62.2	56.8
18/1/2024	9:50	55.9		59.5	52.4
18/1/2024	9:55	54.2		56.9	50.9
18/1/2024	10:00	54.6		58.2	51.9
18/1/2024	10:05	55.8		59.4	52.7
18/1/2024	10:10	58.0	63.0	61.0	54.8
18/1/2024	10:15	61.7		64.8	58.1
18/1/2024	10:20	64.5		67.2	61.3
18/1/2024	10:25	68.0		71.2	64.5
18/1/2024	10:30	74.7		77.4	71.2
18/1/2024	10:35	74.1		77.5	70.5
18/1/2024	10:40	66.4	70.1	69.5	63.1
18/1/2024	10:45	60.2		63.4	57.1
18/1/2024	10:50	57.1		60.0	54.4
18/1/2024	10:55	56.1		59.1	53.0
18/1/2024	11:00	55.9		58.9	52.8
18/1/2024	11:05	53.7		56.4	50.8
18/1/2024	11:10	52.1	52.6	55.1	49.0
18/1/2024	11:15	50.3		53.3	47.5
18/1/2024	11:20	47.7		50.5	44.8
18/1/2024	11:25	51.5		54.3	48.6
18/1/2024	11:30	49.3		52.0	46.5
18/1/2024	11:35	49.3		52.2	46.4
18/1/2024	11:40	50.5	51.9	53.5	47.8
18/1/2024	11:45	52.5		55.5	49.6
18/1/2024	11:50	53.3		56.1	50.5
18/1/2024	11:55	54.3		57.5	51.1
18/1/2024	12:00	55.6		58.7	52.3
18/1/2024	12:05	58.3		61.0	55.0
18/1/2024	12:10	61.8	71.8	65.1	58.5
18/1/2024	12:15	68.6		71.9	65.6
18/1/2024	12:20	74.8		77.9	71.8
18/1/2024	12:25	77.1		80.0	74.2
18/1/2024	12:30	77.9		81.0	75.1
18/1/2024	12:35	75.3		78.6	72.5
18/1/2024	12:40	70.4	72.9	73.4	67.3
18/1/2024	12:45	67.7		71.0	64.6
18/1/2024	12:50	63.8		67.2	61.2
18/1/2024	12:55	64.2		66.8	61.6
18/1/2024	13:00	64.0		67.3	61.3
18/1/2024	13:05	60.3		63.7	57.5
18/1/2024	13:10	58.5	61.5	61.5	55.5
18/1/2024	13:15	59.9		63.1	57.1
18/1/2024	13:20	62.4		65.7	59.7
18/1/2024	13:25	61.5		64.8	58.4
18/1/2024	13:30	61.2		64.1	57.8
18/1/2024	13:35	63.1		66.4	59.7
18/1/2024	13:40	64.6	69.1	67.6	61.6
18/1/2024	13:45	67.5		70.3	64.3
18/1/2024	13:50	70.7		74.4	66.8
18/1/2024	13:55	74.0		77.7	70.1
18/1/2024	14:00	76.0		80.0	72.4
18/1/2024	14:05	77.3		81.5	73.1
18/1/2024	14:10	77.2	74.7	81.1	73.6
18/1/2024	14:15	72.7		76.6	68.6
18/1/2024	14:20	69.8		73.5	65.9
18/1/2024	14:25	66.4		70.6	62.8
18/1/2024	14:30	64.5		68.8	60.2
18/1/2024	14:35	64.4		68.2	60.3
18/1/2024	14:40	65.0	64.5	69.2	61.4
18/1/2024	14:45	65.2		68.8	60.9
18/1/2024	14:50	63.9		68.4	59.9
18/1/2024	14:55	63.5		67.8	59.2
18/1/2024	15:00	63.4		68.0	59.4
18/1/2024	15:05	64.5		69.0	60.1
18/1/2024	15:10	63.8	64.3	68.1	59.7
18/1/2024	15:15	64.3		68.6	59.7
18/1/2024	15:20	64.9		69.1	61.0
18/1/2024	15:25	65.0		69.3	61.0
18/1/2024	15:30	65.2		69.7	61.3
18/1/2024	15:35	64.7		68.8	60.6
18/1/2024	15:40	63.1	63.6	67.4	58.9
18/1/2024	15:45	63.3		67.9	58.8
18/1/2024	15:50	62.4		67.0	58.2
18/1/2024	15:55	61.7		65.9	57.1
18/1/2024	16:00	62.0		66.7	57.9
18/1/2024	16:05	64.6		69.3	60.7
18/1/2024	16:10	66.9	65.7	71.1	62.8
18/1/2024	16:15	68.2		72.1	63.6
18/1/2024	16:20	66.3		70.9	62.1
18/1/2024	16:25	63.2		67.5	59.1
18/1/2024	16:30	63.3		67.4	59.0
18/1/2024	16:35	65.1	64.1	69.8	60.9
18/1/2024	16:40	64.5		68.6	59.8
18/1/2024	16:45	63.1		67.2	58.7
18/1/2024	16:50	62.7		66.7	58.0
18/1/2024	16:55	65.2		69.4	60.5
18/1/2024	17:00	74.8		79.3	70.2
18/1/2024	17:05	76.0		80.1	71.9
18/1/2024	17:10	70.1	73.3	74.3	65.6
18/1/2024	17:15	73.6		77.8	69.3
18/1/2024	17:20	71.8		76.4	67.4
18/1/2024	17:25	70.3		74.2	65.7
18/1/2024	17:30	74.6		79.3	70.1
18/1/2024	17:35	71.4	73.6	75.4	67.0
18/1/2024	17:40	72.7		76.8	68.0
18/1/2024	17:45	76.4		81.0	72.3
18/1/2024	17:50	74.3		78.7	69.8
18/1/2024	17:55	67.8		72.3	63.7
18/1/2024	18:00	68.5		72.5	63.9
18/1/2024	18:05	70.0		74.1	65.9
18/1/2024	18:10	69.6	76.4	73.5	65.2
18/1/2024	18:15	77.3		81.3	72.9
18/1/2024	18:20	82.1		86.4	77.5
18/1/2024	18:25	73.2		77.8	68.6
18/1/2024	18:30	73.4		77.3	69.0
18/1/2024	18:35	75.8		79.9	71.6
18/1/2024	18:40	79.6	80.0	83.8	75.9
18/1/2024	18:45	84.2		87.9	80.0
18/1/2024	18:50	82.4		86.5	78.7
18/1/2024	18:55	72.2		75.8	68.1
		Mean	67.0		
		Maximum	80.0		
		Minimum	51.9		

Date	Start Time	Leq (5mins)	Leq (30mins)	L10 (5mins)	L90 (5mins)
19/1/2024	7:00	73.5		75.3	71.4
19/1/2024	7:05	77.8		80.5	75.2
19/1/2024	7:10	74.5	73.5	76.9	72.1
19/1/2024	7:15	70.1		72.2	67.5
19/1/2024	7:20	68.3		70.4	65.6
19/1/2024	7:25	67.9		70.3	65.5
19/1/2024	7:30	66.2		68.3	64.1
19/1/2024	7:35	65.9		68.2	63.4
19/1/2024	7:40	65.5	65.5	67.6	63.2
19/1/2024	7:45	64.8		67.1	62.2
19/1/2024	7:50	64.0		66.5	61.5
19/1/2024	7:55	66.4		68.7	64.0
19/1/2024	8:00	68.1		70.7	65.6
19/1/2024	8:05	62.2		64.5	59.8
19/1/2024	8:10	64.4	64.6	67.5	61.9
19/1/2024	8:15	64.2		67.2	61.3
19/1/2024	8:20	63.1		66.1	60.1
19/1/2024	8:25	62.0		64.6	59.2
19/1/2024	8:30	61.9		65.0	59.1
19/1/2024	8:35	61.1		64.2	58.6
19/1/2024	8:40	61.8	65.2	64.1	59.3
19/1/2024	8:45	64.7		67.4	62.3
19/1/2024	8:50	67.9		70.2	65.2
19/1/2024	8:55	68.1		71.1	65.4
19/1/2024	9:00	64.8		67.1	62.5
19/1/2024	9:05	64.6		66.9	62.3
19/1/2024	9:10	66.9	72.5	69.3	64.5
19/1/2024	9:15	75.4		77.9	72.8
19/1/2024	9:20	75.5		77.8	72.9
19/1/2024	9:25	74.2		76.6	71.8
19/1/2024	9:30	69.8		72.7	67.3
19/1/2024	9:35	65.6		68.5	62.9
19/1/2024	9:40	65.9	74.1	69.0	63.5
19/1/2024	9:45	68.8		71.8	65.8
19/1/2024	9:50	76.5		80.1	73.7
19/1/2024	9:55	79.3		82.7	75.9
19/1/2024	10:00	73.6		75.6	70.9
19/1/2024	10:05	77.9		80.7	75.1
19/1/2024	10:10	82.2	79.6	84.9	79.1
19/1/2024	10:15	83.7		86.4	80.8
19/1/2024	10:20	77.3		80.0	74.6
19/1/2024	10:25	71.9		75.1	68.5
19/1/2024	10:30	62.1		65.6	59.0
19/1/2024	10:35	60.7		63.7	57.7
19/1/2024	10:40	58.8	61.0	61.5	56.1
19/1/2024	10:45	58.3		61.9	55.5
19/1/2024	10:50	61.6		64.6	58.8
19/1/2024	10:55	63.0		65.8	60.0
19/1/2024	11:00	64.9		67.8	61.8
19/1/2024	11:05	69.6		72.3	66.6
19/1/2024	11:10	72.8	68.9	75.8	70.1
19/1/2024	11:15	70.2		73.1	67.3
19/1/2024	11:20	65.8		68.8	63.0
19/1/2024	11:25	61.7		64.6	58.9
19/1/2024	11:30	62.4		65.1	59.4
19/1/2024	11:35	62.5		65.2	59.8
19/1/2024	11:40	66.7	70.6	69.5	63.9
19/1/2024	11:45	71.6		74.6	68.6
19/1/2024	11:50	74.4		77.5	71.1
19/1/2024	11:55	72.6		75.3	69.5
19/1/2024	12:00	70.5		73.5	67.7
19/1/2024	12:05	68.5		71.8	65.6
19/1/2024	12:10	68.6	71.2	71.6	65.6
19/1/2024	12:15	72.5		75.2	69.4
19/1/2024	12:20	73.4		76.6	70.1
19/1/2024	12:25	71.3		74.6	68.0
19/1/2024	12:30	68.9		72.1	65.8
19/1/2024	12:35	68.1		71.4	64.9
19/1/2024	12:40	68.8	73.1	72.1	66.1
19/1/2024	12:45	71.6		74.5	68.7
19/1/2024	12:50	76.8		79.6	73.9
19/1/2024	12:55	75.8		78.5	72.6
19/1/2024	13:00	73.2		76.3	70.4
19/1/2024	13:05	72.1		74.8	69.4
19/1/2024	13:10	74.5	71.2	77.6	71.3
19/1/2024	13:15	68.5		71.3	65.8
19/1/2024	13:20	66.1		68.8	63.4
19/1/2024	13:25	64.5		67.7	61.2
19/1/2024	13:30	65.9		68.6	62.5
19/1/2024	13:38	72.0		74.9	69.0
19/1/2024	13:43	78.0	77.3	80.7	74.9
19/1/2024	13:48	81.6		84.9	78.4
19/1/2024	13:53	78.9		81.6	76.1
19/1/2024	13:58	73.4		76.0	70.3
19/1/2024	14:03	70.8		73.6	67.9
19/1/2024	14:08	72.4		75.1	69.4
19/1/2024	14:13	75.7	73.0	79.4	71.4
19/1/2024	14:18	75.2		79.3	71.0
19/1/2024	14:23	71.0		74.8	66.8
19/1/2024	14:28	68.6		72.8	64.7
19/1/2024	14:33	68.2		72.4	63.9
19/1/2024	14:38	70.1		74.4	65.9
19/1/2024	14:43	73.8	74.1	77.7	69.8
19/1/2024	14:48	78.6		82.7	74.9
19/1/2024	14:53	74.9		79.0	71.2
19/1/2024	14:58	69.3		73.5	65.2
19/1/2024	15:03	67.9		71.7	64.2
19/1/2024	15:08	67.1		71.4	63.0
19/1/2024	15:13	70.9	70.9	75.1	66.5
19/1/2024	15:18	75.6		79.8	71.6
19/1/2024	15:23	70.2		74.9	66.0
19/1/2024	15:28	65.1		69.7	60.8
19/1/2024	15:33	62.6		66.8	58.6
19/1/2024	15:38	61.5		66.1	56.8
19/1/2024	15:43	63.1	70.7	67.8	59.0
19/1/2024	15:48	65.7		70.3	61.1
19/1/2024	15:53	70.6		75.1	65.9
19/1/2024	15:58	77.0		81.0	72.4
19/1/2024	16:03	78.5		82.9	74.0
19/1/2024	16:08	72.2		76.6	67.6
19/1/2024	16:13	66.7	72.1	71.1	62.6
19/1/2024	16:18	64.1		68.3	59.8
19/1/2024	16:23	62.8		67.3	58.7
19/1/2024	16:28	61.3		65.3	57.3
19/1/2024	16:33	59.9		64.0	55.4
19/1/2024	16:38	61.2		65.4	56.7
19/1/2024	16:43	63.7	68.3	68.3	59.2
19/1/2024	16:48	67.1		71.6	62.4
19/1/2024	16:53	71.1		75.5	66.6
19/1/2024	16:58	72.5		76.4	68.4
19/1/2024	17:03	73.2		77.6	68.6
19/1/2024	17:08	74.2		78.3	69.5
19/1/2024	17:13	73.7	72.1	78.4	69.0
19/1/2024	17:18	71.3		75.8	66.7
19/1/2024	17:23	68.7		72.9	64.7
19/1/2024	17:28	67.2		71.8	63.0
19/1/2024	17:33	70.0		74.3	65.5
19/1/2024	17:38	74.6	71.0	78.6	70.3
19/1/2024	17:43	72.5		76.4	67.8
19/1/2024	17:48	66.6		70.6	61.9
19/1/2024	17:53	66.6		71.2	62.3
19/1/2024	17:58	69.7		74.3	65.6
19/1/2024	18:03	72.1		76.3	67.8
19/1/2024	18:08	71.0		75.4	67.0
19/1/2024	18:13	68.2	69.6	72.5	63.5
19/1/2024	18:18	66.0		70.2	61.5
19/1/2024	18:23	67.4		71.8	62.7
19/1/2024	18:28	70.2		74.7	65.6
19/1/2024	18:33	78.8		83.5	74.8
19/1/2024	18

Station: LFT_M5

Date	Start Time	Leq (5mins)	Leq (30mins)	L10 (5mins)	L90 (5mins)
20/1/2024	7:03	58.5		60.6	56.1
20/1/2024	7:08	60.6		62.9	58.7
20/1/2024	7:13	63.5	69.3	65.3	61.2
20/1/2024	7:18	70.5		72.8	68.7
20/1/2024	7:23	74.4		76.2	72.6
20/1/2024	7:28	69.2		71.5	66.8
20/1/2024	7:33	67.4		69.8	64.7
20/1/2024	7:38	69.3		71.9	66.8
20/1/2024	7:43	60.7	64.8	62.8	58.5
20/1/2024	7:48	59.5		62.2	57.0
20/1/2024	7:53	59.5		61.8	56.9
20/1/2024	7:58	60.3		62.5	58.1
20/1/2024	8:03	60.5		63.1	58.1
20/1/2024	8:08	61.1		63.3	58.4
20/1/2024	8:13	63.3	69.7	65.4	61.1
20/1/2024	8:18	67.0		69.8	64.1
20/1/2024	8:23	74.7		77.0	72.0
20/1/2024	8:28	72.3		75.0	69.5
20/1/2024	8:33	71.9		74.4	68.8
20/1/2024	8:38	74.4		76.7	71.5
20/1/2024	8:43	80.4	77.1	83.5	77.7
20/1/2024	8:48	80.0		83.0	77.4
20/1/2024	8:53	75.7		78.7	73.0
20/1/2024	8:58	73.0		75.6	70.5
20/1/2024	9:03	70.4		73.1	67.9
20/1/2024	9:08	69.4		71.7	66.3
20/1/2024	9:13	70.4	70.3	73.3	67.8
20/1/2024	9:18	70.9		73.4	67.9
20/1/2024	9:23	70.5		73.5	68.2
20/1/2024	9:28	70.3		73.2	67.4
20/1/2024	9:33	71.6		73.9	69.3
20/1/2024	9:38	69.0		71.5	66.1
20/1/2024	9:43	69.4	70.7	72.0	66.6
20/1/2024	9:48	72.2		74.6	69.6
20/1/2024	9:53	71.3		74.0	68.9
20/1/2024	9:58	69.9		72.5	66.8
20/1/2024	10:03	71.8		74.5	69.3
20/1/2024	10:08	72.4		74.9	69.3
20/1/2024	10:13	69.7	69.2	72.9	66.8
20/1/2024	10:18	65.9		68.7	62.6
20/1/2024	10:23	62.2		65.5	59.3
20/1/2024	10:28	64.4		67.7	60.8
20/1/2024	10:33	67.3		70.0	63.7
20/1/2024	10:38	67.8		70.9	64.8
20/1/2024	10:43	64.7	69.7	67.4	61.7
20/1/2024	10:48	65.2		68.7	62.0
20/1/2024	10:53	69.1		72.7	65.8
20/1/2024	10:58	74.8		77.6	71.6
20/1/2024	11:03	83.3		86.8	80.6
20/1/2024	11:08	80.8		83.5	77.9
20/1/2024	11:13	76.4	78.9	79.1	73.5
20/1/2024	11:18	74.3		77.3	71.4
20/1/2024	11:23	73.3		76.3	70.5
20/1/2024	11:28	76.3		79.3	73.4
20/1/2024	11:33	71.9		74.8	68.8
20/1/2024	11:38	70.6		73.3	67.7
20/1/2024	11:43	74.9	72.6	77.8	72.2
20/1/2024	11:48	73.7		76.6	70.8
20/1/2024	11:53	72.8		75.7	70.1
20/1/2024	11:58	69.1		71.9	66.3
20/1/2024	12:03	69.6		72.7	66.7
20/1/2024	12:08	71.8		74.8	68.8
20/1/2024	12:13	71.5	71.1	74.6	68.3
20/1/2024	12:18	70.6		73.4	67.6
20/1/2024	12:23	71.0		73.9	67.7
20/1/2024	12:28	71.9		74.8	68.6
20/1/2024	12:33	71.8		74.6	68.7
20/1/2024	12:38	78.0		81.0	75.1
20/1/2024	12:43	77.3	76.3	80.0	74.1
20/1/2024	12:48	75.1		77.9	72.3
20/1/2024	12:53	77.0		80.3	73.9
20/1/2024	12:58	75.9		79.0	72.9
20/1/2024	13:03	73.1		76.0	70.2
20/1/2024	13:08	73.0		76.3	69.7
20/1/2024	13:13	73.3	74.0	76.3	70.1
20/1/2024	13:18	72.6		75.2	69.3
20/1/2024	13:23	74.8		77.9	72.0
20/1/2024	13:28	76.2		78.9	73.0
20/1/2024	13:33	74.9		77.6	71.5
20/1/2024	13:38	75.2		78.0	72.4
20/1/2024	13:43	72.4	72.6	75.5	69.6
20/1/2024	13:48	68.5		71.2	65.9
20/1/2024	13:53	68.6		71.3	65.7
20/1/2024	13:58	71.6		74.5	68.6
20/1/2024	14:03	72.3		75.5	69.7
20/1/2024	14:08	70.2		73.6	66.9
20/1/2024	14:13	70.2	72.6	74.1	66.0
20/1/2024	14:18	74.2		77.8	70.6
20/1/2024	14:23	74.6		78.3	70.8
20/1/2024	14:28	72.4		76.4	68.5
20/1/2024	14:33	74.2		78.5	70.1
20/1/2024	14:38	76.4		80.4	72.2
20/1/2024	14:43	74.8	73.0	78.6	71.1
20/1/2024	14:48	70.6		74.9	66.7
20/1/2024	14:53	65.8		70.1	62.1
20/1/2024	14:58	65.1		69.4	60.8
20/1/2024	15:03	67.9		71.8	63.7
20/1/2024	15:08	74.0		77.8	70.3
20/1/2024	15:13	76.2	73.0	80.9	72.3
20/1/2024	15:18	74.4		78.6	69.8
20/1/2024	15:23	70.9		75.5	66.3
20/1/2024	15:28	68.0		72.4	63.5
20/1/2024	15:33	65.8		70.2	61.7
20/1/2024	15:38	64.3		68.5	59.6
20/1/2024	15:43	64.2	64.3	68.2	60.3
20/1/2024	15:48	64.2		68.2	60.1
20/1/2024	15:53	64.6		68.9	60.5
20/1/2024	15:58	61.7		66.4	57.7
20/1/2024	16:03	60.0		64.5	55.8
20/1/2024	16:08	59.9		63.8	55.6
20/1/2024	16:13	62.4	65.3	67.0	58.5
20/1/2024	16:18	66.7		71.2	62.8
20/1/2024	16:23	69.2		73.3	64.8
20/1/2024	16:28	65.4		70.0	60.7
20/1/2024	16:33	60.6		65.0	56.0
20/1/2024	16:38	59.0		63.2	54.8
20/1/2024	16:43	58.5	62.3	62.9	54.0
20/1/2024	16:48	60.4		64.8	56.3
20/1/2024	16:53	63.0		67.7	58.6
20/1/2024	16:58	66.4		70.4	62.4
20/1/2024	17:03	71.5		75.4	67.2
20/1/2024	17:08	76.1		80.8	72.0
20/1/2024	17:13	74.9	77.1	79.5	70.3
20/1/2024	17:18	73.9		77.8	70.0
20/1/2024	17:23	78.2		82.7	74.1
20/1/2024	17:28	81.1		85.8	77.1
20/1/2024	17:33	74.5		79.0	70.4
20/1/2024	17:38	71.8		75.7	67.7
20/1/2024	17:43	67.6	72.7	72.1	63.7
20/1/2024	17:48	69.6		74.1	65.3
20/1/2024	17:53	71.5		75.6	67.5
20/1/2024	17:58	76.0		79.9	72.1
20/1/2024	18:03	84.0		88.2	79.8
20/1/2024	18:08	79.7		83.9	75.7
20/1/2024	18:13	74.5	79.5	78.8	70.0
20/1/2024	18:18	73.0		77.0	68.5
20/1/2024	18:23	79.8		84.1	75.1
20/1/2024	18:28	77.3		82.0	73.1
20/1/2024	18:33	72.8		77.1	68.1
20/1/2024	18:38	72.2		76.6	67.9
20/1/2024	18:43	75.7	77.0	80.2	71.8
20/1/2024	18:48	76.5		80.7	71.8
20/1/2024	18:53	81.2		85.9	76.9
20/1/2024	18:58	77.2		81.0	73.5
		Mean	71.8		
		Maximum	79.5		
		Minimum	62.3		

Date	Start Time	Leq (5mins)	Leq (30mins)	L10 (5mins)	L90 (5mins)
21/1/2024	7:03	69.1		71.1	67.1
21/1/2024	7:08	65.5		67.3	63.5
21/1/2024	7:13	62.1	64.3	64.4	59.9
21/1/2024	7:18	58.9		61.1	57.1
21/1/2024	7:23	59.8		62.2	57.8
21/1/2024	7:28	61.1		63.3	58.5
21/1/2024	7:33	57.5		60.1	55.2
21/1/2024	7:38	60.3		62.9	58.1
21/1/2024	7:43	59.9	59.6	62.2	57.5
21/1/2024	7:48	59.8		62.4	57.6
21/1/2024	7:53	59.4		61.6	57.1
21/1/2024	7:58	59.9		62.2	57.4
21/1/2024	8:03	58.6		61.0	56.2
21/1/2024	8:08	59.8		62.1	57.5
21/1/2024	8:13	60.7	72.6	63.3	58.2
21/1/2024	8:18	66.3		69.4	63.5
21/1/2024	8:23	70.5		73.6	67.5
21/1/2024	8:28	79.6		82.6	77.0
21/1/2024	8:33	76.6		78.9	73.7
21/1/2024	8:38	69.4		71.9	66.9
21/1/2024	8:43	65.2	70.1	68.0	62.8
21/1/2024	8:48	61.1		63.4	58.4
21/1/2024	8:53	60.9		63.3	57.9
21/1/2024	8:58	58.1		60.4	55.1
21/1/2024	9:03	56.5		59.3	54.0
21/1/2024	9:08	58.0		60.7	55.3
21/1/2024	9:13	58.7	59.9	61.3	56.3
21/1/2024	9:18	58.5		61.4	56.0
21/1/2024	9:23	60.5		63.6	58.0
21/1/2024	9:28	63.5		66.2	61.2
21/1/2024	9:33	67.8		70.4	65.1
21/1/2024	9:38	71.5		74.1	69.1
21/1/2024	9:43	80.6	76.5	83.2	77.9
21/1/2024	9:48	80.3		82.6	77.6
21/1/2024	9:53	72.6		75.5	69.7
21/1/2024	9:58	68.4		71.5	66.1
21/1/2024	10:03	73.8		76.6	71.3
21/1/2024	10:08	78.1		80.8	75.2
21/1/2024	10:13	75.1	73.9	77.8	72.4
21/1/2024	10:18	70.6		73.3	67.9
21/1/2024	10:23	69.0		71.7	66.2
21/1/2024	10:28	68.8		72.0	65.6
21/1/2024	10:33	66.6		70.1	63.2
21/1/2024	10:38	66.8		70.2	63.4
21/1/2024	10:43	68.0	69.2	70.8	65.1
21/1/2024	10:48	63.1		65.9	60.0
21/1/2024	10:53	67.3		70.0	64.6
21/1/2024	10:58	74.3		77.1	70.7
21/1/2024	11:03	76.9		79.7	73.6
21/1/2024	11:08	71.8		75.2	69.1
21/1/2024	11:13	67.4	71.7	70.2	64.4
21/1/2024	11:18	66.4		69.1	63.3
21/1/2024	11:23	68.7		71.6	66.0
21/1/2024	11:28	68.6		71.6	65.6
21/1/2024	11:33	69.9		72.8	67.1
21/1/2024	11:38	79.1		82.0	76.3
21/1/2024	11:43	79.0	75.2	81.7	76.2
21/1/2024	11:48	71.2		73.9	68.3
21/1/2024	11:53	68.9		71.8	66.1
21/1/2024	11:58	69.6		72.7	66.8
21/1/2024	12:03	76.3		79.1	73.2
21/1/2024	12:08	78.2		80.9	75.2
21/1/2024	12:13	73.3	74.8	76.2	70.0
21/1/2024	12:18	74.0		76.8	71.2
21/1/2024	12:23	73.3		76.0	70.2
21/1/2024	12:28	65.6		68.9	62.8
21/1/2024	12:33	59.4		62.3	56.1
21/1/2024	12:38	56.9		60.0	53.6
21/1/2024	12:43	57.5	61.9	60.2	54.8
21/1/2024	12:48	59.5		62.5	56.8
21/1/2024	12:53	62.9		66.2	59.8
21/1/2024	12:58	66.6		69.4	63.6
21/1/2024	13:03	68.9		71.9	65.7
21/1/2024	13:08	73.6		76.9	70.8
21/1/2024	13:13	80.2	78.4	83.5	76.8
21/1/2024	13:18	82.3		84.9	79.3
21/1/2024	13:23	78.0		80.8	75.2
21/1/2024	13:28	76.6		79.7	74.0
21/1/2024	13:33	76.3		79.1	72.9
21/1/2024	13:38	72.4		75.4	69.4
21/1/2024	13:43	71.0	77.7	74.1	68.4
21/1/2024	13:48	77.4		80.2	74.0
21/1/2024	13:53	82.6		85.6	79.2
21/1/2024	13:58	76.0		78.8	72.9
21/1/2024	14:03	70.5		73.2	67.1
21/1/2024	14:08	67.6		70.8	64.4
21/1/2024	14:13	64.9	66.0	68.7	61.1
21/1/2024	14:18	62.6		66.3	58.3
21/1/2024	14:23	60.9		65.0	56.6
21/1/2024	14:28	60.2		64.5	56.0
21/1/2024	14:33	61.3		65.6	57.5
21/1/2024	14:38	62.4		66.6	58.4
21/1/2024	14:43	63.1	71.0	67.3	58.9
21/1/2024	14:48	65.1		69.0	60.8
21/1/2024	14:53	69.3		73.2	65.7
21/1/2024	14:58	77.7		81.8	73.6
21/1/2024	15:03	71.9		75.6	68.1
21/1/2024	15:08	68.5		72.1	64.6
21/1/2024	15:13	73.2	79.0	77.3	68.5
21/1/2024	15:18	82.2		86.1	78.0
21/1/2024	15:23	81.8		86.4	77.5
21/1/2024	15:28	80.8		84.9	76.6
21/1/2024	15:33	76.6		81.3	72.6
21/1/2024	15:38	70.6		75.2	66.5
21/1/2024	15:43	69.2	79.3	73.1	65.3
21/1/2024	15:48	70.0		74.6	65.6
21/1/2024	15:53	77.9		81.9	73.4
21/1/2024	15:58	85.7		89.8	81.2
21/1/2024	16:03	74.8		79.1	70.6
21/1/2024	16:08	70.1		74.3	66.2
21/1/2024	16:13	77.7	73.4	81.9	73.5
21/1/2024	16:18	73.8		78.5	69.7
21/1/2024	16:23	67.3		71.5	63.4
21/1/2024	16:28	63.8		68.2	59.7
21/1/2024	16:33	68.4		73.0	63.7
21/1/2024	16:38	73.7	69.0	77.9	69.1
21/1/2024	16:43	68.9		73.3	64.6
21/1/2024	16:48	64.4		68.8	59.8
21/1/2024	16:53	64.1		68.5	59.5
21/1/2024	16:58	65.9		70.6	61.7
21/1/2024	17:03	72.6		77.0	68.3
21/1/2024	17:08	76.7		81.3	72.7
21/1/2024	17:13	68.5	74.2	72.5	64.1
21/1/2024	17:18	69.4		73.6	65.4
21/1/2024	17:23	74.9		79.5	70.5
21/1/2024	17:28	76.8		80.9	72.9
21/1/2024	17:33	75.2		79.6	70.9
21/1/2024	17:38	72.4		76.9	67.8
21/1/2024	17:43	67.5	70.4	72.0	63.3
21/1/2024	17:48	65.9		70.6	61.2
21/1/2024	17:53	64.9		69.3	60.9
21/1/2024	17:58	65.4		69.8	61.1
21/1/2024	18:03	68.0		72.7	63.9
21/1/2024	18:08	72.2		76.2	67.5
21/1/2024	18:13	81.7	80.4	85.6	77.3
21/1/2024	18:18	86.4		90.7	81.7
21/1/2024	18:23	76.3		80.5	72.3
21/1/2024	18:28	68.4		72.7	63.8
21/1/2024	18:33	67.0		71.1	62.5
21/1/2024	18:38	70.1		74.6	65.4
21/1/2024	18:43	77.5	74.2	81.5	73.2
21/1/2024	18:48	73.3		77.3	69.1
21/1/2024	18:53	76.1		80.3	72.0
21/1/2024	18:58	73.9		78.0	69.6
		Mean	71.8		
		Maximum	80.4		
		Minimum	59.6		

Date	Start Time	Leq (5mins)	Leq (30mins)	L10 (5mins)	L90 (5mins)
22/1/2024	7:03	78.7		80.6	76.8
22/1/2024	7:08	70.2		72.5	68.4
22/1/2024	7:13	67.9	72.2	70.1	65.9
22/1/2024	7:18	65.6		67.7	63.5
22/1/2024	7:23	65.1		67.2	63.3
22/1/2024	7:28	63.0		65.3	60.5
22/1/2024	7:33	63.0		65.6	60.7
22/1/2024	7:38	61.1		63.7	58.6
22/1/2024	7:43	58.7	61.1	61.1	56.5
22/1/2024	7:48	59.9		62.1	57.2
22/1/2024	7:53	60.8		63.4	58.7
22/1/2024	7:58	62.1		64.6	59.4
22/1/2024	8:03	65.8		67.9	63.2
22/1/2024	8:08	66.1		68.7	63.5
22/1/2024	8:13	72.4	76.1	75.0	70.2
22/1/2024	8:18	79.4		82.2	77.1
22/1/2024	8:23	79.3		82.3	76.2
22/1/2024	8:28	76.5		78.9	74.0
22/1/2024	8:33	75.7		78.3	73.3
22/1/2024	8:38	72.2		74.7	69.8
22/1/2024	8:43	70.9	72.2	73.7	67.8
22/1/2024	8:48	70.2		72.5	67.9
22/1/2024	8:53	70.0		72.9	67.0
22/1/2024	8:58	71.1		74.2	68.7
22/1/2024	9:03	69.9		72.5	66.9
22/1/2024	9:08	67.4		70.5	64.5
22/1/2024	9:13	64.6	67.9	67.5	61.9
22/1/2024	9:18	64.6		67.1	61.7
22/1/2024	9:23	64.5		67.5	62.1
22/1/2024	9:28	71.1		73.7	68.4
22/1/2024	9:33	71.7		74.5	69.1
22/1/2024	9:38	69.6		72.6	67.0
22/1/2024	9:43	75.9	74.4	79.0	73.5
22/1/2024	9:48	76.2		79.2	73.1
22/1/2024	9:53	74.0		77.1	71.1
22/1/2024	9:58	75.4		78.5	73.1
22/1/2024	10:03	78.2		81.2	75.9
22/1/2024	10:08	75.5		77.8	73.0
22/1/2024	10:13	68.9	75.5	72.4	65.4
22/1/2024	10:18	68.9		72.2	66.1
22/1/2024	10:23	75.4		78.9	72.1
22/1/2024	10:28	78.0		80.8	75.2
22/1/2024	10:33	73.9		77.4	70.3
22/1/2024	10:38	73.3		76.7	70.2
22/1/2024	10:43	74.8	74.3	78.2	71.5
22/1/2024	10:48	76.5		80.0	73.8
22/1/2024	10:53	75.0		77.8	71.5
22/1/2024	10:58	69.2		72.1	66.1
22/1/2024	11:03	65.1		68.5	62.0
22/1/2024	11:08	63.8		67.0	60.9
22/1/2024	11:13	62.3	67.5	65.0	59.3
22/1/2024	11:18	65.5		68.4	62.6
22/1/2024	11:23	67.5		70.3	64.6
22/1/2024	11:28	72.4		75.2	69.6
22/1/2024	11:33	75.2		78.3	72.1
22/1/2024	11:38	67.9	69.0	70.7	65.2
22/1/2024	11:43	63.1		66.0	60.0
22/1/2024	11:48	61.3		64.4	58.2
22/1/2024	11:53	62.3		65.2	59.2
22/1/2024	11:58	66.0		68.8	63.2
22/1/2024	12:03	70.9		74.0	68.1
22/1/2024	12:08	77.6		80.6	74.7
22/1/2024	12:13	80.3	76.3	83.3	77.4
22/1/2024	12:18	76.4		79.2	73.4
22/1/2024	12:23	71.9		75.1	69.0
22/1/2024	12:28	72.6		75.7	69.8
22/1/2024	12:33	74.1		77.2	70.9
22/1/2024	12:38	72.1		75.3	69.4
22/1/2024	12:43	67.3	73.2	70.3	64.3
22/1/2024	12:48	67.3		70.6	64.6
22/1/2024	12:53	70.6		73.3	67.5
22/1/2024	12:58	77.8		81.0	75.0
22/1/2024	13:03	80.6		83.5	77.6
22/1/2024	13:08	73.0		76.1	69.7
22/1/2024	13:13	65.4	73.8	68.8	62.8
22/1/2024	13:18	65.3		68.2	62.6
22/1/2024	13:23	64.2		67.6	61.5
22/1/2024	13:28	61.6		64.7	58.4
22/1/2024	13:33	60.1		63.3	57.0
22/1/2024	13:38	66.6		69.4	63.5
22/1/2024	13:43	69.3	67.1	72.6	66.1
22/1/2024	13:48	69.7		72.5	66.9
22/1/2024	13:53	66.6		69.6	63.7
22/1/2024	13:58	64.1		67.5	61.5
22/1/2024	14:03	64.0		66.9	60.9
22/1/2024	14:08	66.1		69.2	62.9
22/1/2024	14:14	69.6	68.9	73.8	66.0
22/1/2024	14:19	72.4		76.7	68.1
22/1/2024	14:24	66.7		70.8	62.6
22/1/2024	14:29	69.7		73.7	66.0
22/1/2024	14:34	73.6		77.8	69.7
22/1/2024	14:39	76.5		80.7	72.6
22/1/2024	14:44	74.9	72.8	79.0	71.2
22/1/2024	14:49	70.7		74.9	66.6
22/1/2024	14:54	65.7		69.3	61.9
22/1/2024	14:59	63.8		67.7	60.1
22/1/2024	15:04	62.2		66.4	57.8
22/1/2024	15:09	62.3		66.6	57.8
22/1/2024	15:14	66.9	69.1	71.5	62.3
22/1/2024	15:19	72.0		76.1	67.5
22/1/2024	15:24	69.7		73.6	65.8
22/1/2024	15:29	71.9		75.9	67.8
22/1/2024	15:34	72.5		77.1	68.6
22/1/2024	15:39	70.0		74.4	65.3
22/1/2024	15:44	73.1	74.0	77.8	68.4
22/1/2024	15:49	72.5		76.4	67.8
22/1/2024	15:54	73.1		77.6	68.5
22/1/2024	15:59	78.1		82.7	73.7
22/1/2024	16:04	76.7		80.8	72.7
22/1/2024	16:09	72.0		76.3	67.7
22/1/2024	16:14	70.1	77.6	74.0	66.1
22/1/2024	16:19	72.8		76.9	68.2
22/1/2024	16:24	80.1		84.7	75.5
22/1/2024	16:29	81.7		85.7	77.1
22/1/2024	16:34	73.5		77.7	69.3
22/1/2024	16:39	68.6		73.0	64.2
22/1/2024	16:44	64.4	68.2	68.9	59.7
22/1/2024	16:49	63.9		67.9	59.5
22/1/2024	16:54	63.1		67.2	58.6
22/1/2024	16:59	64.6		68.8	60.0
22/1/2024	17:04	63.3		67.4	59.4
22/1/2024	17:09	63.2		67.1	59.3
22/1/2024	17:14	68.7	66.1	73.2	64.4
22/1/2024	17:19	65.3		69.5	61.2
22/1/2024	17:24	65.0		69.0	61.1
22/1/2024	17:29	67.8		71.8	63.8
22/1/2024	17:34	69.2		73.3	64.9
22/1/2024	17:39	73.4		77.6	68.9
22/1/2024	17:44	75.9	73.7	80.0	71.4
22/1/2024	17:49	72.9		77.5	68.4
22/1/2024	17:54	73.5		77.7	69.2
22/1/2024	17:59	74.7		79.0	70.2
22/1/2024	18:04	74.2		78.4	70.0
22/1/2024	18:09	73.7		78.0	69.7
22/1/2024	18:14	73.4	74.7	77.6	68.9
22/1/2024	18:19	76.2		80.8	72.2
22/1/2024	18:24	76.4		80.3	72.4
22/1/2024	18:29	73.0		77.3	68.9
22/1/2

Station: LFT_M5

Date	Start Time	Leq (5mins)	Leq (30mins)	L10 (5mins)	L90 (5mins)
23/1/2024	7:04	60.5		62.6	58.4
23/1/2024	7:09	62.9		64.7	60.6
23/1/2024	7:14	66.7	74.3	68.8	64.9
23/1/2024	7:19	70.4		72.6	67.9
23/1/2024	7:24	77.2		79.6	74.8
23/1/2024	7:29	79.6		82.1	77.3
23/1/2024	7:34	73.8		75.9	71.1
23/1/2024	7:39	77.3		80.0	74.7
23/1/2024	7:44	73.0	72.7	75.3	70.6
23/1/2024	7:49	66.8		69.1	64.2
23/1/2024	7:54	64.8		67.3	62.4
23/1/2024	7:59	68.0		70.7	65.5
23/1/2024	8:04	73.9		76.5	71.2
23/1/2024	8:09	67.2		69.8	64.3
23/1/2024	8:14	72.9	72.3	75.9	70.0
23/1/2024	8:19	72.7		75.2	70.4
23/1/2024	8:24	74.0		76.7	71.3
23/1/2024	8:29	69.0		71.9	66.0
23/1/2024	8:34	65.8		68.4	63.2
23/1/2024	8:39	69.3		71.8	66.2
23/1/2024	8:44	75.4	72.7	78.4	72.7
23/1/2024	8:49	67.4		70.5	64.8
23/1/2024	8:54	72.1		74.9	69.1
23/1/2024	8:59	76.3		79.2	74.0
23/1/2024	9:04	72.5		75.1	69.6
23/1/2024	9:09	71.0		73.6	68.3
23/1/2024	9:14	74.7	72.4	77.2	72.0
23/1/2024	9:19	72.4		74.8	69.3
23/1/2024	9:24	69.6		72.3	67.1
23/1/2024	9:29	72.7		75.5	70.1
23/1/2024	9:34	79.3		82.3	76.2
23/1/2024	9:39	79.8		82.2	77.1
23/1/2024	9:44	79.0	78.1	81.7	76.0
23/1/2024	9:49	80.4		83.1	77.8
23/1/2024	9:54	72.6		75.2	70.3
23/1/2024	9:59	67.9		70.7	65.1
23/1/2024	10:04	71.0		74.1	67.8
23/1/2024	10:09	70.7		74.3	67.2
23/1/2024	10:14	67.9	73.3	71.1	64.8
23/1/2024	10:19	68.2		70.9	64.9
23/1/2024	10:24	73.6		77.1	70.5
23/1/2024	10:29	78.2		81.8	75.0
23/1/2024	10:34	77.2		80.2	74.2
23/1/2024	10:39	71.2		73.9	68.0
23/1/2024	10:44	65.4	71.8	68.8	62.0
23/1/2024	10:49	65.7		69.2	62.8
23/1/2024	10:54	66.9		70.0	63.6
23/1/2024	10:59	71.0		74.0	67.9
23/1/2024	11:04	79.9		82.9	77.0
23/1/2024	11:09	77.1		80.1	74.4
23/1/2024	11:14	70.1	81.3	72.9	67.1
23/1/2024	11:19	71.9		75.0	69.0
23/1/2024	11:24	83.0		85.7	79.9
23/1/2024	11:29	86.4		89.3	83.4
23/1/2024	11:34	81.6		84.4	78.5
23/1/2024	11:39	74.9		77.9	72.2
23/1/2024	11:44	70.2	75.4	73.1	67.4
23/1/2024	11:49	68.2		71.3	65.3
23/1/2024	11:54	68.4		71.4	65.3
23/1/2024	11:59	69.1		72.0	66.2
23/1/2024	12:04	76.6		79.8	73.6
23/1/2024	12:09	75.2		78.2	72.4
23/1/2024	12:14	68.5	71.9	71.3	65.2
23/1/2024	12:19	64.1		66.9	60.9
23/1/2024	12:24	64.6		67.6	61.4
23/1/2024	12:29	60.7		63.4	57.7
23/1/2024	12:34	61.0		64.2	57.8
23/1/2024	12:39	64.3		67.4	61.5
23/1/2024	12:44	64.5	67.2	67.7	61.7
23/1/2024	12:49	67.3		70.3	64.1
23/1/2024	12:54	70.3		73.1	67.1
23/1/2024	12:59	69.5		72.4	66.4
23/1/2024	13:04	66.8		69.8	63.7
23/1/2024	13:09	63.1		66.5	60.5
23/1/2024	13:14	61.7	63.1	64.5	58.3
23/1/2024	13:19	60.8		63.4	57.4
23/1/2024	13:24	61.9		64.7	59.0
23/1/2024	13:29	60.7		63.7	57.8
23/1/2024	13:34	62.7		65.4	60.1
23/1/2024	13:39	66.2		69.2	63.6
23/1/2024	13:44	70.9	75.2	74.2	67.7
23/1/2024	13:49	77.2		80.0	74.0
23/1/2024	13:54	76.3		79.2	73.4
23/1/2024	13:59	79.3		81.9	75.9
23/1/2024	14:04	75.8		79.6	71.9
23/1/2024	14:09	70.4		74.7	66.4
23/1/2024	14:14	72.5	73.1	76.5	68.9
23/1/2024	14:19	74.6		78.2	70.6
23/1/2024	14:24	72.7		76.9	68.4
23/1/2024	14:29	69.7		73.7	65.8
23/1/2024	14:34	68.5		72.1	64.5
23/1/2024	14:39	70.8		75.0	66.6
23/1/2024	14:44	72.6	72.1	76.6	69.0
23/1/2024	14:49	72.0		75.6	68.4
23/1/2024	14:54	71.4		75.1	67.7
23/1/2024	14:59	74.7		79.0	70.9
23/1/2024	15:04	72.0		76.0	68.6
23/1/2024	15:09	73.9		78.2	69.2
23/1/2024	15:14	72.9	72.4	77.4	68.6
23/1/2024	15:19	72.0		76.0	67.5
23/1/2024	15:24	72.2		76.4	68.3
23/1/2024	15:29	71.2		75.1	67.0
23/1/2024	15:34	71.2		75.3	66.6
23/1/2024	15:39	69.3		73.8	64.8
23/1/2024	15:44	70.7	70.2	75.3	66.1
23/1/2024	15:49	72.0		76.5	67.4
23/1/2024	15:54	69.9		74.6	65.4
23/1/2024	15:59	66.1		70.2	61.7
23/1/2024	16:04	67.9		71.9	63.6
23/1/2024	16:09	71.3		75.3	67.4
23/1/2024	16:14	71.8	70.4	76.3	67.2
23/1/2024	16:19	71.1		75.6	67.2
23/1/2024	16:24	70.4		74.4	65.8
23/1/2024	16:29	68.3		72.2	63.9
23/1/2024	16:34	64.4		68.9	60.3
23/1/2024	16:39	69.1		73.7	64.8
23/1/2024	16:44	68.5	67.1	72.9	64.6
23/1/2024	16:49	65.2		69.8	61.1
23/1/2024	16:54	64.8		69.3	60.1
23/1/2024	16:59	67.9		71.8	63.3
23/1/2024	17:04	75.5		79.9	71.1
23/1/2024	17:09	75.9		79.8	71.5
23/1/2024	17:14	75.4	73.1	79.5	71.0
23/1/2024	17:19	68.7		73.1	64.7
23/1/2024	17:24	64.2		68.8	59.5
23/1/2024	17:29	64.3		68.7	60.4
23/1/2024	17:34	69.7		74.0	65.1
23/1/2024	17:39	77.8		82.5	73.1
23/1/2024	17:44	80.5	75.3	84.9	76.0
23/1/2024	17:49	71.8		76.3	67.8
23/1/2024	17:54	66.3		70.7	61.7
23/1/2024	17:59	65.1		69.1	61.0
23/1/2024	18:04	67.5		71.9	63.6
23/1/2024	18:09	74.9		79.5	70.3
23/1/2024	18:14	74.0	72.0	78.2	69.4
23/1/2024	18:19	69.2		73.9	65.3
23/1/2024	18:24	69.8		74.3	65.2
23/1/2024	18:29	71.7		76.4	67.0
23/1/2024	18:34	72.4		77.1	68.5
23/1/2024	18:39	68.8		72.9	64.5
23/1/2024	18:44	72.6	73.3	77.3	68.1
23/1/2024	18:49	73.1		76.8	69.5
23/1/2024	18:54	77.4		81.5	73.7
23/1/2024	18:59	69.3		73.2	65.4
		Mean	72.5		
		Maximum	81.3		
		Minimum	63.1		

Date	Start Time	Leq (5mins)	Leq (30mins)	L10 (5mins)	L90 (5mins)
24/1/2024	7:04	77.7		79.6	75.3
24/1/2024	7:09	81.2		83.1	79.0
24/1/2024	7:14	77.9	77.9	79.8	76.1
24/1/2024	7:19	77.1		79.5	74.8
24/1/2024	7:24	75.2		77.4	72.5
24/1/2024	7:29	74.9		77.3	72.2
24/1/2024	7:34	80.0		82.5	77.3
24/1/2024	7:39	88.3		90.5	86.0
24/1/2024	7:44	81.6	82.3	83.8	79.0
24/1/2024	7:49	74.2		76.3	72.0
24/1/2024	7:54	73.3		76.0	71.1
24/1/2024	7:59	75.8		78.4	73.2
24/1/2024	8:04	73.8		76.3	71.5
24/1/2024	8:09	74.4		77.1	72.0
24/1/2024	8:14	76.4	75.9	78.8	73.8
24/1/2024	8:19	77.7		80.6	75.2
24/1/2024	8:24	78.1		80.9	75.6
24/1/2024	8:29	71.4		74.5	68.8
24/1/2024	8:34	66.1		68.8	63.6
24/1/2024	8:39	60.9		64.0	57.9
24/1/2024	8:44	62.4	67.4	65.4	59.3
24/1/2024	8:49	67.3		69.6	64.2
24/1/2024	8:54	70.5		73.1	68.1
24/1/2024	8:59	69.9		72.8	67.0
24/1/2024	9:04	66.6		69.2	63.7
24/1/2024	9:09	67.6		70.3	64.7
24/1/2024	9:14	72.6	70.6	75.2	69.7
24/1/2024	9:19	74.7		77.1	71.6
24/1/2024	9:24	69.3		72.1	66.8
24/1/2024	9:29	64.1		66.4	61.4
24/1/2024	9:34	61.5		63.8	58.4
24/1/2024	9:39	62.1		64.8	59.8
24/1/2024	9:44	65.5		68.2	62.7
24/1/2024	9:49	61.2		63.7	58.3
24/1/2024	9:58	73.0		75.8	70.3
24/1/2024	10:03	77.6		80.3	74.9
24/1/2024	10:08	76.2		79.3	73.2
24/1/2024	10:13	73.0	74.1	75.7	70.0
24/1/2024	10:18	69.8		72.6	67.0
24/1/2024	10:23	71.2		74.1	68.2
24/1/2024	10:28	71.0		73.7	68.0
24/1/2024	10:33	69.9		72.7	67.0
24/1/2024	10:38	70.7		73.7	67.7
24/1/2024	10:43	69.5	68.6	72.5	66.5
24/1/2024	10:48	67.2		70.0	64.4
24/1/2024	10:53	64.8		67.9	61.8
24/1/2024	10:58	66.8		69.6	63.6
24/1/2024	11:03	64.3		67.5	61.0
24/1/2024	11:08	64.5		67.6	61.4
24/1/2024	11:13	66.4	71.4	69.6	63.6
24/1/2024	11:18	70.1		73.1	67.4
24/1/2024	11:23	74.1		77.0	71.0
24/1/2024	11:28	75.7		78.9	73.0
24/1/2024	11:33	71.4		74.5	68.7
24/1/2024	11:38	69.8		72.5	66.6
24/1/2024	11:43	70.5	70.1	73.4	67.2
24/1/2024	11:48	69.4		72.7	66.7
24/1/2024	11:53	68.1		71.1	64.8
24/1/2024	11:58	70.8		73.7	67.8
24/1/2024	12:03	73.7		76.4	70.7
24/1/2024	12:08	70.1		73.5	66.9
24/1/2024	12:13	63.9	68.7	66.6	60.7
24/1/2024	12:18	62.5		65.3	59.5
24/1/2024	12:23	64.3		67.3	61.0
24/1/2024	12:28	66.2		69.5	63.4
24/1/2024	12:33	66.6		69.7	64.0
24/1/2024	12:38	67.3		70.5	64.3
24/1/2024	12:43	66.9	67.0	70.0	63.9
24/1/2024	12:48	66.6		69.4	63.5
24/1/2024	12:53	65.7		69.1	62.3
24/1/2024	12:58	68.5		72.6	64.5
24/1/2024	13:03	68.1		71.7	63.9
24/1/2024	13:08	71.9		76.0	67.8
24/1/2024	13:13	74.9	72.6	79.1	70.7
24/1/2024	13:18	72.6		76.5	68.9
24/1/2024	13:23	72.1		76.2	67.8
24/1/2024	13:28	73.8		77.8	69.5
24/1/2024	13:33	71.9		75.7	67.6
24/1/2024	13:38	71.1		74.8	67.2
24/1/2024	13:43	70.5	69.4	74.8	66.6
24/1/2024	13:48	68.3		72.3	64.2
24/1/2024	13:53	65.1		68.8	61.1
24/1/2024	13:58	63.1		67.2	58.8
24/1/2024	14:03	61.1		65.7	56.7
24/1/2024	14:08	60.4		64.7	56.2
24/1/2024	14:13	62.5	64.2	66.6	57.9
24/1/2024	14:18	62.4		66.8	58.3
24/1/2024	14:23	64.7		68.8	60.8
24/1/2024	14:28	68.4		72.8	64.1
24/1/2024	14:33	74.2		78.2	70.1
24/1/2024	14:38	78.5		83.2	73.9
24/1/2024	14:43	72.8	74.2	77.2	68.7
24/1/2024	14:48	70.1		74.4	65.7
24/1/2024	14:53	73.2		77.2	69.2
24/1/2024	14:58	71.0		75.2	66.8
24/1/2024	15:03	67.0		71.1	62.4
24/1/2024	15:08	63.6	71.5	68.2	59.0
24/1/2024	15:13	66.0		70.5	62.1
24/1/2024	15:18	69.8		73.9	65.6
24/1/2024	15:23	74.0		78.3	69.6
24/1/2024	15:28	75.9		80.3	71.6
24/1/2024	15:33	77.6		81.7	72.9
24/1/2024	15:38	76.9		81.5	72.7
24/1/2024	15:43	74.1	74.0	78.4	70.0
24/1/2024	15:48	69.8		74.2	65.7
24/1/2024	15:53	66.8		71.2	62.6
24/1/2024	15:58	66.3		70.5	61.8
24/1/2024	16:03	67.2		71.9	62.8
24/1/2024	16:08	67.9		72.0	64.0
24/1/2024	16:13	70.2	72.9	74.6	65.6
24/1/2024	16:18	74.4		79.0	69.8
24/1/2024	16:23	73.2		77.9	68.9
24/1/2024	16:28	76.6		81.0	72.3
24/1/2024	16:33	78.3		82.4	74.4
24/1/2024	16:38	74.7	75.3	78.6	70.6
24/1/2024	16:43	69.1		73.6	65.1
24/1/2024	16:48	69.7		74.2	65.4
24/1/2024	16:53	76.0		80.3	71.5
24/1/2024	16:58	76.7		80.6	72.2
24/1/2024	17:03	75.9		80.0	71.4
24/1/2024	17:08	77.1		81.1	73.0
24/1/2024	17:13	72.8	75.2	76.9	68.4
24/1/2024	17:18	76.7		80.6	72.1
24/1/2024	17:23	72.7		76.6	68.0
24/1/2024	17:28	73.9		77.8	69.8
24/1/2024	17:33	70.2		74.2	65.5
24/1/2024	17:38	71.0	70.6	75.6	66.3
24/1/2024	17:43	73.1		77.0	68.9
24/1/2024	17:48	69.5		73.7	65.9
24/1/2024	17:53	67.7		71.5	63.6
24/1/2024	17:58	70.1		74.3	66.1
24/1/2024	18:03	78.4		82.0	74.7
24/1/2024	18:08	73.9		77.8	70.1
24/1/2024	18:13	73.6	73.9	77.7	69.3
24/1/2024	18:18	72.2		76.0	67.9
24/1/2024	18:23	68.8		72.8	65.3
24/1/2024	18:28	68.1		72.2	64.5
24/1/2024	18:33	73.0		77.2	68.8
24/1/2024	18:38	78.4		82.2	74.5
24/1/2024	18:43	73.8	75.4	77.4	70.1
24/1/2024	18:48	76.3		80.3	72.8
24/1/2024	18:53	73.8		77.9	69.8
24/1/2024	18:58	74.6		78.3	70.5
		Mean	72.3		
		Maximum	82.3		
		Minimum	64.2		

Date	Start Time	Leq (5mins)	Leq (30mins)	L10 (5mins)	L90 (5mins)
25/1/2024	7:03	55.5		58.3	53.2
25/1/2024	7:08	57.7		60.7	55.1
25/1/2024	7:13	60.7	59.7	63.3	58.3
25/1/2024	7:18	60.4		63.5	58.1
25/1/2024	7:23	61.3		63.7	58.8
25/1/2024	7:28	60.1		62.5	57.0
25/1/2024	7:33	60.1		63.0	57.0
25/1/2024	7:38	58.6		61.2	56.2
25/1/2024	7:43	64.2	67.5	66.7	61.3
25/1/2024	7:48	68.4		71.5	65.7
25/1/2024	7:53	71.4		73.9	68.8
25/1/2024	7:58	69.3		72.1	66.2
25/1/2024	8:03	65.4		68.3	62.9
25/1/2024	8:08	62.0		64.5	58.9
25/1/2024	8:13	57.5	61.5	60.0	55.1
25/1/2024	8:18	59.3		61.9	56.6
25/1/2024	8:23	60.7		63.4	58.2
25/1/2024	8:28	59.3		62.0	56.4
25/1/2024	8:33	64.1		66.9	61.5
25/1/2024	8:38	70.8		73.2	67.8
25/1/2024	8:43	70.3	73.5	73.4	67.2
25/1/2024	8:48	78.8		81.4	75.9
25/1/2024	8:53	74.0		76.9	71.6
25/1/2024	8:58	69.6		72.4	66.7
25/1/2024	9:03	70.5		73.6	67.2
25/1/2024	9:08	75.4		78.9	71.9
25/1/2024	9:13	77.1	74.2	80.3	73.8
25/1/2024	9:18	75.4		78.8	72.0
25/1/2024	9:23	71.6		74.6	68.4
25/1/2024	9:28	70.3		73.4	67.1
25/1/2024	9:33	75.4		78.9	71.9
25/1/2024	9:38	82.0		85.3	78.7
25/1/2024	9:43	74.8	76.7	77.6	71.8
25/1/2024	9:48	75.2		78.2	71.9
25/1/2024	9:53	70.7		73.4	67.8
25/1/2024	9:58	70.5		73.2	67.8
25/1/2024	10:03	71.9		74.7	68.8
25/1/2024	10:08	70.7		73.6	67.7
25/1/2024	10:13	68.1	68.2	71.2	65.3
25/1/2024	10:18	65.0		67.7	62.3
25/1/2024	10:23	61.8		64.9	58.8
25/1/2024	10:28	60.4		63.3	57.6
25/1/2024	10:33	62.3		65.3	59.5
25/1/2024	10:38	66.0		69.0	63.3
25/1/2024	10:43	67.0	64.1	70.1	63.9
25/1/2024	10:48	64.2		66.9	61.1
25/1/2024	10:53	61.4		64.1	58.4
25/1/2024	10:58	59.0		61.9	56.0
25/1/2024	11:03	58.0		60.8	54.8
25/1/2024	11:08	57.3		60.4	54.5
25/1/2024	11:13	57.2	57.5	60.2	54.4
25/1/2024	11:18	59.6		62.9	56.4
25/1/2024	11:23	56.6		59.9	53.5
25/1/2024	11:28	55.3		58.3	52.2
25/1/2024	11:33	55.1		58.0	52.1
25/1/2024	11:38	56.0		59.3	53.1
25/1/2024	11:43	57.8	63.7	60.5	55.0
25/1/2024	11:48	60.5		63.2	57.4
25/1/2024	11:53	63.1		66.1	60.1
25/1/2024	11:58	69.8		72.5	66.9
25/1/2024	12:03	72.6		75.6	69.6
25/1/2024	12:08	71.2		73.9	68.5
25/1/2024	12:13	71.3	71.3	73.9	68.0
25/1/2024	12:18	67.2		70.2	64.1
25/1/2024	12:23	72.5		75.3	69.5
25/1/2024	12:28	71.2		74.4	68.1
25/1/2024	12:33	65.5		68.6	62.2
25/1/2024	12:38	62.1		65.1	59.1
25/1/2024	12:43	61.2	64.8	64.5	58.3
25/1/2024	12:48	62.3		65.0	59.1
25/1/2024	12:53	65.3		68.0	62.3
25/1/2024	12:58	68.1		71.9	63.8
25/1/2024	13:03	71.5		75.6	67.2
25/1/2024	13:08	78.0		81.7	74.0
25/1/2024	13:13	79.9	77.0	84.0	75.9
25/1/2024	13:18	79.3		83.1	75.6
25/1/2024	13:23	73.7		77.9	69.4
25/1/2024	13:28	71.9		75.6	68.2
25/1/2024	13:33	77.1		81.4	73.4
25/1/2024	13:38	83.8		87.9	80.2
25/1/2024	13:43	80.2	80.1	84.0	76.5
25/1/2024	13:48	80.9		84.7	77.0
25/1/2024	13:53	78.5		82.8	74.9
25/1/2024	13:58	74.0		78.2	69.6
25/1/2024	14:03	74.7		78.6	70.7
25/1/2024	14:08	76.9		81.6	72.4
25/1/2024	14:13	77.7	75.9	82.4	73.8
25/1/2024	14:18	77.0		81.7	72.3
25/1/2024	14:23	74.7		78.7	70.6
25/1/2024	14:28	72.1		76.7	67.7
25/1/2024	14:33	69.3		73.4	65.0
25/1/2024	14:38	65.3	65.5	70.0	61.1
25/1/2024	14:43	62.8		66.8	58.2
25/1/2024	14:48	61.1		65.1	56.8
25/1/2024	14:53	62.2		66.7	57.7
25/1/2024	14:58	66.6		71.3	62.1
25/1/2024	15:03	71.3		75.4	67.3
25/1/2024	15:08	72.4	78.9	76.5	68.0
25/1/2024	15:13	74.2		78.9	69.7
25/1/2024	15:18	77.7		81.8	73.6
25/1/2024	15:23	84.2		88.2	80.3
25/1/2024	15:28	79.5		84.1	75.0
25/1/2024	15:33	74.3		78.3	69.6
25/1/2024	15:38	78.3		82.3	74.4
25/1/2024	15:43	76.1	76.1	80.0	71.4
25/1/2024	15:48	73.1		77.1	69.0
25/1/2024	15:53	75.7		79.6	71.0
25/1/2024	15:58	76.8		81.4	72.3
25/1/2024	16:03	73.1		77.5	69.1
25/1/2024	16:08	65.4		69.7	61.0
25/1/2024	16:13	76.4		80.9	72.2
25/1/2024	16:18	76.3		80.2	72.3
		Mean	69.8		
		Maximum	80.1		
		Minimum	57.5		

Summary of Noise Monitoring Results during 07:00 - 19:00 at LFT_M5	
	Leq (30mins)
Mean	70.6
Maximum	88.0
Minimum	51.2

Note:
1. The Leq (5mins) values within the time slots that do not have six consecutive Leq (5mins) values are not included in calculation of Leq (30mins).
2. Short periods of data gaps in tables are due to suspension of monitoring during replacement of batteries for the sound level meter.

Appendix 3-23 Baseline Noise Monitoring Data – 19:00 - 23:00 at LFT_M5

Station: LFT_M5

Date	Start Time	Leq (5mins)	Leq (15mins)	Leq (30mins)	L10 (5mins)	L90 (5mins)
11/1/2024	19:04	77.6	73.6	72.4	81.4	73.8
11/1/2024	19:09	68.5			72.3	64.4
11/1/2024	19:14	65.8			69.9	61.7
11/1/2024	19:19	65.5	70.7		69.5	61.9
11/1/2024	19:24	69.8			74.1	65.6
11/1/2024	19:29	73.4			76.9	69.4
11/1/2024	19:34	73.0	72.3	73.3	76.5	69.3
11/1/2024	19:39	71.9			76.1	67.8
11/1/2024	19:44	71.9			76.0	68.1
11/1/2024	19:49	72.1	74.1		75.8	68.2
11/1/2024	19:54	74.2			78.4	70.0
11/1/2024	19:59	75.4			79.1	71.4
11/1/2024	20:04	71.4	68.7	66.7	75.4	67.9
11/1/2024	20:09	67.9			71.4	63.9
11/1/2024	20:14	63.2			67.0	58.9
11/1/2024	20:19	62.2	63.0		65.8	57.9
11/1/2024	20:24	62.0			65.1	58.3
11/1/2024	20:29	64.5			68.1	60.6
11/1/2024	20:34	66.1	62.9	61.1	69.8	62.2
11/1/2024	20:39	60.1			64.0	56.5
11/1/2024	20:44	58.7			61.8	55.1
11/1/2024	20:49	58.1	58.2		61.2	54.4
11/1/2024	20:54	57.5			60.6	53.9
11/1/2024	20:59	58.9			62.8	55.2
11/1/2024	21:04	63.0	65.6	63.8	66.6	59.8
11/1/2024	21:09	67.4			71.1	63.7
11/1/2024	21:14	65.2			68.4	61.3
11/1/2024	21:19	62.1	60.8		65.5	58.7
11/1/2024	21:24	60.3			63.8	56.8
11/1/2024	21:29	59.8			63.2	56.0
11/1/2024	21:34	62.4	61.2	59.1	65.2	59.6
11/1/2024	21:39	61.0			63.8	58.2
11/1/2024	21:44	59.7			62.3	56.6
11/1/2024	21:49	56.2	54.8		58.5	53.6
11/1/2024	21:54	54.6			57.7	52.1
11/1/2024	21:59	53.2			55.9	50.3
11/1/2024	22:04	52.9	53.0	51.8	55.7	49.8
11/1/2024	22:09	54.5			57.1	51.4
11/1/2024	22:14	50.9			53.6	48.5
11/1/2024	22:19	48.8	50.2		50.7	46.2
11/1/2024	22:24	49.3			51.8	47.4
11/1/2024	22:29	51.8			54.0	49.4
11/1/2024	22:34	50.0	49.9	49.6	52.6	47.6
11/1/2024	22:39	49.3			51.7	46.9
11/1/2024	22:44	50.3			52.2	48.2
11/1/2024	22:49	48.4	49.4		50.3	46.3
11/1/2024	22:54	51.0			53.2	48.7
11/1/2024	22:59	48.1			50.4	45.5
		Mean	61.8	62.2		
		Maximum	74.1	73.3		
		Minimum	49.4	49.6		

Date	Start Time	Leq (5mins)	Leq (15mins)	Leq (30mins)	L10 (5mins)	L90 (5mins)
12/1/2024	19:04	54.4	58.6	68.1	58.7	53.6
12/1/2024	19:09	57.0			60.7	55.8
12/1/2024	19:14	61.4			65.3	60.1
12/1/2024	19:19	67.4	70.8		71.6	66.5
12/1/2024	19:24	74.0			78.2	73.3
12/1/2024	19:29	67.6			71.6	66.8
12/1/2024	19:34	65.4	76.5	75.3	69.4	64.5
12/1/2024	19:39	73.7			77.8	72.7
12/1/2024	19:44	80.3			84.2	79.3
12/1/2024	19:49	77.8	73.6		81.3	74.0
12/1/2024	19:54	67.6			71.9	65.0
12/1/2024	19:59	63.4			67.7	62.4
12/1/2024	20:04	62.2	59.3	58.3	65.9	60.8
12/1/2024	20:09	57.0			60.5	55.2
12/1/2024	20:14	55.7			59.4	52.8
12/1/2024	20:19	58.4	57.0		61.9	57.2
12/1/2024	20:24	57.0			60.2	54.1
12/1/2024	20:29	55.1			58.9	51.6
12/1/2024	20:34	55.1	58.5	69.7	58.8	52.1
12/1/2024	20:39	56.2			60.0	55.3
12/1/2024	20:44	61.3			64.4	59.6
12/1/2024	20:49	65.3	72.6		68.5	63.9
12/1/2024	20:54	73.8			77.0	72.2
12/1/2024	20:59	74.2			77.7	73.4
12/1/2024	21:04	72.2	71.6	71.7	75.6	71.1
12/1/2024	21:09	70.1			73.6	67.5
12/1/2024	21:14	72.4			76.2	69.8
12/1/2024	21:19	74.2	71.8		78.1	73.2
12/1/2024	21:24	70.9			74.6	68.3
12/1/2024	21:29	68.6			72.5	66.7
12/1/2024	21:34	66.0	62.6	60.0	68.8	64.2
12/1/2024	21:39	60.0			63.1	57.7
12/1/2024	21:44	57.5			59.9	56.4
12/1/2024	21:49	52.1	52.1		55.2	51.1
12/1/2024	21:54	52.3			55.0	50.6
12/1/2024	21:59	52.0			54.9	49.6
12/1/2024	22:04	52.7	53.3	52.5	55.5	50.9
12/1/2024	22:09	53.3			55.6	52.2
12/1/2024	22:14	53.9			56.2	51.9
12/1/2024	22:19	50.3	51.4		52.5	49.0
12/1/2024	22:24	48.2			50.7	46.8
12/1/2024	22:29	53.9			56.0	51.7
12/1/2024	22:34	52.9	51.7	50.7	55.1	51.1
12/1/2024	22:39	51.4			53.5	50.3
12/1/2024	22:44	50.4			52.4	49.3
12/1/2024	22:49	49.9	49.4		52.1	47.2
12/1/2024	22:54	49.6			51.8	47.6
12/1/2024	22:59	48.6			51.2	47.0
		48.8	61.9	63.3		
		49.7	76.5	75.3		
		Minimum	49.4	50.7		

Date	Start Time	Leq (5mins)	Leq (15mins)	Leq (30mins)	L10 (5mins)	L90 (5mins)
13/1/2024	19:04	70.6	71.8	80.1	74.7	66.2
13/1/2024	19:09	71.9			76.5	67.7
13/1/2024	19:14	72.7			77.0	68.3
13/1/2024	19:19	78.5	82.8		83.2	74.4
13/1/2024	19:24	85.6			90.0	81.0
13/1/2024	19:29	81.2			85.4	77.3
13/1/2024	19:34	74.8	74.6	73.3	79.5	70.3
13/1/2024	19:39	72.5			77.1	68.1
13/1/2024	19:44	75.7			79.6	71.6
13/1/2024	19:49	70.6	71.5		74.3	66.7
13/1/2024	19:54	70.9			74.6	67.2
13/1/2024	19:59	72.6			76.5	68.6
13/1/2024	20:04	72.2	70.6	72.4	75.9	68.3
13/1/2024	20:09	67.7			71.6	63.9
13/1/2024	20:14	70.7			74.6	66.8
13/1/2024	20:19	76.3	73.7		80.5	72.6
13/1/2024	20:24	71.5			75.5	67.6
13/1/2024	20:29	71.3			75.2	67.5
13/1/2024	20:34	78.3	75.3	76.0	82.2	74.3
13/1/2024	20:39	73.5			77.2	69.2
13/1/2024	20:44	71.0			74.7	66.7
13/1/2024	20:49	73.8	76.5		78.0	69.8
13/1/2024	20:54	78.1			81.6	73.9
13/1/2024	20:59	76.7			81.0	72.4
13/1/2024	21:04	70.0	66.8	64.5	73.3	66.7
13/1/2024	21:09	64.4			67.5	60.5
13/1/2024	21:14	62.2			65.9	58.8
13/1/2024	21:19	60.3	59.1		64.2	56.9
13/1/2024	21:24	58.6			62.4	54.8
13/1/2024	21:29	58.1			61.7	54.9
13/1/2024	21:34	58.2	57.8	57.9	61.8	54.8
13/1/2024	21:39	57.9			61.6	54.5
13/1/2024	21:44	57.2			61.1	53.4
13/1/2024	21:49	57.9	58.0		61.1	54.8
13/1/2024	21:54	58.8			62.7	55.1
13/1/2024	21:59	57.4			60.9	54.3
13/1/2024	22:04	55.4	54.5	54.2	58.7	52.2
13/1/2024	22:09	54.4			58.2	51.2
13/1/2024	22:14	53.5			55.9	50.7
13/1/2024	22:19	54.7	53.8		57.2	51.7
13/1/2024	22:24	54.6			57.0	51.8
13/1/2024	22:29	51.3			53.7	48.3
13/1/2024	22:34	51.7	53.8	52.8	54.7	49.4
13/1/2024	22:39	53.7			56.7	51.3
13/1/2024	22:44	55.2			58.0	52.5
13/1/2024	22:49	49.6	51.5		52.4	46.5
13/1/2024	22:54	52.7			55.7	50.1
13/1/2024	22:59	51.7			53.9	49.7
		Mean	65.8	66.4		
		Maximum	82.8	80.1		
		Minimum	51.5	52.8		

Station: LFT_M5

Date	Start Time	Leq (5mins)	Leq (15mins)	Leq (30mins)	L10 (5mins)	L90 (5mins)
14/1/2024	19:04	66.7	70.9	75.6	70.9	62.3
14/1/2024	19:09	67.4			71.9	63.3
14/1/2024	19:14	74.2			78.2	69.7
14/1/2024	19:19	79.8	77.8		84.0	75.9
14/1/2024	19:24	77.5			82.1	73.4
14/1/2024	19:29	74.8			79.0	70.3
14/1/2024	19:34	79.2	75.4	72.7	83.4	74.6
14/1/2024	19:39	71.6			75.9	67.1
14/1/2024	19:44	68.3			72.2	64.0
14/1/2024	19:49	67.4	64.6		71.2	63.4
14/1/2024	19:54	62.6			66.8	59.0
14/1/2024	19:59	61.5			65.6	57.8
14/1/2024	20:04	61.7	63.5	64.1	65.9	58.0
14/1/2024	20:09	62.5			66.4	58.4
14/1/2024	20:14	65.5			69.4	61.5
14/1/2024	20:19	65.1	64.7		68.7	60.9
14/1/2024	20:24	65.0			69.2	60.9
14/1/2024	20:29	63.8			67.8	59.5
14/1/2024	20:34	64.1	60.1	58.9	67.9	60.3
14/1/2024	20:39	55.9			60.2	51.9
14/1/2024	20:44	50.6			54.3	46.7
14/1/2024	20:49	49.2	57.3		53.0	45.0
14/1/2024	20:54	56.3			60.6	52.3
14/1/2024	20:59	60.4			64.0	56.6
14/1/2024	21:04	51.6	51.9	50.5	55.0	47.9
14/1/2024	21:09	53.1			56.5	49.2
14/1/2024	21:14	50.6			54.2	47.4
14/1/2024	21:19	49.3	48.6		52.7	45.5
14/1/2024	21:24	48.3			52.0	45.1
14/1/2024	21:29	48.2			51.7	44.4
14/1/2024	21:34	47.3	48.0	48.5	50.7	43.5
14/1/2024	21:39	47.2			50.6	43.7
14/1/2024	21:44	49.3			52.5	45.7
14/1/2024	21:49	48.7	48.9		51.9	45.2
14/1/2024	21:54	48.5			52.2	44.7
14/1/2024	21:59	49.4			52.8	45.9
14/1/2024	22:04	49.5	49.9	49.9	52.7	46.3
14/1/2024	22:09	49.8			53.6	46.2
14/1/2024	22:14	50.3			53.0	47.4
14/1/2024	22:19	50.6	49.9		52.9	48.0
14/1/2024	22:24	49.8			52.5	47.4
14/1/2024	22:29	49.0			51.7	46.0
14/1/2024	22:34	48.9	48.7	48.3	51.2	46.5
14/1/2024	22:39	48.7			51.3	46.2
14/1/2024	22:44	48.4			50.9	45.8
14/1/2024	22:49	48.3	48.0		50.7	45.9
14/1/2024	22:54	47.9			51.0	45.2
14/1/2024	22:59	47.8			50.0	45.4
		Mean	58.0	58.6		
		Maximum	77.8	75.6		
		Minimum	48.0	48.3		

Date	Start Time	Leq (5mins)	Leq (15mins)	Leq (30mins)	L10 (5mins)	L90 (5mins)
15/1/2024	19:03	67.2	67.9	70.3	71.4	62.9
15/1/2024	19:08	69.2			73.6	64.9
15/1/2024	19:13	67.0			71.3	62.9
15/1/2024	19:18	68.5	71.8		73.2	63.9
15/1/2024	19:23	71.4			75.8	67.3
15/1/2024	19:28	73.9			77.8	69.7
15/1/2024	19:33	71.4	72.4	71.1	75.6	66.9
15/1/2024	19:38	72.6			76.8	67.9
15/1/2024	19:43	73.2			77.9	69.3
15/1/2024	19:48	70.9	69.1		74.9	66.2
15/1/2024	19:53	68.1			72.2	64.1
15/1/2024	19:58	67.5			72.0	63.4
15/1/2024	20:03	68.1	66.6	64.4	72.1	63.8
15/1/2024	20:08	66.5			70.1	62.6
15/1/2024	20:13	64.4			68.4	60.1
15/1/2024	20:18	61.1	59.9		65.3	57.1
15/1/2024	20:23	60.4			64.4	56.3
15/1/2024	20:28	57.1			60.9	53.6
15/1/2024	20:33	59.9	62.1	61.0	63.5	55.9
15/1/2024	20:38	64.2			68.3	60.3
15/1/2024	20:43	61.1			64.7	56.9
15/1/2024	20:48	60.0	59.5		64.0	55.9
15/1/2024	20:53	60.5			64.1	56.8
15/1/2024	20:58	57.5			61.7	53.4
15/1/2024	21:03	54.3	52.9	52.1	58.4	50.8
15/1/2024	21:08	52.5			56.0	49.0
15/1/2024	21:13	51.4			55.1	47.5
15/1/2024	21:18	51.0	51.1		55.1	47.3
15/1/2024	21:23	51.8			56.1	47.8
15/1/2024	21:28	50.4			54.3	46.5
15/1/2024	21:33	49.7	49.1	48.6	53.5	46.0
15/1/2024	21:38	49.1			52.4	45.9
15/1/2024	21:43	48.4			51.5	45.3
15/1/2024	21:48	47.9	48.0		51.6	44.6
15/1/2024	21:53	47.7			50.9	44.0
15/1/2024	21:58	48.5			52.2	45.1
15/1/2024	22:03	48.9	48.3	47.6	52.1	45.1
15/1/2024	22:08	48.1			51.4	44.4
15/1/2024	22:13	47.8			51.2	44.3
15/1/2024	22:18	46.8	46.8		49.9	43.1
15/1/2024	22:23	46.9			50.0	43.3
15/1/2024	22:28	46.8			50.1	43.4
15/1/2024	22:33	47.1	47.3	47.3	50.7	43.7
15/1/2024	22:38	47.2			50.3	44.1
15/1/2024	22:43	47.5			49.9	44.6
15/1/2024	22:48	47.5	47.2		50.0	44.6
15/1/2024	22:53	47.3			49.6	44.9
15/1/2024	22:58	46.9			49.7	43.8
		Mean	57.5	57.8		
		Maximum	72.4	71.1		
		Minimum	46.8	47.3		

Date	Start Time	Leq (5mins)	Leq (15mins)	Leq (30mins)	L10 (5mins)	L90 (5mins)
16/1/2024	19:03	72.4	79.0	77.7	76.4	67.8
16/1/2024	19:08	81.3			85.2	77.1
16/1/2024	19:13	79.3			83.5	74.9
16/1/2024	19:18	78.4	76.0		82.8	73.7
16/1/2024	19:23	75.8			80.5	71.8
16/1/2024	19:28	70.9			75.2	67.0
16/1/2024	19:33	72.2	75.2	72.6	76.8	67.5
16/1/2024	19:38	75.8			79.8	71.6
16/1/2024	19:43	76.6			80.6	72.6
16/1/2024	19:48	68.3	65.3		72.6	63.7
16/1/2024	19:53	63.5			67.4	59.0
16/1/2024	19:58	61.0			64.9	56.3
16/1/2024	20:03	59.6	60.3	60.0	64.0	55.6
16/1/2024	20:08	60.2			64.5	56.7
16/1/2024	20:13	61.0			64.7	56.8
16/1/2024	20:18	61.1	59.6		65.3	56.8
16/1/2024	20:23	58.7			62.5	54.4
16/1/2024	20:28	58.6			62.4	54.5
16/1/2024	20:33	59.0	58.6	59.8	63.2	55.4
16/1/2024	20:38	59.2			63.2	54.9
16/1/2024	20:43	57.3			61.1	53.0
16/1/2024	20:48	58.9	60.7		62.8	55.4
16/1/2024	20:53	60.7			64.7	56.4
16/1/2024	20:58	62.1			66.1	58.4
16/1/2024	21:03	50.1	50.1	51.2	53.8	46.3
16/1/2024	21:08	49.7			53.6	45.6
16/1/2024	21:13	50.6			54.8	46.4
16/1/2024	21:18	51.5	52.0		55.8	47.2
16/1/2024	21:23	51.5			55.6	47.9
16/1/2024	21:28	53.0			56.2	49.6
16/1/2024	21:33	51.7	51.2	50.9	55.6	48.1
16/1/2024	21:38	51.1			54.3	47.4
16/1/2024	21:43	50.6			54.4	47.2
16/1/2024	21:48	48.5	50.5		51.6	44.6
16/1/2024	21:53	50.0			53.7	46.6
16/1/2024	21:58	52.3			55.4	48.6
16/1/2024	22:03	52.0	50.1	49.6	55.8	48.1
16/1/2024	22:08	48.7			52.2	45.4
16/1/2024	22:13	48.6			52.4	45.2
16/1/2024	22:18	49.1	49.2		52.9	45.4
16/1/2024	22:23	49.2			52.7	46.0
16/1/2024	22:28	49.2			52.4	45.9
16/1/2024	22:33	49.2	48.7	48.3	52.8	45.6
16/1/2024	22:38	48.6			51.3	46.1
16/1/2024	22:43	48.2			51.2	45.1
16/1/2024	22:48	48.3	47.8		51.0	46.0
16/1/2024	22:53	47.6			50.7	45.1
16/1/2024	22:58	47.4			50.4	44.4
		Mean	58.4	58.8		
		Maximum	79.0	77.7		
		Minimum	47.8	48.3		

Station: LFT_M5

Date	Start Time	Leq (5mins)	Leq (15mins)	Leq (30mins)	L10 (5mins)	L90 (5mins)
17/1/2024	19:00	74.8	71.3	68.5	79.0	70.5
17/1/2024	19:05	69.0			72.7	65.2
17/1/2024	19:10	64.3			67.8	60.2
17/1/2024	19:15	58.2	56.9		61.7	54.5
17/1/2024	19:20	56.7			60.2	53.0
17/1/2024	19:25	55.6			59.6	51.3
17/1/2024	19:30	54.7	53.9	52.1	58.2	50.8
17/1/2024	19:35	53.5			57.1	49.2
17/1/2024	19:40	53.4			57.0	49.8
17/1/2024	19:45	49.8	49.1		53.9	46.3
17/1/2024	19:50	48.8			53.0	44.8
17/1/2024	19:55	48.5			51.6	45.4
17/1/2024	20:00	48.6	48.4	51.5	52.5	45.0
17/1/2024	20:05	48.3			51.6	44.5
17/1/2024	20:10	48.2			52.1	45.1
17/1/2024	20:15	49.5	53.3		52.7	45.9
17/1/2024	20:20	51.9			55.6	48.2
17/1/2024	20:25	56.0			59.4	52.6
17/1/2024	20:30	59.4	62.5	75.8	62.8	55.7
17/1/2024	20:35	61.3			64.6	57.4
17/1/2024	20:40	65.0			68.8	61.6
17/1/2024	20:45	68.7	78.8		72.1	65.5
17/1/2024	20:50	74.5			78.2	70.6
17/1/2024	20:55	82.8			86.6	79.0
17/1/2024	21:00	76.0	71.8	69.0	79.4	72.4
17/1/2024	21:05	65.7			68.5	63.1
17/1/2024	21:10	61.7			64.2	59.0
17/1/2024	21:15	61.9	59.6		64.9	58.9
17/1/2024	21:20	59.0			62.1	56.6
17/1/2024	21:25	56.3			58.8	53.3
17/1/2024	21:30	54.4	54.4	53.7	56.8	52.0
17/1/2024	21:35	54.8			57.4	52.5
17/1/2024	21:40	54.2			56.9	51.1
17/1/2024	21:45	52.1	52.9		54.8	49.8
17/1/2024	21:50	52.5			55.1	50.5
17/1/2024	21:55	53.8			56.0	51.3
17/1/2024	22:00	53.9	54.0	57.5	56.3	51.6
17/1/2024	22:05	53.6			55.9	51.6
17/1/2024	22:10	54.6			56.9	52.1
17/1/2024	22:15	56.3	59.4		58.4	54.0
17/1/2024	22:20	57.9			60.4	56.0
17/1/2024	22:25	62.0			64.0	59.6
17/1/2024	22:30	68.2	69.6	68.4	70.8	66.2
17/1/2024	22:35	70.6			72.5	68.7
17/1/2024	22:40	69.7			71.6	67.5
17/1/2024	22:45	68.1	66.7		70.5	66.1
17/1/2024	22:50	66.6			68.1	64.9
17/1/2024	22:55	64.9			66.7	62.8
		Mean	60.2	62.1		
		Maximum	78.8	75.8		
		Minimum	48.4	51.5		

Date	Start Time	Leq (5mins)	Leq (15mins)	Leq (30mins)	L10 (5mins)	L90 (5mins)
18/1/2024	19:00	65.4	63.9	69.2	69.3	61.4
18/1/2024	19:05	63.5			67.1	60.0
18/1/2024	19:10	62.1			65.8	57.9
18/1/2024	19:15	61.8	71.5		66.1	57.6
18/1/2024	19:20	68.1			72.3	64.2
18/1/2024	19:25	75.4			79.1	71.9
18/1/2024	19:30	76.9	73.3	73.1	80.4	73.1
18/1/2024	19:35	70.2			74.1	66.4
18/1/2024	19:40	66.5			70.1	62.9
18/1/2024	19:45	67.7	73.0		71.9	63.9
18/1/2024	19:50	74.3			77.8	70.4
18/1/2024	19:55	74.3			77.9	70.9
18/1/2024	20:00	69.2	66.5	64.1	73.0	66.1
18/1/2024	20:05	65.8			68.9	62.5
18/1/2024	20:10	61.1			64.4	57.2
18/1/2024	20:15	58.7	58.7		62.3	55.4
18/1/2024	20:20	58.7			61.9	55.0
18/1/2024	20:25	58.7			61.8	54.8
18/1/2024	20:30	58.4	55.5	65.7	62.0	55.1
18/1/2024	20:35	51.4			55.1	48.0
18/1/2024	20:40	53.8			57.1	50.7
18/1/2024	20:45	57.8	68.4		61.6	53.9
18/1/2024	20:50	72.4			76.1	68.6
18/1/2024	20:55	64.9			68.3	61.2
18/1/2024	21:00	62.8	62.1	61.7	66.0	59.5
18/1/2024	21:05	62.7			65.5	60.4
18/1/2024	21:10	60.5			63.4	57.9
18/1/2024	21:15	60.4	61.3		63.0	57.8
18/1/2024	21:20	62.3			65.1	59.3
18/1/2024	21:25	60.8			63.1	57.8
18/1/2024	21:30	59.5	60.2	58.7	61.9	56.9
18/1/2024	21:35	60.6			63.3	58.3
18/1/2024	21:40	60.3			63.1	58.0
18/1/2024	21:45	58.4	56.6		60.8	55.5
18/1/2024	21:50	56.0			58.4	53.7
18/1/2024	21:55	54.3			56.9	52.2
18/1/2024	22:00	55.3	54.6	53.4	57.5	53.4
18/1/2024	22:05	55.2			57.7	53.3
18/1/2024	22:10	53.1			55.2	50.6
18/1/2024	22:15	52.1	51.5		54.7	50.0
18/1/2024	22:20	51.6			53.7	49.7
18/1/2024	22:25	50.8			53.0	48.7
18/1/2024	22:30	51.2	54.4	62.9	53.8	49.0
18/1/2024	22:35	53.6			55.6	51.1
18/1/2024	22:40	56.8			59.1	54.6
18/1/2024	22:45	61.5	65.6		63.5	59.6
18/1/2024	22:50	65.9			67.9	64.2
18/1/2024	22:55	67.5			69.4	65.5
		Mean	62.3	63.6		
		Maximum	73.3	73.1		
		Minimum	51.5	53.4		

Date	Start Time	Leq (5mins)	Leq (15mins)	Leq (30mins)	L10 (5mins)	L90 (5mins)
19/1/2024	19:03	66.8	80.0	79.2	71.0	63.1
19/1/2024	19:08	73.2			77.3	69.0
19/1/2024	19:13	84.4			88.1	80.6
19/1/2024	19:18	82.5	78.3		86.8	78.5
19/1/2024	19:23	71.9			75.9	67.8
19/1/2024	19:28	68.0			72.3	64.4
19/1/2024	19:33	69.6	71.0	69.2	73.7	65.7
19/1/2024	19:38	72.1			75.9	67.8
19/1/2024	19:43	70.9			74.7	67.2
19/1/2024	19:48	67.9	66.0		71.8	64.0
19/1/2024	19:53	65.6			69.8	61.8
19/1/2024	19:58	63.1			66.6	59.0
19/1/2024	20:03	66.3	76.0	73.8	70.5	62.2
19/1/2024	20:08	76.8			80.6	72.6
19/1/2024	20:13	78.3			81.9	74.3
19/1/2024	20:18	71.1	68.7		74.4	67.3
19/1/2024	20:23	69.4			73.1	66.2
19/1/2024	20:28	60.0			63.9	56.4
19/1/2024	20:33	57.6	56.8	55.9	61.3	53.8
19/1/2024	20:38	57.2			60.6	53.9
19/1/2024	20:43	55.4			58.9	51.7
19/1/2024	20:48	55.0	54.8		58.8	51.3
19/1/2024	20:53	54.5			57.9	50.9
19/1/2024	20:58	54.9			58.0	51.0
19/1/2024	21:03	53.6	53.9	53.5	56.8	49.9
19/1/2024	21:08	54.3			58.0	50.8
19/1/2024	21:13	53.7			56.9	50.1
19/1/2024	21:18	52.8	53.0		56.4	49.3
19/1/2024	21:23	52.6			55.9	48.7
19/1/2024	21:28	53.6			56.6	51.1
19/1/2024	21:33	54.9	56.6	59.5	57.5	52.1
19/1/2024	21:38	56.5			59.3	53.4
19/1/2024	21:43	58.0			61.0	55.6
19/1/2024	21:48	60.1	61.2		62.4	57.2
19/1/2024	21:53	62.2			64.7	59.4
19/1/2024	21:58	61.2			62.6	57.5
19/1/2024	22:03	57.3	54.5	52.2	59.8	55.1
19/1/2024	22:08	53.2			55.0	51.7
19/1/2024	22:13	50.2			53.2	48.2
19/1/2024	22:18	47.0	46.9		49.3	45.0
19/1/2024	22:23	46.7			48.8	44.8
19/1/2024	22:28	47.1			49.2	44.8
19/1/2024	22:33	46.8	46.8	46.9	48.9	44.5
19/1/2024	22:38	46.7			49.2	44.2
19/1/2024	22:43	46.8			48.9	44.7
19/1/2024	22:48	47.0	47.1		49.1	45.1
19/1/2024	22:53	46.9			48.9	44.5
19/1/2024	22:58	47.3			49.2	44.7
		Mean	60.7	61.3		
		Maximum	80.0	79.2		
		Minimum	46.8	46.9		

Station: LFT_M5

Date	Start Time	Leq (5mins)	Leq (15mins)	Leq (30mins)	L10 (5mins)	L90 (5mins)
20/1/2024	19:03	75.6	75.5	76.6	79.5	71.5
20/1/2024	19:08	76.7			80.6	73.0
20/1/2024	19:13	73.8			77.9	70.0
20/1/2024	19:18	79.9	77.4		84.2	76.4
20/1/2024	19:23	76.5			80.1	72.2
20/1/2024	19:28	73.8			77.6	69.7
20/1/2024	19:33	73.9	75.9	73.7	77.5	70.1
20/1/2024	19:38	76.0			79.5	72.3
20/1/2024	19:43	77.2			81.0	73.4
20/1/2024	19:48	71.0	69.0		74.8	67.0
20/1/2024	19:53	68.4			72.7	64.7
20/1/2024	19:58	66.0			69.7	62.3
20/1/2024	20:03	64.2	65.4	69.2	68.3	60.5
20/1/2024	20:08	63.9			67.6	59.9
20/1/2024	20:13	67.2			70.7	63.1
20/1/2024	20:18	72.4	71.2		75.7	68.7
20/1/2024	20:23	63.9			67.7	60.7
20/1/2024	20:28	72.8			76.3	69.1
20/1/2024	20:33	66.8	64.8	65.5	70.0	63.0
20/1/2024	20:38	64.4			67.5	61.3
20/1/2024	20:43	62.0			65.3	58.3
20/1/2024	20:48	63.2	66.1		66.5	60.0
20/1/2024	20:53	65.9			69.3	62.2
20/1/2024	20:58	67.9			71.1	64.5
20/1/2024	21:03	64.1	61.7	59.9	68.0	60.5
20/1/2024	21:08	61.0			64.5	57.2
20/1/2024	21:13	58.1			61.6	54.9
20/1/2024	21:18	55.9	56.5		59.2	52.6
20/1/2024	21:23	56.5			60.2	53.3
20/1/2024	21:28	57.0			59.5	54.7
20/1/2024	21:33	57.5	58.9	57.0	60.6	54.9
20/1/2024	21:38	59.2			62.1	56.6
20/1/2024	21:43	59.7			62.1	56.8
20/1/2024	21:48	56.1	53.8		58.6	53.3
20/1/2024	21:53	52.6			55.6	50.3
20/1/2024	21:58	51.2			53.9	48.5
20/1/2024	22:03	50.4	50.8	52.3	53.5	47.4
20/1/2024	22:08	50.2			53.0	47.1
20/1/2024	22:13	51.5			53.7	49.0
20/1/2024	22:18	52.5	53.4		55.1	49.9
20/1/2024	22:23	53.4			55.9	51.5
20/1/2024	22:28	54.2			56.4	51.6
20/1/2024	22:33	54.5	55.4	56.2	56.4	52.2
20/1/2024	22:38	55.1			57.1	52.5
20/1/2024	22:43	56.3			58.7	53.7
20/1/2024	22:48	57.8	57.0		59.8	55.8
20/1/2024	22:53	58.0			59.9	55.8
20/1/2024	22:58	54.4			56.4	52.3
		Mean	63.3	63.8		
		Maximum	77.4	76.6		
		Minimum	50.8	52.3		

Date	Start Time	Leq (5mins)	Leq (15mins)	Leq (30mins)	L10 (5mins)	L90 (5mins)
21/1/2024	19:03	78.5	77.7	75.1	82.2	74.7
21/1/2024	19:08	76.4			79.9	72.1
21/1/2024	19:13	77.9			81.8	73.7
21/1/2024	19:18	70.0	67.6		73.8	65.8
21/1/2024	19:23	64.3			68.0	60.0
21/1/2024	19:28	66.7			70.7	62.4
21/1/2024	19:33	68.0	68.3	67.4	72.0	63.8
21/1/2024	19:38	69.8			73.6	65.8
21/1/2024	19:43	66.4			70.0	62.7
21/1/2024	19:48	64.0	66.2		67.6	60.4
21/1/2024	19:53	64.5			68.1	60.5
21/1/2024	19:58	68.5			72.6	64.3
21/1/2024	20:03	65.9	65.8	64.9	70.2	61.9
21/1/2024	20:08	64.8			69.1	61.2
21/1/2024	20:13	66.6			70.8	62.8
21/1/2024	20:18	65.8	63.7		69.6	62.0
21/1/2024	20:23	62.3			65.4	58.9
21/1/2024	20:28	61.7			65.1	57.9
21/1/2024	20:33	61.8	61.7	61.4	65.1	58.2
21/1/2024	20:38	61.7			65.2	58.4
21/1/2024	20:43	61.7			65.5	58.6
21/1/2024	20:48	64.2	61.0		68.1	60.8
21/1/2024	20:53	58.5			61.6	55.2
21/1/2024	20:58	56.3			60.2	53.0
21/1/2024	21:03	55.2	55.5	55.1	58.6	51.4
21/1/2024	21:08	56.1			59.9	52.3
21/1/2024	21:13	55.0			58.6	51.2
21/1/2024	21:18	53.7	54.6		57.5	50.2
21/1/2024	21:23	56.3			60.2	52.9
21/1/2024	21:28	53.3			55.9	50.6
21/1/2024	21:33	53.2	52.8	52.0	55.6	50.4
21/1/2024	21:38	52.4			55.2	50.1
21/1/2024	21:43	52.9			55.3	50.0
21/1/2024	21:48	51.9	51.0		54.3	49.3
21/1/2024	21:53	50.4			53.0	47.7
21/1/2024	21:58	50.7			53.6	48.1
21/1/2024	22:03	50.1	50.1	50.6	52.5	47.1
21/1/2024	22:08	49.3			52.4	46.4
21/1/2024	22:13	50.9			53.1	48.7
21/1/2024	22:18	53.4	51.0		55.5	51.4
21/1/2024	22:23	49.0			51.0	46.9
21/1/2024	22:28	48.8			50.9	46.8
21/1/2024	22:33	49.5	50.3	51.1	52.1	47.5
21/1/2024	22:38	48.5			51.0	46.6
21/1/2024	22:43	52.0			54.1	49.7
21/1/2024	22:48	55.1	51.9		57.3	53.0
21/1/2024	22:53	48.4			50.7	46.0
21/1/2024	22:58	48.1			50.1	45.9
		Mean	59.3	59.7		
		Maximum	77.7	75.1		
		Minimum	50.1	50.6		

Date	Start Time	Leq (5mins)	Leq (15mins)	Leq (30mins)	L10 (5mins)	L90 (5mins)
22/1/2024	19:04	71.7	72.9	72.0	76.0	67.4
22/1/2024	19:09	73.6			77.7	70.0
22/1/2024	19:14	73.2			76.7	69.1
22/1/2024	19:19	69.8	70.8		73.7	66.2
22/1/2024	19:24	69.6			73.9	65.5
22/1/2024	19:29	72.5			76.1	68.6
22/1/2024	19:34	71.9	69.4	69.0	75.4	68.2
22/1/2024	19:39	68.2			72.3	64.7
22/1/2024	19:44	65.9			69.7	61.7
22/1/2024	19:49	63.2	68.7		67.5	59.7
22/1/2024	19:54	62.3			66.5	58.0
22/1/2024	19:59	72.6			76.5	68.6
22/1/2024	20:04	70.8	68.9	67.0	75.0	66.7
22/1/2024	20:09	69.8			73.0	66.3
22/1/2024	20:14	62.9			66.0	59.7
22/1/2024	20:19	64.1	63.6		67.5	60.9
22/1/2024	20:24	63.6			67.4	60.0
22/1/2024	20:29	62.9			66.3	59.3
22/1/2024	20:34	63.7	62.9	61.1	67.6	60.6
22/1/2024	20:39	63.9			67.7	60.6
22/1/2024	20:44	60.4			64.1	56.7
22/1/2024	20:49	59.1	58.0		62.4	55.7
22/1/2024	20:54	58.4			61.6	54.8
22/1/2024	20:59	55.8			59.0	52.1
22/1/2024	21:04	53.9	53.8	54.6	57.6	50.1
22/1/2024	21:09	53.2			56.5	49.5
22/1/2024	21:14	54.1			58.0	50.5
22/1/2024	21:19	55.0	55.3		57.9	52.1
22/1/2024	21:24	55.7			58.1	52.7
22/1/2024	21:29	55.2			58.3	52.2
22/1/2024	21:34	55.8	55.3	54.9	58.6	52.8
22/1/2024	21:39	55.2			57.6	52.5
22/1/2024	21:44	54.8			57.4	51.8
22/1/2024	21:49	54.7	54.5		57.2	51.9
22/1/2024	21:54	54.3			57.4	51.7
22/1/2024	21:59	54.6			57.0	51.9
22/1/2024	22:04	54.7	55.1	55.5	57.3	52.1
22/1/2024	22:09	54.8			57.3	52.5
22/1/2024	22:14	55.8			57.7	53.9
22/1/2024	22:19	55.7	55.9		57.9	53.1
22/1/2024	22:24	55.4			57.9	53.5
22/1/2024	22:29	56.5			58.9	54.6
22/1/2024	22:34	54.7	53.2	52.3	56.9	52.4
22/1/2024	22:39	52.8			54.8	50.5
22/1/2024	22:44	51.5			54.1	48.9
22/1/2024	22:49	51.9	51.0		53.9	49.8
22/1/2024	22:54	51.6			54.2	49.3
22/1/2024	22:59	49.1			51.4	46.8
		Mean	60.6	60.8		
		Maximum	72.9	72.0		
		Minimum	51.0	52.3		

Station: LFT_M5

Date	Start Time	Leq (5mins)	Leq (15mins)	Leq (30mins)	L10 (5mins)	L90 (5mins)
23/1/2024	19:04	70.5	70.9	70.2	74.7	66.8
23/1/2024	19:09	72.0			76.2	68.3
23/1/2024	19:14	69.8			74.0	66.0
23/1/2024	19:19	71.6	69.4		75.1	68.0
23/1/2024	19:24	68.4			72.2	64.6
23/1/2024	19:29	66.7			70.4	62.4
23/1/2024	19:34	70.7	71.6	71.0	74.7	66.9
23/1/2024	19:39	71.9			75.6	67.7
23/1/2024	19:44	72.3			76.4	68.8
23/1/2024	19:49	68.2	70.4		72.2	63.9
23/1/2024	19:54	69.7			74.0	65.5
23/1/2024	19:59	72.2			76.4	67.9
23/1/2024	20:04	71.8	70.3	70.8	75.4	68.0
23/1/2024	20:09	65.6			69.1	62.5
23/1/2024	20:14	71.2			75.0	67.3
23/1/2024	20:19	75.6	71.2		79.1	72.5
23/1/2024	20:24	61.6			65.0	57.8
23/1/2024	20:29	62.8			66.4	59.5
23/1/2024	20:34	69.6	73.2	74.5	73.5	66.0
23/1/2024	20:39	75.6			79.4	71.9
23/1/2024	20:44	72.3			75.7	68.7
23/1/2024	20:49	69.7	75.5		73.6	66.3
23/1/2024	20:54	75.0			78.1	71.5
23/1/2024	20:59	78.1			81.7	74.7
23/1/2024	21:04	70.0	72.3	70.7	73.6	66.1
23/1/2024	21:09	72.2			76.0	68.8
23/1/2024	21:14	73.8			77.5	70.5
23/1/2024	21:19	71.0	68.2		73.5	68.2
23/1/2024	21:24	66.9			69.5	64.1
23/1/2024	21:29	63.3			66.4	60.8
23/1/2024	21:34	58.7	58.0	57.1	61.0	55.7
23/1/2024	21:39	57.8			60.7	54.7
23/1/2024	21:44	57.4			60.5	54.7
23/1/2024	21:49	56.2	56.1		59.3	53.3
23/1/2024	21:54	56.0			58.8	52.9
23/1/2024	21:59	56.0			59.1	53.3
23/1/2024	22:04	59.6	63.8	69.9	62.0	57.5
23/1/2024	22:09	61.9			64.2	59.7
23/1/2024	22:14	66.8			69.1	64.2
23/1/2024	22:19	73.0	72.3		75.5	70.5
23/1/2024	22:24	73.6			75.9	71.0
23/1/2024	22:29	69.5			71.5	67.0
23/1/2024	22:34	66.0	63.3	61.2	68.5	63.6
23/1/2024	22:39	61.7			64.1	59.8
23/1/2024	22:44	59.9			62.1	57.6
23/1/2024	22:49	57.5	56.8		59.6	55.4
23/1/2024	22:54	56.0			58.0	54.0
23/1/2024	22:59	56.8			59.2	54.4
		Mean	67.7	68.2		
		Maximum	75.5	74.5		
		Minimum	56.1	57.1		

Date	Start Time	Leq (5mins)	Leq (15mins)	Leq (30mins)	L10 (5mins)	L90 (5mins)
24/1/2024	19:03	77.5	75.0	74.2	80.9	74.2
24/1/2024	19:08	73.2			77.0	69.6
24/1/2024	19:13	72.4			76.1	68.7
24/1/2024	19:18	76.8	73.2		80.7	73.7
24/1/2024	19:23	70.5			73.9	67.3
24/1/2024	19:28	66.1			69.5	62.3
24/1/2024	19:33	63.8	75.0	73.1	67.1	60.0
24/1/2024	19:38	78.8			82.1	75.4
24/1/2024	19:43	72.4			75.7	69.2
24/1/2024	19:48	68.1	69.7		71.4	65.0
24/1/2024	19:53	66.9			70.1	63.4
24/1/2024	19:58	72.2			75.5	68.8
24/1/2024	20:03	82.7	79.5	76.7	86.2	79.2
24/1/2024	20:08	78.6			82.4	75.3
24/1/2024	20:13	71.0			74.1	68.1
24/1/2024	20:18	67.7	66.0		70.0	65.2
24/1/2024	20:23	65.0			67.5	62.2
24/1/2024	20:28	64.9			67.9	62.1
24/1/2024	20:33	60.1	58.8	58.5	63.0	57.0
24/1/2024	20:38	58.1			60.5	55.8
24/1/2024	20:43	57.9			60.2	55.4
24/1/2024	20:48	58.7	58.1		61.6	56.4
24/1/2024	20:53	58.3			61.1	55.5
24/1/2024	20:58	57.3			59.5	55.4
24/1/2024	21:03	56.0	55.1	53.9	58.4	53.5
24/1/2024	21:08	54.4			56.5	51.9
24/1/2024	21:13	54.8			56.9	52.6
24/1/2024	21:18	53.2	52.3		55.4	51.2
24/1/2024	21:23	52.0			54.4	49.5
24/1/2024	21:28	51.5			54.0	49.0
24/1/2024	21:33	50.8	50.1	49.3	52.7	48.7
24/1/2024	21:38	49.9			52.2	48.0
24/1/2024	21:43	49.7			52.2	47.3
24/1/2024	21:48	48.2	48.3		50.6	46.1
0/1/1900	21:53	48.3			50.9	46.1
24/1/2024	21:58	48.3			50.1	46.5
24/1/2024	22:03	48.0	48.2	48.1	49.6	45.8
24/1/2024	22:08	48.3			49.8	46.4
24/1/2024	22:13	48.4			49.9	46.6
24/1/2024	22:18	47.8	47.9		49.2	45.8
24/1/2024	22:23	48.1			49.5	46.3
24/1/2024	22:28	47.9			49.6	46.2
24/1/2024	22:33	47.8	49.3	48.6	49.5	45.6
24/1/2024	22:38	51.2			52.6	49.2
24/1/2024	22:43	47.8			50.0	46.2
24/1/2024	22:48	47.8	47.8		49.6	46.3
24/1/2024	22:53	47.7			49.8	45.5
24/1/2024	22:58	47.8			49.3	46.0
		Mean	59.6	60.3		
		Maximum	79.5	76.7		
		Minimum	47.8	48.1		

Summary of Noise Monitoring Results during 19:00 - 23:00 at LFT_M5		
	Leq (15mins)	**Leq (30mins)**
Mean	61.2	61.9
Maximum	82.8	80.1
Minimum	46.8	46.9

Appendix 3-24 Baseline Noise Monitoring Data – 23:00 - 07:00 on the next day at LFT_M5

Station: LFT_M5

Date	Start Time	Leq (5mins)	Leq (15mins)	Leq (30mins)	L10 (5mins)	L90 (5mins)
11/1/2024	23:04	50.8	49.2	49.8	53.4	48.2
11/1/2024	23:09	48.3			50.5	46.0
11/1/2024	23:14	47.9			49.9	45.3
11/1/2024	23:19	48.1	50.3		49.5	46.5
11/1/2024	23:24	52.6			54.1	50.8
11/1/2024	23:29	48.6			50.8	46.9
11/1/2024	23:34	50.1	51.9	51.3	51.9	48.5
11/1/2024	23:39	50.6			52.3	48.4
11/1/2024	23:44	53.9			55.3	52.4
11/1/2024	23:49	50.6	50.7		52.0	48.7
11/1/2024	23:54	51.7			53.8	49.7
11/1/2024	23:59	49.7			51.7	48.2
		Mean	50.5	50.5		
		Maximum	51.9	51.3		
		Minimum	49.2	49.8		

Date	Start Time	Leq (5mins)	Leq (15mins)	Leq (30mins)	L10 (5mins)	L90 (5mins)
12/1/2024	0:04	48.6	48.2	48.0	50.1	46.6
12/1/2024	0:09	48.2			50.2	53.4
12/1/2024	0:14	47.7			49.8	52.9
12/1/2024	0:19	47.8	47.8		49.2	53.1
12/1/2024	0:24	47.9			49.4	51.9
12/1/2024	0:29	47.7			49.5	50.5
12/1/2024	0:34	47.5	47.7	47.9	49.5	51.7
12/1/2024	0:39	47.8			49.3	52.8
12/1/2024	0:44	47.8			49.8	50.7
12/1/2024	0:49	47.9	48.2		49.5	51.5
12/1/2024	0:54	48.0			49.4	51.3
12/1/2024	0:59	48.5			50.2	50.0
12/1/2024	1:04	48.4	48.7	49.3	50.4	51.8
12/1/2024	1:09	48.8			50.8	52.5
12/1/2024	1:14	49.1			50.8	53.1
12/1/2024	1:19	48.9	49.7		50.3	52.8
12/1/2024	1:24	49.6			51.0	51.3
12/1/2024	1:29	50.5			52.5	53.0
12/1/2024	1:34	50.9	51.8	52.4	52.6	52.8
12/1/2024	1:39	51.2			52.5	49.9
12/1/2024	1:44	53.0			54.8	51.9
12/1/2024	1:49	52.6	52.8		54.0	53.1
12/1/2024	1:54	53.0			54.5	52.7
12/1/2024	1:59	53.0			54.4	51.7
12/1/2024	2:04	53.1	53.6	53.3	54.9	50.6
12/1/2024	2:09	53.4			54.8	53.7
12/1/2024	2:14	54.3			55.8	50.9
12/1/2024	2:19	53.3	53.0		54.6	50.7
12/1/2024	2:24	52.5			53.9	53.3
12/1/2024	2:29	53.2			54.7	50.6
12/1/2024	2:34	52.5	52.6	51.8	53.9	53.3
12/1/2024	2:39	52.7			54.4	53.4
12/1/2024	2:44	52.5			54.1	50.4
12/1/2024	2:49	51.6	51.0		53.3	52.0
12/1/2024	2:54	50.8			52.2	52.1
12/1/2024	2:59	50.4			51.9	51.8
12/1/2024	3:04	51.0	50.6	50.1	52.7	49.6
12/1/2024	3:09	50.4			52.2	52.6
12/1/2024	3:14	50.4			52.2	53.6
12/1/2024	3:19	49.7	49.5		51.5	50.3
12/1/2024	3:24	49.7			51.2	52.7
12/1/2024	3:29	49.1			50.6	52.0
12/1/2024	3:34	49.3	55.4	54.5	51.1	51.6
12/1/2024	3:39	58.8			60.4	51.9
12/1/2024	3:44	53.3			54.6	51.9
12/1/2024	3:49	55.8	53.2		57.5	52.1
12/1/2024	3:54	52.3			54.0	51.1
12/1/2024	3:59	48.7			50.2	50.5
12/1/2024	4:04	49.3	49.4	49.4	51.0	52.2
12/1/2024	4:09	49.5			51.1	51.5
12/1/2024	4:14	49.4			50.9	50.4
12/1/2024	4:19	48.9	49.3		50.5	51.3
12/1/2024	4:24	49.5			50.8	54.6
12/1/2024	4:29	49.5			51.1	51.1
12/1/2024	4:34	51.0	51.4	51.0	52.3	52.7
12/1/2024	4:39	52.9			54.2	52.6
12/1/2024	4:44	49.6			50.9	53.3
12/1/2024	4:49	49.9	50.6		51.2	53.2
12/1/2024	4:54	51.2			52.6	54.0
12/1/2024	4:59	50.7			52.2	54.0
12/1/2024	5:04	51.8	52.9	55.9	53.7	53.6
12/1/2024	5:09	53.5			55.2	53.4
12/1/2024	5:14	53.2			55.0	53.4
12/1/2024	5:19	54.3	57.7		56.1	54.2
12/1/2024	5:24	56.8			58.3	55.5
12/1/2024	5:29	60.1			61.7	52.5
12/1/2024	5:34	63.1	70.6	70.6	64.9	54.6
12/1/2024	5:39	69.5			71.4	55.2
12/1/2024	5:44	73.7			75.4	53.9
12/1/2024	5:49	73.7	70.6		75.6	58.1
12/1/2024	5:54	69.1			70.6	53.1
12/1/2024	5:59	64.7			66.3	56.1
12/1/2024	6:04	61.7	61.7	62.0	63.4	55.0
12/1/2024	6:09	62.0			63.7	57.9
12/1/2024	6:14	61.2			62.7	58.1
12/1/2024	6:19	61.4	62.3		63.2	55.7
12/1/2024	6:24	62.8			64.8	57.7
12/1/2024	6:29	62.6			65.0	56.7
12/1/2024	6:34	64.5	70.3	72.4	66.8	55.7
12/1/2024	6:39	68.3			70.2	56.6
12/1/2024	6:44	73.5			75.5	57.1
12/1/2024	6:49	76.3	73.7		78.2	57.8
12/1/2024	6:54	72.6			74.9	55.4
12/1/2024	6:59	70.3			72.7	55.9

12/1/2024	23:04	48.8	49.0	48.5	51.4	47.3
12/1/2024	23:09	49.7			51.7	46.7
12/1/2024	23:14	48.6			51.0	47.1
12/1/2024	23:19	48.5	47.8		50.6	45.9
12/1/2024	23:24	47.7			49.6	44.1
12/1/2024	23:29	47.1			49.0	44.9
12/1/2024	23:34	47.3	47.5	47.1	48.9	46.2
12/1/2024	23:39	48.1			50.1	46.5
12/1/2024	23:44	47.0			48.6	44.7
12/1/2024	23:49	47.0	46.8		48.5	45.3
12/1/2024	23:54	46.4			48.3	45.4
12/1/2024	23:59	46.9			48.7	44.9
		Mean	53.9	54.0		
		Maximum	73.7	72.4		
		Minimum	46.8	47.1		

Station: LFT_M5

Date	Start Time	Leq (5mins)	Leq (15mins)	Leq (30mins)	L10 (5mins)	L90 (5mins)
13/1/2024	0:04	47.1	46.9	46.8	48.7	45.9
13/1/2024	0:09	46.6			48.8	43.7
13/1/2024	0:14	47.0			48.6	45.7
13/1/2024	0:19	46.7	46.6		48.3	45.6
13/1/2024	0:24	46.6			48.1	45.2
13/1/2024	0:29	46.4			48.2	45.3
13/1/2024	0:34	47.0	46.9	46.8	48.5	46.1
13/1/2024	0:39	47.1			48.6	45.9
13/1/2024	0:44	46.7			48.5	45.8
13/1/2024	0:49	46.7	46.6		48.4	45.8
13/1/2024	0:54	46.4			48.1	45.1
13/1/2024	0:59	46.6			48.2	45.8
13/1/2024	1:04	47.0	46.7	46.8	48.7	46.0
13/1/2024	1:09	47.1			48.5	45.9
13/1/2024	1:14	46.0			47.8	45.3
13/1/2024	1:19	46.2	47.0		48.0	45.3
13/1/2024	1:24	47.2			48.7	46.3
13/1/2024	1:29	47.4			49.2	46.5
13/1/2024	1:34	48.5	49.4	56.3	50.0	47.4
13/1/2024	1:39	49.4			51.2	48.9
13/1/2024	1:44	50.0			51.7	49.2
13/1/2024	1:49	52.7	58.9		54.4	52.1
13/1/2024	1:54	58.2			60.0	57.6
13/1/2024	1:59	61.7			63.5	61.0
13/1/2024	2:04	70.6	71.1	68.3	71.9	69.5
13/1/2024	2:09	73.7			75.5	73.2
13/1/2024	2:14	65.3			66.9	64.4
13/1/2024	2:19	60.6	57.5		61.9	59.2
13/1/2024	2:24	55.3			56.8	54.4
13/1/2024	2:29	53.2			54.6	52.0
13/1/2024	2:34	51.2	50.0	49.4	52.7	50.3
13/1/2024	2:39	50.0			51.5	48.7
13/1/2024	2:44	48.6			50.4	48.0
13/1/2024	2:49	49.6	48.7		51.2	48.4
13/1/2024	2:54	48.8			50.4	47.9
13/1/2024	2:59	47.5			48.9	46.3
13/1/2024	3:04	47.6	47.7	48.1	49.3	46.6
13/1/2024	3:09	47.7			49.5	47.0
13/1/2024	3:14	47.9			49.5	47.1
13/1/2024	3:19	48.9	48.4		50.3	47.6
13/1/2024	3:24	47.9			49.4	46.8
13/1/2024	3:29	48.3			49.8	47.1
13/1/2024	3:34	48.1	48.1	48.0	49.5	46.9
13/1/2024	3:39	48.1			49.4	47.1
13/1/2024	3:44	48.1			49.4	46.9
13/1/2024	3:49	47.2	48.0		48.8	46.0
13/1/2024	3:54	48.0			49.4	47.0
13/1/2024	3:59	48.6			50.1	47.6
13/1/2024	4:04	50.3	52.2	51.6	51.9	49.1
13/1/2024	4:09	51.6			53.0	50.6
13/1/2024	4:14	53.9			55.6	53.3
13/1/2024	4:19	51.3	50.9		52.7	49.9
13/1/2024	4:24	50.7			52.0	49.3
13/1/2024	4:29	50.7			52.0	49.4
13/1/2024	4:34	50.5	49.9	49.2	52.0	49.2
13/1/2024	4:39	49.7			51.3	48.8
13/1/2024	4:44	49.4			50.9	48.2
13/1/2024	4:49	49.1	48.3		50.5	48.2
13/1/2024	4:54	48.3			50.0	47.8
13/1/2024	4:59	47.4			49.1	46.7
13/1/2024	5:04	46.9	46.7	46.9	48.6	45.9
13/1/2024	5:09	46.7			48.4	45.7
13/1/2024	5:14	46.4			48.1	45.6
13/1/2024	5:19	47.4	47.2		49.4	46.8
13/1/2024	5:24	46.5			48.5	46.0
13/1/2024	5:29	47.5			49.0	46.5
13/1/2024	5:34	47.1	46.9	47.6	48.6	46.2
13/1/2024	5:39	46.7			48.7	45.7
13/1/2024	5:44	46.8			48.8	46.0
13/1/2024	5:49	47.0	48.2		48.7	46.2
13/1/2024	5:54	48.5			50.1	47.5
13/1/2024	5:59	49.0			50.8	47.8
13/1/2024	6:04	50.6	52.2	52.1	52.3	49.7
13/1/2024	6:09	53.5			55.4	52.8
13/1/2024	6:14	51.9			53.8	51.0
13/1/2024	6:19	50.5	52.1		52.1	49.7
13/1/2024	6:24	52.6			54.6	51.7
13/1/2024	6:29	52.9			55.2	52.2
13/1/2024	6:34	57.7	65.6	70.3	60.0	57.2
13/1/2024	6:39	62.4			64.7	61.3
13/1/2024	6:44	69.3			71.3	68.1
13/1/2024	6:49	75.0	72.5		76.9	73.9
13/1/2024	6:54	72.8			75.2	72.2
13/1/2024	6:59	64.6			66.4	63.6
13/1/2024	23:04	52.2	52.7	51.9	54.8	49.8
13/1/2024	23:09	53.4			55.6	50.9
13/1/2024	23:14	52.2			54.6	50.0
13/1/2024	23:19	51.8	51.0		54.1	49.4
13/1/2024	23:24	50.6			53.0	48.0
13/1/2024	23:29	50.3			52.7	47.9
13/1/2024	23:34	49.5	48.9	49.3	51.6	47.6
13/1/2024	23:39	48.6			51.2	46.1
13/1/2024	23:44	48.4			50.3	46.1
13/1/2024	23:49	50.2	49.8		52.6	48.2
13/1/2024	23:54	49.7			52.0	47.2
13/1/2024	23:59	49.3			51.3	47.1
		Mean	51.4	51.8		
		Maximum	72.5	70.3		
		Minimum	46.6	46.8		

Date	Start Time	Leq (5mins)	Leq (15mins)	Leq (30mins)	L10 (5mins)	L90 (5mins)
14/1/2024	0:04	48.5	48.3	47.9	50.2	46.8
14/1/2024	0:09	48.0			50.1	45.8
14/1/2024	0:14	48.3			50.0	46.9
14/1/2024	0:19	47.6	47.5		49.0	46.2
14/1/2024	0:24	47.5			48.9	45.6
14/1/2024	0:29	47.4			49.4	46.0
14/1/2024	0:34	47.6	47.7	48.7	49.3	45.5
14/1/2024	0:39	47.7			49.4	46.0
14/1/2024	0:44	47.9			49.5	46.4
14/1/2024	0:49	48.5	49.6		50.3	46.4
14/1/2024	0:54	50.6			52.4	48.8
14/1/2024	0:59	49.3			50.8	47.6
14/1/2024	1:04	48.4	48.3	48.5	50.1	46.8
14/1/2024	1:09	48.4			49.8	46.7
14/1/2024	1:14	48.1			49.9	46.5
14/1/2024	1:19	48.2	48.6		49.7	46.8
14/1/2024	1:24	48.7			50.4	46.9
14/1/2024	1:29	48.9			50.6	47.4
14/1/2024	1:34	49.4	49.3	49.0	50.9	47.9
14/1/2024	1:39	49.4			51.3	47.5
14/1/2024	1:44	49.1			51.0	47.7
14/1/2024	1:49	48.7	48.8		50.1	46.8
14/1/2024	1:54	48.8			50.3	47.0
14/1/2024	1:59	48.8			50.6	47.1
14/1/2024	2:04	49.8	49.2	49.0	51.8	48.0
14/1/2024	2:09	49.2			51.1	47.3
14/1/2024	2:14	48.5			49.9	47.1
14/1/2024	2:19	48.9	48.8		50.4	47.5
14/1/2024	2:24	48.7			50.0	46.9
14/1/2024	2:29	48.7			50.3	47.2
14/1/2024	2:34	48.4	48.2	48.0	49.7	47.0
14/1/2024	2:39	48.2			49.9	46.8
14/1/2024	2:44	48.1			49.4	46.8
14/1/2024	2:49	47.7	47.7		49.4	45.9
14/1/2024	2:54	47.7			49.3	46.0
14/1/2024	2:59	47.7			49.0	45.9
14/1/2024	3:04	48.1	48.3	48.4	49.9	46.3
14/1/2024	3:09	48.4			50.0	47.1
14/1/2024	3:14	48.6			50.1	47.1
14/1/2024	3:19	48.6	48.5		50.2	47.2
14/1/2024	3:24	48.6			50.3	46.9
14/1/2024	3:29	48.5			49.9	46.8
14/1/2024	3:34	49.2	49.1	49.1	50.5	47.9
14/1/2024	3:39	48.9			50.4	47.5
14/1/2024	3:44	49.2			50.5	47.7
14/1/2024	3:49	48.6	49.0		50.4	47.2
14/1/2024	3:54	49.5			50.8	47.9
14/1/2024	3:59	48.8			50.4	47.3
14/1/2024	4:04	48.4	47.8	47.6	49.7	46.7
14/1/2024	4:09	47.6			49.3	46.1
14/1/2024	4:14	47.4			48.7	46.1
14/1/2024	4:19	47.3	47.4		48.8	45.5
14/1/2024	4:24	47.4			48.7	45.9
14/1/2024	4:29	47.5			49.3	46.2
14/1/2024	4:34	50.1	50.9	54.7	51.5	48.7
14/1/2024	4:39	51.2			52.8	49.4
14/1/2024	4:44	51.3			52.8	50.0
14/1/2024	4:49	52.9	56.7		54.4	51.5
14/1/2024	4:54	54.5			55.8	53.0
14/1/2024	4:59	59.7			61.1	58.2
14/1/2024	5:04	62.7	71.5	73.1	64.4	61.1
14/1/2024	5:09	68.1			69.5	66.6
14/1/2024	5:14	75.3			77.0	73.9
14/1/2024	5:19	77.6	74.3		79.4	76.3
14/1/2024	5:24	72.6			74.2	71.0
14/1/2024	5:29	67.7			69.0	65.9
14/1/2024	5:34	66.5	65.1	62.7	68.3	64.7
14/1/2024	5:39	65.2			66.8	63.6
14/1/2024	5:44	62.7			64.7	61.1
14/1/2024	5:49	60.8	57.4		62.8	59.3
14/1/2024	5:54	54.1			56.1	52.5
14/1/2024	5:59	53.1			55.0	51.2
14/1/2024	6:04	53.9	58.4	62.4	55.6	51.9
14/1/2024	6:09	57.4			59.4	55.9
14/1/2024	6:14	61.1			62.9	59.6
14/1/2024	6:19	65.3	64.4		66.8	63.4
14/1/2024	6:24	65.8			67.7	63.8
14/1/2024	6:29	60.7			62.3	59.0
14/1/2024	6:34	53.6	52.3	54.1	55.2	51.6
14/1/2024	6:39	51.5			53.2	49.7
14/1/2024	6:44	51.4			52.9	49.4
14/1/2024	6:49	53.1	55.3		55.0	51.6
14/1/2024	6:54	54.7			56.2	53.2
14/1/2024	6:59	57.2			59.0	55.5
14/1/2024	23:04	48.0	48.2	48.7	50.5	46.0
14/1/2024	23:09	48.0			50.4	46.1
14/1/2024	23:14	48.5			50.9	46.5
14/1/2024	23:19	48.8	49.1		50.9	46.8
14/1/2024	23:24	49.5			52.1	47.2
14/1/2024	23:29	49.1			51.1	46.7
14/1/2024	23:34	49.8	48.3	47.9	52.2	47.5
14/1/2024	23:39	47.2			49.5	44.8
14/1/2024	23:44	47.3			49.9	44.9
14/1/2024	23:49	48.5	47.5		50.9	45.9
14/1/2024	23:54	46.9			48.9	44.7
14/1/2024	23:59	47.0			49.1	45.0
		Mean	52.2	52.5		
		Maximum	74.3	73.1		
		Minimum	47.4	47.6		

Station: LFT_M5

Date	Start Time	Leq (5mins)	Leq (15mins)	Leq (30mins)	L10 (5mins)	L90 (5mins)
15/1/2024	0:04	47.1	47.9	47.7	49.1	45.0
15/1/2024	0:09	47.9			49.7	46.1
15/1/2024	0:14	48.4			50.3	46.9
15/1/2024	0:19	47.4	47.6		49.5	45.6
15/1/2024	0:24	47.6			49.5	45.8
15/1/2024	0:29	47.6			49.0	45.8
15/1/2024	0:34	47.4	47.5	47.4	49.3	45.9
15/1/2024	0:39	47.7			49.2	46.0
15/1/2024	0:44	47.3			48.8	45.5
15/1/2024	0:49	47.4	47.3		49.6	45.8
15/1/2024	0:54	47.4			49.0	45.9
15/1/2024	0:59	47.3			48.7	45.4
15/1/2024	1:04	47.4	47.4	47.5	49.3	46.0
15/1/2024	1:09	47.8			49.3	45.8
15/1/2024	1:14	47.0			48.4	45.4
15/1/2024	1:19	47.8	47.5		49.2	46.1
15/1/2024	1:24	47.1			48.9	45.4
15/1/2024	1:29	47.7			49.3	46.3
15/1/2024	1:34	48.5	48.2	48.2	50.5	46.8
15/1/2024	1:39	47.9			49.9	46.4
15/1/2024	1:44	48.1			49.5	46.2
15/1/2024	1:49	47.9	48.2		49.3	46.4
15/1/2024	1:54	48.3			50.1	46.5
15/1/2024	1:59	48.4			50.1	47.0
15/1/2024	2:04	47.8	48.1	48.4	49.5	46.2
15/1/2024	2:09	49.0			50.9	47.3
15/1/2024	2:14	47.3			49.1	45.5
15/1/2024	2:19	50.0	48.7		51.7	48.6
15/1/2024	2:24	48.0			49.7	46.5
15/1/2024	2:29	47.7			49.1	45.9
15/1/2024	2:34	47.6	48.3	48.9	49.3	45.8
15/1/2024	2:39	48.8			50.4	47.2
15/1/2024	2:44	48.4			50.0	47.1
15/1/2024	2:49	51.7	49.5		53.0	50.3
15/1/2024	2:54	47.8			49.3	46.5
15/1/2024	2:59	47.7			49.1	46.1
15/1/2024	3:04	51.3	50.2	49.3	52.8	49.6
15/1/2024	3:09	50.8			52.4	49.3
15/1/2024	3:14	47.5			49.0	46.0
15/1/2024	3:19	48.0	48.1		49.4	46.6
15/1/2024	3:24	48.2			49.9	46.5
15/1/2024	3:29	48.0			49.8	46.3
15/1/2024	3:34	47.9	48.0	50.0	49.4	46.5
15/1/2024	3:39	48.5			49.9	46.8
15/1/2024	3:44	47.6			49.0	46.3
15/1/2024	3:49	47.7	51.4		49.0	46.2
15/1/2024	3:54	52.0			53.5	50.3
15/1/2024	3:59	53.0			54.3	51.2
15/1/2024	4:04	52.9	50.9	49.5	54.3	51.1
15/1/2024	4:09	50.6			52.2	48.8
15/1/2024	4:14	47.8			49.3	46.0
15/1/2024	4:19	47.9	47.6		49.2	46.6
15/1/2024	4:24	47.5			49.1	45.9
15/1/2024	4:29	47.3			48.8	45.6
15/1/2024	4:34	47.2	48.1	48.5	48.9	45.8
15/1/2024	4:39	49.2			50.8	47.9
15/1/2024	4:44	47.7			49.3	46.1
15/1/2024	4:49	48.3	48.9		49.7	46.5
15/1/2024	4:54	50.5			52.2	49.0
15/1/2024	4:59	47.2			49.0	45.8
15/1/2024	5:04	48.4	48.7	51.5	50.1	46.7
15/1/2024	5:09	47.6			49.4	46.3
15/1/2024	5:14	49.7			51.1	47.9
15/1/2024	5:19	52.2	53.2		53.7	50.5
15/1/2024	5:24	52.3			54.1	50.8
15/1/2024	5:29	54.6			56.4	53.0
15/1/2024	5:34	57.4	64.6	71.6	58.9	55.6
15/1/2024	5:39	62.7			64.0	61.3
15/1/2024	5:44	68.0			70.0	66.3
15/1/2024	5:49	77.2	74.2		79.0	75.6
15/1/2024	5:54	73.2			74.9	71.6
15/1/2024	5:59	67.0			69.0	65.1
15/1/2024	6:04	63.0	61.2	71.3	64.8	61.2
15/1/2024	6:09	59.6			61.1	57.9
15/1/2024	6:14	60.2			61.7	58.6
15/1/2024	6:19	65.8	74.1		67.7	64.2
15/1/2024	6:24	73.0			74.7	71.3
15/1/2024	6:29	77.3			78.8	75.5
15/1/2024	6:34	69.4	65.9	64.3	71.0	67.5
15/1/2024	6:39	63.7			65.7	61.9
15/1/2024	6:44	58.3			60.1	56.4
15/1/2024	6:49	58.1	61.8		60.1	56.2
15/1/2024	6:54	60.3			62.0	58.5
15/1/2024	6:59	64.6			66.1	62.9
15/1/2024	23:03	47.0	46.0	47.4	49.9	44.4
15/1/2024	23:08	47.9			50.8	45.4
15/1/2024	23:13	47.6			50.0	44.7
15/1/2024	23:18	47.3	47.2		50.3	44.3
15/1/2024	23:23	47.2			49.1	45.2
15/1/2024	23:28	47.2			49.5	45.0
15/1/2024	23:33	46.9	47.1	47.1	48.9	44.7
15/1/2024	23:38	47.4			49.6	45.5
15/1/2024	23:43	47.1			49.0	45.0
15/1/2024	23:48	46.9	47.1		49.2	44.3
15/1/2024	23:53	47.1			49.4	44.6
15/1/2024	23:58	47.3			49.9	45.1
		Mean	51.9	52.4		
		Maximum	74.2	71.6		
		Minimum	46.0	47.1		

Date	Start Time	Leq (5mins)	Leq (15mins)	Leq (30mins)	L10 (5mins)	L90 (5mins)
16/1/2024	0:03	47.4	47.2	47.2	49.6	45.5
16/1/2024	0:08	47.2			49.5	45.0
16/1/2024	0:13	47.1			49.6	44.9
16/1/2024	0:18	47.0	47.1		49.6	45.1
16/1/2024	0:23	46.9			48.8	44.9
16/1/2024	0:28	47.3			48.9	45.7
16/1/2024	0:33	47.4	48.1	51.3	49.2	46.0
16/1/2024	0:38	48.1			49.6	46.3
16/1/2024	0:43	48.6			50.6	46.7
16/1/2024	0:48	51.1	53.1		53.0	49.7
16/1/2024	0:53	54.8			56.2	53.2
16/1/2024	0:58	52.7			54.8	50.5
16/1/2024	1:03	51.4	51.5	51.4	52.9	49.6
16/1/2024	1:08	52.9			54.6	50.9
16/1/2024	1:13	49.3			50.8	47.3
16/1/2024	1:18	49.7	51.4		51.3	47.8
16/1/2024	1:23	51.6			53.3	50.1
16/1/2024	1:28	52.5			54.1	51.1
16/1/2024	1:33	53.2	53.7	52.9	54.8	51.7
16/1/2024	1:38	51.6			53.0	49.9
16/1/2024	1:43	55.4			56.8	53.5
16/1/2024	1:48	53.1	51.9		55.1	51.1
16/1/2024	1:53	52.3			54.1	50.5
16/1/2024	1:58	49.5			51.2	47.8
16/1/2024	2:03	49.1	48.7	48.5	50.9	47.2
16/1/2024	2:08	48.7			50.2	47.2
16/1/2024	2:13	48.3			50.2	46.7
16/1/2024	2:18	48.3	48.4		49.9	46.3
16/1/2024	2:23	47.3			49.3	45.5
16/1/2024	2:28	49.2			50.7	47.7
16/1/2024	2:33	47.5	47.6	47.7	49.4	46.1
16/1/2024	2:38	48.1			49.9	46.6
16/1/2024	2:43	47.3			49.0	45.6
16/1/2024	2:48	47.0	47.8		48.8	45.5
16/1/2024	2:53	48.1			49.5	46.6
16/1/2024	2:58	48.3			49.7	46.8
16/1/2024	3:03	48.5	47.8	47.6	50.2	46.8
16/1/2024	3:08	47.6			49.3	46.1
16/1/2024	3:13	47.3			49.0	45.5
16/1/2024	3:18	47.7	47.3		49.2	46.4
16/1/2024	3:23	47.2			49.0	45.4
16/1/2024	3:28	47.0			48.5	45.5
16/1/2024	3:33	47.2	47.7	49.6	48.9	45.8
16/1/2024	3:38	47.6			48.9	46.2
16/1/2024	3:43	48.1			49.8	46.7
16/1/2024	3:48	49.5	50.9		51.0	48.1
16/1/2024	3:53	51.1			52.7	49.3
16/1/2024	3:58	51.9			53.5	50.5
16/1/2024	4:03	54.2	52.7	51.8	55.8	52.8
16/1/2024	4:08	52.2			53.9	50.7
16/1/2024	4:13	51.1			52.5	49.8
16/1/2024	4:18	51.4	50.7		53.1	49.8
16/1/2024	4:23	50.8			52.2	49.1
16/1/2024	4:28	49.6			51.1	47.8
16/1/2024	4:33	49.1	49.1	49.7	50.7	47.8
16/1/2024	4:38	49.1			50.4	47.6
16/1/2024	4:43	49.0			50.3	47.3
16/1/2024	4:48	50.0	50.3		51.3	48.6
16/1/2024	4:53	49.4			51.2	47.8
16/1/2024	4:58	51.2			52.5	49.7
16/1/2024	5:03	50.8	49.6	50.6	52.1	49.0
16/1/2024	5:08	48.3			49.7	46.5
16/1/2024	5:13	49.4			51.1	47.6
16/1/2024	5:18	50.1	51.4		51.8	48.3
16/1/2024	5:23	51.6			53.0	50.1
16/1/2024	5:28	52.2			54.0	50.4
16/1/2024	5:33	51.6	52.1	51.8	53.3	49.8
16/1/2024	5:38	52.7			54.2	51.3
16/1/2024	5:43	52.0			53.3	50.4
16/1/2024	5:48	51.8	51.5		53.5	50.4
16/1/2024	5:53	50.8			52.6	49.2
16/1/2024	5:58	51.8			53.2	50.1
16/1/2024	6:03	60.1	65.0	69.0	61.6	58.4
16/1/2024	6:08	63.6			65.5	61.9
16/1/2024	6:13	67.9			69.8	66.3
16/1/2024	6:18	74.6	71.0		76.1	72.9
16/1/2024	6:23	68.9			70.5	67.1
16/1/2024	6:28	61.1			63.1	59.4
16/1/2024	6:33	56.1	55.2	60.5	57.6	54.3
16/1/2024	6:38	53.5			55.2	51.7
16/1/2024	6:43	55.6			57.3	54.0
16/1/2024	6:48	59.2	62.9		61.2	57.7
16/1/2024	6:53	62.3			64.1	60.8
16/1/2024	6:58	65.1			67.0	63.2
16/1/2024	23:03	47.5	47.4	47.7	49.8	44.5
16/1/2024	23:08	47.4			49.9	44.4
16/1/2024	23:13	47.3			49.9	44.7
16/1/2024	23:18	47.7	47.9		50.5	44.9
16/1/2024	23:23	48.3			50.3	46.4
16/1/2024	23:28	47.8			50.1	45.6
16/1/2024	23:33	47.6	47.5	47.4	49.9	45.5
16/1/2024	23:38	47.7			49.7	45.5
16/1/2024	23:43	47.3			49.7	44.9
16/1/2024	23:48	47.3	47.3		49.7	45.2
16/1/2024	23:53	47.3			49.5	45.0
16/1/2024	23:58	47.4			50.0	44.9
		Mean	51.3	51.5		
		Maximum	71.0	69.0		
		Minimum	47.1	47.2		

Station: LFT_M5

Date	Start Time	Leq (5mins)	Leq (15mins)	Leq (30mins)	L10 (5mins)	L90 (5mins)
17/1/2024	0:03	47.8	49.7	52.6	49.7	45.2
17/1/2024	0:08	48.7			50.7	46.8
17/1/2024	0:13	51.6			53.8	49.2
17/1/2024	0:18	53.9	54.3		55.9	52.0
17/1/2024	0:23	55.0			57.2	53.2
17/1/2024	0:28	53.9			55.4	52.2
17/1/2024	0:33	56.4	54.6	53.9	58.5	54.8
17/1/2024	0:38	54.2			56.1	52.3
17/1/2024	0:43	52.4			54.1	51.0
17/1/2024	0:48	52.7	53.0		54.1	50.7
17/1/2024	0:53	53.7			55.7	51.7
17/1/2024	0:58	52.5			54.5	51.0
17/1/2024	1:03	51.6	51.2	52.4	53.6	50.2
17/1/2024	1:08	51.1			52.8	48.9
17/1/2024	1:13	51.0			53.1	49.1
17/1/2024	1:18	55.2	53.4		56.7	53.8
17/1/2024	1:23	53.0			54.8	51.5
17/1/2024	1:28	50.9			52.9	48.9
17/1/2024	1:33	50.0	50.3	50.1	51.8	48.1
17/1/2024	1:38	50.4			51.8	48.9
17/1/2024	1:43	50.4			52.4	48.8
17/1/2024	1:48	50.7	49.9		52.4	49.3
17/1/2024	1:53	50.0			51.6	48.6
17/1/2024	1:58	48.7			50.6	47.2
17/1/2024	2:03	48.3	48.1	47.9	50.3	46.5
17/1/2024	2:08	48.0			49.7	46.0
17/1/2024	2:13	48.0			49.7	46.5
17/1/2024	2:18	47.9	47.7		49.9	46.5
17/1/2024	2:23	47.8			49.6	46.4
17/1/2024	2:28	47.5			49.2	45.6
17/1/2024	2:33	47.7	47.9	48.1	49.2	46.2
17/1/2024	2:38	47.2			48.8	45.5
17/1/2024	2:43	48.5			50.2	47.0
17/1/2024	2:48	48.2	48.3		49.8	46.4
17/1/2024	2:53	48.4			49.8	46.7
17/1/2024	2:58	48.1			49.4	46.7
17/1/2024	3:03	48.6	48.4	49.0	50.0	47.0
17/1/2024	3:08	48.5			49.9	46.9
17/1/2024	3:13	48.2			49.9	46.9
17/1/2024	3:18	48.4	49.5		49.9	47.0
17/1/2024	3:23	49.5			51.0	48.2
17/1/2024	3:28	50.3			51.8	48.5
17/1/2024	3:33	51.2	52.2	53.7	52.9	49.6
17/1/2024	3:38	52.0			53.5	50.2
17/1/2024	3:43	53.3			54.7	51.8
17/1/2024	3:48	53.8	54.7		55.6	52.5
17/1/2024	3:53	54.2			55.7	52.9
17/1/2024	3:58	55.9			57.3	54.3
17/1/2024	4:03	53.2	54.3	55.3	54.8	51.6
17/1/2024	4:08	55.8			57.6	54.0
17/1/2024	4:13	53.2			55.0	51.6
17/1/2024	4:18	54.7	56.1		56.1	53.0
17/1/2024	4:23	57.7			59.1	55.9
17/1/2024	4:28	55.4			56.7	53.7
17/1/2024	4:33	58.7	57.9	57.7	60.4	57.4
17/1/2024	4:38	58.1			59.9	56.8
17/1/2024	4:43	56.4			58.2	54.9
17/1/2024	4:48	56.1	57.6		57.5	54.8
17/1/2024	4:53	59.6			61.1	57.9
17/1/2024	4:58	56.2			57.8	54.4
17/1/2024	5:03	58.8	55.7	55.4	60.5	57.5
17/1/2024	5:08	53.0			54.5	51.3
17/1/2024	5:13	51.9			53.7	50.6
17/1/2024	5:18	54.7	55.0		56.2	52.9
17/1/2024	5:23	54.0			55.8	52.5
17/1/2024	5:28	56.1			57.7	54.8
17/1/2024	5:33	57.7	60.1	65.1	59.4	56.4
17/1/2024	5:38	59.3			61.0	57.7
17/1/2024	5:43	62.1			63.6	60.7
17/1/2024	5:48	61.7	67.3		63.1	59.9
17/1/2024	5:53	66.0			67.7	64.7
17/1/2024	5:58	70.3			71.9	69.0
17/1/2024	6:03	69.4	66.7	68.0	70.9	67.9
17/1/2024	6:08	65.1			67.1	63.1
17/1/2024	6:13	63.1			64.7	61.3
17/1/2024	6:18	65.3	69.1		67.3	63.6
17/1/2024	6:23	70.2			71.7	68.3
17/1/2024	6:28	70.2			71.8	68.6
17/1/2024	6:33	66.2	66.5	74.6	67.9	64.2
17/1/2024	6:38	65.4			67.0	63.9
17/1/2024	6:43	67.5			69.0	65.6
17/1/2024	6:48	72.6	77.3		74.5	70.9
17/1/2024	6:53	75.5			77.5	73.8
17/1/2024	6:58	80.3			82.0	78.6
17/1/2024	23:00	63.1	62.1	65.5	65.0	61.1
17/1/2024	23:05	61.7			63.7	59.5
17/1/2024	23:10	61.4			63.0	59.6
17/1/2024	23:15	65.9	67.4		67.9	63.8
17/1/2024	23:20	68.1			70.2	65.9
17/1/2024	23:25	67.9			69.7	66.3
17/1/2024	23:30	66.1	64.0	62.1	68.1	64.7
17/1/2024	23:35	63.2			65.1	61.5
17/1/2024	23:40	61.3			63.2	59.5
17/1/2024	23:45	59.9	58.6		61.8	57.9
17/1/2024	23:50	58.2			60.2	56.6
17/1/2024	23:55	57.5			59.4	55.7
		Mean	56.5	57.0		
		Maximum	77.3	74.6		
		Minimum	47.7	47.9		

Date	Start Time	Leq (5mins)	Leq (15mins)	Leq (30mins)	L10 (5mins)	L90 (5mins)
18/1/2024	0:00	59.0	56.4	56.6	60.5	57.1
18/1/2024	0:05	54.0			55.5	52.4
18/1/2024	0:10	54.4			56.0	52.9
18/1/2024	0:15	56.3	56.8		57.8	54.8
18/1/2024	0:20	56.5			58.4	55.0
18/1/2024	0:25	57.6			59.4	55.8
18/1/2024	0:30	51.7	52.0	52.6	53.6	50.0
18/1/2024	0:35	52.4			53.9	51.0
18/1/2024	0:40	52.0			53.8	50.3
18/1/2024	0:45	51.6	53.1		53.5	50.2
18/1/2024	0:50	52.4			54.0	50.9
18/1/2024	0:55	54.6			56.3	53.0
18/1/2024	1:00	54.1	54.0	53.5	55.6	52.3
18/1/2024	1:05	53.3			55.1	51.5
18/1/2024	1:10	54.6			56.0	53.3
18/1/2024	1:15	53.8	52.8		55.6	52.0
18/1/2024	1:20	53.2			54.6	51.8
18/1/2024	1:25	50.9			52.4	49.1
18/1/2024	1:30	50.5	49.4	48.7	51.9	48.7
18/1/2024	1:35	49.7			51.5	48.2
18/1/2024	1:40	47.6			49.4	46.0
18/1/2024	1:45	47.9	47.9		49.3	46.1
18/1/2024	1:50	48.0			49.8	46.6
18/1/2024	1:55	47.8			49.1	46.1
18/1/2024	2:00	48.6	49.1	49.3	50.3	47.2
18/1/2024	2:05	49.6			51.1	48.1
18/1/2024	2:10	49.0			50.6	47.2
18/1/2024	2:15	49.5	49.5		50.8	47.8
18/1/2024	2:20	50.1			51.8	48.4
18/1/2024	2:25	48.8			50.2	47.1
18/1/2024	2:30	55.3	54.3	52.2	56.8	53.5
18/1/2024	2:35	56.0			57.7	54.7
18/1/2024	2:40	48.8			50.3	47.3
18/1/2024	2:45	48.6	47.9		49.9	47.1
18/1/2024	2:50	47.5			49.3	46.0
18/1/2024	2:55	47.6			49.4	46.1
18/1/2024	3:00	47.4	47.9	48.4	48.8	46.1
18/1/2024	3:05	48.0			49.6	46.6
18/1/2024	3:10	48.4			49.7	47.0
18/1/2024	3:15	48.9	48.9		50.4	47.2
18/1/2024	3:20	49.0			50.8	47.6
18/1/2024	3:25	48.8			50.1	47.0
18/1/2024	3:30	48.2	47.9	47.5	49.7	46.8
18/1/2024	3:35	47.7			49.4	46.3
18/1/2024	3:40	47.7			49.1	45.9
18/1/2024	3:45	47.0	47.1		48.5	45.7
18/1/2024	3:50	47.1			48.8	45.4
18/1/2024	3:55	47.2			48.7	45.5
18/1/2024	4:00	46.9	47.0	47.8	48.7	45.1
18/1/2024	4:05	47.4			48.8	45.7
18/1/2024	4:10	46.9			48.6	45.1
18/1/2024	4:15	48.3	48.5		49.6	46.7
18/1/2024	4:20	49.5			51.2	48.0
18/1/2024	4:25	47.5			48.9	45.8
18/1/2024	4:30	48.1	49.1	52.3	49.9	46.6
18/1/2024	4:35	49.0			50.7	47.2
18/1/2024	4:40	49.9			51.5	48.3
18/1/2024	4:45	51.3	54.1		53.0	49.5
18/1/2024	4:50	53.6			55.5	52.1
18/1/2024	4:55	56.1			57.8	54.6
18/1/2024	5:00	54.6	54.8	55.7	56.4	52.6
18/1/2024	5:05	54.5			56.3	52.5
18/1/2024	5:10	55.4			57.4	53.7
18/1/2024	5:15	57.0	56.4		58.9	55.3
18/1/2024	5:20	56.3			57.9	54.6
18/1/2024	5:25	55.6			57.3	53.6
18/1/2024	5:30	53.9	53.7	52.7	55.9	52.3
18/1/2024	5:35	54.1			55.9	52.1
18/1/2024	5:40	53.0			54.6	51.5
18/1/2024	5:45	52.3	51.4		54.2	50.4
18/1/2024	5:50	51.0			52.7	49.2
18/1/2024	5:55	50.8			53.0	48.5
18/1/2024	6:00	49.5	70.3	70.4	51.7	47.7
18/1/2024	6:05	67.2			69.6	65.0
18/1/2024	6:10	74.3			76.6	72.0
18/1/2024	6:15	73.7	70.4		75.8	71.9
18/1/2024	6:20	68.7			71.0	66.4
18/1/2024	6:25	63.6			66.0	61.2
18/1/2024	6:30	59.6	58.7	58.2	61.7	57.2
18/1/2024	6:35	58.6			60.7	56.7
18/1/2024	6:40	57.7			60.1	55.7
18/1/2024	6:45	57.4	57.5		59.4	55.2
18/1/2024	6:50	57.8			60.0	55.9
18/1/2024	6:55	57.3			59.2	55.1
18/1/2024	23:00	64.6	61.2	58.7	66.7	62.4
18/1/2024	23:05	59.0			61.1	56.9
18/1/2024	23:10	54.4			56.2	52.7
18/1/2024	23:15	52.5	52.5		54.7	50.6
18/1/2024	23:20	52.1			53.5	50.7
18/1/2024	23:25	53.0			54.4	51.6
18/1/2024	23:30	52.3	51.2	50.7	54.3	50.8
18/1/2024	23:35	50.7			52.8	48.5
18/1/2024	23:40	50.5			52.3	48.9
18/1/2024	23:45	50.2	50.0		52.1	48.2
18/1/2024	23:50	49.8			51.6	47.9
18/1/2024	23:55	50.0			51.6	48.4
		Mean	53.2	53.5		
		Maximum	70.4	70.4		
		Minimum	47.0	47.5		

Station: LFT_M5

Date	Start Time	Leq (5mins)	Leq (15mins)	Leq (30mins)	L10 (5mins)	L90 (5mins)
19/1/2024	0:00	50.1	49.8	49.0	51.6	48.5
19/1/2024	0:05	50.0			51.8	48.0
19/1/2024	0:10	49.2			51.2	47.5
19/1/2024	0:15	48.4	48.1		50.3	46.6
19/1/2024	0:20	48.1			50.1	46.6
19/1/2024	0:25	47.6			49.6	45.9
19/1/2024	0:30	47.5	47.5	48.3	49.4	45.7
19/1/2024	0:35	47.4			49.0	46.0
19/1/2024	0:40	47.7			49.4	45.7
19/1/2024	0:45	49.2	48.9		50.6	47.3
19/1/2024	0:50	48.6			50.2	46.7
19/1/2024	0:55	48.9			50.3	47.1
19/1/2024	1:00	49.4	49.4	49.2	50.8	47.9
19/1/2024	1:05	49.4			51.2	47.7
19/1/2024	1:10	49.4			51.0	47.9
19/1/2024	1:15	49.1	48.9		50.5	47.4
19/1/2024	1:20	48.9			50.3	47.5
19/1/2024	1:25	48.8			50.3	47.0
19/1/2024	1:30	48.4	48.3	48.4	49.7	47.1
19/1/2024	1:35	48.3			49.6	46.9
19/1/2024	1:40	48.3			50.0	46.5
19/1/2024	1:45	48.5	48.6		50.0	46.8
19/1/2024	1:50	48.9			50.4	47.3
19/1/2024	1:55	48.3			49.7	46.9
19/1/2024	2:00	47.9	47.8	48.0	49.3	46.1
19/1/2024	2:05	47.8			49.2	46.4
19/1/2024	2:10	47.6			49.2	45.8
19/1/2024	2:15	47.6	48.3		49.4	45.9
19/1/2024	2:20	47.5			48.9	46.0
19/1/2024	2:25	49.5			51.0	47.8
19/1/2024	2:30	47.5	47.5	47.5	48.8	46.0
19/1/2024	2:35	47.4			48.7	45.9
19/1/2024	2:40	47.5			48.8	46.1
19/1/2024	2:45	47.6	47.6		49.4	45.9
19/1/2024	2:50	47.8			49.2	46.2
19/1/2024	2:55	47.4			49.1	45.7
19/1/2024	3:00	47.7	47.5	47.3	49.1	46.0
19/1/2024	3:05	47.6			49.2	46.1
19/1/2024	3:10	47.0			48.6	45.3
19/1/2024	3:15	47.1	47.2		48.6	45.6
19/1/2024	3:20	47.1			48.9	45.8
19/1/2024	3:25	47.3			48.9	45.8
19/1/2024	3:30	47.6	47.4	47.1	49.3	45.9
19/1/2024	3:35	47.4			48.8	46.1
19/1/2024	3:40	47.3			48.8	45.6
19/1/2024	3:45	46.9	46.8		48.6	45.5
19/1/2024	3:50	47.0			48.8	45.5
19/1/2024	3:55	46.5			48.2	45.2
19/1/2024	4:00	46.6	47.6	47.8	48.1	45.1
19/1/2024	4:05	48.3			49.9	46.8
19/1/2024	4:10	47.8			49.1	46.1
19/1/2024	4:15	48.1	48.0		49.4	46.7
19/1/2024	4:20	47.8			49.5	46.2
19/1/2024	4:25	48.2			49.6	46.8
19/1/2024	4:30	48.0	47.5	48.1	49.5	46.7
19/1/2024	4:35	47.4			49.0	45.5
19/1/2024	4:40	47.0			49.0	45.0
19/1/2024	4:45	48.4	48.7		50.4	46.5
19/1/2024	4:50	49.0			50.9	47.1
19/1/2024	4:55	48.6			50.5	47.0
19/1/2024	5:00	50.4	52.7	56.5	51.9	48.4
19/1/2024	5:05	52.8			54.5	50.9
19/1/2024	5:10	54.1			56.1	52.5
19/1/2024	5:15	54.7	58.4		56.2	53.2
19/1/2024	5:20	56.8			58.6	54.9
19/1/2024	5:25	61.2			62.7	59.7
19/1/2024	5:30	61.5	60.6	60.4	63.0	60.0
19/1/2024	5:35	60.0			61.8	58.0
19/1/2024	5:40	60.1			61.6	58.5
19/1/2024	5:45	59.6	60.3		61.2	58.0
19/1/2024	5:50	60.6			62.6	58.7
19/1/2024	5:55	60.6			62.5	58.8
19/1/2024	6:00	59.1	60.9	70.0	61.5	57.1
19/1/2024	6:05	60.3			62.2	57.9
19/1/2024	6:10	62.6			64.8	60.4
19/1/2024	6:15	64.2	72.8		66.1	62.2
19/1/2024	6:20	68.1			69.9	66.3
19/1/2024	6:25	76.8			79.0	74.4
19/1/2024	6:30	72.6	68.9	69.9	74.8	70.8
19/1/2024	6:35	65.2			67.5	63.2
19/1/2024	6:40	62.7			64.9	60.9
19/1/2024	6:45	68.4	70.8		70.5	66.2
19/1/2024	6:50	72.8			75.1	70.9
19/1/2024	6:55	69.9			71.7	67.7
19/1/2024	23:03	47.3	47.3	47.5	49.9	45.3
19/1/2024	23:08	47.2			49.2	45.2
19/1/2024	23:13	47.4			48.8	45.4
19/1/2024	23:18	47.7	47.7		49.7	45.6
19/1/2024	23:23	47.6			49.3	45.9
19/1/2024	23:28	47.8			49.3	46.1
19/1/2024	23:33	48.3	48.2	48.1	50.4	46.2
19/1/2024	23:38	48.1			49.6	45.9
19/1/2024	23:43	48.3			49.7	46.4
19/1/2024	23:48	48.2	48.0		50.1	46.8
19/1/2024	23:53	47.8			49.6	46.3
19/1/2024	23:58	47.9			49.5	46.5
		Mean	51.8	52.1		
		Maximum	72.8	70.0		
		Minimum	46.8	47.1		

Date	Start Time	Leq (5mins)	Leq (15mins)	Leq (30mins)	L10 (5mins)	L90 (5mins)
20/1/2024	0:03	47.7	47.7	47.9	49.9	45.9
20/1/2024	0:08	47.5			49.0	45.7
20/1/2024	0:13	48.0			49.7	46.2
20/1/2024	0:18	47.9	48.0		49.9	46.2
20/1/2024	0:23	47.9			49.5	46.5
20/1/2024	0:28	48.1			50.0	46.4
20/1/2024	0:33	48.1	57.3	61.0	49.7	46.1
20/1/2024	0:38	48.6			50.4	46.8
20/1/2024	0:43	61.7			63.4	60.1
20/1/2024	0:48	64.6	63.0		66.1	63.1
20/1/2024	0:53	60.1			61.9	58.7
20/1/2024	0:58	63.0			64.6	61.6
20/1/2024	1:03	56.8	56.8	54.5	58.3	55.2
20/1/2024	1:08	58.5			60.5	56.9
20/1/2024	1:13	54.3			56.2	52.6
20/1/2024	1:18	48.0	49.0		49.5	46.3
20/1/2024	1:23	50.5			52.5	48.5
20/1/2024	1:28	48.1			49.5	46.8
20/1/2024	1:33	48.4	55.3	54.9	49.7	46.6
20/1/2024	1:38	59.0			60.4	57.5
20/1/2024	1:43	51.8			53.5	50.2
20/1/2024	1:48	58.3	54.5		59.7	56.5
20/1/2024	1:53	49.8			51.1	48.5
20/1/2024	1:58	48.2			49.9	46.8
20/1/2024	2:03	48.1	47.9	48.1	49.8	46.3
20/1/2024	2:08	47.9			49.7	46.3
20/1/2024	2:13	47.8			49.5	46.5
20/1/2024	2:18	47.9	48.2		49.6	46.2
20/1/2024	2:23	47.6			49.1	46.3
20/1/2024	2:28	48.9			50.2	47.3
20/1/2024	2:33	51.1	52.6	52.7	52.8	49.6
20/1/2024	2:38	52.0			53.7	50.4
20/1/2024	2:43	54.2			55.7	52.7
20/1/2024	2:48	54.6	52.8		56.1	53.2
20/1/2024	2:53	51.9			53.3	50.3
20/1/2024	2:58	50.9			52.5	49.2
20/1/2024	3:03	50.1	50.0	50.5	51.5	48.3
20/1/2024	3:08	49.5			51.1	48.2
20/1/2024	3:13	50.3			51.7	49.0
20/1/2024	3:18	51.2	50.9		52.6	49.8
20/1/2024	3:23	50.9			52.2	49.4
20/1/2024	3:28	50.6			52.3	49.0
20/1/2024	3:33	50.1	49.3	49.7	51.6	48.6
20/1/2024	3:38	49.1			50.7	47.5
20/1/2024	3:43	48.6			49.9	47.3
20/1/2024	3:48	48.6	50.0		50.2	46.9
20/1/2024	3:53	48.8			50.3	47.2
20/1/2024	3:58	51.8			53.5	50.0
20/1/2024	4:03	49.4	52.5	53.1	50.8	48.0
20/1/2024	4:08	52.0			53.8	50.3
20/1/2024	4:13	54.6			56.0	52.8
20/1/2024	4:18	55.3	53.6		57.1	53.9
20/1/2024	4:23	52.5			53.9	50.9
20/1/2024	4:28	52.5			54.2	50.8
20/1/2024	4:33	55.6	53.6	53.2	57.1	54.1
20/1/2024	4:38	52.7			54.1	51.4
20/1/2024	4:43	51.6			53.4	49.8
20/1/2024	4:48	53.5	52.7		54.9	51.7
20/1/2024	4:53	52.8			54.1	51.3
20/1/2024	4:58	51.5			53.5	49.5
20/1/2024	5:03	50.3	50.9	52.2	51.9	48.6
20/1/2024	5:08	51.0			53.0	49.0
20/1/2024	5:13	51.3			52.8	49.7
20/1/2024	5:18	52.3	53.2		54.0	50.3
20/1/2024	5:23	53.1			54.9	51.6
20/1/2024	5:28	54.0			55.9	52.4
20/1/2024	5:33	55.3	56.0	55.4	57.3	53.6
20/1/2024	5:38	56.9			58.9	55.1
20/1/2024	5:43	55.7			57.5	53.7
20/1/2024	5:48	55.1	54.7		56.7	53.6
20/1/2024	5:53	54.6			56.5	52.7
20/1/2024	5:58	54.2			55.9	52.3
20/1/2024	6:03	53.8	53.4	53.7	55.6	52.1
20/1/2024	6:08	53.3			55.0	51.7
20/1/2024	6:13	53.1			54.7	51.6
20/1/2024	6:18	53.3	54.0		55.4	51.0
20/1/2024	6:23	54.6			56.5	52.8
20/1/2024	6:28	53.8			55.8	51.7
20/1/2024	6:33	53.8	54.0	55.0	55.9	51.7
20/1/2024	6:38	54.0			56.0	51.7
20/1/2024	6:43	54.2			56.2	52.1
20/1/2024	6:48	54.9	55.7		57.2	52.9
20/1/2024	6:53	55.6			57.6	53.5
20/1/2024	6:58	56.5			58.3	54.4
20/1/2024	23:03	53.7	53.7	53.8	55.8	51.2
20/1/2024	23:08	53.9			56.3	51.4
20/1/2024	23:13	53.5			55.7	51.6
20/1/2024	23:18	53.3	53.9		54.9	51.4
20/1/2024	23:23	53.7			55.3	51.5
20/1/2024	23:28	54.6			56.7	52.8
20/1/2024	23:33	54.4	54.4	55.1	55.9	52.5
20/1/2024	23:38	54.3			56.1	52.7
20/1/2024	23:43	54.5			56.1	53.1
20/1/2024	23:48	55.1	55.7		56.5	53.1
20/1/2024	23:53	55.9			57.3	53.7
20/1/2024	23:58	56.1			57.9	54.7
		Mean	53.0	53.2		
		Maximum	63.0	61.0		
		Minimum	47.7	47.9		

Station: LFT_M5

Date	Start Time	Leq (5mins)	Leq (15mins)	Leq (30mins)	L10 (5mins)	L90 (5mins)
21/1/2024	0:03	55.4			57.5	53.9
21/1/2024	0:08	55.5	54.4		57.7	53.6
21/1/2024	0:13	51.2		52.5	53.2	49.4
21/1/2024	0:18	50.6			52.3	49.2
21/1/2024	0:23	48.1	49.0		49.8	46.1
21/1/2024	0:28	47.7			49.2	45.8
21/1/2024	0:33	47.9			49.8	46.1
21/1/2024	0:38	48.2	48.1		50.2	46.6
21/1/2024	0:43	48.2		48.2	49.6	46.6
21/1/2024	0:48	47.9			49.3	46.4
21/1/2024	0:53	47.9	48.3		49.4	46.3
21/1/2024	0:58	49.1			50.9	47.5
21/1/2024	1:03	47.6			49.2	45.6
21/1/2024	1:08	47.6	47.8		49.0	45.6
21/1/2024	1:13	48.0		48.6	49.4	46.1
21/1/2024	1:18	48.2			49.7	46.2
21/1/2024	1:23	48.7	49.3		50.2	46.9
21/1/2024	1:28	50.7			52.5	49.1
21/1/2024	1:33	50.1			51.8	48.6
21/1/2024	1:38	48.6	49.1		49.9	47.0
21/1/2024	1:43	48.2		48.5	49.5	46.9
21/1/2024	1:48	48.6			50.3	47.3
21/1/2024	1:53	47.6	47.9		48.9	46.3
21/1/2024	1:58	47.5			49.3	46.1
21/1/2024	2:03	47.5			49.1	45.8
21/1/2024	2:08	47.8	48.3		49.1	46.5
21/1/2024	2:13	49.4		48.3	51.2	48.1
21/1/2024	2:18	49.0			50.6	47.4
21/1/2024	2:23	48.3	48.4		49.6	47.0
21/1/2024	2:28	47.8			49.6	46.0
21/1/2024	2:33	48.1			49.6	46.4
21/1/2024	2:38	47.9	48.5		49.3	46.5
21/1/2024	2:43	49.5		48.9	50.8	47.9
21/1/2024	2:48	49.5			51.0	47.7
21/1/2024	2:53	49.1	49.2		50.9	47.8
21/1/2024	2:58	48.9			50.7	47.3
21/1/2024	3:03	48.6			50.3	47.0
21/1/2024	3:08	48.7	48.3		50.4	47.0
21/1/2024	3:13	47.6		47.7	49.0	45.9
21/1/2024	3:18	47.0			48.7	45.4
21/1/2024	3:23	46.8	47.0		48.1	45.2
21/1/2024	3:28	47.1			48.9	45.7
21/1/2024	3:33	48.1			49.9	46.5
21/1/2024	3:38	48.1	48.3		49.6	46.7
21/1/2024	3:43	48.6		48.3	50.2	47.2
21/1/2024	3:48	48.4			49.9	46.7
21/1/2024	3:53	48.1	48.3		49.4	46.4
21/1/2024	3:58	48.4			49.8	46.9
21/1/2024	4:03	48.5			49.8	47.1
21/1/2024	4:08	48.0	48.5		49.8	46.2
21/1/2024	4:13	48.9		49.2	50.6	47.2
21/1/2024	4:18	49.4			51.2	47.8
21/1/2024	4:23	49.9	49.7		51.3	48.1
21/1/2024	4:28	49.9			51.2	48.3
21/1/2024	4:33	51.0			52.8	49.3
21/1/2024	4:38	52.5	53.4		54.0	51.1
21/1/2024	4:43	55.5		62.1	56.9	53.9
21/1/2024	4:48	57.8			59.3	56.4
21/1/2024	4:53	62.8	64.8		64.6	61.0
21/1/2024	4:58	68.2			70.1	66.7
21/1/2024	5:03	72.0			73.6	70.5
21/1/2024	5:08	71.1	70.4		72.7	69.1
21/1/2024	5:13	66.2		67.8	67.8	64.7
21/1/2024	5:18	62.3			63.9	60.8
21/1/2024	5:23	60.1	60.7		62.0	58.6
21/1/2024	5:28	59.2			60.8	57.2
21/1/2024	5:33	57.2			59.1	55.2
21/1/2024	5:38	57.9	57.0		59.8	56.3
21/1/2024	5:43	55.7		55.6	57.4	53.7
21/1/2024	5:48	54.3			56.1	52.8
21/1/2024	5:53	53.0	53.5		54.9	51.5
21/1/2024	5:58	53.1			54.8	51.5
21/1/2024	6:03	51.8			53.6	50.1
21/1/2024	6:08	50.9	51.3		52.6	49.0
21/1/2024	6:13	51.1		51.1	52.8	49.4
21/1/2024	6:18	49.5			51.9	47.5
21/1/2024	6:23	50.3	51.0		52.6	48.1
21/1/2024	6:28	52.6			54.7	50.2
21/1/2024	6:33	52.1			54.4	49.7
21/1/2024	6:38	52.8	56.0		54.7	51.0
21/1/2024	6:43	59.3		67.6	61.7	57.0
21/1/2024	6:48	65.6			67.6	63.4
21/1/2024	6:53	71.1	70.5		73.2	69.2
21/1/2024	6:58	72.3			74.3	70.0
21/1/2024	23:03	48.5			50.6	46.6
21/1/2024	23:08	48.1	48.2		50.2	46.2
21/1/2024	23:13	48.1		48.1	50.2	46.1
21/1/2024	23:18	48.5			50.3	46.3
21/1/2024	23:23	47.4	47.9		48.8	45.5
21/1/2024	23:28	47.9			49.8	45.8
21/1/2024	23:33	48.0			49.4	46.3
21/1/2024	23:38	47.7	48.2		49.3	46.1
21/1/2024	23:43	48.9		48.3	50.8	47.2
21/1/2024	23:48	48.3			50.3	46.4
21/1/2024	23:53	48.2	48.3		49.9	46.3
21/1/2024	23:58	48.5			50.3	47.1
		Mean	51.9	52.6		
		Maximum	70.5	67.8		
		Minimum	47.0	47.7		

Date	Start Time	Leq (5mins)	Leq (15mins)	Leq (30mins)	L10 (5mins)	L90 (5mins)
22/1/2024	0:03	50.3			52.3	48.1
22/1/2024	0:08	47.8	48.9		49.9	46.3
22/1/2024	0:13	48.3		48.5	49.7	46.5
22/1/2024	0:18	48.2			49.7	46.2
22/1/2024	0:23	47.9	48.0		49.5	46.5
22/1/2024	0:28	48.0			49.9	46.1
22/1/2024	0:33	48.0			50.0	46.2
22/1/2024	0:38	48.2	48.0		49.9	46.7
22/1/2024	0:43	47.8		48.8	49.2	46.0
22/1/2024	0:48	48.9			50.9	47.5
22/1/2024	0:53	49.2	49.5		50.6	47.2
22/1/2024	0:58	50.2			52.1	48.7
22/1/2024	1:03	48.9			50.8	46.9
22/1/2024	1:08	49.5	48.9		51.1	48.0
22/1/2024	1:13	48.5		48.5	50.4	46.7
22/1/2024	1:18	48.0			49.9	46.4
22/1/2024	1:23	48.0	47.9		49.6	46.5
22/1/2024	1:28	47.7			49.5	46.4
22/1/2024	1:33	47.8			49.6	46.3
22/1/2024	1:38	49.0	48.4		50.8	47.3
22/1/2024	1:43	48.3		48.2	49.6	46.9
22/1/2024	1:48	48.4			50.2	46.7
22/1/2024	1:53	47.7	47.9		49.4	46.2
22/1/2024	1:58	47.7			49.5	46.3
22/1/2024	2:03	48.5			50.1	46.7
22/1/2024	2:08	48.9	49.3		50.6	47.4
22/1/2024	2:13	50.4		49.1	52.0	49.1
22/1/2024	2:18	49.6			51.1	47.8
22/1/2024	2:23	48.9	49.0		50.7	47.3
22/1/2024	2:28	48.3			49.8	46.8
22/1/2024	2:33	49.1			50.5	47.8
22/1/2024	2:38	50.9	50.4		52.7	49.4
22/1/2024	2:43	51.0		50.2	52.8	49.5
22/1/2024	2:48	49.4			50.9	48.0
22/1/2024	2:53	49.8	50.0		51.4	48.2
22/1/2024	2:58	50.7			52.5	49.2
22/1/2024	3:03	48.6			50.4	47.1
22/1/2024	3:08	48.7	48.8		50.5	47.3
22/1/2024	3:13	49.1		48.8	50.9	47.6
22/1/2024	3:18	49.6			50.9	48.0
22/1/2024	3:23	48.6	48.9		50.3	46.8
22/1/2024	3:28	48.3			50.1	46.9
22/1/2024	3:33	48.5			50.0	46.8
22/1/2024	3:38	48.2	51.9		49.7	46.9
22/1/2024	3:43	55.1		50.9	56.7	53.4
22/1/2024	3:48	50.7			52.0	49.2
22/1/2024	3:53	48.4	49.6		49.9	47.0
22/1/2024	3:58	49.5			50.8	48.2
22/1/2024	4:03	48.1			49.5	46.8
22/1/2024	4:08	48.2	48.0		50.0	46.5
22/1/2024	4:13	47.7		47.8	49.5	46.1
22/1/2024	4:18	47.5			49.1	46.1
22/1/2024	4:23	47.6	47.6		48.9	46.3
22/1/2024	4:28	47.7			49.3	46.2
22/1/2024	4:33	47.6			49.0	46.1
22/1/2024	4:38	47.7	47.6		49.1	46.2
22/1/2024	4:43	47.5		47.8	48.8	46.0
22/1/2024	4:48	48.1			49.4	46.4
22/1/2024	4:53	47.6	48.0		49.3	46.2
22/1/2024	4:58	48.3			50.0	46.7
22/1/2024	5:03	48.5			50.1	46.9
22/1/2024	5:08	49.1	49.0		51.1	47.2
22/1/2024	5:13	49.3		52.8	51.0	47.7
22/1/2024	5:18	49.1			50.6	47.1
22/1/2024	5:23	56.7	54.8		58.2	54.8
22/1/2024	5:28	55.5			57.4	53.7
22/1/2024	5:33	57.8			59.7	55.8
22/1/2024	5:38	59.3	58.2		61.0	57.6
22/1/2024	5:43	57.3		60.0	58.8	55.4
22/1/2024	5:48	53.4			54.9	51.7
22/1/2024	5:53	60.8	61.3		62.3	59.0
22/1/2024	5:58	64.2			66.1	62.3
22/1/2024	6:03	64.8			66.7	63.1
22/1/2024	6:08	64.6	64.2		66.5	62.7
22/1/2024	6:13	62.9		62.8	64.5	61.0
22/1/2024	6:18	62.1			64.1	60.1
22/1/2024	6:23	60.0	60.8		62.0	57.6
22/1/2024	6:28	60.0			62.0	57.8
22/1/2024	6:33	59.5			61.8	57.4
22/1/2024	6:38	58.7	58.7		61.1	56.3
22/1/2024	6:43	57.7		73.3	59.6	55.3
22/1/2024	6:48	65.3			67.6	63.1
22/1/2024	6:53	72.3	76.3		74.3	70.0
22/1/2024	6:58	80.3			82.7	78.1
22/1/2024	23:04	50.1			51.8	48.7
22/1/2024	23:09	50.7	49.9		52.3	48.5
22/1/2024	23:14	48.6		49.2	50.5	46.7
22/1/2024	23:19	48.5			50.3	46.3
22/1/2024	23:24	48.2	48.3		50.4	46.8
22/1/2024	23:29	48.3			50.3	46.5
22/1/2024	23:34	48.5			50.3	46.5
22/1/2024	23:39	50.1	49.1		51.6	48.7
22/1/2024	23:44	48.6		50.5	50.1	47.1
22/1/2024	23:49	50.4			52.3	49.0
22/1/2024	23:54	51.2	51.5		53.1	49.1
22/1/2024	23:59	52.6			54.8	50.9
		Mean	51.8	52.3		
		Maximum	76.3	73.3		
		Minimum	47.6	47.8		

Station: LFT_M5

Date	Start Time	Leq (5mins)	Leq (15mins)	Leq (30mins)	L10 (5mins)	L90 (5mins)
23/1/2024	0:04	54.4			56.1	52.8
23/1/2024	0:09	53.9	54.4		55.5	52.5
23/1/2024	0:14	55.0		65.7	57.0	53.5
23/1/2024	0:19	58.6			60.1	56.9
23/1/2024	0:24	65.4	68.5		66.9	63.7
23/1/2024	0:29	72.4			74.3	70.7
23/1/2024	0:34	52.9			54.7	51.2
23/1/2024	0:39	54.4	53.0		56.2	53.0
23/1/2024	0:44	51.2		51.9	53.0	49.7
23/1/2024	0:49	50.6			52.1	48.8
23/1/2024	0:54	50.5	50.4		52.5	48.8
23/1/2024	0:59	50.2			51.6	48.3
23/1/2024	1:04	49.3			51.1	47.5
23/1/2024	1:09	49.0	49.3		50.6	47.3
23/1/2024	1:14	49.5		49.2	50.9	47.5
23/1/2024	1:19	49.9			51.2	48.3
23/1/2024	1:24	49.0	49.2		50.8	47.4
23/1/2024	1:29	48.5			49.8	46.7
23/1/2024	1:34	48.2			49.6	46.4
23/1/2024	1:39	47.6	47.9		49.0	46.1
23/1/2024	1:44	48.0		48.3	49.8	46.2
23/1/2024	1:49	48.3			49.9	46.5
23/1/2024	1:54	48.7	48.7		50.3	47.3
23/1/2024	1:59	49.0			50.3	47.6
23/1/2024	2:04	48.8			50.4	47.2
23/1/2024	2:09	48.9	49.0		50.6	47.3
23/1/2024	2:14	49.2		49.3	50.8	47.4
23/1/2024	2:19	49.4			51.0	47.7
23/1/2024	2:24	49.8	49.7		51.6	48.1
23/1/2024	2:29	49.8			51.1	48.3
23/1/2024	2:34	51.1			52.5	49.5
23/1/2024	2:39	50.2	50.2		51.5	48.5
23/1/2024	2:44	49.3		52.4	51.0	47.8
23/1/2024	2:49	50.7			52.2	49.3
23/1/2024	2:54	52.8	53.9		54.6	51.0
23/1/2024	2:59	56.3			58.0	54.8
23/1/2024	3:04	52.9			54.7	51.2
23/1/2024	3:09	51.7	52.0		53.1	49.9
23/1/2024	3:14	51.4		52.7	53.0	49.7
23/1/2024	3:19	54.0			55.7	52.5
23/1/2024	3:24	53.5	53.3		55.1	52.0
23/1/2024	3:29	52.3			54.0	51.0
23/1/2024	3:34	51.7			53.2	50.0
23/1/2024	3:39	52.3	51.6		53.9	50.9
23/1/2024	3:44	50.8		50.8	52.1	49.5
23/1/2024	3:49	49.9			51.3	48.3
23/1/2024	3:54	50.4	49.9		51.9	49.1
23/1/2024	3:59	49.2			50.5	47.9
23/1/2024	4:04	48.4			49.7	47.1
23/1/2024	4:09	48.0	48.3		49.6	46.6
23/1/2024	4:14	48.6		48.4	50.0	46.9
23/1/2024	4:19	48.0			49.8	46.5
23/1/2024	4:24	48.5	48.4		50.2	46.7
23/1/2024	4:29	48.6			50.3	47.1
23/1/2024	4:34	48.3			49.8	46.9
23/1/2024	4:39	49.5	50.0		50.8	47.7
23/1/2024	4:44	51.6		54.2	53.3	50.0
23/1/2024	4:49	55.2			56.8	53.6
23/1/2024	4:54	58.1	56.3		59.7	56.3
23/1/2024	4:59	54.9			56.5	53.3
23/1/2024	5:04	54.4			56.3	52.8
23/1/2024	5:09	53.5	53.7		55.2	51.9
23/1/2024	5:14	53.1		53.3	55.1	51.2
23/1/2024	5:19	53.1			54.7	51.5
23/1/2024	5:24	52.7	52.8		54.2	50.7
23/1/2024	5:29	52.6			54.3	50.8
23/1/2024	5:34	53.2			54.9	51.5
23/1/2024	5:39	53.8	53.8		55.4	52.2
23/1/2024	5:44	54.3		54.4	55.8	52.4
23/1/2024	5:49	56.0			58.0	54.0
23/1/2024	5:54	56.2	55.0		58.2	54.7
23/1/2024	5:59	51.3			52.8	49.4
23/1/2024	6:04	49.4			50.9	47.7
23/1/2024	6:09	49.3	50.3		51.5	47.2
23/1/2024	6:14	51.7		52.0	54.0	49.4
23/1/2024	6:19	52.1			54.1	49.9
23/1/2024	6:24	53.1	53.2		55.1	51.0
23/1/2024	6:29	54.2			56.0	51.9
23/1/2024	6:34	54.5			56.6	52.7
23/1/2024	6:39	54.5	54.6		56.8	52.2
23/1/2024	6:44	54.9		56.2	57.0	53.0
23/1/2024	6:49	56.6			58.6	54.7
23/1/2024	6:54	57.2	57.4		59.6	55.3
23/1/2024	6:59	58.2			60.0	56.3
23/1/2024	23:04	57.4			58.8	55.2
23/1/2024	23:09	55.8	56.7		57.3	53.6
23/1/2024	23:14	56.8		56.4	58.4	54.7
23/1/2024	23:19	56.3			57.7	54.2
23/1/2024	23:24	56.5	56.1		57.9	55.0
23/1/2024	23:29	55.5			57.2	53.3
23/1/2024	23:34	54.6			56.2	53.0
23/1/2024	23:39	51.3	52.9		52.8	49.6
23/1/2024	23:44	52.0		51.6	53.5	50.3
23/1/2024	23:49	52.7			54.6	50.7
23/1/2024	23:54	47.1	49.8		48.9	45.5
23/1/2024	23:59	47.0			53.5	45.0
		Mean	52.5	52.9		
		Maximum	68.5	65.7		
		Minimum	47.9	48.3		

Date	Start Time	Leq (5mins)	Leq (15mins)	Leq (30mins)	L10 (5mins)	L90 (5mins)
24/1/2024	0:04	47.0			48.5	45.0
24/1/2024	0:09	47.3	47.2		48.9	45.7
24/1/2024	0:14	47.3		47.2	49.0	45.8
24/1/2024	0:19	47.0			48.4	45.0
24/1/2024	0:24	47.1	47.1		48.7	45.7
24/1/2024	0:29	47.3			48.9	45.4
24/1/2024	0:34	47.6			49.3	46.0
24/1/2024	0:39	47.7	47.7		49.2	46.0
24/1/2024	0:44	48.0		48.0	49.7	46.1
24/1/2024	0:49	48.1			49.5	46.5
24/1/2024	0:54	48.3	48.2		50.3	46.8
24/1/2024	0:59	48.3			49.9	46.4
24/1/2024	1:04	48.4			50.1	46.4
24/1/2024	1:09	48.3	48.6		50.2	46.3
24/1/2024	1:14	49.0		50.8	50.9	47.0
24/1/2024	1:19	50.0			51.6	48.6
24/1/2024	1:24	51.8	52.3		53.4	50.4
24/1/2024	1:29	54.2			55.7	52.9
24/1/2024	1:34	56.9			58.4	55.6
24/1/2024	1:39	58.7	58.3		60.5	56.9
24/1/2024	1:44	59.2		57.9	60.8	57.7
24/1/2024	1:49	61.8			63.2	60.0
24/1/2024	1:54	47.2	57.3		48.8	45.7
24/1/2024	1:59	47.3			49.1	46.0
24/1/2024	2:04	47.2			48.6	45.6
24/1/2024	2:09	47.4	47.3		48.9	46.1
24/1/2024	2:14	47.2		47.5	49.0	45.8
24/1/2024	2:19	47.5			48.8	46.0
24/1/2024	2:24	47.8	47.7		49.1	46.0
24/1/2024	2:29	47.8			49.1	46.4
24/1/2024	2:34	47.4			48.7	46.0
24/1/2024	2:39	47.6	47.4		49.4	46.3
24/1/2024	2:44	47.3		47.3	49.1	45.8
24/1/2024	2:49	47.2			48.9	45.8
24/1/2024	2:54	47.2	47.1		48.9	45.8
24/1/2024	2:59	47.1			48.5	45.5
24/1/2024	3:04	47.2			48.8	45.5
24/1/2024	3:09	47.4	47.2		48.7	45.8
24/1/2024	3:14	47.0		47.1	48.7	45.2
24/1/2024	3:19	47.0			48.3	45.4
24/1/2024	3:24	47.2	47.1		48.8	45.5
24/1/2024	3:29	47.1			48.4	45.8
24/1/2024	3:34	47.3			48.6	45.6
24/1/2024	3:39	47.6	47.6		49.4	46.0
24/1/2024	3:44	48.0		48.1	49.8	46.7
24/1/2024	3:49	48.1			49.6	46.6
24/1/2024	3:54	48.5	48.6		50.3	46.9
24/1/2024	3:59	49.0			50.5	47.5
24/1/2024	4:04	48.9			50.3	47.3
24/1/2024	4:09	48.9	49.1		50.6	47.3
24/1/2024	4:14	49.4		49.4	51.1	47.6
24/1/2024	4:19	49.4			50.7	48.0
24/1/2024	4:24	50.0	49.7		51.8	48.2
24/1/2024	4:29	49.8			51.4	48.5
24/1/2024	4:34	49.8			51.6	48.2
24/1/2024	4:39	49.1	49.5		50.7	47.4
24/1/2024	4:44	49.6		49.7	50.9	48.3
24/1/2024	4:49	50.2			51.9	48.5
24/1/2024	4:54	49.9	49.9		51.8	47.9
24/1/2024	4:59	49.7			51.6	48.2
24/1/2024	5:04	50.0			51.7	48.5
24/1/2024	5:09	50.8	50.9		52.7	48.8
24/1/2024	5:14	51.8		51.5	53.3	50.1
24/1/2024	5:19	51.6			53.3	49.9
24/1/2024	5:24	51.9	51.9		53.5	50.3
24/1/2024	5:29	52.3			54.3	50.3
24/1/2024	5:34	53.1			54.9	51.5
24/1/2024	5:39	56.7	57.2		58.7	55.1
24/1/2024	5:44	59.6		64.7	61.6	57.6
24/1/2024	5:49	62.0			63.8	60.2
24/1/2024	5:54	66.3	67.3		67.8	64.6
24/1/2024	5:59	70.2			72.0	68.5
24/1/2024	6:04	74.0			75.7	72.5
24/1/2024	6:09	75.7	74.3		78.0	73.4
24/1/2024	6:14	72.8		71.8	74.9	70.7
24/1/2024	6:19	68.1			69.9	65.7
24/1/2024	6:24	64.0	65.4		66.2	61.7
24/1/2024	6:29	61.6			64.0	59.8
24/1/2024	6:34	61.0			63.4	58.7
24/1/2024	6:39	60.5	60.5		62.4	58.6
24/1/2024	6:44	60.1		65.8	62.3	58.1
24/1/2024	6:49	63.6			65.4	61.6
24/1/2024	6:54	66.1	68.1		68.5	63.9
24/1/2024	6:59	71.2			73.2	69.0
24/1/2024	23:03	47.9			49.4	46.3
24/1/2024	23:08	47.8	47.7		49.5	45.9
24/1/2024	23:13	47.4		47.5	48.9	45.5
24/1/2024	23:18	47.2			48.8	45.3
24/1/2024	23:23	47.0	47.4		48.4	45.5
24/1/2024	23:28	47.9			49.7	45.9
24/1/2024	23:33	49.9			51.9	48.1
24/1/2024	23:38	49.2	49.1		51.0	47.5
24/1/2024	23:43	48.2		48.7	49.7	46.6
24/1/2024	23:48	47.7			49.1	46.2
24/1/2024	23:53	48.3	48.3		50.1	46.9
24/1/2024	23:58	48.9			50.6	47.5
		Mean	52.3	52.7		
		Maximum	74.3	71.8		
		Minimum	47.1	47.1		

Station: LFT_M5

Date	Start Time	Leq (5mins)	Leq (15mins)	Leq (30mins)	L10 (5mins)	L90 (5mins)
25/1/2024	0:03	52.7	55.1	53.8	54.3	51.2
25/1/2024	0:08	54.8			56.2	53.2
25/1/2024	0:13	56.9			58.3	55.5
25/1/2024	0:18	54.8	51.8		56.5	53.5
25/1/2024	0:23	47.4			49.0	46.0
25/1/2024	0:28	49.8			51.5	48.0
25/1/2024	0:33	52.1	52.0	52.9	53.5	50.8
25/1/2024	0:38	52.1			53.7	50.3
25/1/2024	0:43	51.7			53.2	50.3
25/1/2024	0:48	49.6	53.7		51.3	47.9
25/1/2024	0:53	50.5			51.9	48.8
25/1/2024	0:58	57.0			58.6	55.4
25/1/2024	1:03	50.4	51.9	51.5	51.7	48.6
25/1/2024	1:08	50.9			52.4	49.2
25/1/2024	1:13	53.7			55.0	52.1
25/1/2024	1:18	48.4	51.1		49.7	47.1
25/1/2024	1:23	53.8			55.3	52.0
25/1/2024	1:28	48.9			50.2	47.6
25/1/2024	1:33	47.3	48.2	51.7	49.1	45.8
25/1/2024	1:38	49.1			50.9	47.6
25/1/2024	1:43	48.1			49.6	46.5
25/1/2024	1:48	56.7	53.6		58.2	55.4
25/1/2024	1:53	51.8			53.1	50.3
25/1/2024	1:58	48.9			50.2	47.4
25/1/2024	2:03	53.8	51.9	51.5	55.3	52.2
25/1/2024	2:08	51.8			53.1	50.1
25/1/2024	2:13	48.8			50.6	47.5
25/1/2024	2:18	49.1	51.0		50.5	47.4
25/1/2024	2:23	51.6			53.1	50.3
25/1/2024	2:28	51.7			53.3	50.3
25/1/2024	2:33	50.8	49.6	50.8	52.2	49.5
25/1/2024	2:38	48.7			50.1	47.2
25/1/2024	2:43	49.1			50.4	47.7
25/1/2024	2:48	50.9	51.7		52.7	49.4
25/1/2024	2:53	51.6			53.0	49.9
25/1/2024	2:58	52.5			54.3	50.9
25/1/2024	3:03	51.0	50.7	50.7	52.8	49.7
25/1/2024	3:08	49.6			50.9	48.1
25/1/2024	3:13	51.3			53.1	50.0
25/1/2024	3:18	52.0	50.6		53.7	50.6
25/1/2024	3:23	49.4			51.2	48.0
25/1/2024	3:28	50.1			51.8	48.5
25/1/2024	3:33	50.1	49.7	49.1	51.9	48.7
25/1/2024	3:38	48.4			50.1	47.0
25/1/2024	3:43	50.3			51.9	48.6
25/1/2024	3:48	49.6	48.3		51.4	47.6
25/1/2024	3:53	47.5			49.2	45.7
25/1/2024	3:58	47.6			49.5	45.9
25/1/2024	4:03	47.4	47.7	48.8	49.0	45.6
25/1/2024	4:08	47.5			49.4	45.8
25/1/2024	4:13	48.2			50.1	46.7
25/1/2024	4:18	50.2	49.7		51.9	48.4
25/1/2024	4:23	50.9			52.9	48.9
25/1/2024	4:28	47.1			48.7	45.2
25/1/2024	4:33	47.5	47.7	50.5	49.5	45.5
25/1/2024	4:38	47.7			49.3	46.2
25/1/2024	4:43	48.0			49.6	46.0
25/1/2024	4:48	55.4	52.1		57.2	53.8
25/1/2024	4:53	48.5			50.2	46.6
25/1/2024	4:58	48.8			50.3	46.8
25/1/2024	5:03	48.4	48.0	48.1	50.3	46.3
25/1/2024	5:08	47.8			50.2	45.8
25/1/2024	5:13	47.8			50.1	45.5
25/1/2024	5:18	47.9	48.2		49.8	46.0
25/1/2024	5:23	48.3			50.5	46.2
25/1/2024	5:28	48.5			50.9	46.3
25/1/2024	5:33	48.2	48.5	49.0	50.6	45.8
25/1/2024	5:38	48.8			51.0	47.0
25/1/2024	5:43	48.6			50.5	46.6
25/1/2024	5:48	48.5	49.5		50.8	46.4
25/1/2024	5:53	49.2			51.2	46.9
25/1/2024	5:58	50.6			52.8	48.8
25/1/2024	6:03	50.8	52.9	54.7	53.0	48.6
25/1/2024	6:08	52.9			55.2	50.7
25/1/2024	6:13	54.3			56.9	51.7
25/1/2024	6:18	55.5	56.0		57.8	52.8
25/1/2024	6:23	55.4			58.1	52.9
25/1/2024	6:28	56.9			59.6	54.6
25/1/2024	6:33	56.0	56.2	55.6	58.1	53.9
25/1/2024	6:38	55.9			58.2	53.6
25/1/2024	6:43	56.6			59.2	54.5
25/1/2024	6:48	55.2	54.9		57.9	52.9
25/1/2024	6:53	55.2			57.5	52.8
25/1/2024	6:58	54.3			56.4	51.7
		Mean	51.2	51.3		
		Maximum	56.2	55.6		
		Minimum	47.7	48.1		

Summary of Noise Monitoring Results during 23:00 - 07:00 on the next day at LFT_M5		
	Leq (15mins)	Leq (30mins)
Mean	52.4	52.7
Maximum	77.3	74.6
Minimum	46.0	46.8

Appendix 3-25 Baseline Noise Monitoring Data – 07:00 - 19:00 at LFT_M7

Station: LFT_M7

Date	Start Time	Leq (5mins)	Leq (30mins)	L10 (5mins)	L90 (5mins)
11/1/2024	11:44	54.0		56.4	51.6
11/1/2024	11:49	52.7		55.2	50.3
11/1/2024	11:54	53.4	53.4	56.7	51.6
11/1/2024	11:59	54.2		56.4	51.6
11/1/2024	12:04	53.1		54.9	49.8
11/1/2024	12:09	52.8		55.5	51.0
11/1/2024	12:14	54.0		56.5	52.0
11/1/2024	12:19	53.7		57.0	51.9
11/1/2024	12:24	53.9	54.0	56.5	52.0
11/1/2024	12:29	53.7		56.2	50.7
11/1/2024	12:34	53.9		55.6	50.8
11/1/2024	12:39	54.5		57.2	51.7
11/1/2024	12:44	52.8		55.7	51.2
11/1/2024	12:49	52.2		54.0	49.6
11/1/2024	12:54	51.6	52.6	54.1	49.5
11/1/2024	12:59	53.7		56.4	50.7
11/1/2024	13:04	51.1		53.9	48.5
11/1/2024	13:09	53.8		56.1	51.3
11/1/2024	13:14	50.9		53.2	48.8
11/1/2024	13:19	53.2		56.3	50.7
11/1/2024	13:24	54.1	53.2	56.7	51.3
11/1/2024	13:29	53.9		55.8	51.4
11/1/2024	13:34	52.8		54.5	50.6
11/1/2024	13:39	53.6		55.9	51.6
11/1/2024	13:44	52.9		54.7	50.7
11/1/2024	13:49	51.7		53.9	50.0
11/1/2024	13:54	50.2	52.1	53.3	48.3
11/1/2024	13:59	53.3		55.4	50.6
11/1/2024	14:04	49.7		51.3	47.4
11/1/2024	14:09	53.3		55.2	51.5
11/1/2024	14:14	52.5		55.8	49.9
11/1/2024	14:19	51.8		54.2	50.2
11/1/2024	14:24	54.6	52.8	56.5	51.8
11/1/2024	14:29	51.3		54.5	48.2
11/1/2024	14:34	52.1		54.0	49.9
11/1/2024	14:39	53.6		55.4	51.8
11/1/2024	14:44	53.7		57.3	50.7
11/1/2024	14:49	50.6		53.7	48.2
11/1/2024	14:54	54.8	52.3	57.8	51.9
11/1/2024	14:59	50.7		52.8	47.4
11/1/2024	15:04	51.1		53.7	49.3
11/1/2024	15:09	50.7		52.9	47.4
11/1/2024	15:14	52.4		55.8	49.8
11/1/2024	15:19	51.3		54.0	48.8
11/1/2024	15:24	55.1	53.0	58.2	51.8
11/1/2024	15:29	54.2		57.6	51.1
11/1/2024	15:34	52.3		55.5	49.0
11/1/2024	15:39	51.3		54.8	48.4
11/1/2024	15:44	54.8		57.2	50.9
11/1/2024	15:49	52.5		55.7	49.3
11/1/2024	15:54	53.5	54.1	56.8	51.5
11/1/2024	15:59	55.0		57.8	52.2
11/1/2024	16:04	53.7		56.9	51.4
11/1/2024	16:09	54.6		58.5	50.9
11/1/2024	16:14	50.9		54.4	47.0
11/1/2024	16:19	51.0		53.6	48.5
11/1/2024	16:24	52.4	53.2	54.6	50.2
11/1/2024	16:29	52.3		56.2	48.6
11/1/2024	16:34	55.2		58.8	52.3
11/1/2024	16:39	55.0		58.2	52.5
11/1/2024	16:44	53.5		56.2	51.1
11/1/2024	16:49	52.7		56.7	49.4
11/1/2024	16:54	51.9	53.9	55.8	48.7
11/1/2024	16:59	51.9		54.6	47.7
11/1/2024	17:04	55.5		58.3	52.2
11/1/2024	17:09	56.1		59.7	53.6
11/1/2024	17:14	52.9		55.4	49.4
11/1/2024	17:19	52.9		56.4	49.7
11/1/2024	17:24	53.6	54.4	56.6	49.9
11/1/2024	17:29	55.9		58.7	52.4
11/1/2024	17:34	55.6		58.3	52.6
11/1/2024	17:39	54.3		57.1	50.4
11/1/2024	17:44	54.4		59.0	49.6
11/1/2024	17:49	54.7		59.1	49.9
11/1/2024	17:54	55.9	55.1	59.0	52.4
11/1/2024	17:59	55.7		58.9	50.9
11/1/2024	18:04	53.4		57.8	48.9
11/1/2024	18:09	55.7		60.0	52.3
11/1/2024	18:14	53.8		56.9	49.3
11/1/2024	18:19	54.0		58.4	50.9
11/1/2024	18:24	53.1	53.5	57.3	49.5
11/1/2024	18:29	52.7		55.9	49.6
11/1/2024	18:34	53.8		58.0	48.9
11/1/2024	18:39	53.6		58.0	50.6
11/1/2024	18:44	55.8		59.4	52.2
11/1/2024	18:49	56.6		60.0	53.6
11/1/2024	18:54	54.5		57.9	51.6
11/1/2024	18:59	53.9		57.8	50.2
		Mean	53.4		
		Maximum	55.1		
		Minimum	52.1		

Date	Start Time	Leq (5mins)	Leq (30mins)	L10 (5mins)	L90 (5mins)
12/1/2024	7:04	47.1		48.7	45.4
12/1/2024	7:09	47.1		48.7	45.3
12/1/2024	7:14	48.5	48.0	50.3	46.5
12/1/2024	7:19	48.5		50.2	46.9
12/1/2024	7:24	48.1		50.1	46.1
12/1/2024	7:29	48.5		50.3	46.5
12/1/2024	7:34	48.3		49.9	46.7
12/1/2024	7:39	47.3		49.0	45.3
12/1/2024	7:44	50.2	49.7	52.2	48.1
12/1/2024	7:49	50.0		52.2	47.8
12/1/2024	7:54	49.6		51.6	47.2
12/1/2024	7:59	51.6		53.6	49.3
12/1/2024	8:04	51.6		53.5	49.5
12/1/2024	8:09	51.2		53.5	48.8
12/1/2024	8:14	51.9	51.5	53.8	49.7
12/1/2024	8:19	52.0		54.1	49.9
12/1/2024	8:24	51.0		53.3	48.7
12/1/2024	8:29	51.1		53.0	48.8
12/1/2024	8:34	51.3		53.5	48.9
12/1/2024	8:39	51.7		54.1	49.7
12/1/2024	8:44	53.5	52.7	55.7	51.6
12/1/2024	8:49	53.8		55.7	51.7
12/1/2024	8:54	52.5		54.4	49.9
12/1/2024	8:59	52.9		55.0	50.7
12/1/2024	9:04	52.4		55.0	50.2
12/1/2024	9:09	53.6		55.9	51.4
12/1/2024	9:14	52.9	52.9	55.1	50.9
12/1/2024	9:19	53.6		56.1	51.5
12/1/2024	9:24	52.4		54.6	49.9
12/1/2024	9:29	52.1		54.6	50.0
12/1/2024	9:34	52.6		54.7	50.5
12/1/2024	9:39	52.4		54.8	49.9
12/1/2024	9:44	53.6	53.3	55.8	51.4
12/1/2024	9:49	52.6		54.7	50.6
12/1/2024	9:54	53.6		55.3	51.2
12/1/2024	9:59	54.6		56.3	52.6
12/1/2024	10:04	52.5		54.4	50.6
12/1/2024	10:09	53.2		55.5	51.1
12/1/2024	10:14	54.3	53.3	56.3	51.7
12/1/2024	10:19	52.9		54.8	50.6
12/1/2024	10:24	53.9		55.6	51.4
12/1/2024	10:29	52.4		55.1	50.7
12/1/2024	10:34	53.0		54.7	50.5
12/1/2024	10:39	54.5		57.1	52.5
12/1/2024	10:44	51.6	53.0	53.7	49.4
12/1/2024	10:49	53.1		55.9	51.0
12/1/2024	10:54	52.3		55.3	49.3
12/1/2024	10:59	52.8		55.4	50.8
12/1/2024	11:04	52.1		54.8	49.8
12/1/2024	11:09	53.1		55.2	50.6
12/1/2024	11:14	53.0	52.8	55.8	51.3
12/1/2024	11:19	53.1		55.1	50.9
12/1/2024	11:24	53.1		55.1	50.7
12/1/2024	11:29	52.6		55.3	50.6
12/1/2024	11:34	52.5		54.9	50.4
12/1/2024	11:39	52.4		54.6	50.1
12/1/2024	11:44	54.4	53.5	56.3	51.9
12/1/2024	11:49	53.8		56.7	51.2
12/1/2024	11:54	53.7		55.7	51.2
12/1/2024	11:59	53.7		55.6	51.8
12/1/2024	12:04	52.4		54.7	49.4
12/1/2024	12:09	52.6		54.4	49.5
12/1/2024	12:14	52.8	52.7	55.3	50.4
12/1/2024	12:19	53.0		54.8	49.7
12/1/2024	12:24	53.0		55.8	50.1
12/1/2024	12:29	52.4		54.9	49.4
12/1/2024	12:34	53.7		56.1	51.0
12/1/2024	12:39	52.4		54.5	50.5
12/1/2024	12:44	52.4	52.3	54.3	50.5
12/1/2024	12:49	50.9		52.4	48.6
12/1/2024	12:54	52.6		55.2	50.4
12/1/2024	12:59	51.0		54.1	48.3
12/1/2024	13:04	53.7		55.8	51.5
12/1/2024	13:09	50.9		53.6	47.8
12/1/2024	13:14	51.5	52.5	53.6	49.6
12/1/2024	13:19	53.3		54.8	50.4
12/1/2024	13:24	53.4		56.3	51.2
12/1/2024	13:29	51.0		54.0	49.5
12/1/2024	13:34	53.0		55.7	50.3
12/1/2024	13:39	54.4		57.1	51.6
12/1/2024	13:44	54.6	53.7	58.0	52.4
12/1/2024	13:49	54.3		56.9	52.1
12/1/2024	13:54	50.2		51.9	48.3
12/1/2024	13:59	54.1		55.8	51.8
12/1/2024	14:04	52.1		54.0	49.4
12/1/2024	14:09	51.1		53.2	48.9
12/1/2024	14:14	50.1	50.9	52.5	48.0
12/1/2024	14:19	49.8		53.2	47.6
12/1/2024	14:24	50.3		52.1	48.6
12/1/2024	14:29	51.5		54.5	49.6
12/1/2024	14:34	54.0		56.1	52.4
12/1/2024	14:39	53.1		54.9	49.8
12/1/2024	14:44	54.5	53.4	57.0	52.5
12/1/2024	14:49	53.9		56.1	51.3
12/1/2024	14:54	52.1		54.3	49.5
12/1/2024	14:59	51.9		54.2	49.2
12/1/2024	15:04	54.2		56.2	50.6
12/1/2024	15:09	55.2		58.2	51.8
12/1/2024	15:14	52.6	53.5	54.5	50.0
12/1/2024	15:19	54.6		57.3	52.6
12/1/2024	15:24	52.1		54.7	48.5
12/1/2024	15:29	50.6		54.2	47.6
12/1/2024	15:34	50.8		52.6	48.4
12/1/2024	15:39	52.6		56.0	49.4
12/1/2024	15:44	53.6	53.0	55.9	50.9
12/1/2024	15:49	54.8		58.1	51.5
12/1/2024	15:54	53.2		56.8	51.0
12/1/2024	15:59	52.1		54.3	48.2
12/1/2024	16:04	51.0		54.4	48.0
12/1/2024	16:09	50.8		54.1	48.6
12/1/2024	16:14	54.1	53.3	57.5	52.1
12/1/2024	16:19	53.7		57.4	49.8
12/1/2024	16:24	55.4		59.3	53.1
12/1/2024	16:29	53.0		55.2	51.0
12/1/2024	16:34	54.3		57.8	50.4
12/1/2024	16:39	54.9		57.0	51.6
12/1/2024	16:44	52.0	53.4	54.8	47.8
12/1/2024	16:49	52.9		56.3	49.0
12/1/2024	16:54	52.8		56.3	50.2
12/1/2024	16:59	52.9		55.3	50.3
12/1/2024	17:04	53.7		56.8	49.6
12/1/2024	17:09	53.5		55.9	50.9
12/1/2024	17:14	56.0	53.9	59.1	53.6
12/1/2024	17:19	54.8		58.9	52.3
12/1/2024	17:24	51.7		54.6	48.6
12/1/2024	17:29	52.5		55.4	49.7
12/1/2024	17:34	52.7		56.9	49.9
12/1/2024	17:39	53.5		56.6	49.4
12/1/2024	17:44	56.3	54.2	60.1	51.4
12/1/2024	17:49	52.8		57.2	49.2
12/1/2024	17:54	53.9		56.8	49.9
12/1/2024	17:59	55.0		58.2	50.8
12/1/2024	18:04	54.5		58.8	50.4
12/1/2024	18:09	55.0		58.6	51.3
12/1/2024	18:14	52.9	54.1	57.7	48.0
12/1/2024	18:19	52.8		57.4	49.9
12/1/2024	18:24	54.1		57.1	50.3
12/1/2024	18:29	55.0		58.6	50.1
12/1/2024	18:34	54.1		58.2	51.1
12/1/2024	18:39	55.4		60.3	51.5
12/1/2024	18:44	54.9	54.8	58.3	51.4
12/1/2024	18:49	55.5		59.4	51.6
12/1/2024	18:54	53.1		56.0	49.2
12/1/2024	18:59	55.1		59.2	51.7
		Mean	52.8		
		Maximum	54.8		
		Minimum	48.0		

Date	Start Time	Leq (5mins)	Leq (30mins)	L10 (5mins)	L90 (5mins)
13/1/2024	7:04	48.8		50.6	46.8
13/1/2024	7:09	48.7		50.4	47.1
13/1/2024	7:14	47.6	48.0	49.6	45.8
13/1/2024	7:19	48.2		49.8	46.2
13/1/2024	7:24	47.1		48.7	45.3
13/1/2024	7:29	47.5		49.1	45.6
13/1/2024	7:34	48.6		50.6	46.7
13/1/2024	7:39	47.3		49.1	45.6
13/1/2024	7:44	49.4	49.3	51.4	47.5
13/1/2024	7:49	49.8		51.7	47.5
13/1/2024	7:54	50.4		52.5	48.0
13/1/2024	7:59	49.7		51.7	47.5
13/1/2024	8:04	49.9		52.1	47.6
13/1/2024	8:09	52.1		54.0	49.7
13/1/2024	8:14	51.0	51.1	53.2	48.7
13/1/2024	8:19	51.6		53.6	49.7
13/1/2024	8:24	50.2		52.1	48.3
13/1/2024	8:29	51.2		53.5	48.8
13/1/2024	8:37	53.0		56.5	51.0
13/1/2024	8:42	53.6		57.1	51.0
13/1/2024	8:47	53.9		57.6	51.8
13/1/2024	8:52	52.5		56.0	50.3
13/1/2024	8:57	53.6		57.1	51.6
13/1/2024	9:02	52.9		56.7	50.3
13/1/2024	9:07	52.7		56.4	50.4
13/1/2024	9:12	53.3	53.2	57.1	50.8
13/1/2024	9:17	53.9		57.1	51.3
13/1/2024	9:22	52.1		55.9	50.0
13/1/2024	9:27	53.9		58.0	51.4
13/1/2024	9:32	52.5		55.8	50.5
13/1/2024	9:37	54.6		57.6	52.5
13/1/2024	9:42	54.0	53.5	57.4	51.3
13/1/2024	9:47	53.9		57.3	51.2
13/1/2024	9:52	52.2		55.6	49.8
13/1/2024	9:57	53.1		56.0	50.9
13/1/2024	10:02	53.4		56.2	51.5
13/1/2024	10:07	52.8		56.5	50.1
13/1/2024	10:12	54.3	53.4	57.8	51.7
13/1/2024	10:17	52.8		55.7	50.2
13/1/2024	10:22	52.3		55.4	50.6
13/1/2024	10:27	54.4		58.4	51.7
13/1/2024	10:32	52.9		56.9	50.7
13/1/2024	10:37	52.8		56.7	50.0
13/1/2024	10:42	51.8	52.5	55.3	49.0
13/1/2024	10:47	53.0		56.8	50.4
13/1/2024	10:52	51.9		55.9	50.0
13/1/2024	10:57	52.3		55.6	51.2
13/1/2024	11:02	51.6		55.2	50.0
13/1/2024	11:07	51.6		54.8	49.9
13/1/2024	11:12	53.1	52.3	56.3	49.2
13/1/2024	11:17	52.6		56.3	48.7
13/1/2024	11:22	51.6		55.3	50.4
13/1/2024	11:27	52.8		55.7	50.1
13/1/2024	11:32	52.3		56.4	48.4
13/1/2024	11:37	52.9		56.5	50.8
13/1/2024	11:42	54.6	53.4	58.2	49.8
13/1/2024	11:47	52.9		55.7	50.3
13/1/2024	11:52	53.5		58.0	52.5
13/1/2024	11:57	53.7		56.5	50.3
13/1/2024	12:02	54.6		57.7	51.9
13/1/2024	12:07	53.2		57.4	51.3
13/1/2024	12:12	53.6	53.7	57.6	52.1
13/1/2024	12:17	53.4		57.0	51.1
13/1/2024	12:22	52.4		55.6	50.9
13/1/2024	12:27	54.7		58.6	51.3
13/1/2024	12:32	53.7		58.3	50.0
13/1/2024	12:37	53.2		56.1	52.1
13/1/2024	12:42	51.1	52.6	54.5	50.9
13/1/2024	12:47	53.0		56.7	51.6
13/1/2024	12:52	51.2		55.5	49.4
13/1/2024	12:57	52.7		56.6	50.5
13/1/2024	13:02	53.9		58.1	48.2
13/1/2024	13:07	52.2		55.2	50.8
13/1/2024	13:12	51.7	52.7	55.4	50.7
13/1/2024	13:17	51.0		54.8	49.7
13/1/2024	13:22	54.2		57.3	49.2
13/1/2024	13:27	52.4		56.2	48.5
13/1/2024	13:32	52.9		57.4	52.4
13/1/2024	13:37	52.7		56.9	49.1
13/1/2024	13:42	52.0	53.2	55.7	50.5
13/1/2024	13:47	53.4		56.6	50.6
13/1/2024	13:52	53.7		58.2	50.2
13/1/2024	13:57	54.1		58.7	50.2
13/1/2024	14:02	49.7		53.9	47.9
13/1/2024	14:07	50.6		54.5	49.6
13/1/2024	14:12	52.2	51.0	57.0	47.9
13/1/2024	14:17	51.0		55.0	47.7
13/1/2024	14:22	51.5		55.8	49.8
13/1/2024	14:27	50.5		53.5	47.6
13/1/2024	14:32	54.5		58.9	48.1
13/1/2024	14:37	53.1		56.8	47.3
13/1/2024	14:42	51.8	53.6	54.8	51.0
13/1/2024	14:47	51.4		55.8	49.8
13/1/2024	14:52	54.4		59.1	49.1
13/1/2024	14:57	54.9		58.9	49.1
13/1/2024	15:02	53.9		58.3	50.6
13/1/2024	15:07	50.9		54.5	48.5
13/1/2024	15:12	52.1	53.1	55.3	51.2
13/1/2024	15:17	51.5		56.0	47.6
13/1/2024	15:22	53.6		57.2	49.5
13/1/2024	15:27	55.0		58.3	47.9
13/1/2024	15:32	52.0		56.5	51.6
13/1/2024	15:37	51.1		54.8	47.4
13/1/2024	15:42	54.5	52.8	57.7	48.3
13/1/2024	15:47	52.8		56.8	47.9
13/1/2024	15:52	52.9		55.8	51.0
13/1/2024	15:57	53.0		57.5	50.3
13/1/2024	16:02	55.1		60.5	49.2
13/1/2024	16:07	53.6		58.1	49.6
13/1/2024	16:12	53.7	53.0	56.7	52.2
13/1/2024	16:17	50.9		55.9	50.7
13/1/2024	16:22	50.9		56.2	50.0
13/1/2024	16:27	51.9		56.1	48.4
13/1/2024	16:32	55.0		59.8	47.4
13/1/2024	16:37	51.9		55.7	47.8
13/1/2024	16:42	53.5	54.0	56.9	51.5
13/1/2024	16:47	52.2		56.9	49.5
13/1/2024	16:52	54.2		59.5	49.5
13/1/2024	16:57	55.9		59.6	48.3
13/1/2024	17:02	53.4		57.2	50.2
13/1/2024	17:07	53.5		59.2	51.4
13/1/2024	17:12	55.7	54.0	59.2	49.2
13/1/2024	17:17	54.4		59.0	48.9
13/1/2024	17:22	51.7		56.0	51.3
13/1/2024	17:27	54.5		58.0	50.6
13/1/2024	17:32	53.5		58.4	48.2
13/1/2024	17:37	55.1		60.8	50.7
13/1/2024	17:42	54.7	53.8	60.6	50.2
13/1/2024	17:47	53.1		58.7	50.6
13/1/2024	17:52	52.2		57.0	50.7
13/1/2024	17:57	53.4		59.2	49.6
13/1/2024	18:02	52.9		59.1	48.5
13/1/2024	18:07	55.9		61.3	49.6
13/1/2024	18:12	53.2	54.8	59.6	48.8
13/1/2024	18:17	56.2		60.4	51.8
13/1/2024	18:22	55.1		59.7	50.1
13/1/2024	18:27	54.4		60.7	51.9
13/1/2024	18:32	55.5		59.5	51.8
13/1/2024	18:37	53.2		57.5	50.7
13/1/2024	18:42	56.0	54.8	60.9	52.6
13/1/2024	18:47	53.1		57.5	49.7
13/1/2024	18:52	55.0		59.1	52.8
13/1/2024	18:57	55.3		59.6	50.4
		Mean	52.8		
		Maximum	54.8		
		Minimum	48.0		

Station: LFT_M7

Date	Start Time	Leq (5mins)	Leq (30mins)	L10 (5mins)	L90 (5mins)
14/1/2024	7:02	48.7		51.6	45.8
14/1/2024	7:07	48.6		51.8	45.7
14/1/2024	7:12	47.8	48.0	50.9	46.3
14/1/2024	7:17	47.2		49.9	46.6
14/1/2024	7:22	47.4		50.4	45.9
14/1/2024	7:27	47.8		51.0	45.3
14/1/2024	7:32	48.3		51.5	45.4
14/1/2024	7:37	50.0		53.8	45.6
14/1/2024	7:42	51.8	50.9	55.1	46.3
14/1/2024	7:47	50.1		53.2	48.0
14/1/2024	7:52	52.0		55.2	49.8
14/1/2024	7:57	51.9		55.4	48.1
14/1/2024	8:02	51.6		54.6	50.0
14/1/2024	8:07	50.7		53.7	49.4
14/1/2024	8:12	49.8	50.9	53.0	49.2
14/1/2024	8:17	51.1		54.4	48.2
14/1/2024	8:22	50.9		54.4	47.3
14/1/2024	8:27	50.9		53.8	48.7
14/1/2024	8:32	51.3		55.2	48.6
14/1/2024	8:37	53.2		56.6	48.3
14/1/2024	8:42	52.2	52.5	55.7	49.1
14/1/2024	8:47	52.5		56.5	50.8
14/1/2024	8:52	53.1		56.7	49.7
14/1/2024	8:57	52.4		56.2	50.2
14/1/2024	9:02	53.5		56.6	50.8
14/1/2024	9:07	53.1		56.2	50.4
14/1/2024	9:12	53.7	53.3	57.3	51.1
14/1/2024	9:17	53.4		57.5	50.5
14/1/2024	9:22	52.9		56.7	51.9
14/1/2024	9:27	53.0		56.3	51.2
14/1/2024	9:32	53.4		56.3	51.2
14/1/2024	9:37	53.9	53.3	57.7	51.3
14/1/2024	9:42	52.2		55.1	51.0
14/1/2024	9:47	52.6		56.0	52.0
14/1/2024	9:52	54.0		56.8	50.3
14/1/2024	9:57	53.2		57.2	50.0
14/1/2024	10:02	52.4		56.1	51.6
14/1/2024	10:07	53.8		57.6	50.3
14/1/2024	10:12	52.8	53.0	56.7	50.3
14/1/2024	10:17	53.5		57.5	50.9
14/1/2024	10:22	52.5		56.2	50.3
14/1/2024	10:27	52.7		55.9	51.6
14/1/2024	10:32	53.7		57.4	49.7
14/1/2024	10:37	52.0		56.0	50.0
14/1/2024	10:42	52.5	52.6	56.8	50.9
14/1/2024	10:47	52.7		57.1	49.3
14/1/2024	10:52	51.7		55.1	50.6
14/1/2024	10:57	52.7		56.3	49.8
14/1/2024	11:02	51.6		56.1	49.7
14/1/2024	11:07	51.6		55.5	49.4
14/1/2024	11:12	52.6	52.4	55.8	49.3
14/1/2024	11:17	52.8		56.5	49.7
14/1/2024	11:22	52.7		55.9	50.6
14/1/2024	11:27	52.8		57.1	51.0
14/1/2024	11:32	51.9		55.4	50.3
14/1/2024	11:37	52.8		56.5	50.0
14/1/2024	11:42	53.6	53.4	58.3	50.2
14/1/2024	11:47	54.5		57.9	50.3
14/1/2024	11:52	54.1		57.8	50.3
14/1/2024	11:57	52.9		56.8	50.9
14/1/2024	12:02	54.1		57.2	52.1
14/1/2024	12:07	53.3		56.3	50.1
14/1/2024	12:12	52.6	53.5	56.6	51.1
14/1/2024	12:17	53.4		57.1	51.7
14/1/2024	12:22	54.1		57.6	51.1
14/1/2024	12:27	53.6		57.1	51.5
14/1/2024	12:32	54.7		57.5	52.5
14/1/2024	12:37	54.1		57.5	51.8
14/1/2024	12:42	50.9	53.1	53.7	48.4
14/1/2024	12:47	51.9		55.2	51.3
14/1/2024	12:52	52.7		56.8	48.2
14/1/2024	12:57	53.1		57.1	48.7
14/1/2024	13:02	51.5		54.2	50.9
14/1/2024	13:07	51.8		56.2	49.7
14/1/2024	13:12	51.3	52.2	55.4	49.5
14/1/2024	13:17	52.4		55.8	49.9
14/1/2024	13:22	53.1		55.8	49.6
14/1/2024	13:27	52.7		57.3	49.1
14/1/2024	13:32	53.4		56.3	50.7
14/1/2024	13:37	51.1		55.6	50.0
14/1/2024	13:42	50.8	52.8	55.3	48.1
14/1/2024	13:47	53.5		56.8	47.8
14/1/2024	13:52	53.7		56.6	47.6
14/1/2024	13:57	53.1		57.6	49.9
14/1/2024	14:02	53.8		58.5	51.6
14/1/2024	14:07	53.1		56.5	50.4
14/1/2024	14:12	49.6	52.1	52.5	47.6
14/1/2024	14:17	50.0		53.1	48.4
14/1/2024	14:22	51.5		55.1	47.6
14/1/2024	14:27	53.0		55.7	46.6
14/1/2024	14:32	51.0		54.6	49.0
14/1/2024	14:37	51.9		55.9	50.9
14/1/2024	14:42	52.4	52.7	56.8	47.4
14/1/2024	14:47	50.9		55.8	49.0
14/1/2024	14:52	54.1		57.0	50.3
14/1/2024	14:57	54.4		58.5	48.5
14/1/2024	15:02	55.1		59.4	52.1
14/1/2024	15:07	52.7		57.0	51.3
14/1/2024	15:12	50.3	53.4	53.9	49.2
14/1/2024	15:17	53.1		57.7	49.0
14/1/2024	15:22	53.0		56.2	47.1
14/1/2024	15:27	54.8		58.3	50.5
14/1/2024	15:32	52.7		56.8	50.9
14/1/2024	15:37	53.0		56.5	52.6
14/1/2024	15:42	51.6	52.3	55.7	49.2
14/1/2024	15:47	51.8		55.0	50.4
14/1/2024	15:52	53.0		58.4	48.2
14/1/2024	15:57	51.5		55.9	47.9
14/1/2024	16:02	55.4		60.2	50.3
14/1/2024	16:07	51.5		56.6	48.4
14/1/2024	16:12	52.0	53.7	56.7	51.7
14/1/2024	16:17	53.6		57.9	47.5
14/1/2024	16:22	52.9		57.7	49.1
14/1/2024	16:27	55.1		59.5	51.2
14/1/2024	16:32	53.7		58.1	48.8
14/1/2024	16:37	52.0	53.9	55.9	50.5
14/1/2024	16:42	51.6		55.8	50.0
14/1/2024	16:47	54.8		60.0	48.9
14/1/2024	16:52	54.5		58.6	47.4
14/1/2024	16:57	55.3		59.0	50.4
14/1/2024	17:02	51.9		56.1	49.8
14/1/2024	17:07	55.7		59.3	51.9
14/1/2024	17:12	53.6	53.3	58.5	47.2
14/1/2024	17:17	53.0		57.7	52.5
14/1/2024	17:22	51.8		55.4	49.3
14/1/2024	17:27	52.5		57.0	49.9
14/1/2024	17:32	55.4		59.4	48.5
14/1/2024	17:37	56.0		62.3	48.2
14/1/2024	17:42	56.2	55.0	61.2	51.3
14/1/2024	17:47	54.1		58.6	52.2
14/1/2024	17:52	54.7		58.9	52.7
14/1/2024	17:57	53.0		57.8	51.2
14/1/2024	18:02	53.7		57.9	51.5
14/1/2024	18:07	55.9		61.7	49.8
14/1/2024	18:12	56.2	54.7	62.3	49.4
14/1/2024	18:17	54.5		58.9	53.0
14/1/2024	18:22	53.4		58.4	53.3
14/1/2024	18:27	53.7		58.2	50.4
14/1/2024	18:32	54.8		60.1	49.7
14/1/2024	18:37	53.9	54.8	58.4	49.6
14/1/2024	18:42	53.5		59.0	51.6
14/1/2024	18:47	54.5		59.3	50.1
14/1/2024	18:52	54.9		59.3	50.6
14/1/2024	18:57	56.5		62.2	51.5
		Mean	52.8		
		Maximum	55.0		
		Minimum	48.0		

Date	Start Time	Leq (5mins)	Leq (30mins)	L10 (5mins)	L90 (5mins)
15/1/2024	7:02	47.1		50.1	45.1
15/1/2024	7:07	47.0		49.7	45.8
15/1/2024	7:12	47.4	47.4	50.5	44.9
15/1/2024	7:17	47.3		50.3	44.6
15/1/2024	7:22	47.2		50.3	45.2
15/1/2024	7:27	48.2		51.0	45.0
15/1/2024	7:32	48.0		51.4	45.2
15/1/2024	7:37	52.2		55.2	46.3
15/1/2024	7:42	50.2	50.8	53.4	45.6
15/1/2024	7:47	51.9		55.4	49.2
15/1/2024	7:52	49.5		53.4	47.7
15/1/2024	7:57	51.8		55.0	50.1
15/1/2024	8:02	50.9		54.6	48.7
15/1/2024	8:07	51.6		54.5	49.7
15/1/2024	8:12	51.8	51.2	55.1	49.4
15/1/2024	8:17	49.5		52.5	47.1
15/1/2024	8:22	51.9		55.5	49.6
15/1/2024	8:27	50.8		54.2	48.8
15/1/2024	8:32	50.9		54.1	48.2
15/1/2024	8:37	53.7		57.6	52.0
15/1/2024	8:42	52.6	52.8	56.1	50.3
15/1/2024	8:47	53.4		57.4	51.5
15/1/2024	8:52	52.1		55.8	49.4
15/1/2024	8:57	53.3		56.8	50.3
15/1/2024	9:02	52.7		56.3	50.3
15/1/2024	9:07	53.7		57.8	50.9
15/1/2024	9:12	52.8	53.0	56.4	51.1
15/1/2024	9:17	52.1		55.7	50.2
15/1/2024	9:22	53.5		57.1	50.5
15/1/2024	9:27	53.1		56.8	50.9
15/1/2024	9:32	52.2		55.3	49.9
15/1/2024	9:37	54.1	52.9	57.9	51.5
15/1/2024	9:42	52.9		56.3	49.9
15/1/2024	9:47	53.1		57.1	49.9
15/1/2024	9:52	52.3		55.6	50.1
15/1/2024	9:57	52.4		55.9	50.1
15/1/2024	10:02	52.9		56.1	49.9
15/1/2024	10:07	53.8		57.3	51.3
15/1/2024	10:12	53.6	53.4	57.3	50.7
15/1/2024	10:17	53.3		56.6	50.7
15/1/2024	10:22	53.4		57.1	51.2
15/1/2024	10:27	53.1		57.1	50.5
15/1/2024	10:32	52.7		56.2	50.2
15/1/2024	10:37	52.3		55.7	49.5
15/1/2024	10:42	53.0	52.2	56.5	50.3
15/1/2024	10:47	52.0		56.0	50.0
15/1/2024	10:52	51.6		55.0	48.7
15/1/2024	10:57	51.6		55.1	50.1
15/1/2024	11:02	52.7		56.2	51.2
15/1/2024	11:07	51.9		55.5	49.3
15/1/2024	11:12	53.0	52.3	57.3	50.1
15/1/2024	11:17	51.8		55.3	50.3
15/1/2024	11:22	52.7		56.3	50.5
15/1/2024	11:27	51.8		54.7	50.2
15/1/2024	11:32	52.3		56.4	49.3
15/1/2024	11:37	53.2		56.8	51.2
15/1/2024	11:42	54.2	53.8	57.3	52.2
15/1/2024	11:47	53.8		58.1	50.6
15/1/2024	11:52	54.2		57.6	52.6
15/1/2024	11:57	54.6		58.5	51.6
15/1/2024	12:02	54.3		57.6	52.7
15/1/2024	12:07	53.7	53.4	57.5	51.6
15/1/2024	12:12	52.2		56.8	49.6
15/1/2024	12:17	51.6		54.9	49.7
15/1/2024	12:22	54.3		58.7	50.9
15/1/2024	12:27	53.6		58.0	50.2
15/1/2024	12:32	51.7		54.8	49.1
15/1/2024	12:37	54.4	53.5	57.4	51.6
15/1/2024	12:42	51.6		55.5	49.4
15/1/2024	12:47	54.7		58.0	51.5
15/1/2024	12:52	54.3		57.5	51.7
15/1/2024	12:57	53.2		57.4	50.8
15/1/2024	13:02	53.0		56.5	50.1
15/1/2024	13:07	52.9		55.6	50.6
15/1/2024	13:16	54.5		57.0	51.2
15/1/2024	13:21	53.6		55.3	51.8
15/1/2024	13:26	50.9		52.8	47.7
15/1/2024	13:31	49.9		52.1	47.4
15/1/2024	13:36	49.8		51.7	48.1
15/1/2024	13:41	52.9	51.4	55.0	50.6
15/1/2024	13:46	53.5		55.9	51.7
15/1/2024	13:51	50.5		53.0	48.6
15/1/2024	13:56	50.2		53.1	47.3
15/1/2024	14:01	51.9		54.8	50.0
15/1/2024	14:06	53.4		56.4	50.8
15/1/2024	14:11	50.8	53.3	53.7	48.1
15/1/2024	14:16	54.6		57.7	51.4
15/1/2024	14:21	54.8		58.3	51.6
15/1/2024	14:26	53.0		55.1	50.1
15/1/2024	14:31	52.4		54.7	50.1
15/1/2024	14:36	51.5		54.9	48.3
15/1/2024	14:41	53.0	52.7	56.2	49.5
15/1/2024	14:46	50.8		53.4	48.7
15/1/2024	14:51	53.3		56.1	50.3
15/1/2024	14:56	54.1		56.9	52.0
15/1/2024	15:01	52.0		55.5	50.2
15/1/2024	15:06	51.2	53.2	54.2	47.8
15/1/2024	15:11	53.6		55.4	51.0
15/1/2024	15:16	51.4		53.7	48.0
15/1/2024	15:21	54.2		57.5	50.7
15/1/2024	15:26	55.1		58.0	53.1
15/1/2024	15:31	50.9		54.2	47.4
15/1/2024	15:36	53.8		55.9	51.3
15/1/2024	15:41	55.4	53.8	57.5	52.9
15/1/2024	15:46	53.7		56.4	51.5
15/1/2024	15:51	55.5		57.9	52.5
15/1/2024	15:56	51.2		53.9	49.1
15/1/2024	16:01	51.0		53.6	48.6
15/1/2024	16:06	50.8		53.1	48.5
15/1/2024	16:11	51.9	53.4	55.5	48.3
15/1/2024	16:16	52.1		56.0	49.2
15/1/2024	16:21	56.1		60.1	51.9
15/1/2024	16:26	55.3		57.9	51.3
15/1/2024	16:31	51.6		54.3	48.9
15/1/2024	16:36	51.8		55.2	48.0
15/1/2024	16:41	52.3	53.5	55.5	49.5
15/1/2024	16:46	55.4		59.0	52.9
15/1/2024	16:51	51.8		54.3	48.1
15/1/2024	16:56	55.7		59.8	53.2
15/1/2024	17:01	55.3		59.2	51.3
15/1/2024	17:06	51.8		54.3	48.3
15/1/2024	17:11	54.7	53.8	58.4	51.8
15/1/2024	17:16	54.2		58.9	50.6
15/1/2024	17:21	53.1		56.9	49.9
15/1/2024	17:26	52.5		57.1	47.6
15/1/2024	17:31	55.2		58.9	52.1
15/1/2024	17:36	53.6	55.1	57.7	50.1
15/1/2024	17:41	55.2		59.5	51.7
15/1/2024	17:46	54.3		58.7	50.9
15/1/2024	17:51	55.5		59.4	50.8
15/1/2024	17:56	56.1		60.5	51.8
15/1/2024	18:01	53.1		57.6	48.7
15/1/2024	18:06	55.6		59.7	51.4
15/1/2024	18:11	53.1	54.1	57.8	50.1
15/1/2024	18:16	54.6		58.9	51.1
15/1/2024	18:21	53.6		57.3	50.5
15/1/2024	18:26	54.2		57.3	50.8
15/1/2024	18:31	54.8		58.4	50.6
15/1/2024	18:36	56.3		59.6	52.0
15/1/2024	18:41	53.7	55.0	57.8	50.8
15/1/2024	18:46	54.2		58.3	51.0
15/1/2024	18:51	54.8		59.0	51.2
15/1/2024	18:56	55.5		59.4	52.3
		Mean	52.9		
		Maximum	55.1		
		Minimum	47.4		

Date	Start Time	Leq (5mins)	Leq (30mins)	L10 (5mins)	L90 (5mins)
16/1/2024	7:01	48.4		50.3	46.8
16/1/2024	7:06	48.1		50.0	46.3
16/1/2024	7:11	50.2	49.9	52.2	48.2
16/1/2024	7:16	50.0		52.3	47.7
16/1/2024	7:21	49.2		51.6	47.0
16/1/2024	7:26	52.1		54.5	49.7
16/1/2024	7:31	49.2		51.2	47.2
16/1/2024	7:36	49.6		51.8	47.4
16/1/2024	7:41	51.7	50.9	53.6	49.8
16/1/2024	7:46	51.5		53.6	49.2
16/1/2024	7:51	50.3		52.4	47.9
16/1/2024	7:56	52.1		54.4	49.9
16/1/2024	8:01	50.2		52.2	48.2
16/1/2024	8:06	50.4		52.3	48.3
16/1/2024	8:11	53.1	52.4	55.5	51.2
16/1/2024	8:16	52.7		55.0	50.7
16/1/2024	8:21	53.1		55.6	51.2
16/1/2024	8:26	53.9		56.0	51.7
16/1/2024	8:31	53.9		56.4	51.6
16/1/2024	8:36	53.0		55.2	51.0
16/1/2024	8:41	53.4	53.3	55.3	50.9
16/1/2024	8:46	53.4		55.5	50.9
16/1/2024	8:51	52.3		54.8	49.8
16/1/2024	8:56	53.5		55.5	50.9
16/1/2024	9:01	52.9		55.5	50.3
16/1/2024	9:06	52.6		54.7	50.5
16/1/2024	9:11	54.6	53.3	56.6	52.0
16/1/2024	9:16	52.5		54.8	49.9
16/1/2024	9:21	53.1		55.5	50.7
16/1/2024	9:26	53.9		56.6	51.8
16/1/2024	9:31	52.6		55.1	50.2
16/1/2024	9:36	53.7	53.4	55.6	51.8
16/1/2024	9:41	53.7		56.2	51.9
16/1/2024	9:46	53.5		55.8	51.7
16/1/2024	9:51	53.1		55.5	50.8
16/1/2024	9:56	53.6		56.0	51.9
16/1/2024	10:01	53.0		55.2	50.3
16/1/2024	10:06	53.8		55.8	51.6
16/1/2024	10:11	51.7	52.8	53.4	49.0
16/1/2024	10:16	52.9		55.5	50.7
16/1/2024	10:21	52.9		54.6	50.0
16/1/2024	10:26	52.2		54.9	49.8
16/1/2024	10:31	51.8		54.4	49.9
16/1/2024	10:36	52.6		55.2	49.8
16/1/2024	10:41	52.0	52.3	54.4	49.3
16/1/2024	10:46	51.6		53.7	49.9
16/1/2024	10:51	53.0		54.8	51.2
16/1/2024	10:56	52.8		55.6	50.5
16/1/2024	11:01	51.9		53.7	50.2
16/1/2024	11:06	52.0		53.9	49.3
16/1/2024	11:11	53.4	52.9	55.8	51.3
16/1/2024	11:16	53.5		56.8	50.8
16/1/2024	11:21	53.8		56.7	51.6
16/1/2024	11:26	52.7		55.5	49.6
16/1/2024	11:31	54.0		55.7	51.7
16/1/2024	11:36	52.6		55.0	49.4
16/1/2024	11:41	54.1	53.7	55.8	52.0
16/1/2024	11:46	53.5		56.7	50.9
16/1/2024	11:51	53.4		56.7	50.8
16/1/2024	11:56	54.2		56.2	52.2
16/1/2024	12:01	53.9		57.0	51.5
16/1/2024	12:06	53.2		56.3	51.1
16/1/2024	12:11	52.0	52.7	54.9	49.3
16/1/2024	12:16	52.6		55.4	49.8
16/1/2024	12:21	51.9		54.1	50.4
16/1/2024	12:26	52.4		55.5	50.5
16/1/2024	12:31	52.3		55.1	50.5
16/1/2024	12:36	52.6		54.9	50.0
16/1/2024	12:41	53.8	52.8	55.4	51.7
16/1/2024	12:46	51.0		53.3	47.9
16/1/2024	12:51	54.3		57.1	51.7
16/1/2024	12:56	52.0		55.1	49.7
16/1/2024	13:01	52.8		55.9	51.0
16/1/2024	13:06	51.4		53.6	49.7
16/1/2024	13:11	51.1	52.6	52.6	48.1
16/1/2024	13:16	53.4		55.4	51.2
16/1/2024	13:21	51.0		54.1	48.8
16/1/2024	13:26	54.6		56.9	52.1
16/1/2024	13:31	49.9		53.0	46.5
16/1/2024	13:36	52.8		55.7	50.8
16/1/2024	13:41	54.2	52.4	57.2	51.9
16/1/2024	13:46	49.9		53.3	46.7
16/1/2024	13:51	53.7		55.4	52.1
16/1/2024	13:56	52.0		54.2	48.8
16/1/2024	14:01	51.5		53.9	48.2
16/1/2024	14:06	54.3		57.0	51.0
16/1/2024	14:11	53.9	52.8	55.8	51.8
16/1/2024	14:16	51.9		55.1	49.5
16/1/2024	14:21	52.1		55.4	50.1
16/1/2024	14:26	52.4		55.9	49.7
16/1/2024	14:31	53.0		56.1	50.1
16/1/2024	14:36	52.9		55.7	49.8
16/1/2024	14:41	50.8	52.5	54.4	48.8
16/1/2024	14:46	52.7		55.8	50.8
16/1/2024	14:51	53.4		56.8	50.7
16/1/2024	14:56	52.0		54.2	49.2
16/1/2024	15:01	50.6		54.1	48.1
16/1/2024	15:06	53.4		57.0	50.9
16/1/2024	15:11	54.9	53.7	57.3	51.6
16/1/2024	15:16	54.9		57.4	51.1
16/1/2024	15:21	51.1		53.4	48.9
16/1/2024	15:26	55.2		58.3	51.5
16/1/2024	15:31	51.0		54.1	48.7
16/1/2024	15:36	55.0		58.4	52.9
16/1/2024	15:41	51.5	53.5	54.6	47.7
16/1/2024	15:46	54.3		57.5	51.2
16/1/2024	15:51	52.9		56.4	50.1
16/1/2024	15:56	54.8		57.7	52.2
16/1/2024	16:01	54.3		56.5	52.1
16/1/2024	16:06	50.8	54.9	54.6	47.1
16/1/2024	16:11	56.1		58.6	53.2
16/1/2024	16:16	55.7		59.6	52.4
16/1/2024	16:21	54.2		58.1	51.8
16/1/2024	16:26	56.1		59.3	52.8
16/1/2024	16:31	55.1		57.7	51.1
16/1/2024	16:36	52.0	54.3	55.8	47.9
16/1/2024	16:41	53.8		57.7	50.9
16/1/2024	16:46	55.9		58.6	52.4
16/1/2024	16:51	51.8		54.4	48.2
16/1/2024	16:56	55.3		59.3	51.4
16/1/2024	17:01	52.6		56.3	49.3
16/1/2024	17:06	55.1		58.9	51.2
16/1/2024	17:11	55.6	55.2	59.7	52.3
16/1/2024	17:16	56.1		59.7	52.2
16/1/2024	17:21	54.8		58.3	51.2
16/1/2024	17:26	56.1		61.0	52.2
16/1/2024	17:31	52.5		55.5	49.6
16/1/2024	17:36	54.5	54.5	57.7	50.9
16/1/2024	17:41	55.4		59.4	51.7
16/1/2024	17:46	52.8		57.4	49.0
16/1/2024	17:51	56.2		59.7	51.8
16/1/2024	17:56	54.3		59.0	51.3
16/1/2024	18:01	54.5		57.4	50.4
16/1/2024	18:06	55.2		59.5	50.6
16/1/2024	18:11	53.3	54.7	57.6	50.4
16/1/2024	18:16	53.6		57.6	50.3
16/1/2024	18:21	55.8		58.7	52.0
16/1/2024	18:26	55.1		59.1	50.8
16/1/2024	18:31	53.0		56.4	50.0
16/

Station: LFT_M7

Date	Start Time	Leq (5mins)	Leq (30mins)	L10 (5mins)	L90 (5mins)
17/1/2024	7:01	47.1		49.0	45.2
17/1/2024	7:06	47.8		49.6	46.0
17/1/2024	7:11	50.1	49.8	51.7	48.1
17/1/2024	7:16	50.6		53.0	48.4
17/1/2024	7:21	49.7		52.1	47.5
17/1/2024	7:26	51.9		54.2	49.7
17/1/2024	7:31	49.7		52.0	47.5
17/1/2024	7:36	51.6		54.0	49.5
17/1/2024	7:41	50.0	50.7	52.0	47.9
17/1/2024	7:46	51.2		53.3	49.3
17/1/2024	7:51	50.5		52.7	48.5
17/1/2024	7:56	50.9		53.0	48.5
17/1/2024	8:01	50.7		53.0	48.6
17/1/2024	8:06	50.9		53.0	49.0
17/1/2024	8:11	53.7	52.6	55.6	51.7
17/1/2024	8:16	53.6		56.2	51.0
17/1/2024	8:21	52.5		54.8	50.4
17/1/2024	8:26	53.2		55.8	50.6
17/1/2024	8:31	52.1		54.4	49.8
17/1/2024	8:36	52.2		54.6	49.7
17/1/2024	8:41	53.7	52.9	56.2	51.1
17/1/2024	8:46	53.4		55.5	51.3
17/1/2024	8:51	52.8		54.7	50.9
17/1/2024	8:56	52.9		54.9	50.9
17/1/2024	9:01	53.9		55.8	51.6
17/1/2024	9:06	53.9		56.0	51.9
17/1/2024	9:11	54.3	53.9	56.9	52.1
17/1/2024	9:16	52.6		54.4	50.6
17/1/2024	9:21	54.4		57.1	52.0
17/1/2024	9:26	53.8		56.4	51.4
17/1/2024	9:31	53.5		55.4	51.2
17/1/2024	9:36	53.6		56.0	51.6
17/1/2024	9:41	53.3	53.1	56.0	50.6
17/1/2024	9:46	52.5		54.4	50.6
17/1/2024	9:51	52.3		54.0	49.9
17/1/2024	9:56	53.3		55.2	51.1
17/1/2024	10:01	53.5		56.0	51.1
17/1/2024	10:06	54.0		55.8	52.2
17/1/2024	10:11	51.7	52.2	53.4	49.2
17/1/2024	10:16	52.2		55.1	49.8
17/1/2024	10:21	53.0		55.9	50.0
17/1/2024	0:00	0.0		0.0	0.0
17/1/2024	10:31	52.6		55.3	50.6
17/1/2024	10:36	54.6		57.5	52.9
17/1/2024	10:41	54.4		56.7	52.4
17/1/2024	10:51	54.4		57.6	51.7
17/1/2024	10:56	52.2		56.7	49.9
17/1/2024	11:01	52.0		55.2	49.7
17/1/2024	11:06	53.1		55.8	50.2
17/1/2024	11:11	52.5	52.7	55.8	50.7
17/1/2024	11:16	52.7		55.3	50.6
17/1/2024	11:21	52.9		55.8	51.2
17/1/2024	11:26	53.0		55.4	50.4
17/1/2024	11:31	52.5		54.8	50.3
17/1/2024	11:36	52.5		55.5	49.9
17/1/2024	11:41	53.0	52.5	56.1	51.2
17/1/2024	11:46	52.0		53.9	50.2
17/1/2024	11:51	52.3		54.0	50.4
17/1/2024	11:56	52.8		55.3	49.6
17/1/2024	12:01	51.2		54.3	48.4
17/1/2024	12:06	52.6		54.7	49.3
17/1/2024	12:11	51.6	52.8	53.8	49.2
17/1/2024	12:16	53.8		56.6	51.2
17/1/2024	12:21	52.3		54.2	49.2
17/1/2024	12:26	54.2		56.3	51.8
17/1/2024	12:31	54.0		55.7	51.1
17/1/2024	12:36	52.9		55.0	50.9
17/1/2024	12:41	54.1	53.6	55.8	51.0
17/1/2024	12:46	53.3		56.7	51.1
17/1/2024	12:51	52.3		54.1	49.2
17/1/2024	12:56	54.4		56.6	52.9
17/1/2024	13:01	51.2		54.2	49.3
17/1/2024	13:06	52.2		53.8	50.3
17/1/2024	13:11	49.7	52.0	52.1	46.9
17/1/2024	13:16	53.8		56.2	51.5
17/1/2024	13:21	51.4		54.6	48.6
17/1/2024	13:26	52.5		54.2	49.8
17/1/2024	13:31	53.4		55.5	50.5
17/1/2024	13:36	51.6		54.8	49.2
17/1/2024	13:41	50.0	52.5	53.4	48.3
17/1/2024	13:46	52.6		55.4	49.3
17/1/2024	13:51	52.5		54.6	50.2
17/1/2024	13:56	53.9		56.1	51.7
17/1/2024	14:01	50.8		52.9	48.8
17/1/2024	14:06	54.9		57.3	52.7
17/1/2024	14:11	54.7	52.9	56.9	52.7
17/1/2024	14:16	50.5		53.1	47.2
17/1/2024	14:21	53.4		56.1	50.5
17/1/2024	14:26	50.4		52.4	47.8
17/1/2024	14:31	54.2		57.4	52.2
17/1/2024	14:36	52.3		54.6	50.5
17/1/2024	14:41	53.7	53.4	56.4	50.5
17/1/2024	14:46	53.3		56.0	50.0
17/1/2024	14:51	54.3		56.8	51.5
17/1/2024	14:56	52.2		56.0	49.0
17/1/2024	15:01	51.1		53.1	49.3
17/1/2024	15:06	55.6		58.9	52.4
17/1/2024	15:11	51.4	52.7	55.1	48.3
17/1/2024	15:16	51.2		54.0	48.7
17/1/2024	15:21	53.7		56.4	51.1
17/1/2024	15:26	51.0		54.0	47.8
17/1/2024	15:31	55.6		57.8	52.5
17/1/2024	15:36	52.5		56.0	49.0
17/1/2024	15:41	53.5	53.7	55.6	50.4
17/1/2024	15:46	52.1		54.5	49.4
17/1/2024	15:51	53.1		55.6	50.2
17/1/2024	15:56	54.6		56.9	51.6
17/1/2024	16:01	53.8		57.8	50.1
17/1/2024	16:06	52.7		55.9	49.7
17/1/2024	16:11	52.9	52.9	56.9	50.0
17/1/2024	16:16	51.5		54.7	47.6
17/1/2024	16:21	54.3		58.3	50.7
17/1/2024	16:26	51.4		53.7	47.7
17/1/2024	16:31	53.2		56.5	50.8
17/1/2024	16:36	54.5		57.0	51.1
17/1/2024	16:41	53.1	53.6	56.0	49.0
17/1/2024	16:46	51.7		55.0	49.0
17/1/2024	16:51	51.7		54.7	48.3
17/1/2024	16:56	55.7		59.8	51.5
17/1/2024	17:01	55.7		60.3	52.8
17/1/2024	17:06	53.5		56.6	50.3
17/1/2024	17:11	52.6	54.6	55.9	49.3
17/1/2024	17:16	52.7		56.4	50.0
17/1/2024	17:21	56.3		59.6	52.4
17/1/2024	17:26	55.3		58.8	52.8
17/1/2024	17:31	56.2		59.3	52.4
17/1/2024	17:36	56.3		59.8	51.8
17/1/2024	17:41	52.3	54.4	56.5	48.3
17/1/2024	17:46	54.1		57.2	50.9
17/1/2024	17:51	52.3		55.9	49.3
17/1/2024	17:56	53.0		57.3	48.3
17/1/2024	18:01	56.6		59.6	51.7
17/1/2024	18:06	53.6		56.5	50.4
17/1/2024	18:11	53.4	54.6	57.7	49.6
17/1/2024	18:16	53.7		57.8	50.8
17/1/2024	18:21	55.8		59.4	52.1
17/1/2024	18:26	53.0		57.2	49.5
17/1/2024	18:31	53.5		57.0	49.5
17/1/2024	18:36	54.3		58.6	51.3
17/1/2024	18:41	53.4	54.4	57.6	49.5
17/1/2024	18:46	54.3		57.5	51.4
17/1/2024	18:51	54.0		57.1	49.9
17/1/2024	18:56	56.2		60.0	52.7
		Mean	53.0		
		Maximum	54.6		
		Minimum	49.8		

Date	Start Time	Leq (5mins)	Leq (30mins)	L10 (5mins)	L90 (5mins)
18/1/2024	7:01	49.8		52.1	47.9
18/1/2024	7:06	49.8		51.9	48.2
18/1/2024	7:11	51.0	50.4	53.0	49.0
18/1/2024	7:16	50.3		52.7	48.3
18/1/2024	7:21	51.0		52.9	49.3
18/1/2024	7:26	50.5		52.7	48.5
18/1/2024	7:31	52.2		54.5	50.3
18/1/2024	7:36	51.4		53.4	49.1
18/1/2024	7:41	50.8	51.6	53.2	48.8
18/1/2024	7:46	52.2		54.2	50.2
18/1/2024	7:51	52.2		54.1	50.3
18/1/2024	7:56	50.4		52.8	48.2
18/1/2024	8:01	53.4		55.9	51.4
18/1/2024	8:06	53.1		55.6	50.9
18/1/2024	8:11	52.2	52.7	54.3	50.3
18/1/2024	8:16	52.4		55.0	50.5
18/1/2024	8:21	52.1		54.6	50.2
18/1/2024	8:26	52.7		55.0	50.8
18/1/2024	8:31	53.6		56.0	51.4
18/1/2024	8:36	53.7		56.3	51.7
18/1/2024	8:41	53.6	53.7	55.5	51.4
18/1/2024	8:46	53.6		55.9	51.1
18/1/2024	8:51	53.6		56.2	51.6
18/1/2024	8:56	53.8		56.2	51.7
18/1/2024	9:01	53.9		55.9	51.3
18/1/2024	9:06	53.9		56.3	51.6
18/1/2024	9:11	52.5	53.0	54.6	50.5
18/1/2024	9:16	52.7		54.6	50.6
18/1/2024	9:21	52.4		54.2	49.9
18/1/2024	9:26	52.2		54.6	50.3
18/1/2024	9:31	53.6		56.1	51.9
18/1/2024	9:36	53.0		55.7	50.4
18/1/2024	9:41	53.1	53.5	55.8	50.5
18/1/2024	9:46	53.1		55.3	51.4
18/1/2024	9:51	54.0		56.7	52.3
18/1/2024	9:56	54.0		57.0	51.9
18/1/2024	10:01	51.8		54.0	49.4
18/1/2024	10:06	52.9		55.4	50.8
18/1/2024	10:11	53.0	52.3	54.7	50.4
18/1/2024	10:16	51.7		54.0	49.4
18/1/2024	10:21	52.1		54.4	49.4
18/1/2024	10:26	52.2		54.7	49.8
18/1/2024	10:31	52.9		55.3	49.9
18/1/2024	10:36	51.9		54.2	49.9
18/1/2024	10:41	51.9	52.4	53.6	49.5
18/1/2024	10:46	51.8		53.5	49.5
18/1/2024	10:51	53.0		55.8	51.0
18/1/2024	10:56	52.9		54.6	50.8
18/1/2024	11:01	54.0		57.0	51.5
18/1/2024	11:06	54.1		55.9	51.1
18/1/2024	11:11	52.5	53.9	54.9	50.7
18/1/2024	11:16	54.6		57.0	52.2
18/1/2024	11:21	53.7		55.5	51.5
18/1/2024	11:26	54.4		56.2	52.6
18/1/2024	11:31	52.5		54.6	50.8
18/1/2024	11:36	52.6		55.1	50.4
18/1/2024	11:41	54.1	53.6	56.9	51.9
18/1/2024	11:46	54.6		57.4	52.0
18/1/2024	11:51	54.3		56.4	51.8
18/1/2024	11:56	53.0		55.5	51.1
18/1/2024	12:01	53.6		56.1	51.6
18/1/2024	12:06	53.0		56.1	50.2
18/1/2024	12:11	51.6	52.6	54.2	49.8
18/1/2024	12:16	51.2		53.4	49.4
18/1/2024	12:21	51.3		54.3	48.5
18/1/2024	12:26	54.2		57.1	51.5
18/1/2024	12:31	53.5		55.0	51.6
18/1/2024	12:36	52.2		54.3	49.2
18/1/2024	12:41	53.2	52.8	54.8	50.7
18/1/2024	12:46	53.0		55.4	50.5
18/1/2024	12:51	53.2		55.4	51.4
18/1/2024	12:56	51.2		53.2	49.1
18/1/2024	13:01	52.7		55.5	50.1
18/1/2024	13:06	53.3		56.1	50.7
18/1/2024	13:11	50.4	52.4	53.4	48.9
18/1/2024	13:16	53.6		56.7	50.6
18/1/2024	13:21	51.2		53.8	49.6
18/1/2024	13:26	52.6		54.9	49.6
18/1/2024	13:31	54.6		57.0	51.4
18/1/2024	13:36	51.0		54.2	49.1
18/1/2024	13:41	51.2	52.6	53.7	48.0
18/1/2024	13:46	51.8		53.7	49.5
18/1/2024	13:51	51.0		53.0	49.2
18/1/2024	13:56	54.2		56.5	51.6
18/1/2024	14:01	55.2		57.6	51.8
18/1/2024	14:06	52.0		55.0	50.4
18/1/2024	14:11	52.2	52.9	54.3	49.5
18/1/2024	14:16	51.5		54.4	49.1
18/1/2024	14:21	54.2		56.3	50.8
18/1/2024	14:26	50.9		52.9	49.0
18/1/2024	14:31	53.6		56.9	50.1
18/1/2024	14:36	52.9		55.1	50.1
18/1/2024	14:41	53.0	52.7	56.3	50.0
18/1/2024	14:46	51.4		55.2	48.1
18/1/2024	14:51	52.3		54.8	49.3
18/1/2024	14:56	52.4		55.8	49.3
18/1/2024	15:01	55.4		58.1	51.9
18/1/2024	15:06	53.2		55.9	50.4
18/1/2024	15:11	53.9	54.0	56.6	50.9
18/1/2024	15:16	53.9		56.9	51.1
18/1/2024	15:21	55.2		57.6	53.0
18/1/2024	15:26	51.5		53.9	48.1
18/1/2024	15:31	54.0		57.0	50.3
18/1/2024	15:36	53.1		57.0	51.0
18/1/2024	15:41	53.1	52.9	56.5	49.7
18/1/2024	15:46	51.2		54.0	49.1
18/1/2024	15:51	50.8		54.5	46.9
18/1/2024	15:56	53.9		56.3	51.4
18/1/2024	16:01	53.9		56.4	51.4
18/1/2024	16:06	55.9		58.5	52.2
18/1/2024	16:11	52.1	53.6	55.9	49.0
18/1/2024	16:16	52.7		55.9	48.9
18/1/2024	16:21	52.7		55.3	48.9
18/1/2024	16:26	53.4		56.8	50.4
18/1/2024	16:31	54.2		57.2	51.1
18/1/2024	16:36	54.8		57.3	51.2
18/1/2024	16:41	56.0	54.5	58.7	53.7
18/1/2024	16:46	53.5		57.9	50.1
18/1/2024	16:51	52.6		56.4	49.2
18/1/2024	16:56	55.0		58.9	51.0
18/1/2024	17:01	52.3		56.5	49.9
18/1/2024	17:06	53.1		56.5	50.1
18/1/2024	17:11	55.3	53.6	58.8	51.2
18/1/2024	17:16	52.2		56.8	48.5
18/1/2024	17:21	54.4		58.2	51.0
18/1/2024	17:26	53.5		57.6	49.8
18/1/2024	17:31	53.9		57.8	50.6
18/1/2024	17:36	54.8		59.0	51.8
18/1/2024	17:41	56.3	55.1	59.8	53.2
18/1/2024	17:46	55.6		59.6	52.4
18/1/2024	17:51	53.3		56.6	50.2
18/1/2024	17:56	55.7		59.4	51.4
18/1/2024	18:01	54.7		58.2	51.2
18/1/2024	18:06	55.0		59.3	50.8
18/1/2024	18:11	54.9	55.3	58.8	50.3
18/1/2024	18:16	53.6		57.7	49.1
18/1/2024	18:21	56.6		59.9	51.8
18/1/2024	18:26	56.4		59.6	52.3
18/1/2024	18:31	55.3		59.2	51.7
18/1/2024	18:36	55.0		58.3	50.7
18/1/2024	18:41	54.8	55.1	59.0	51.5
18/1/2024	18:46	56.6		60.5	53.1
18/1/2024	18:51	53.4		56.6	50.3
18/1/2024	18:56	55.0		58.2	51.1
		Mean	53.2		
		Maximum	55.3		
		Minimum	50.4		

Date	Start Time	Leq (5mins)	Leq (30mins)	L10 (5mins)	L90 (5mins)
19/1/2024	7:01	51.0		52.9	49.3
19/1/2024	7:06	50.9		52.9	48.9
19/1/2024	7:11	51.2	50.9	53.4	49.6
19/1/2024	7:16	51.2		53.2	49.2
19/1/2024	7:21	50.0		52.4	48.2
19/1/2024	7:26	51.1		53.1	49.3
19/1/2024	7:31	50.3		52.7	47.9
19/1/2024	7:36	49.2		51.6	47.0
19/1/2024	7:41	50.0	50.6	51.9	47.8
19/1/2024	7:46	50.8		53.4	48.4
19/1/2024	7:51	51.7		53.7	49.8
19/1/2024	7:56	51.1		53.1	48.8
19/1/2024	8:01	52.3		54.3	50.3
19/1/2024	8:06	52.4		54.4	50.0
19/1/2024	8:11	52.1	52.7	54.0	49.8
19/1/2024	8:16	53.0		55.2	50.9
19/1/2024	8:21	52.4		55.0	50.3
19/1/2024	8:26	53.6		56.0	51.2
19/1/2024	8:31	53.0		55.0	50.8
19/1/2024	8:36	52.3		54.2	49.9
19/1/2024	8:41	52.5	52.9	55.0	50.3
19/1/2024	8:46	53.9		55.7	51.7
19/1/2024	8:51	53.2		55.8	50.6
19/1/2024	8:56	52.3		54.5	50.2
19/1/2024	9:01	53.9		56.4	52.0
19/1/2024	9:06	54.3		56.8	52.2
19/1/2024	9:11	52.5	53.7	54.5	50.6
19/1/2024	9:16	54.1		56.4	52.2
19/1/2024	9:21	52.6		54.6	50.4
19/1/2024	9:26	54.5		56.2	52.3
19/1/2024	9:31	52.8		55.0	50.8
19/1/2024	9:36	53.8		56.3	51.9
19/1/2024	9:41	52.9	53.1	54.9	50.3
19/1/2024	9:46	52.9		54.8	50.4
19/1/2024	9:51	52.6		54.3	50.6
19/1/2024	9:56	53.5		55.8	51.0
19/1/2024	10:01	52.4		54.7	50.2
19/1/2024	10:06	52.0		54.7	49.5
19/1/2024	10:11	52.4	52.6	55.1	50.0
19/1/2024	10:16	52.3		55.0	50.2
19/1/2024	10:21	53.1		56.0	51.1
19/1/2024	10:26	53.0		55.3	50.3
19/1/2024	10:31	52.6		55.0	50.6
19/1/2024	10:36	51.6		54.3	49.1
19/1/2024	10:41	53.1	52.4	55.0	50.3
19/1/2024	10:46	52.0		54.7	50.3
19/1/2024	10:51	52.0		53.7	50.3
19/1/2024	10:56	52.9		56.2	50.7
19/1/2024	11:01	54.1		57.3	52.0
19/1/2024	11:06	53.7		56.3	51.0
19/1/2024	11:11	54.1	53.1	56.0	51.6
19/1/2024	11:16	53.0		56.0	50.8
19/1/2024	11:21	51.7		54.3	49.6
19/1/2024	11:26	51.0		53.9	48.7
19/1/2024	11:31	53.8		55.7	51.8
19/1/2024	11:36	51.2		54.1	48.4
19/1/2024	11:41	52.8	52.9	55.3	50.3
19/1/2024	11:46	53.4		55.7	50.7
19/1/2024	11:51	54.2		56.6	52.0
19/1/2024	11:56	51.3		52.9	48.2
19/1/2024	12:01	54.2		56.2	52.5
19/1/2024	12:06	53.6		56.0	51.6
19/1/2024	12:11	52.4	53.6	54.6	50.5
19/1/2024	12:16	54.5		57.0	51.9
19/1/2024	12:21	54.7		56.6	51.8
19/1/2024	12:26	51.1		53.2	48.8
19/1/2024	12:31	51.5		53.7	48.5
19/1/2024	12:36	51.1		53.0	49.2
19/1/2024	12:41	53.9	52.0	55.4	51.1
19/1/2024	12:46	53.3		56.6	50.2
19/1/2024	12:51	50.6		54.0	48.8
19/1/2024	12:56	50.3		52.6	47.5
19/1/2024	13:01	51.6		54.2	49.7
19/1/2024	13:06	50.4		52.1	47.4
19/1/2024	13:11	52.9	52.3	55.6	51.1
19/1/2024	13:16	54.8		56.4	52.7
19/1/2024	13:21	51.4		54.1	49.9
19/1/2024	13:28	51.2		53.8	48.6
19/1/2024	13:33	53.8		55.8	51.5
19/1/2024	13:38	50.9		52.4	49.4
19/1/2024	13:43	51.8	52.1	53.8	49.7
19/1/2024	13:48	51.0		53.2	48.1
19/1/2024	13:53	53.0		54.8	49.9
19/1/2024	13:58	51.2		53.7	47.8
19/1/2024	14:03	51.6		54.7	48.7
19/1/2024	14:08	51.3		52.9	48.1
19/1/2024	14:13	53.1	52.6	56.0	50.8
19/1/2024	14:18	54.2		56.4	50.8
19/1/2024	14:23	52.6		54.7	50.6
19/1/2024	14:28	52.1		54.4	48.9
19/1/2024	14:33	54.2		56.8	52.0
19/1/2024	14:38	52.2		54.7	49.5
19/1/2024	14:43	52.1	51.7	54.3	49.7
19/1/2024	14:48	49.7		52.1	46.5
19/1/2024	14:53	50.5		54.0	48.2
19/1/2024	14:58	50.0		53.2	48.1
19/1/2024	15:03	53.8		57.2	52.0
19/1/2024	15:08	53.4		56.2	51.5
19/1/2024	15:13	51.5	52.8	55.0	49.3
19/1/2024	15:18	51.7		54.2	49.5
19/1/2024	15:23	53.6		56.9	50.8
19/1/2024	15:28	52.1		55.6	50.1
19/1/2024	15:33	53.7		56.5	51.8
19/1/2024	15:38	51.0		52.8	47.6
19/1/2024	15:43	52.9	51.9	55.6	50.9
19/1/2024	15:48	51.0		54.8	48.1
19/1/2024	15:53	51.5		55.4	47.7
19/1/2024	15:58	50.7		54.6	47.1
19/1/2024	16:03	54.8		57.8	52.6
19/1/2024	16:08	52.4		55.7	50.0
19/1/2024	16:13	51.0	53.5	53.5	48.6
19/1/2024	16:18	54.0		57.0	51.8
19/1/2024	16:23	55.4		58.4	51.8
19/1/2024	16:28	51.2		53.9	47.6
19/1/2024	16:33	54.5		56.9	52.2
19/1/2024	16:38	51.5	53.7	54.2	48.3
19/1/2024	16:43	55.1		58.1	52.1
19/1/2024	16:48	54.9		58.8	51.9
19/1/2024	16:53	52.7		55.0	50.2
19/1/2024	16:58	52.2		54.9	49.9
19/1/2024	17:03	55.3		58.1	51.6
19/1/2024	17:08	56.1		59.3	53.2
19/1/2024	17:13	53.6	54.2	57.0	50.4
19/1/2024	17:18	53.4		57.4	49.4
19/1/2024	17:23	52.3		55.6	48.6
19/1/2024	17:28	53.4		56.0	50.3
19/1/2024	17:33	54.7		58.9	52.3
19/1/2024	17:38	55.7		59.6	52.1
19/1/2024	17:43	53.8	54.3	57.4	48.9
19/1/2024	17:48	52.5		56.3	48.5
19/1/2024	17:53	55.0		59.6	52.1
19/1/2024	17:58	53.2		56.9	50.0
19/1/2024	18:03	52.5		56.0	49.5
19/1/2024	18:08	53.4		58.3	49.7
19/1/2024	18:13	53.0	53.8	57.6	48.5
19/1/2024	18:18	55.7		59.8	51.4
19/1/2024	18:23	53.9		57.2	49.0
19/1/2024	18:28	53.8		56.8	49.9
19/1/2024	18:33	56.0		59.1	51.6
19/1/2024	18

Station: LFT_M7

Date	Start Time	Leq (5mins)	Leq (30mins)	L10 (5mins)	L90 (5mins)
20/1/2024	7:03	48.7		50.7	46.9
20/1/2024	7:08	48.6		50.2	46.8
20/1/2024	7:13	47.8	48.1	49.4	45.9
20/1/2024	7:18	48.2		49.8	46.6
20/1/2024	7:23	48.1		50.1	46.4
20/1/2024	7:28	47.2		48.8	45.4
20/1/2024	7:33	48.6		50.4	46.7
20/1/2024	7:38	48.4		50.0	46.4
20/1/2024	7:43	47.9	47.8	50.2	45.8
20/1/2024	7:48	47.9		50.1	45.8
20/1/2024	7:53	46.9		48.8	44.5
20/1/2024	7:58	47.0		49.1	44.7
20/1/2024	8:03	52.1		54.2	50.0
20/1/2024	8:08	51.7		53.8	49.4
20/1/2024	8:13	51.5	50.8	53.7	49.5
20/1/2024	8:18	49.6		51.7	47.3
20/1/2024	8:23	50.0		51.9	47.7
20/1/2024	8:28	49.3		51.5	47.4
20/1/2024	8:33	50.0		52.2	47.7
20/1/2024	8:38	50.7		53.0	48.3
20/1/2024	8:43	49.4	50.9	51.6	47.0
20/1/2024	8:48	52.0		54.6	50.1
20/1/2024	8:53	51.1		53.4	49.2
20/1/2024	8:58	51.6		53.7	49.3
20/1/2024	9:03	53.5		56.0	51.3
20/1/2024	9:08	53.7		55.9	51.4
20/1/2024	9:13	53.7	53.3	55.8	51.7
20/1/2024	9:18	53.6		55.5	51.0
20/1/2024	9:23	52.6		55.1	50.2
20/1/2024	9:28	52.6		55.0	50.0
20/1/2024	9:33	52.1		54.5	49.8
20/1/2024	9:38	52.9		55.3	50.3
20/1/2024	9:43	52.4	52.6	54.1	50.4
20/1/2024	9:48	52.1		54.2	50.3
20/1/2024	9:53	52.6		54.6	50.4
20/1/2024	9:58	53.6		55.5	51.5
20/1/2024	10:03	53.0		55.3	50.6
20/1/2024	10:08	53.3		55.4	50.7
20/1/2024	10:13	53.9	53.8	56.6	51.4
20/1/2024	10:18	54.4		56.8	52.1
20/1/2024	10:23	54.5		56.8	52.6
20/1/2024	10:28	53.3		55.2	51.6
20/1/2024	10:33	53.7		55.7	51.6
20/1/2024	10:38	54.6		57.2	52.6
20/1/2024	10:43	54.2	53.7	56.0	52.5
20/1/2024	10:48	54.2		55.9	51.6
20/1/2024	10:53	52.9		55.4	50.3
20/1/2024	10:58	52.5		55.0	49.9
20/1/2024	11:03	51.7		53.4	48.8
20/1/2024	11:08	53.1		55.9	51.0
20/1/2024	11:13	52.6	52.4	55.6	50.6
20/1/2024	11:18	51.9		54.3	50.2
20/1/2024	11:23	51.9		54.9	49.2
20/1/2024	11:28	52.9		55.1	50.7
20/1/2024	11:33	52.3		54.3	49.6
20/1/2024	11:38	52.9		55.0	50.6
20/1/2024	11:43	52.0	52.4	53.7	49.8
20/1/2024	11:48	52.2		54.2	49.6
20/1/2024	11:53	52.1		55.4	49.3
20/1/2024	11:58	52.7		55.2	49.6
20/1/2024	12:03	53.9		57.0	51.2
20/1/2024	12:08	53.8		56.9	51.8
20/1/2024	12:13	53.3	53.1	56.5	51.5
20/1/2024	12:18	53.3		55.8	50.7
20/1/2024	12:23	52.4		55.5	49.6
20/1/2024	12:28	51.8		53.8	48.9
20/1/2024	12:33	53.1		56.0	50.2
20/1/2024	12:38	53.5		55.6	51.1
20/1/2024	12:43	51.2	52.7	53.4	49.7
20/1/2024	12:48	53.4		55.5	50.4
20/1/2024	12:53	52.1		54.4	49.4
20/1/2024	12:58	52.2		54.4	49.6
20/1/2024	13:03	53.0		54.8	50.7
20/1/2024	13:08	52.8		54.9	49.9
20/1/2024	13:13	52.9	52.3	55.4	49.8
20/1/2024	13:18	51.4		54.3	48.6
20/1/2024	13:23	50.8		53.4	49.0
20/1/2024	13:28	52.6		55.4	49.5
20/1/2024	13:33	53.9		57.0	51.8
20/1/2024	13:38	54.2		56.8	52.6
20/1/2024	13:43	54.6	53.2	57.4	52.6
20/1/2024	13:48	51.0		53.2	48.4
20/1/2024	13:53	53.5		56.5	51.8
20/1/2024	13:58	50.1		51.9	47.4
20/1/2024	14:03	53.7		56.0	51.0
20/1/2024	14:08	50.2		52.1	46.8
20/1/2024	14:13	54.5	53.0	56.1	52.9
20/1/2024	14:18	54.1		56.7	51.3
20/1/2024	14:23	51.3		53.6	49.6
20/1/2024	14:28	52.5		54.5	50.5
20/1/2024	14:33	54.3		56.0	50.9
20/1/2024	14:38	53.4		55.9	50.7
20/1/2024	14:43	50.3	53.0	52.4	46.8
20/1/2024	14:48	52.4		54.3	50.6
20/1/2024	14:53	53.0		55.0	49.8
20/1/2024	14:58	53.6		56.9	51.5
20/1/2024	15:03	50.9		53.6	48.4
20/1/2024	15:08	54.6		57.5	51.0
20/1/2024	15:13	53.7	53.8	57.1	50.8
20/1/2024	15:18	53.3		55.5	50.4
20/1/2024	15:23	54.5		57.4	52.0
20/1/2024	15:28	54.9		57.1	52.7
20/1/2024	15:33	51.9		55.0	50.1
20/1/2024	15:38	51.2		53.9	48.8
20/1/2024	15:43	53.1	53.4	56.7	50.9
20/1/2024	15:48	54.0		56.4	50.3
20/1/2024	15:53	55.5		59.0	51.9
20/1/2024	15:58	53.6		56.5	49.8
20/1/2024	16:03	55.3		57.4	52.5
20/1/2024	16:08	51.0		54.5	48.1
20/1/2024	16:13	51.2	53.6	54.1	47.9
20/1/2024	16:18	55.1		58.5	51.4
20/1/2024	16:23	52.7		55.8	50.6
20/1/2024	16:28	54.2		57.5	51.0
20/1/2024	16:33	54.4		56.8	50.7
20/1/2024	16:38	54.8		57.4	51.2
20/1/2024	16:43	54.7	54.7	58.5	51.1
20/1/2024	16:48	55.4		58.8	52.7
20/1/2024	16:53	52.4		55.2	48.4
20/1/2024	16:58	55.9		59.1	53.1
20/1/2024	17:03	53.5		57.5	50.9
20/1/2024	17:08	52.5		55.4	50.0
20/1/2024	17:13	53.8	54.0	57.6	51.4
20/1/2024	17:18	55.3		58.0	52.7
20/1/2024	17:23	55.0		58.6	51.6
20/1/2024	17:28	53.2		55.6	49.2
20/1/2024	17:33	52.3		55.7	48.3
20/1/2024	17:38	55.2		58.4	51.8
20/1/2024	17:43	53.3	53.8	56.2	49.0
20/1/2024	17:48	52.2		55.5	47.5
20/1/2024	17:53	54.6		57.7	49.8
20/1/2024	17:58	54.4		58.0	49.9
20/1/2024	18:03	53.6		58.5	49.6
20/1/2024	18:08	54.2		57.4	49.6
20/1/2024	18:13	54.9	54.1	58.2	51.4
20/1/2024	18:18	53.3		57.7	50.3
20/1/2024	18:23	54.5		59.3	49.6
20/1/2024	18:28	53.8		57.7	49.3
20/1/2024	18:33	56.2		59.2	51.8
20/1/2024	18:38	55.2		58.8	51.5
20/1/2024	18:43	56.4	55.1	60.2	52.6
20/1/2024	18:48	53.4		57.5	49.2
20/1/2024	18:53	53.2		56.1	50.2
20/1/2024	18:58	54.9		58.5	50.8
		Mean	52.7		
		Maximum	55.1		
		Minimum	47.8		

Date	Start Time	Leq (5mins)	Leq (30mins)	L10 (5mins)	L90 (5mins)
21/1/2024	7:03	47.1		48.8	45.4
21/1/2024	7:08	47.6		49.3	45.7
21/1/2024	7:13	48.3	49.0	50.1	46.6
21/1/2024	7:18	47.0		49.0	45.2
21/1/2024	7:23	51.1		53.0	49.3
21/1/2024	7:28	50.8		52.5	49.2
21/1/2024	7:33	51.0		52.8	49.4
21/1/2024	7:38	51.6		53.4	49.6
21/1/2024	7:43	50.2	50.8	52.5	48.1
21/1/2024	7:48	51.6		53.6	49.2
21/1/2024	7:53	49.2		51.6	47.0
21/1/2024	7:58	50.6		53.0	48.2
21/1/2024	8:03	50.6		52.7	48.4
21/1/2024	8:08	51.9		53.8	49.5
21/1/2024	8:13	52.2	51.7	54.6	49.8
21/1/2024	8:18	50.8		52.8	48.5
21/1/2024	8:23	52.3		54.4	50.0
21/1/2024	8:28	52.2		54.3	49.9
21/1/2024	8:33	52.8		54.9	50.6
21/1/2024	8:38	52.1		54.4	50.2
21/1/2024	8:43	53.3	53.0	55.9	50.7
21/1/2024	8:48	52.9		55.4	50.9
21/1/2024	8:53	52.8		54.8	50.7
21/1/2024	8:58	53.9		56.2	51.5
21/1/2024	9:03	52.6		55.0	50.5
21/1/2024	9:08	53.0		55.2	50.9
21/1/2024	9:13	52.6	52.9	54.5	50.7
21/1/2024	9:18	52.9		54.9	50.6
21/1/2024	9:23	52.6		55.0	50.7
21/1/2024	9:28	53.7		55.6	51.7
21/1/2024	9:33	53.7		55.6	51.7
21/1/2024	9:38	54.2		56.8	51.7
21/1/2024	9:43	52.8	53.5	55.2	50.3
21/1/2024	9:48	52.2		54.3	49.7
21/1/2024	9:53	54.4		57.1	51.8
21/1/2024	9:58	53.0		55.2	51.1
21/1/2024	10:03	53.4		55.8	51.6
21/1/2024	10:08	53.6		56.3	50.9
21/1/2024	10:13	52.6	52.9	54.3	50.6
21/1/2024	10:18	52.8		55.2	50.7
21/1/2024	10:23	51.7		54.0	49.0
21/1/2024	10:28	53.0		54.8	51.1
21/1/2024	10:33	51.8		54.4	50.1
21/1/2024	10:38	52.7		54.6	50.3
21/1/2024	10:43	53.1	52.4	55.5	50.9
21/1/2024	10:48	52.0		54.1	49.8
21/1/2024	10:53	52.4		54.8	50.4
21/1/2024	10:58	52.4		54.7	50.2
21/1/2024	11:03	52.7		55.0	50.1
21/1/2024	11:08	52.1		54.9	49.8
21/1/2024	11:13	51.6	52.9	54.5	49.7
21/1/2024	11:18	51.8		54.0	48.9
21/1/2024	11:23	54.5		56.9	52.6
21/1/2024	11:28	53.8		55.7	51.1
21/1/2024	11:33	52.8		54.9	50.6
21/1/2024	11:38	53.1		55.7	51.3
21/1/2024	11:43	54.2	53.8	57.1	51.6
21/1/2024	11:48	54.4		57.2	51.7
21/1/2024	11:53	53.5		55.7	51.5
21/1/2024	11:58	54.6		57.9	51.3
21/1/2024	12:03	53.2		56.5	50.1
21/1/2024	12:08	53.9		55.6	51.4
21/1/2024	12:13	52.4	53.0	55.5	50.3
21/1/2024	12:18	53.8		56.9	51.3
21/1/2024	12:23	50.9		54.2	49.1
21/1/2024	12:28	53.1		55.7	51.4
21/1/2024	12:33	52.2		54.7	48.9
21/1/2024	12:38	54.3		56.8	51.7
21/1/2024	12:43	54.1	53.6	55.9	52.5
21/1/2024	12:48	51.8		54.9	49.9
21/1/2024	12:53	54.0		56.9	50.9
21/1/2024	12:58	54.4		56.8	51.9
21/1/2024	13:03	52.5		55.0	50.3
21/1/2024	13:08	52.4		54.7	50.8
21/1/2024	13:13	54.3	52.9	57.4	52.5
21/1/2024	13:18	51.1		52.7	49.1
21/1/2024	13:23	52.7		55.8	49.8
21/1/2024	13:28	53.6		55.1	50.8
21/1/2024	13:33	50.2		53.2	47.5
21/1/2024	13:38	51.9		54.8	49.3
21/1/2024	13:43	53.2	52.4	56.0	50.5
21/1/2024	13:48	52.3		55.5	49.2
21/1/2024	13:53	52.0		54.6	50.2
21/1/2024	13:58	54.1		55.9	51.9
21/1/2024	14:03	52.8		55.7	50.8
21/1/2024	14:08	51.4		54.8	49.7
21/1/2024	14:13	53.7	53.1	55.4	50.9
21/1/2024	14:18	51.0		53.5	49.1
21/1/2024	14:23	54.9		58.3	53.1
21/1/2024	14:28	53.6		56.6	50.8
21/1/2024	14:33	51.7		55.0	49.6
21/1/2024	14:38	54.9		57.5	53.2
21/1/2024	14:43	50.9	52.7	53.7	48.1
21/1/2024	14:48	51.9		55.5	48.4
21/1/2024	14:53	51.9		55.1	49.3
21/1/2024	14:58	53.8		56.4	51.2
21/1/2024	15:03	53.3		56.8	50.0
21/1/2024	15:08	53.5		56.7	51.7
21/1/2024	15:13	53.1	53.0	55.3	49.7
21/1/2024	15:18	52.9		56.0	49.8
21/1/2024	15:23	52.3		55.7	50.0
21/1/2024	15:28	52.9		56.2	50.0
21/1/2024	15:33	53.9		56.2	51.8
21/1/2024	15:38	54.2		57.3	51.8
21/1/2024	15:43	51.9	54.0	54.1	48.6
21/1/2024	15:48	54.5		58.0	51.4
21/1/2024	15:53	55.1		57.2	51.9
21/1/2024	15:58	53.5		57.3	50.3
21/1/2024	16:03	51.7		54.2	48.2
21/1/2024	16:08	53.3		56.4	49.4
21/1/2024	16:13	52.6	53.2	55.7	49.6
21/1/2024	16:18	54.0		57.1	52.0
21/1/2024	16:23	52.8		54.9	50.4
21/1/2024	16:28	54.2		57.5	52.0
21/1/2024	16:33	54.7		58.0	52.3
21/1/2024	16:38	53.5	54.0	56.9	50.7
21/1/2024	16:43	55.8		59.9	52.7
21/1/2024	16:48	53.1		56.1	49.5
21/1/2024	16:53	52.4		56.6	49.4
21/1/2024	16:58	53.4		55.7	49.9
21/1/2024	17:03	54.6		58.8	51.0
21/1/2024	17:08	54.8		57.7	50.6
21/1/2024	17:13	54.5	54.4	57.8	51.5
21/1/2024	17:18	52.7		55.8	49.4
21/1/2024	17:23	54.8		58.6	51.3
21/1/2024	17:28	54.5		57.3	51.7
21/1/2024	17:33	53.6		56.9	50.6
21/1/2024	17:38	52.3		56.2	49.2
21/1/2024	17:43	55.1	53.6	59.5	51.3
21/1/2024	17:48	52.4		57.2	47.7
21/1/2024	17:53	54.5		58.3	50.0
21/1/2024	17:58	52.6		57.1	48.7
21/1/2024	18:03	52.4		55.7	47.7
21/1/2024	18:08	54.0		57.8	50.2
21/1/2024	18:13	52.2	53.8	56.7	49.3
21/1/2024	18:18	53.0		56.6	49.7
21/1/2024	18:23	55.2		58.8	51.8
21/1/2024	18:28	55.1		59.2	50.2
21/1/2024	18:33	54.4		58.6	50.6
21/1/2024	18:38	56.3		60.6	52.4
21/1/2024	18:43	54.8	55.1	58.4	50.6
21/1/2024	18:48	55.4		59.3	51.6
21/1/2024	18:53	53.7		57.7	50.7
21/1/2024	18:58	55.7		59.1	51.7
		Mean	53.0		
		Maximum	55.1		
		Minimum	49.0		

Date	Start Time	Leq (5mins)	Leq (30mins)	L10 (5mins)	L90 (5mins)
22/1/2024	7:03	48.6		50.5	46.6
22/1/2024	7:08	48.1		50.1	46.3
22/1/2024	7:13	47.8	48.7	49.7	46.0
22/1/2024	7:18	47.2		49.1	45.2
22/1/2024	7:23	49.8		51.6	48.1
22/1/2024	7:28	50.0		51.6	48.1
22/1/2024	7:33	51.9		53.7	49.9
22/1/2024	7:38	51.7		53.6	50.1
22/1/2024	7:43	49.6	50.6	51.8	47.4
22/1/2024	7:48	50.7		53.1	48.4
22/1/2024	7:53	49.3		51.5	47.3
22/1/2024	7:58	49.5		51.6	47.2
22/1/2024	8:03	51.4		53.7	49.1
22/1/2024	8:08	49.4		51.5	47.2
22/1/2024	8:13	51.9	51.8	54.2	50.0
22/1/2024	8:18	50.4		52.4	48.5
22/1/2024	8:23	52.2		54.3	50.1
22/1/2024	8:28	53.9		56.1	51.9
22/1/2024	8:33	52.8		55.2	50.5
22/1/2024	8:38	53.2		55.2	50.8
22/1/2024	8:43	53.4	53.0	55.7	51.4
22/1/2024	8:48	52.9		55.3	50.7
22/1/2024	8:53	53.4		55.8	51.0
22/1/2024	8:58	52.5		54.5	50.6
22/1/2024	9:03	53.5		55.5	51.2
22/1/2024	9:08	52.6		55.1	50.1
22/1/2024	9:13	53.1	53.2	55.6	50.6
22/1/2024	9:18	53.4		55.3	51.2
22/1/2024	9:23	52.8		55.1	50.3
22/1/2024	9:28	53.7		56.0	51.2
22/1/2024	9:33	54.2		56.8	51.9
22/1/2024	9:38	52.5		54.8	50.5
22/1/2024	9:43	52.3	53.3	54.5	50.0
22/1/2024	9:48	54.1		55.9	52.1
22/1/2024	9:53	53.4		55.8	51.3
22/1/2024	9:58	52.9		55.5	50.4
22/1/2024	10:03	54.3		56.8	51.9
22/1/2024	10:08	53.6		56.1	51.9
22/1/2024	10:13	53.3	53.2	55.9	50.9
22/1/2024	10:18	52.6		54.8	50.2
22/1/2024	10:23	52.7		55.1	50.0
22/1/2024	10:28	52.2		54.6	49.7
22/1/2024	10:33	52.3		54.5	50.5
22/1/2024	10:38	52.4		54.8	50.4
22/1/2024	10:43	51.9	52.4	54.1	49.9
22/1/2024	10:48	52.7		55.5	50.5
22/1/2024	10:53	52.1		55.1	49.9
22/1/2024	10:58	52.7		54.5	49.7
22/1/2024	11:03	52.6		54.4	50.4
22/1/2024	11:08	52.2		55.2	49.9
22/1/2024	11:13	53.1	52.5	55.6	51.3
22/1/2024	11:18	52.1		54.1	50.3
22/1/2024	11:23	52.5		55.1	49.7
22/1/2024	11:28	52.5		54.8	50.3
22/1/2024	11:33	54.5		56.8	51.7
22/1/2024	11:38	52.9		55.2	50.4
22/1/2024	11:43	53.2	53.7	56.4	51.0
22/1/2024	11:48	54.2		57.1	50.9
22/1/2024	11:53	53.0		54.8	50.1
22/1/2024	11:58	54.0		55.8	51.8
22/1/2024	12:03	51.6		53.9	49.1
22/1/2024	12:08	54.0		55.7	50.8
22/1/2024	12:13	53.9	53.1	56.6	52.0
22/1/2024	12:18	52.8		54.5	50.8
22/1/2024	12:23	54.2		56.7	52.3
22/1/2024	12:28	51.2		54.3	49.4
22/1/2024	12:33	53.9		56.4	50.6
22/1/2024	12:38	51.9		55.0	50.1
22/1/2024	12:43	53.2	52.7	54.9	51.6
22/1/2024	12:48	50.2		52.5	47.6
22/1/2024	12:53	53.6		56.1	52.1
22/1/2024	12:58	52.7		54.7	50.2
22/1/2024	13:03	52.8		54.8	50.8
22/1/2024	13:08	53.6		55.9	50.9
22/1/2024	13:13	50.3	52.1	52.2	47.4
22/1/2024	13:18	50.5		52.7	48.3
22/1/2024	13:23	50.9		52.9	48.4
22/1/2024	13:28	53.4		56.5	51.7
22/1/2024	13:33	50.6		52.7	48.1
22/1/2024	13:38	54.4		57.5	52.5
22/1/2024	13:43	50.9		52.8	47.8
22/1/2024	13:48	52.9		56.2	51.2
22/1/2024	13:55	50.5		52.3	47.9
22/1/2024	14:00	51.6		55.0	48.8
22/1/2024	14:05	51.0		54.2	48.1
22/1/2024	14:10	49.9	51.0	51.5	47.1
22/1/2024	14:15	51.3		54.2	49.1
22/1/2024	14:20	50.9		53.7	48.0
22/1/2024	14:25	50.9		54.2	47.8
22/1/2024	14:30	52.1		54.5	49.9
22/1/2024	14:35	51.3		54.2	48.9
22/1/2024	14:40	53.1	52.2	54.9	50.0
22/1/2024	14:45	51.4		54.8	48.0
22/1/2024	14:50	50.9		52.9	48.9
22/1/2024	14:55	53.6		57.1	50.6
22/1/2024	15:00	53.2		56.5	49.6
22/1/2024	15:05	53.9		56.9	51.5
22/1/2024	15:10	54.1	53.9	57.6	51.5
22/1/2024	15:15	54.7		57.1	51.3
22/1/2024	15:20	53.3		55.7	51.0
22/1/2024	15:25	54.2		56.9	50.5
22/1/2024	15:30	55.3		58.2	51.4
22/1/2024	15:35	52.1		55.8	50.1
22/1/2024	15:40	55.1	54.6	57.3	52.4
22/1/2024	15:45	55.5		59.4	52.1
22/1/2024	15:50	55.4		59.3	52.2
22/1/2024	15:55	53.4		56.5	49.6
22/1/2024	16:00	51.7		54.9	48.0
22/1/2024	16:05	51.8		55.6	48.6
22/1/2024	16:10	55.2	53.6	57.5	52.8
22/1/2024	16:15	52.2		55.5	48.3
22/1/2024	16:20	53.1		55.8	49.0
22/1/2024	16:25	55.7		59.2	52.2
22/1/2024	16:30	54.5		56.9	51.1
22/1/2024	16:35	54.7	53.5	58.6	51.0
22/1/2024	16:40	51.9		55.8	49.1
22/1/2024	16:45	54.2		56.6	51.3
22/1/2024	16:50	53.2		56.7	50.8
22/1/2024	16:55	51.7		55.6	49.0
22/1/2024	17:00	55.4		59.4	51.4
22/1/2024	17:05	53.5		57.5	50.8
22/1/2024	17:10	55.3	54.8	58.0	51.8
22/1/2024	17:15	54.6		57.8	50.7
22/1/2024	17:20	54.0		58.6	49.4
22/1/2024	17:25	55.6		60.4	52.2
22/1/2024	17:30	53.1		56.9	49.8
22/1/2024	17:35	54.7		59.1	49.9
22/1/2024	17:40	54.7	54.8	58.3	50.0
22/1/2024	17:45	54.8		58.9	50.0
22/1/2024	17:50	56.0		59.6	51.5
22/1/2024	17:55	55.1		58.7	51.9
22/1/2024	18:00	52.8		57.4	49.6
22/1/2024	18:05	52.6		56.9	48.0
22/1/2024	18:10	55.5	53.5	60.0	50.7
22/1/2024	18:15	53.1		56.5	48.9
22/1/2024	18:20	53.3		57.1	49.3
22/1/2024	18:25	53.2		56.3	49.7
22/1/2024	18:30	55.3		59.3	51.9
22/1/2024	18

Station: LFT_M7

Date	Start Time	Leq (5mins)	Leq (30mins)	L10 (5mins)	L90 (5mins)
23/1/2024	7:00	47.9		49.8	46.1
23/1/2024	7:05	47.5		49.4	45.5
23/1/2024	7:10	47.7	49.5	49.3	45.8
23/1/2024	7:15	47.8		49.9	45.6
23/1/2024	7:20	52.1		54.1	50.0
23/1/2024	7:25	51.2		53.6	48.8
23/1/2024	7:30	49.7		52.0	47.3
23/1/2024	7:35	49.8		51.8	47.5
23/1/2024	7:40	49.9	50.2	52.3	47.6
23/1/2024	7:45	52.2		54.6	50.3
23/1/2024	7:50	49.4		51.5	47.0
23/1/2024	7:55	49.7		51.9	47.3
23/1/2024	8:00	50.3		52.4	48.2
23/1/2024	8:05	49.5		51.7	47.3
23/1/2024	8:10	50.0	51.3	52.4	47.8
23/1/2024	8:15	49.4		51.4	46.8
23/1/2024	8:20	53.7		55.6	51.5
23/1/2024	8:25	53.0		55.2	51.1
23/1/2024	8:30	53.4		55.6	51.2
23/1/2024	8:35	53.9		56.2	51.7
23/1/2024	8:40	52.4	52.9	54.7	50.2
23/1/2024	8:45	52.5		54.6	50.3
23/1/2024	8:50	52.6		54.9	50.6
23/1/2024	8:55	52.4		55.0	50.0
23/1/2024	9:00	52.1		54.1	49.7
23/1/2024	9:05	53.5		56.1	51.0
23/1/2024	9:10	53.1	53.1	55.4	50.6
23/1/2024	9:15	53.3		55.2	51.3
23/1/2024	9:20	53.7		56.0	51.4
23/1/2024	9:25	52.8		54.5	50.9
23/1/2024	9:30	53.6		55.7	51.8
23/1/2024	9:35	53.2	53.6	55.2	50.5
23/1/2024	9:40	53.5		55.9	51.2
23/1/2024	9:45	52.5		55.2	50.4
23/1/2024	9:50	54.0		56.0	52.2
23/1/2024	9:55	54.6		57.1	52.6
23/1/2024	10:00	52.6		54.5	50.3
23/1/2024	10:05	53.7		56.0	51.8
23/1/2024	10:10	53.5	53.3	56.2	51.1
23/1/2024	10:15	54.4		56.3	51.8
23/1/2024	10:20	53.0		54.8	50.3
23/1/2024	10:25	51.9		54.2	49.6
23/1/2024	10:30	53.1		55.2	50.2
23/1/2024	10:35	51.8		54.8	49.8
23/1/2024	10:40	52.7	52.5	55.6	50.3
23/1/2024	10:45	52.1		54.3	49.2
23/1/2024	10:50	52.3		55.0	49.9
23/1/2024	10:55	53.1		55.7	50.9
23/1/2024	11:00	53.0		54.7	50.3
23/1/2024	11:05	51.9		54.8	50.0
23/1/2024	11:10	51.6	52.1	53.7	49.0
23/1/2024	11:15	52.4		54.8	49.4
23/1/2024	11:20	51.6		53.4	48.7
23/1/2024	11:25	51.7		54.6	49.5
23/1/2024	11:30	52.5		54.7	49.2
23/1/2024	11:35	52.6		54.3	50.8
23/1/2024	11:40	54.2	53.6	56.1	51.4
23/1/2024	11:45	53.1		55.1	49.8
23/1/2024	11:50	54.7		56.8	53.0
23/1/2024	11:55	54.0		56.9	51.3
23/1/2024	12:00	54.6		57.2	51.5
23/1/2024	12:05	54.5		57.5	52.4
23/1/2024	12:10	53.9	53.9	55.6	51.5
23/1/2024	12:15	52.8		55.4	51.0
23/1/2024	12:20	52.8		55.1	50.6
23/1/2024	12:25	54.3		57.1	52.8
23/1/2024	12:30	51.1		54.0	48.7
23/1/2024	12:35	52.9		54.5	50.0
23/1/2024	12:40	53.5	52.9	55.8	51.5
23/1/2024	12:45	51.7		53.8	49.4
23/1/2024	12:50	53.6		56.6	51.1
23/1/2024	12:55	53.9		56.8	52.4
23/1/2024	13:00	54.2		57.1	51.2
23/1/2024	13:05	52.9		55.6	50.5
23/1/2024	13:10	52.8	52.4	55.2	49.8
23/1/2024	13:15	51.4		54.3	48.3
23/1/2024	13:20	51.2		53.2	47.9
23/1/2024	13:25	51.2		54.4	48.7
23/1/2024	13:30	53.3		55.5	50.6
23/1/2024	13:35	50.4		52.1	47.7
23/1/2024	13:40	52.4	52.0	55.4	49.4
23/1/2024	13:45	53.2		54.9	51.1
23/1/2024	13:50	51.2		53.7	48.3
23/1/2024	13:55	50.9		54.1	47.7
23/1/2024	14:00	53.7		56.4	52.1
23/1/2024	14:05	52.1		55.0	49.7
23/1/2024	14:10	52.9	53.5	55.9	49.9
23/1/2024	14:15	52.3		54.6	50.0
23/1/2024	14:20	54.7		58.2	52.6
23/1/2024	14:25	54.5		56.5	51.6
23/1/2024	14:30	53.2		55.5	50.4
23/1/2024	14:35	50.9		53.1	48.6
23/1/2024	14:40	51.7	53.2	53.7	49.4
23/1/2024	14:45	51.4		54.1	49.3
23/1/2024	14:50	55.0		57.3	52.0
23/1/2024	14:55	55.1		58.7	51.8
23/1/2024	15:00	50.9		52.8	47.4
23/1/2024	15:05	52.3		54.3	49.1
23/1/2024	15:10	53.0	52.9	56.5	49.8
23/1/2024	15:15	51.2		55.0	47.3
23/1/2024	15:20	54.6		57.6	52.0
23/1/2024	15:25	54.1		57.3	51.9
23/1/2024	15:30	55.6		59.2	53.2
23/1/2024	15:35	51.7		55.5	48.2
23/1/2024	15:40	54.9	53.7	57.5	51.8
23/1/2024	15:45	50.8		53.7	47.6
23/1/2024	15:50	50.9		53.0	48.3
23/1/2024	15:55	55.3		58.8	52.7
23/1/2024	16:00	53.7		57.2	50.7
23/1/2024	16:05	54.1		57.4	50.4
23/1/2024	16:10	54.9	53.8	57.2	51.3
23/1/2024	16:15	51.8		54.2	49.1
23/1/2024	16:20	54.7		57.8	51.0
23/1/2024	16:25	53.2		56.3	49.0
23/1/2024	16:30	51.7		55.3	47.8
23/1/2024	16:35	54.4		57.7	51.5
23/1/2024	16:40	52.5	53.3	56.3	49.4
23/1/2024	16:45	52.1		55.6	48.9
23/1/2024	16:50	54.6		57.1	52.2
23/1/2024	16:55	53.9		57.8	50.7
23/1/2024	17:00	54.1		58.3	50.9
23/1/2024	17:05	53.3		56.1	49.3
23/1/2024	17:10	52.3	53.3	55.6	48.6
23/1/2024	17:15	52.6		56.8	49.2
23/1/2024	17:20	53.8		57.4	49.3
23/1/2024	17:25	53.7		58.0	49.6
23/1/2024	17:30	53.5		56.4	49.8
23/1/2024	17:35	55.2		58.1	51.3
23/1/2024	17:40	56.2	55.0	60.2	51.3
23/1/2024	17:45	54.5		59.1	51.2
23/1/2024	17:50	56.2		60.9	51.5
23/1/2024	17:55	53.9		57.0	49.2
23/1/2024	18:00	54.5		57.4	50.8
23/1/2024	18:05	56.2		59.8	51.8
23/1/2024	18:10	55.0	55.2	59.3	50.7
23/1/2024	18:15	54.9		58.3	50.7
23/1/2024	18:20	55.9		60.1	53.0
23/1/2024	18:25	54.6		58.2	51.5
23/1/2024	18:30	55.7		59.5	51.6
23/1/2024	18:35	53.2		56.8	49.2
23/1/2024	18:40	53.7	54.9	57.9	50.1
23/1/2024	18:45	56.3		59.7	52.6
23/1/2024	18:50	53.4		57.2	50.1
23/1/2024	18:55	56.1		59.1	52.0
		Mean	53.0		
		Maximum	55.2		
		Minimum	49.5		

Date	Start Time	Leq (5mins)	Leq (30mins)	L10 (5mins)	L90 (5mins)
24/1/2024	7:00	48.6		50.6	47.0
24/1/2024	7:05	48.7		50.5	46.7
24/1/2024	7:10	48.4	48.4	50.4	46.8
24/1/2024	7:15	46.9		49.1	45.0
24/1/2024	7:20	48.5		50.9	46.6
24/1/2024	7:25	48.8		50.7	46.6
24/1/2024	7:30	49.9		52.0	47.8
24/1/2024	7:35	49.3		51.2	47.0
24/1/2024	7:40	50.0	50.3	52.4	48.1
24/1/2024	7:45	49.5		51.9	47.1
24/1/2024	7:50	50.8		53.0	48.7
24/1/2024	7:55	51.9		54.1	49.8
24/1/2024	8:00	51.8		53.8	49.4
24/1/2024	8:05	49.6		51.9	47.7
24/1/2024	8:10	51.4	50.8	53.7	49.2
24/1/2024	8:15	49.9		52.3	47.4
24/1/2024	8:20	51.3		53.7	49.0
24/1/2024	8:25	50.3		52.2	47.7
24/1/2024	8:30	53.1		55.2	51.0
24/1/2024	8:35	53.7		56.2	51.5
24/1/2024	8:40	53.5	53.2	55.5	51.0
24/1/2024	8:45	52.4		54.8	49.9
24/1/2024	8:50	53.2		55.1	50.6
24/1/2024	8:55	53.4		55.9	50.8
24/1/2024	9:00	52.6		54.9	50.7
24/1/2024	9:05	53.1		55.7	50.8
24/1/2024	9:10	52.5	52.9	54.4	50.6
24/1/2024	9:15	52.5		54.7	50.4
24/1/2024	9:20	53.8		56.1	51.8
24/1/2024	9:25	53.0		55.3	50.7
24/1/2024	9:30	53.9		55.6	51.4
24/1/2024	9:35	52.3	53.3	54.8	50.0
24/1/2024	9:40	54.1		55.8	52.4
24/1/2024	9:47	52.4		54.5	50.1
24/1/2024	9:52	54.1		56.7	52.0
24/1/2024	9:57	52.7		55.2	50.6
24/1/2024	10:02	52.2		54.7	50.4
24/1/2024	10:07	53.6		55.4	50.9
24/1/2024	10:12	52.2	53.4	54.8	49.5
24/1/2024	10:17	54.3		56.2	52.4
24/1/2024	10:22	53.9		56.1	51.8
24/1/2024	10:27	53.7		55.8	51.3
24/1/2024	10:32	54.4		56.5	51.8
24/1/2024	10:37	53.0		55.1	50.3
24/1/2024	10:42	52.6	52.9	54.8	50.6
24/1/2024	10:47	52.8		55.7	50.1
24/1/2024	10:52	52.2		54.9	49.9
24/1/2024	10:57	52.0		54.2	50.3
24/1/2024	11:02	51.7		54.1	48.8
24/1/2024	11:07	51.8		54.8	50.1
24/1/2024	11:12	52.5	52.0	55.0	50.2
24/1/2024	11:17	51.7		53.5	48.7
24/1/2024	11:22	52.3		54.0	50.0
24/1/2024	11:27	52.1		54.4	49.1
24/1/2024	11:32	52.5		54.4	49.7
24/1/2024	11:37	54.2		56.7	51.2
24/1/2024	11:42	54.6	53.8	57.4	52.8
24/1/2024	11:47	54.4		57.2	52.3
24/1/2024	11:52	53.0		55.2	50.5
24/1/2024	11:57	53.7		56.3	51.5
24/1/2024	12:02	53.7		55.4	51.8
24/1/2024	12:07	52.8		54.6	49.7
24/1/2024	12:12	53.9	53.2	56.0	51.2
24/1/2024	12:17	52.8		55.5	51.0
24/1/2024	12:22	52.8		55.6	50.2
24/1/2024	12:27	53.1		55.6	50.6
24/1/2024	12:32	54.3		57.3	51.9
24/1/2024	12:37	53.7		55.5	51.0
24/1/2024	12:42	52.2	53.5	53.9	49.0
24/1/2024	12:47	52.7		54.9	50.1
24/1/2024	12:52	54.3		57.0	51.3
24/1/2024	12:57	53.1		55.4	50.7
24/1/2024	13:02	52.2		53.9	49.2
24/1/2024	13:07	54.2		56.0	51.4
24/1/2024	13:12	54.1	53.1	56.9	52.0
24/1/2024	13:17	52.2		54.2	50.2
24/1/2024	13:22	51.8		54.9	49.0
24/1/2024	13:27	53.4		56.0	50.4
24/1/2024	13:32	53.8		55.9	51.6
24/1/2024	13:37	53.2		55.1	50.4
24/1/2024	13:42	52.6	52.8	54.3	50.6
24/1/2024	13:47	54.5		57.0	51.5
24/1/2024	13:52	51.2		52.9	48.1
24/1/2024	13:57	50.2		52.8	46.9
24/1/2024	14:02	53.0		55.9	51.4
24/1/2024	14:07	54.7		57.9	52.7
24/1/2024	14:12	50.6	53.0	52.6	48.8
24/1/2024	14:17	54.6		57.0	52.5
24/1/2024	14:22	51.2		53.5	48.4
24/1/2024	14:27	52.3		55.7	49.1
24/1/2024	14:32	53.3		56.6	49.9
24/1/2024	14:37	53.0		55.5	51.3
24/1/2024	14:42	50.5	53.0	53.4	47.8
24/1/2024	14:47	53.0		56.4	50.3
24/1/2024	14:52	53.8		56.6	50.2
24/1/2024	14:57	53.7		56.6	51.0
24/1/2024	15:02	51.3		53.2	49.4
24/1/2024	15:07	52.8		55.7	49.4
24/1/2024	15:12	50.6	52.4	52.9	47.1
24/1/2024	15:17	52.5		56.1	49.6
24/1/2024	15:22	53.2		55.0	49.9
24/1/2024	15:27	53.1		56.7	51.0
24/1/2024	15:32	52.3		55.8	48.9
24/1/2024	15:37	54.6		56.7	52.2
24/1/2024	15:42	54.0	53.6	57.0	51.9
24/1/2024	15:47	53.0		56.2	50.7
24/1/2024	15:52	54.4		58.0	52.4
24/1/2024	15:57	53.0		56.2	50.6
24/1/2024	16:02	52.2		55.0	49.9
24/1/2024	16:07	50.8		54.2	47.1
24/1/2024	16:12	52.0	53.6	55.9	49.2
24/1/2024	16:17	55.4		58.2	53.0
24/1/2024	16:22	55.4		58.0	53.1
24/1/2024	16:27	53.5		56.2	49.8
24/1/2024	16:32	51.2		54.8	48.9
24/1/2024	16:37	55.6		59.5	51.7
24/1/2024	16:42	54.4	53.9	58.0	50.9
24/1/2024	16:47	55.6		58.6	52.7
24/1/2024	16:52	52.1		56.0	49.4
24/1/2024	16:57	52.1		55.8	49.4
24/1/2024	17:02	54.1		57.7	51.1
24/1/2024	17:07	54.3		57.4	51.4
24/1/2024	17:12	52.4	54.1	55.9	48.5
24/1/2024	17:17	56.1		59.3	53.5
24/1/2024	17:22	52.3		54.7	50.0
24/1/2024	17:27	54.3		57.6	51.4
24/1/2024	17:32	52.0		54.4	49.3
24/1/2024	17:37	55.3		59.5	51.7
24/1/2024	17:42	52.4	53.6	55.8	49.8
24/1/2024	17:47	53.4		58.2	49.1
24/1/2024	17:52	52.6		57.4	48.1
24/1/2024	17:57	54.9		58.6	52.0
24/1/2024	18:02	54.1		58.0	50.5
24/1/2024	18:07	55.2		59.7	51.6
24/1/2024	18:12	56.2	54.8	61.1	52.9
24/1/2024	18:17	56.0		58.9	52.1
24/1/2024	18:22	53.5		57.7	50.1
24/1/2024	18:27	53.1		57.9	50.1
24/1/2024	18:32	55.8		59.2	52.4
24/1/2024	18:37	53.9		57.0	49.1
24/1/2024	18:42	54.2	55.2	58.0	50.2
24/1/2024	18:47	55.9		59.9	52.6
24/1/2024	18:52	55.8		59.4	51.8
24/1/2024	18:57	54.9		59.0	51.2
		Mean	53.0		
		Maximum	55.2		
		Minimum	48.4		

Date	Start Time	Leq (5mins)	Leq (30mins)	L10 (5mins)	L90 (5mins)
25/1/2024	7:02	48.5		50.4	46.6
25/1/2024	7:07	47.8		49.4	46.0
25/1/2024	7:12	47.0	47.7	48.8	45.1
25/1/2024	7:17	47.3		49.0	45.4
25/1/2024	7:22	46.9		48.8	45.3
25/1/2024	7:27	48.5		50.5	46.6
25/1/2024	7:32	47.1		49.0	45.4
25/1/2024	7:37	49.8		51.7	47.9
25/1/2024	7:42	49.2	50.0	51.0	47.2
25/1/2024	7:47	51.3		53.6	49.4
25/1/2024	7:52	49.9		51.9	47.9
25/1/2024	7:57	51.4		53.7	49.2
25/1/2024	8:02	49.2		51.6	47.0
25/1/2024	8:07	49.4		51.3	47.2
25/1/2024	8:12	52.0	50.7	54.3	50.1
25/1/2024	8:17	51.6		53.7	49.6
25/1/2024	8:22	51.0		53.3	49.0
25/1/2024	8:27	49.9		52.3	47.9
25/1/2024	8:32	49.4		51.4	47.3
25/1/2024	8:37	53.9		56.2	51.5
25/1/2024	8:42	53.8	52.9	55.8	51.5
25/1/2024	8:47	53.1		55.0	51.2
25/1/2024	8:52	53.3		55.2	50.8
25/1/2024	8:57	52.7		55.0	50.5
25/1/2024	9:02	53.1		55.5	50.5
25/1/2024	9:07	52.7		54.8	50.5
25/1/2024	9:12	53.4	52.9	56.0	51.2
25/1/2024	9:17	52.9		55.3	51.0
25/1/2024	9:22	52.6		55.0	50.0
25/1/2024	9:27	52.9		55.1	51.0
25/1/2024	9:32	53.9		56.1	51.5
25/1/2024	9:37	54.3	53.7	56.4	52.4
25/1/2024	9:42	53.2		55.5	50.9
25/1/2024	9:47	53.9		56.4	51.4
25/1/2024	9:52	53.8		55.6	51.9
25/1/2024	9:57	52.7		54.4	50.7
25/1/2024	10:02	54.6		56.8	52.4
25/1/2024	10:07	52.2		54.9	49.7
25/1/2024	10:12	54.4	53.8	56.5	52.0
25/1/2024	10:17	52.3		54.8	49.7
25/1/2024	10:22	54.6		57.2	52.3
25/1/2024	10:27	54.1		56.0	51.5
25/1/2024	10:32	53.3		55.9	50.8
25/1/2024	10:37	51.9		53.9	49.7
25/1/2024	10:42	52.9	52.5	55.1	50.5
25/1/2024	10:47	52.7		55.2	50.4
25/1/2024	10:52	52.5		54.4	50.6
25/1/2024	10:57	51.8		54.7	49.5
25/1/2024	11:02	52.0		54.2	49.7
25/1/2024	11:07	52.8		55.8	50.5
25/1/2024	11:12	52.5	52.3	55.1	49.8
25/1/2024	11:17	52.0		54.1	50.1
25/1/2024	11:22	51.8		53.6	49.5
25/1/2024	11:27	52.7		54.6	50.5
25/1/2024	11:32	51.6		53.3	48.9
25/1/2024	11:37	53.9		56.1	51.7
25/1/2024	11:42	53.9	53.4	55.6	51.5
25/1/2024	11:47	52.9		56.1	50.9
25/1/2024	11:52	53.9		56.1	51.9
25/1/2024	11:57	53.7		55.5	51.8
25/1/2024	12:02	53.4		55.7	51.5
25/1/2024	12:07	54.0		56.3	52.3
25/1/2024	12:12	52.7	53.5	54.6	50.2
25/1/2024	12:17	53.4		55.6	51.3
25/1/2024	12:22	54.4		56.8	51.3
25/1/2024	12:27	52.6		54.3	49.7
25/1/2024	12:32	53.1		55.6	51.3
25/1/2024	12:37	53.1		55.9	50.8
25/1/2024	12:42	51.5	53.0	54.6	48.5
25/1/2024	12:47	52.5		54.5	51.0
25/1/2024	12:52	53.7		55.6	51.2
25/1/2024	12:57	53.8		56.0	51.9
25/1/2024	13:02	51.5		53.3	49.2
25/1/2024	13:07	51.6		53.8	49.2
25/1/2024	13:12	53.2	52.6	55.3	50.4
25/1/2024	13:17	53.5		56.3	51.9
25/1/2024	13:22	51.8		54.9	49.1
25/1/2024	13:27	53.4		56.1	50.4
25/1/2024	13:32	51.0		52.9	48.7
25/1/2024	13:37	53.1		54.7	50.0
25/1/2024	13:42	54.4	52.3	56.0	52.3
25/1/2024	13:47	50.4		52.2	47.8
25/1/2024	13:52	52.2		55.1	49.7
25/1/2024	13:57	51.3		53.4	48.8
25/1/2024	14:02	52.5		54.3	50.5
25/1/2024	14:07	50.3		52.9	47.3
25/1/2024	14:12	53.4	52.6	56.0	51.0
25/1/2024	14:17	52.1		54.7	49.5
25/1/2024	14:22	54.4		56.2	51.1
25/1/2024	14:27	51.6		54.0	48.2
25/1/2024	14:32	54.1		56.8	52.1
25/1/2024	14:37	53.8		56.1	50.9
25/1/2024	14:42	55.1	53.7	57.9	53.1
25/1/2024	14:47	55.1		58.3	51.8
25/1/2024	14:52	50.3		53.3	48.0
25/1/2024	14:57	51.8		54.5	49.1
25/1/2024	15:02	52.3		54.9	50.3
25/1/2024	15:07	55.1		58.2	52.6
25/1/2024	15:12	55.1	54.0	58.2	52.0
25/1/2024	15:17	54.7		58.1	52.8
25/1/2024	15:22	53.7		56.9	50.4
25/1/2024	15:27	52.3		54.1	48.9
25/1/2024	15:32	51.7		54.6	49.5
25/1/2024	15:37	54.1		55.9	52.3
25/1/2024	15:42	55.4	54.3	59.0	52.6
25/1/2024	15:47	55.5		58.7	53.5
25/1/2024	15:52	54.5		57.6	51.1
25/1/2024	15:57	53.8		57.7	51.2
25/1/2024	16:02	52.8		54.8	49.9
25/1/2024	16:07	52.6		56.1	48.8
25/1/2024	16:12	53.7		57.5	51.4
25/1/2024	16:17	50.9		54.3	48.8
		Mean	52.6		
		Maximum	54.3		
		Minimum	47.7		

Summary of Noise Monitoring Results during 07:00 - 19:00 at LFT_M7	
	Leq (30mins)
Mean	52.9
Maximum	55.6
Minimum	47.4

Note:
1. The Leq (5mins) values within the time slots that do not have six consecutive Leq (5mins) values are not included in calculation of Leq (30mins).
2. Short periods of data gaps in tables are due to suspension of monitoring during replacement of batteries for the sound level meter.

Appendix 3-26 Baseline Noise Monitoring Data – 19:00 - 23:00 at LFT_M7

Station: LFT_M7

Date	Start Time	Leq (5mins)	Leq (15mins)	Leq (30mins)	L10 (5mins)	L90 (5mins)
11/1/2024	19:04	56.1	55.1	55.2	59.7	52.0
11/1/2024	19:09	53.5			57.3	49.2
11/1/2024	19:14	55.3			59.0	52.3
11/1/2024	19:19	56.5	55.3		59.9	52.8
11/1/2024	19:24	55.7			58.8	52.4
11/1/2024	19:29	52.9			56.7	49.9
11/1/2024	19:34	55.4	54.7	55.0	59.2	52.5
11/1/2024	19:39	54.9			58.4	50.8
11/1/2024	19:44	53.5			56.9	50.4
11/1/2024	19:49	53.7	55.4		57.5	50.8
11/1/2024	19:54	56.2			60.0	52.5
11/1/2024	19:59	55.8			59.1	53.0
11/1/2024	20:04	54.1	55.2	55.4	57.0	51.2
11/1/2024	20:09	55.4			58.9	51.6
11/1/2024	20:14	55.8			59.4	52.9
11/1/2024	20:19	55.0	55.6		58.1	51.1
11/1/2024	20:24	55.2			58.7	51.4
11/1/2024	20:29	56.4			59.5	52.7
11/1/2024	20:34	56.5	55.5	54.9	59.9	53.3
11/1/2024	20:39	55.7			59.1	52.5
11/1/2024	20:44	53.8			56.4	50.9
11/1/2024	20:49	54.1	54.3		56.8	51.6
11/1/2024	20:54	53.9			56.5	50.5
11/1/2024	20:59	54.8			57.3	52.1
11/1/2024	21:04	53.6	54.5	54.5	56.9	51.0
11/1/2024	21:09	55.2			58.8	52.2
11/1/2024	21:14	54.6			57.1	51.7
11/1/2024	21:19	53.8	54.5		56.9	50.5
11/1/2024	21:24	55.3			58.5	51.7
11/1/2024	21:29	54.4			57.9	51.3
11/1/2024	21:34	54.2	54.2	53.5	57.8	51.6
11/1/2024	21:39	55.3			58.4	52.0
11/1/2024	21:44	52.7			55.7	49.8
11/1/2024	21:49	51.9	52.7		54.9	49.6
11/1/2024	21:54	53.0			56.1	50.0
11/1/2024	21:59	53.1			55.6	50.5
11/1/2024	22:04	53.0	52.9	52.8	55.5	50.7
11/1/2024	22:09	52.1			54.8	49.7
11/1/2024	22:14	53.5			56.4	50.5
11/1/2024	22:19	52.3	52.8		55.0	49.3
11/1/2024	22:24	52.9			55.7	50.1
11/1/2024	22:29	53.1			56.0	50.6
11/1/2024	22:34	53.5	53.2	52.9	56.5	50.7
11/1/2024	22:39	54.2			56.7	51.2
11/1/2024	22:44	51.6			53.7	49.2
11/1/2024	22:49	53.3	52.5		55.2	50.7
11/1/2024	22:54	52.2			54.3	50.3
11/1/2024	22:59	52.0			53.9	50.1
		Mean	54.3	54.3		
		Maximum	55.6	55.4		
		Minimum	52.5	52.8		

Date	Start Time	Leq (5mins)	Leq (15mins)	Leq (30mins)	L10 (5mins)	L90 (5mins)
12/1/2024	19:04	54.6	54.8	54.7	57.5	51.5
12/1/2024	19:09	54.0			56.9	49.7
12/1/2024	19:14	55.7			59.2	51.9
12/1/2024	19:19	55.1	54.7		58.7	50.9
12/1/2024	19:24	55.5			58.6	51.6
12/1/2024	19:29	53.0			57.2	49.7
12/1/2024	19:34	56.6	55.8	55.8	60.8	52.3
12/1/2024	19:39	55.8			60.1	51.6
12/1/2024	19:44	55.0			57.8	51.9
12/1/2024	19:49	55.8	55.7		59.3	52.8
12/1/2024	19:54	56.6			59.9	53.9
12/1/2024	19:59	54.3			58.2	51.0
12/1/2024	20:04	53.6	53.8	54.3	57.6	49.7
12/1/2024	20:09	54.1			57.6	50.7
12/1/2024	20:14	53.7			57.1	50.1
12/1/2024	20:19	54.6	54.8		58.1	51.3
12/1/2024	20:24	53.8			56.5	50.3
12/1/2024	20:29	55.7			59.4	51.9
12/1/2024	20:34	56.3	54.6	54.5	60.0	52.8
12/1/2024	20:39	53.3			56.2	50.4
12/1/2024	20:44	53.4			56.1	50.2
12/1/2024	20:49	55.1	54.3		58.4	52.3
12/1/2024	20:54	54.4			58.0	51.3
12/1/2024	20:59	53.3			56.2	50.2
12/1/2024	21:04	53.3	53.4	53.7	56.4	50.1
12/1/2024	21:09	53.5			57.1	50.9
12/1/2024	21:14	53.3			55.9	50.1
12/1/2024	21:19	52.9	54.0		55.4	49.4
12/1/2024	21:24	52.7			55.6	49.6
12/1/2024	21:29	55.7			58.4	52.7
12/1/2024	21:34	53.1	53.4	53.1	56.5	49.8
12/1/2024	21:39	52.8			55.8	50.3
12/1/2024	21:44	54.2			57.3	51.4
12/1/2024	21:49	53.7	52.9		56.5	50.7
12/1/2024	21:54	52.8			55.4	50.2
12/1/2024	21:59	51.9			54.7	49.3
12/1/2024	22:04	52.7	53.1	53.1	55.2	49.8
12/1/2024	22:09	52.8			55.7	50.5
12/1/2024	22:14	53.6			56.3	51.0
12/1/2024	22:19	52.3	53.1		54.9	49.5
12/1/2024	22:24	52.7			55.7	50.4
12/1/2024	22:29	54.1			56.5	51.7
12/1/2024	22:34	53.6	53.0	52.5	56.4	51.2
12/1/2024	22:39	52.5			55.4	49.8
12/1/2024	22:44	52.7			54.8	50.8
12/1/2024	22:49	52.2	51.9		54.1	50.0
12/1/2024	22:54	51.5			53.4	49.5
12/1/2024	22:59	52.1			54.2	50.0
		52.9	53.9	54.0		
		52.7	55.8	55.8		
		Minimum	51.9	52.5		

Date	Start Time	Leq (5mins)	Leq (15mins)	Leq (30mins)	L10 (5mins)	L90 (5mins)
13/1/2024	19:02	53.3	55.3	55.8	58.2	52.0
13/1/2024	19:07	56.6			62.4	52.2
13/1/2024	19:12	55.4			60.2	50.1
13/1/2024	19:17	56.2	56.2		61.2	52.8
13/1/2024	19:22	55.8			60.9	52.2
13/1/2024	19:27	56.5			60.5	53.4
13/1/2024	19:32	53.8	55.7	55.1	59.1	51.9
13/1/2024	19:37	56.1			61.4	53.2
13/1/2024	19:42	56.6			60.9	50.6
13/1/2024	19:47	56.0	54.6		60.8	52.1
13/1/2024	19:52	53.8			57.5	51.8
13/1/2024	19:57	53.4			57.5	52.9
13/1/2024	20:02	54.7	55.3	55.2	59.3	51.1
13/1/2024	20:07	56.3			60.2	50.7
13/1/2024	20:12	54.6			58.6	51.2
13/1/2024	20:17	55.4	55.1		59.3	53.0
13/1/2024	20:22	56.0			60.7	51.1
13/1/2024	20:27	53.6			58.1	52.3
0/1/1900	20:32	55.3	54.7	54.6	60.5	53.3
13/1/2024	20:37	55.0			59.5	50.4
13/1/2024	20:42	53.7			57.8	52.2
13/1/2024	20:47	52.7	54.6		56.4	52.5
13/1/2024	20:52	55.0			59.4	50.4
13/1/2024	20:57	55.5			59.6	49.7
13/1/2024	21:02	55.8	55.1	54.7	60.8	52.6
13/1/2024	21:07	55.1			59.0	53.2
13/1/2024	21:12	54.4			58.9	53.5
13/1/2024	21:17	52.9	54.2		57.3	52.0
13/1/2024	21:22	53.3			57.0	52.1
13/1/2024	21:27	55.8			59.4	49.9
13/1/2024	21:32	54.5	53.6	53.2	59.4	50.8
13/1/2024	21:37	53.3			56.6	51.4
13/1/2024	21:42	52.7			56.3	51.7
13/1/2024	21:47	53.0	52.8		56.7	50.2
13/1/2024	21:52	52.0			55.4	50.2
13/1/2024	21:57	53.3			57.6	51.0
13/1/2024	22:02	52.2	52.5	53.0	56.8	49.8
13/1/2024	22:07	53.3			57.5	50.7
13/1/2024	22:12	51.9			55.7	50.3
13/1/2024	22:17	54.0	53.4		58.1	51.1
13/1/2024	22:22	53.1			57.1	50.0
13/1/2024	22:27	53.1			57.2	52.0
13/1/2024	22:32	52.6	52.4	52.5	56.4	50.6
13/1/2024	22:37	52.3			55.4	50.7
13/1/2024	22:42	52.2			55.6	50.2
13/1/2024	22:47	51.4	52.6		55.2	50.3
13/1/2024	22:52	52.8			56.3	50.3
13/1/2024	22:57	53.4			56.7	49.6
		Mean	54.2	54.3		
		Maximum	56.2	55.8		
		Minimum	52.4	52.5		

Station: LFT_M7

Date	Start Time	Leq (5mins)	Leq (15mins)	Leq (30mins)	L10 (5mins)	L90 (5mins)
14/1/2024	19:02	54.4			58.9	51.9
14/1/2024	19:07	55.5	54.9		60.1	53.4
14/1/2024	19:12	54.7		54.5	59.4	51.4
14/1/2024	19:17	53.1			58.4	51.8
14/1/2024	19:22	54.2	54.1		60.0	51.4
14/1/2024	19:27	54.9			59.7	50.0
14/1/2024	19:32	56.5			61.6	50.9
14/1/2024	19:37	54.2	54.9		59.1	51.1
14/1/2024	19:42	53.4		55.3	57.9	52.7
14/1/2024	19:47	55.3			60.7	51.1
14/1/2024	19:52	56.4	55.7		60.7	49.5
14/1/2024	19:57	55.4			59.9	52.8
14/1/2024	20:02	55.0			59.7	53.3
14/1/2024	20:07	55.4	55.3		60.2	52.7
14/1/2024	20:12	55.6		54.9	59.8	51.6
14/1/2024	20:17	54.8			59.6	52.9
14/1/2024	20:22	54.3	54.5		59.2	52.4
14/1/2024	20:27	54.4			58.7	51.3
14/1/2024	20:32	55.6			60.1	51.0
14/1/2024	20:37	54.5	55.1		58.8	51.6
14/1/2024	20:42	55.1		54.2	59.6	52.5
14/1/2024	20:47	53.0			57.3	51.0
14/1/2024	20:52	53.5	53.1		58.0	52.2
14/1/2024	20:57	52.9			56.7	50.7
14/1/2024	21:02	54.7			59.1	50.5
14/1/2024	21:07	53.7	53.9		57.1	50.0
14/1/2024	21:12	53.1		54.1	57.1	51.6
14/1/2024	21:17	54.7			58.9	51.0
14/1/2024	21:22	53.6	54.4		58.0	50.4
14/1/2024	21:27	54.7			58.7	52.2
14/1/2024	21:32	53.2			58.1	50.9
14/1/2024	21:37	52.9	53.4		57.3	52.4
14/1/2024	21:42	54.0		53.6	58.2	50.3
14/1/2024	21:47	54.2			58.5	49.9
14/1/2024	21:52	53.9	53.8		57.9	51.7
14/1/2024	21:57	53.4			57.7	52.3
14/1/2024	22:02	54.2			58.1	51.4
14/1/2024	22:07	53.8	53.4		57.8	51.1
14/1/2024	22:12	51.9		53.1	55.7	51.8
14/1/2024	22:17	52.1			56.2	51.6
14/1/2024	22:22	52.9	52.9		56.7	49.5
14/1/2024	22:27	53.5			57.6	50.2
14/1/2024	22:32	52.6			56.2	50.6
14/1/2024	22:37	53.4	52.9		57.4	51.5
14/1/2024	22:42	52.5		52.7	56.0	50.0
14/1/2024	22:47	51.9			56.1	51.0
14/1/2024	22:52	52.5	52.6		56.6	50.2
14/1/2024	22:57	53.4			57.2	49.9
		Mean	54.1	54.1		
		Maximum	55.7	55.3		
		Minimum	52.6	52.7		

Date	Start Time	Leq (5mins)	Leq (15mins)	Leq (30mins)	L10 (5mins)	L90 (5mins)
15/1/2024	19:01	53.7			57.5	50.5
15/1/2024	19:06	55.0	54.1		58.4	51.8
15/1/2024	19:11	53.6		55.0	57.5	50.6
15/1/2024	19:16	55.6			58.8	52.8
15/1/2024	19:21	56.4	55.8		59.9	52.6
15/1/2024	19:26	55.2			58.4	51.4
15/1/2024	19:31	54.0			56.9	51.2
15/1/2024	19:36	56.1	54.9		59.8	52.9
15/1/2024	19:41	54.2		54.5	56.9	51.1
15/1/2024	19:46	53.8			57.1	50.5
15/1/2024	19:51	54.2	54.0		57.4	50.2
15/1/2024	19:56	54.0			57.3	50.8
15/1/2024	20:01	55.1			58.5	51.2
15/1/2024	20:06	53.5	54.7		57.1	49.6
15/1/2024	20:11	55.2		54.9	57.9	51.8
15/1/2024	20:16	55.1			58.4	51.7
15/1/2024	20:21	55.0	55.0		58.5	52.2
15/1/2024	20:26	55.0			58.3	51.5
15/1/2024	20:31	55.8			58.9	52.8
15/1/2024	20:36	54.2	54.4		56.8	51.3
15/1/2024	20:41	52.8		54.4	55.7	49.4
15/1/2024	20:46	54.1			56.7	50.7
15/1/2024	20:51	55.5	54.3		58.3	52.3
15/1/2024	20:56	52.8			55.4	49.5
15/1/2024	21:01	55.4			57.9	52.6
15/1/2024	21:06	53.1	54.3		55.8	50.0
15/1/2024	21:11	54.1		53.8	56.8	50.5
15/1/2024	21:16	53.1			55.8	50.7
15/1/2024	21:21	54.0	53.2		56.7	51.4
15/1/2024	21:26	52.5			54.8	50.0
15/1/2024	21:31	54.2			56.8	51.4
15/1/2024	21:36	53.4	53.8		55.7	51.0
15/1/2024	21:41	53.9		53.5	56.5	51.3
15/1/2024	21:46	52.2			54.8	49.6
15/1/2024	21:51	53.6	53.1		56.5	51.1
15/1/2024	21:56	53.4			56.4	50.3
15/1/2024	22:01	53.8			56.6	50.9
15/1/2024	22:06	52.7	53.0		55.7	50.0
15/1/2024	22:11	52.3		52.6	54.8	49.7
15/1/2024	22:16	52.9			55.4	51.0
15/1/2024	22:21	51.4	52.1		53.8	48.8
15/1/2024	22:26	51.9			54.3	49.3
15/1/2024	22:31	51.7			54.1	49.3
15/1/2024	22:36	51.6	52.2		53.8	49.0
15/1/2024	22:41	53.1		52.2	55.0	51.0
15/1/2024	22:46	52.1			54.5	49.6
15/1/2024	22:51	52.6	52.2		54.9	50.1
15/1/2024	22:56	51.9			53.8	49.4
		Mean	53.8	53.8		
		Maximum	55.8	55.0		
		Minimum	52.1	52.2		

Date	Start Time	Leq (5mins)	Leq (15mins)	Leq (30mins)	L10 (5mins)	L90 (5mins)
16/1/2024	19:01	54.4			58.4	50.6
16/1/2024	19:06	54.8	54.4		58.6	51.4
16/1/2024	19:11	53.9		54.7	58.1	50.7
16/1/2024	19:16	54.0			57.7	51.1
16/1/2024	19:21	55.6	55.0		58.5	51.6
16/1/2024	19:26	55.3			58.7	51.4
16/1/2024	19:31	54.0			57.9	51.3
16/1/2024	19:36	55.1	54.9		59.0	51.6
16/1/2024	19:41	55.4		54.5	59.1	52.5
16/1/2024	19:46	53.6			56.5	50.9
16/1/2024	19:51	55.3	54.2		58.7	52.0
16/1/2024	19:56	53.3			57.2	50.5
16/1/2024	20:01	54.6			57.7	50.7
16/1/2024	20:06	54.2	54.2		57.5	51.5
16/1/2024	20:11	53.9		54.3	56.9	50.9
16/1/2024	20:16	53.3			56.2	49.9
16/1/2024	20:21	55.4	54.4		57.9	52.6
16/1/2024	20:26	54.3			57.4	50.8
16/1/2024	20:31	55.1			57.8	52.0
16/1/2024	20:36	54.7	55.1		58.0	51.8
16/1/2024	20:41	55.5		54.8	58.6	52.1
16/1/2024	20:46	53.2			56.0	50.0
16/1/2024	20:51	55.5	54.6		59.0	52.9
16/1/2024	20:56	54.7			57.7	51.1
16/1/2024	21:01	54.8			57.5	51.9
16/1/2024	21:06	54.8	54.1		57.6	52.0
16/1/2024	21:11	52.3		53.7	54.9	48.9
16/1/2024	21:16	52.1			55.2	49.8
16/1/2024	21:21	53.9	53.2		56.3	51.4
16/1/2024	21:26	53.3			55.8	50.4
16/1/2024	21:31	53.0			55.7	50.7
16/1/2024	21:36	52.7	52.7		55.2	50.4
16/1/2024	21:41	52.3		53.0	55.3	50.0
16/1/2024	21:46	52.0			55.1	49.3
16/1/2024	21:51	53.8	53.3		56.8	51.1
16/1/2024	21:56	53.8			56.1	51.4
16/1/2024	22:01	52.8			55.1	50.3
16/1/2024	22:06	53.7	53.1		56.8	50.7
16/1/2024	22:11	52.8		52.9	55.3	50.2
16/1/2024	22:16	52.5			54.7	50.2
16/1/2024	22:21	53.0	52.7		55.5	50.7
16/1/2024	22:26	52.5			55.0	49.9
16/1/2024	22:31	52.3			54.9	49.8
16/1/2024	22:36	51.8	52.2		53.8	49.3
16/1/2024	22:41	52.6		52.2	54.8	50.6
16/1/2024	22:46	51.6			53.5	49.5
16/1/2024	22:51	52.3	52.1		54.8	49.8
16/1/2024	22:56	52.3			54.8	49.9
		Mean	53.8	53.8		
		Maximum	55.1	54.8		
		Minimum	52.1	52.2		

Station: LFT_M7

Date	Start Time	Leq (5mins)	Leq (15mins)	Leq (30mins)	L10 (5mins)	L90 (5mins)
17/1/2024	19:01	54.4	55.0	55.4	57.6	50.3
17/1/2024	19:06	54.7			58.6	50.8
17/1/2024	19:11	55.9			59.6	51.8
17/1/2024	19:16	56.2	55.7		59.6	52.2
17/1/2024	19:21	56.5			60.0	52.7
17/1/2024	19:26	53.9			57.0	49.6
17/1/2024	19:31	53.4	54.4	54.9	56.3	50.2
17/1/2024	19:36	55.7			59.5	51.7
17/1/2024	19:41	53.7			57.7	50.9
17/1/2024	19:46	55.3	55.3		58.4	52.2
17/1/2024	19:51	53.8			57.4	50.1
17/1/2024	19:56	56.5			59.7	53.1
17/1/2024	20:01	55.6	54.9	54.9	58.7	52.7
17/1/2024	20:06	55.1			58.4	51.2
17/1/2024	20:11	53.7			56.6	50.9
17/1/2024	20:16	55.2	54.8		58.8	52.5
17/1/2024	20:21	54.9			58.4	52.0
17/1/2024	20:26	54.4			56.9	51.4
17/1/2024	20:31	54.9	54.3	54.1	57.8	51.9
17/1/2024	20:36	54.0			57.4	50.8
17/1/2024	20:41	53.9			57.5	51.4
17/1/2024	20:46	53.4	53.8		55.9	50.3
17/1/2024	20:51	53.5			55.8	49.9
17/1/2024	20:56	54.5			56.8	51.7
17/1/2024	21:01	52.7	53.0	52.9	55.4	49.5
17/1/2024	21:06	53.8			56.2	51.3
17/1/2024	21:11	52.2			54.7	49.4
17/1/2024	21:16	53.2	52.9		55.8	50.4
17/1/2024	21:21	52.4			55.5	48.9
17/1/2024	21:26	53.0			55.8	49.5
17/1/2024	21:31	53.9	53.8	53.5	56.6	50.9
17/1/2024	21:36	54.2			56.6	51.3
17/1/2024	21:41	53.1			55.6	50.5
17/1/2024	21:46	53.5	53.3		56.0	51.2
17/1/2024	21:51	54.2			56.5	51.8
17/1/2024	21:56	52.0			54.5	49.3
17/1/2024	22:01	53.3	53.2	52.8	55.7	50.7
17/1/2024	22:06	53.4			55.3	50.6
17/1/2024	22:11	53.0			55.1	50.6
17/1/2024	22:16	51.5	52.3		54.0	48.5
17/1/2024	22:21	52.6			54.9	50.2
17/1/2024	22:26	52.8			55.1	50.3
17/1/2024	22:31	51.4	52.3	52.2	53.5	48.8
17/1/2024	22:36	51.9			54.1	50.0
17/1/2024	22:41	53.4			55.9	51.5
0/1/1900	22:46	52.3	52.1		54.1	49.8
17/1/2024	22:51	52.5			54.7	50.1
17/1/2024	22:56	51.3			52.8	49.3
		Mean	53.8	53.8		
		Maximum	55.7	55.4		
		Minimum	52.1	52.2		

Date	Start Time	Leq (5mins)	Leq (15mins)	Leq (30mins)	L10 (5mins)	L90 (5mins)
18/1/2024	19:01	54.0	54.0	54.3	56.9	50.0
18/1/2024	19:06	54.3			57.3	50.6
18/1/2024	19:11	53.7			57.7	49.5
18/1/2024	19:16	55.1	54.5		59.1	50.8
18/1/2024	19:21	54.3			57.9	51.2
18/1/2024	19:26	54.1			57.4	50.8
18/1/2024	19:31	55.5	55.5	55.1	59.4	52.1
18/1/2024	19:36	55.7			58.6	52.1
18/1/2024	19:41	55.4			59.2	51.6
18/1/2024	19:46	55.2	54.7		58.0	51.6
18/1/2024	19:51	54.1			57.3	50.8
18/1/2024	19:56	54.6			57.7	51.4
18/1/2024	20:01	55.5	54.7	54.7	59.1	52.7
18/1/2024	20:06	55.2			58.4	51.5
18/1/2024	20:11	53.2			56.0	49.3
18/1/2024	20:16	55.8	54.6		58.5	52.5
18/1/2024	20:21	53.4			56.7	49.7
18/1/2024	20:26	54.4			57.3	51.4
18/1/2024	20:31	55.8	55.5	54.7	58.3	53.2
18/1/2024	20:36	54.9			58.5	52.4
18/1/2024	20:41	55.8			58.8	52.7
18/1/2024	20:46	52.9	53.8		55.9	50.2
18/1/2024	20:51	54.1			56.8	50.8
18/1/2024	20:56	54.2			56.6	51.1
18/1/2024	21:01	52.6	52.9	53.0	55.0	49.5
18/1/2024	21:06	53.3			56.4	50.4
18/1/2024	21:11	52.8			55.8	49.2
18/1/2024	21:16	52.2	53.1		54.5	49.4
18/1/2024	21:21	52.8			55.5	49.8
18/1/2024	21:26	54.1			57.0	51.5
18/1/2024	21:31	53.5	53.5	53.3	55.8	50.5
18/1/2024	21:36	53.4			56.2	51.0
18/1/2024	21:41	53.5			56.3	51.0
18/1/2024	21:46	52.9	53.1		54.8	49.8
18/1/2024	21:51	53.1			55.0	50.2
18/1/2024	21:56	53.2			55.3	50.7
18/1/2024	22:01	52.0	52.4	52.4	53.9	49.7
18/1/2024	22:06	53.0			55.4	50.2
18/1/2024	22:11	52.2			54.8	49.8
18/1/2024	22:16	51.5	52.3		53.6	48.8
18/1/2024	22:21	52.2			54.3	49.5
18/1/2024	22:26	53.1			55.6	50.0
18/1/2024	22:31	53.0	52.3	52.6	55.4	50.7
18/1/2024	22:36	51.5			53.7	49.5
18/1/2024	22:41	52.3			54.2	50.1
18/1/2024	22:46	53.4	52.8		55.5	51.4
18/1/2024	22:51	51.5			53.6	49.4
18/1/2024	22:56	53.2			55.3	50.8
		Mean	53.7	53.8		
		Maximum	55.5	55.1		
		Minimum	52.3	52.4		

Date	Start Time	Leq (5mins)	Leq (15mins)	Leq (30mins)	L10 (5mins)	L90 (5mins)
19/1/2024	19:03	54.3	54.6	54.4	58.3	50.2
19/1/2024	19:08	54.5			57.6	51.4
19/1/2024	19:13	55.1			58.0	51.7
19/1/2024	19:18	53.1	54.2		57.4	48.9
19/1/2024	19:23	54.8			58.1	50.8
19/1/2024	19:28	54.5			57.8	50.2
19/1/2024	19:33	55.2	54.8	54.7	58.7	51.8
19/1/2024	19:38	55.6			58.8	51.6
19/1/2024	19:43	53.4			57.1	49.5
19/1/2024	19:48	53.2	54.5		56.6	49.9
19/1/2024	19:53	53.3			56.4	50.0
19/1/2024	19:58	56.2			59.5	52.2
19/1/2024	20:03	55.8	54.7	55.2	59.8	51.8
19/1/2024	20:08	53.4			56.8	50.2
19/1/2024	20:13	54.6			57.3	50.6
19/1/2024	20:18	55.4	55.6		59.0	52.5
19/1/2024	20:23	55.7			59.0	51.7
19/1/2024	20:28	55.8			59.8	52.8
19/1/2024	20:33	55.4	55.2	55.1	58.2	51.7
19/1/2024	20:38	55.1			58.2	51.8
19/1/2024	20:43	55.1			57.7	52.3
19/1/2024	20:48	56.6	55.0		60.0	53.2
19/1/2024	20:53	54.4			57.0	51.2
19/1/2024	20:58	53.3			56.8	50.1
19/1/2024	21:03	52.7	53.5	53.9	55.9	49.7
19/1/2024	21:08	53.1			55.8	50.0
19/1/2024	21:13	54.6			57.8	52.0
19/1/2024	21:18	53.3	54.2		55.8	50.4
19/1/2024	21:23	55.1			58.1	52.1
19/1/2024	21:28	53.9			57.4	50.7
19/1/2024	21:33	54.0	55.2	54.3	56.5	50.9
19/1/2024	21:38	55.7			59.0	53.2
19/1/2024	21:43	55.6			58.3	53.1
19/1/2024	21:48	53.6	53.2		56.1	51.2
19/1/2024	21:53	53.3			55.7	50.5
19/1/2024	21:58	52.7			55.2	50.0
19/1/2024	22:03	52.9	52.9	53.0	55.7	50.0
19/1/2024	22:08	52.4			55.3	49.7
19/1/2024	22:13	53.3			56.4	50.9
19/1/2024	22:18	53.2	53.2		56.0	50.3
19/1/2024	22:23	52.2			55.0	49.1
19/1/2024	22:28	54.0			56.4	51.5
19/1/2024	22:33	52.6	52.6	52.6	54.9	50.2
19/1/2024	22:38	52.0			54.4	48.9
19/1/2024	22:43	53.0			55.4	50.9
19/1/2024	22:48	52.5	52.6		54.5	50.4
19/1/2024	22:53	53.1			55.7	50.8
19/1/2024	22:58	52.3			54.9	50.3
		Mean	54.1	54.1		
		Maximum	55.6	55.2		
		Minimum	52.6	52.6		

Station: LFT_M7

Date	Start Time	Leq (5mins)	Leq (15mins)	Leq (30mins)	L10 (5mins)	L90 (5mins)
20/1/2024	19:03	56.5	55.0	54.6	59.6	52.6
20/1/2024	19:08	53.9			57.0	49.8
20/1/2024	19:13	54.1			57.1	50.8
20/1/2024	19:18	54.2	54.1		57.7	50.1
20/1/2024	19:23	53.7			57.3	50.6
20/1/2024	19:28	54.5			57.5	50.6
20/1/2024	19:33	55.3	54.4	55.1	58.6	51.4
20/1/2024	19:38	53.3			56.4	49.7
20/1/2024	19:43	54.5			58.2	51.1
20/1/2024	19:48	56.6	55.7		59.9	53.8
20/1/2024	19:53	56.4			60.4	52.8
20/1/2024	19:58	53.6			56.6	49.6
20/1/2024	20:03	56.2	55.6	55.3	59.6	52.4
20/1/2024	20:08	56.5			59.9	53.4
20/1/2024	20:13	53.4			57.4	49.5
20/1/2024	20:18	55.5	55.0		59.3	52.4
20/1/2024	20:23	53.3			57.3	49.4
20/1/2024	20:28	55.8			59.4	51.9
20/1/2024	20:33	54.2	54.1	54.5	57.4	51.4
20/1/2024	20:38	53.2			57.1	49.8
20/1/2024	20:43	54.8			58.1	52.1
20/1/2024	20:48	55.8	54.8		59.3	52.7
20/1/2024	20:53	53.9			57.0	50.9
20/1/2024	20:58	54.6			57.5	51.5
20/1/2024	21:03	53.9	54.2	54.0	56.5	50.4
20/1/2024	21:08	53.3			56.2	49.8
20/1/2024	21:13	55.2			57.8	52.2
20/1/2024	21:18	55.5	53.8		58.7	52.5
20/1/2024	21:23	53.2			56.7	49.7
20/1/2024	21:28	52.0			55.5	48.5
20/1/2024	21:33	52.7	53.2	53.3	55.8	49.3
20/1/2024	21:38	52.9			56.2	49.9
20/1/2024	21:43	53.8			56.1	51.3
20/1/2024	21:48	53.9	53.5		56.8	51.5
20/1/2024	21:53	53.6			56.0	50.5
20/1/2024	21:58	53.0			56.1	50.0
20/1/2024	22:03	52.9	52.7	53.1	55.5	50.5
20/1/2024	22:08	53.0			55.7	50.0
20/1/2024	22:13	52.1			54.4	49.4
20/1/2024	22:18	54.2	53.6		57.3	51.3
20/1/2024	22:23	53.4			56.1	50.5
20/1/2024	22:28	53.0			55.3	50.1
20/1/2024	22:33	52.6	52.4	52.3	55.4	50.2
20/1/2024	22:38	51.4			54.4	48.4
20/1/2024	22:43	53.1			55.5	51.0
20/1/2024	22:48	52.6	52.3		55.0	50.7
20/1/2024	22:53	51.6			53.6	49.1
20/1/2024	22:58	52.5			54.7	50.2
		Mean	54.0	54.0		
		Maximum	55.7	55.3		
		Minimum	52.3	52.3		

Date	Start Time	Leq (5mins)	Leq (15mins)	Leq (30mins)	L10 (5mins)	L90 (5mins)
21/1/2024	19:03	54.1	55.3	54.9	58.3	50.5
21/1/2024	19:08	55.4			58.4	52.0
21/1/2024	19:13	56.1			59.5	52.7
21/1/2024	19:18	53.1	54.6		56.4	49.7
21/1/2024	19:23	53.8			57.9	50.6
21/1/2024	19:28	56.2			60.4	53.3
21/1/2024	19:33	54.3	54.5	54.3	57.4	50.2
21/1/2024	19:38	54.8			58.1	50.8
21/1/2024	19:43	54.5			58.2	51.3
21/1/2024	19:48	53.8	54.0		57.3	50.8
21/1/2024	19:53	54.5			57.9	51.3
21/1/2024	19:58	53.6			56.6	50.4
21/1/2024	20:03	54.8	55.1	55.1	57.7	51.2
21/1/2024	20:08	56.5			59.8	52.7
21/1/2024	20:13	53.4			56.1	49.6
21/1/2024	20:18	55.3	55.2		58.5	52.4
21/1/2024	20:23	55.0			58.6	51.2
21/1/2024	20:28	55.2			58.1	51.2
21/1/2024	20:33	53.0	54.4	54.5	57.0	49.0
21/1/2024	20:38	55.3			58.1	51.5
21/1/2024	20:43	54.7			57.7	51.4
21/1/2024	20:48	54.1	54.5		57.1	50.7
21/1/2024	20:53	53.3			56.7	50.0
21/1/2024	20:58	55.8			58.9	52.4
21/1/2024	21:03	53.6	54.2	53.8	56.2	51.0
21/1/2024	21:08	53.3			55.8	50.5
21/1/2024	21:13	55.5			58.5	53.0
21/1/2024	21:18	54.7	53.2		57.5	51.7
21/1/2024	21:23	51.9			55.2	48.8
21/1/2024	21:28	52.6			55.3	49.8
21/1/2024	21:33	53.8	52.8	53.0	56.4	50.5
21/1/2024	21:38	52.4			55.8	48.8
21/1/2024	21:43	52.0			54.3	49.3
21/1/2024	21:48	53.8	53.2		56.2	50.9
21/1/2024	21:53	52.7			55.2	50.2
21/1/2024	21:58	52.9			55.3	50.0
21/1/2024	22:03	52.0	53.3	52.9	54.4	49.3
21/1/2024	22:08	54.1			56.8	51.5
21/1/2024	22:13	53.4			55.9	50.6
21/1/2024	22:18	53.4	52.5		56.5	51.1
21/1/2024	22:23	52.2			55.0	49.8
21/1/2024	22:28	51.9			54.3	48.9
21/1/2024	22:33	53.0	52.5	52.5	55.5	50.6
21/1/2024	22:38	51.8			54.9	48.8
21/1/2024	22:43	52.6			54.8	50.1
21/1/2024	22:48	52.2	52.4		54.4	49.6
21/1/2024	22:53	51.9			54.2	49.3
21/1/2024	22:58	53.1			55.7	51.2
		Mean	53.9	53.9		
		Maximum	55.3	55.1		
		Minimum	52.4	52.5		

Date	Start Time	Leq (5mins)	Leq (15mins)	Leq (30mins)	L10 (5mins)	L90 (5mins)
22/1/2024	19:00	56.3	55.6	55.2	60.0	52.4
22/1/2024	19:05	53.5			57.6	50.0
22/1/2024	19:10	56.3			59.8	52.7
22/1/2024	19:15	53.5	54.9		56.9	50.0
22/1/2024	19:20	56.6			60.1	53.9
22/1/2024	19:25	53.9			57.3	50.0
22/1/2024	19:30	53.7	53.8	54.7	57.0	50.1
22/1/2024	19:35	54.2			57.1	50.5
22/1/2024	19:40	53.6			56.5	50.8
22/1/2024	19:45	54.4	55.3		58.1	50.7
22/1/2024	19:50	55.9			59.8	52.4
22/1/2024	19:55	55.6			58.9	52.7
22/1/2024	20:00	53.6	54.6	54.8	56.3	49.6
22/1/2024	20:05	55.7			58.4	52.2
22/1/2024	20:10	54.1			57.5	50.7
22/1/2024	20:15	54.5	55.0		58.0	51.4
22/1/2024	20:20	55.7			59.0	52.1
22/1/2024	20:25	54.6			57.5	52.0
22/1/2024	20:30	54.7	54.8	54.4	58.1	51.9
22/1/2024	20:35	55.0			57.6	51.5
22/1/2024	20:40	54.8			57.9	51.6
22/1/2024	20:45	53.1	54.0		55.7	50.4
22/1/2024	20:50	53.7			56.5	50.8
22/1/2024	20:55	54.9			58.1	51.4
22/1/2024	21:00	53.7	54.8	54.3	56.2	51.0
22/1/2024	21:05	55.6			59.0	52.0
22/1/2024	21:10	54.9			57.6	51.7
22/1/2024	21:15	55.4	53.7		58.2	53.0
22/1/2024	21:20	52.5			55.3	49.7
22/1/2024	21:25	52.6			55.1	50.3
22/1/2024	21:30	52.2	52.1	52.4	55.0	49.1
22/1/2024	21:35	52.0			55.0	49.7
22/1/2024	21:40	52.1			54.4	49.0
22/1/2024	21:45	53.0	52.6		55.8	50.3
22/1/2024	21:50	52.4			55.2	49.3
22/1/2024	21:55	52.4			55.1	49.5
22/1/2024	22:00	54.2	53.6	52.8	56.8	51.3
22/1/2024	22:05	52.6			55.4	50.2
22/1/2024	22:10	53.9			56.2	51.2
22/1/2024	22:15	52.6	51.8		55.2	50.7
22/1/2024	22:20	51.5			53.5	49.3
22/1/2024	22:25	51.3			53.8	49.2
22/1/2024	22:30	51.3	52.2	52.0	53.8	49.3
22/1/2024	22:35	51.9			54.5	50.0
22/1/2024	22:40	53.1			55.4	50.7
22/1/2024	22:45	51.2	51.9		53.5	48.6
22/1/2024	22:50	52.9			54.9	50.8
22/1/2024	22:55	51.4			54.0	49.5
		Mean	53.8	53.8		
		Maximum	55.6	55.2		
		Minimum	51.8	52.0		

Station: LFT_M7

Date	Start Time	Leq (5mins)	Leq (15mins)	Leq (30mins)	L10 (5mins)	L90 (5mins)
23/1/2024	19:00	54.1	54.4	54.7	57.7	49.9
23/1/2024	19:05	54.0			57.2	51.1
23/1/2024	19:10	54.9			58.5	51.5
23/1/2024	19:15	55.1	55.0		58.9	51.7
23/1/2024	19:20	53.8			57.0	49.8
23/1/2024	19:25	55.9			59.7	52.2
23/1/2024	19:30	56.0	55.1	54.9	58.7	53.2
23/1/2024	19:35	54.0			57.5	51.1
23/1/2024	19:40	55.2			58.0	51.7
23/1/2024	19:45	54.5	54.7		57.8	51.5
23/1/2024	19:50	53.5			57.3	49.9
23/1/2024	19:55	55.9			59.0	53.1
23/1/2024	20:00	55.1	55.2	54.4	58.3	51.8
23/1/2024	20:05	56.5			60.5	53.5
23/1/2024	20:10	53.3			56.0	50.5
23/1/2024	20:15	53.7	53.6		56.9	51.1
23/1/2024	20:20	53.4			56.4	50.5
23/1/2024	20:25	53.6			57.1	50.3
23/1/2024	20:30	54.6	55.0	54.8	57.6	51.0
23/1/2024	20:35	54.9			58.5	52.4
23/1/2024	20:40	55.4			58.5	51.8
23/1/2024	20:45	55.1	54.6		57.7	51.8
23/1/2024	20:50	54.2			57.1	51.6
23/1/2024	20:55	54.3			56.9	51.7
23/1/2024	21:00	53.5	53.7	53.8	56.8	50.1
23/1/2024	21:05	53.0			55.6	49.9
23/1/2024	21:10	54.5			57.0	51.7
23/1/2024	21:15	53.0	53.8		55.9	50.1
23/1/2024	21:20	54.1			57.2	51.6
23/1/2024	21:25	54.2			57.0	51.5
23/1/2024	21:30	52.1	52.6	52.8	54.6	49.4
23/1/2024	21:35	53.3			56.4	50.2
23/1/2024	21:40	52.3			55.4	49.9
23/1/2024	21:45	53.9	53.0		56.4	51.5
23/1/2024	21:50	52.1			54.6	49.7
23/1/2024	21:55	52.9			55.3	50.0
23/1/2024	22:00	52.4	52.6	53.1	54.8	50.0
23/1/2024	22:05	52.3			55.1	49.2
23/1/2024	22:10	53.0			55.9	50.0
23/1/2024	22:15	53.0	53.6		55.2	51.0
23/1/2024	22:20	53.8			55.9	51.7
23/1/2024	22:25	53.9			56.1	51.5
23/1/2024	22:30	51.4	52.1	52.3	53.7	48.9
23/1/2024	22:35	52.3			54.3	50.0
23/1/2024	22:40	52.5			54.7	50.3
23/1/2024	22:45	52.9	52.5		54.8	50.4
23/1/2024	22:50	52.9			55.0	50.9
23/1/2024	22:55	51.4			53.9	48.8
		Mean	53.8	53.9		
		Maximum	55.2	54.9		
		Minimum	52.1	52.3		

Date	Start Time	Leq (5mins)	Leq (15mins)	Leq (30mins)	L10 (Average)	L90 (5mins)
24/1/2024	19:02	53.3	54.3	55.1	58.6	49.6
24/1/2024	19:07	55.6				52.6
24/1/2024	19:12	53.6				50.4
24/1/2024	19:17	55.1	55.7			51.1
24/1/2024	19:22	55.4				51.3
24/1/2024	19:27	56.5				52.3
24/1/2024	19:32	55.4	54.6	55.1	58.5	51.3
24/1/2024	19:37	54.8				50.9
24/1/2024	19:42	53.5				49.2
24/1/2024	19:47	55.5	55.5			51.9
24/1/2024	19:52	54.6				50.7
24/1/2024	19:57	56.2				53.1
24/1/2024	20:02	53.4	55.1	55.5	58.7	50.1
24/1/2024	20:07	56.5				53.0
24/1/2024	20:12	54.7				51.9
24/1/2024	20:17	54.0	55.8			50.7
24/1/2024	20:22	56.4				53.2
24/1/2024	20:27	56.6				52.9
24/1/2024	20:32	54.0	54.1	54.0	57.1	50.3
24/1/2024	20:37	55.1				52.2
24/1/2024	20:42	53.0				49.3
24/1/2024	20:47	53.3	53.9			50.0
24/1/2024	20:52	53.6				50.9
24/1/2024	20:57	54.7				51.1
24/1/2024	21:02	55.4	54.4	54.2	57.3	51.9
24/1/2024	21:07	53.5				50.7
24/1/2024	21:12	54.1				50.9
24/1/2024	21:17	55.3	53.9			51.7
24/1/2024	21:22	52.9				49.3
24/1/2024	21:27	53.1				50.0
24/1/2024	21:32	54.4	53.7	53.4	56.2	51.5
24/1/2024	21:37	52.2				49.2
24/1/2024	21:42	54.1				51.3
24/1/2024	21:47	52.0	53.1			48.9
24/1/2024	21:52	53.5				51.0
24/1/2024	21:57	53.5				50.6
24/1/2024	22:02	53.3	53.1	53.0	55.5	50.5
24/1/2024	22:07	52.4				49.9
24/1/2024	22:12	53.6				50.5
24/1/2024	22:17	51.9	52.8			48.8
24/1/2024	22:22	53.4				50.4
24/1/2024	22:27	53.0				50.4
24/1/2024	22:32	53.2	52.5	52.2	54.5	50.5
24/1/2024	22:37	51.2				48.7
24/1/2024	22:42	52.8				50.5
24/1/2024	22:47	51.3	51.8			49.0
24/1/2024	22:52	52.4				50.1
24/1/2024	22:57	51.6				49.2
		Mean	54.0	54.0	57.1	
		Maximum	55.8	55.5	58.7	
		Minimum	51.8	52.2	54.5	

Summary of Noise Monitoring Results during 19:00 - 23:00 at LFT_M7		
	Leq (15mins)	Leq (30mins)
Mean	54.0	54.0
Maximum	56.2	55.8
Minimum	51.8	52.0

Appendix 3-27 Baseline Noise Monitoring Data – 23:00 - 07:00 on the next day at LFT_M7

Station: LFT_M7

Date	Start Time	Leq (5mins)	Leq (15mins)	Leq (30mins)	L10 (5mins)	L90 (5mins)
11/1/2024	23:04	52.5	52.6	52.1	54.5	50.4
11/1/2024	23:09	53.1			55.1	50.6
11/1/2024	23:14	52.2			54.4	49.6
11/1/2024	23:19	51.6	51.4		54.1	49.0
11/1/2024	23:24	51.2			53.4	49.0
11/1/2024	23:29	51.4			53.4	49.5
11/1/2024	23:34	52.8	51.7	51.4	55.2	50.2
11/1/2024	23:39	51.7			53.8	49.7
11/1/2024	23:44	50.2			51.7	48.0
11/1/2024	23:49	51.3	51.0		53.5	49.4
11/1/2024	23:54	50.5			51.9	48.6
11/1/2024	23:59	51.3			52.7	49.9
		Mean	51.7	51.7		
		Maximum	52.6	52.1		
		Minimum	51.0	51.4		

Date	Start Time	Leq (5mins)	Leq (15mins)	Leq (30mins)	L10 (5mins)	L90 (5mins)
12/1/2024	0:04	51.1	51.2	50.9	53.3	49.2
12/1/2024	0:09	51.7			53.8	53.4
12/1/2024	0:14	50.8			53.0	52.9
12/1/2024	0:19	50.1	50.6		52.1	53.1
12/1/2024	0:24	50.8			52.4	51.9
12/1/2024	0:29	50.8			52.2	50.5
12/1/2024	0:34	50.8	50.8	50.5	52.9	51.7
12/1/2024	0:39	51.6			53.0	52.8
12/1/2024	0:44	50.0			51.8	50.7
12/1/2024	0:49	49.8	50.1		51.0	51.5
12/1/2024	0:54	50.1			51.4	51.3
12/1/2024	0:59	50.5			52.2	50.0
12/1/2024	1:04	49.9	50.5	50.3	51.1	51.8
12/1/2024	1:09	50.9			52.2	52.5
12/1/2024	1:14	50.7			52.0	53.1
12/1/2024	1:19	50.0	50.1		51.8	52.8
12/1/2024	1:24	49.9			51.5	51.3
12/1/2024	1:29	50.5			52.3	53.0
12/1/2024	1:34	50.8	50.1	49.7	52.0	52.8
12/1/2024	1:39	50.1			51.4	49.9
12/1/2024	1:44	49.1			50.5	51.9
12/1/2024	1:49	49.5	49.3		50.7	53.1
12/1/2024	1:54	48.9			50.0	52.7
12/1/2024	1:59	49.6			50.7	51.7
12/1/2024	2:04	50.1	49.8	49.7	51.4	50.6
12/1/2024	2:09	49.6			50.6	53.7
12/1/2024	2:14	49.8			50.8	50.9
12/1/2024	2:19	49.4	49.6		50.8	50.7
12/1/2024	2:24	49.9			51.2	53.3
12/1/2024	2:29	49.4			50.5	50.6
12/1/2024	2:34	48.6	48.3	48.7	49.8	53.3
12/1/2024	2:39	48.5			49.7	53.4
12/1/2024	2:44	47.8			48.9	50.4
12/1/2024	2:49	49.1	49.0		50.2	52.0
12/1/2024	2:54	49.7			50.8	52.1
12/1/2024	2:59	48.2			49.2	51.8
12/1/2024	3:04	48.1	48.4	48.8	49.2	49.6
12/1/2024	3:09	49.1			50.1	52.6
12/1/2024	3:14	47.8			48.7	53.6
12/1/2024	3:19	49.0	49.2		50.1	50.3
12/1/2024	3:24	49.2			50.2	52.7
12/1/2024	3:29	49.4			50.5	52.0
12/1/2024	3:34	48.8	49.0	48.4	49.9	51.6
12/1/2024	3:39	49.6			50.7	51.9
12/1/2024	3:44	48.6			49.5	51.9
12/1/2024	3:49	47.5	47.6		48.5	52.1
12/1/2024	3:54	47.2			48.1	51.1
12/1/2024	3:59	48.1			49.1	50.5
12/1/2024	4:04	47.2	47.4	47.7	48.2	52.2
12/1/2024	4:09	47.6			48.6	51.5
12/1/2024	4:14	47.3			48.3	50.4
12/1/2024	4:19	48.5	48.1		49.6	51.3
12/1/2024	4:24	48.3			49.2	54.6
12/1/2024	4:29	47.3			48.4	51.1
12/1/2024	4:34	47.6	47.2	47.1	48.7	52.7
12/1/2024	4:39	47.3			48.2	52.6
12/1/2024	4:44	46.6			48.0	53.3
12/1/2024	4:49	46.9	46.9		48.0	53.2
12/1/2024	4:54	46.9			48.2	54.0
12/1/2024	4:59	47.0			48.1	54.0
12/1/2024	5:04	47.2	47.0	47.0	48.2	53.6
12/1/2024	5:09	46.5			47.5	53.4
12/1/2024	5:14	47.3			48.3	53.4
12/1/2024	5:19	47.3	47.0		48.3	54.2
12/1/2024	5:24	46.7			48.0	55.5
12/1/2024	5:29	47.0			48.1	52.5
12/1/2024	5:34	46.8	46.5	46.0	48.2	54.6
12/1/2024	5:39	46.8			47.9	55.2
12/1/2024	5:44	45.7			47.0	53.9
12/1/2024	5:49	45.4	45.5		46.7	58.1
12/1/2024	5:54	45.4			46.8	53.1
12/1/2024	5:59	45.8			47.2	56.1
12/1/2024	6:04	45.5	45.7	45.7	47.0	55.0
12/1/2024	6:09	45.5			46.8	57.9
12/1/2024	6:14	46.0			47.3	58.1
12/1/2024	6:19	45.6	45.6		47.2	55.7
12/1/2024	6:24	45.6			47.3	57.7
12/1/2024	6:29	45.7			47.1	56.7
12/1/2024	6:34	45.9	46.4	47.4	47.5	55.7
12/1/2024	6:39	45.7			47.1	56.6
12/1/2024	6:44	47.5			49.5	57.1
12/1/2024	6:49	47.6	48.2		49.2	57.8
12/1/2024	6:54	48.5			50.3	55.4
12/1/2024	6:59	48.3			49.9	55.9
12/1/2024	23:04	52.9	52.9	52.7	55.0	50.8
12/1/2024	23:09	52.7			54.8	50.3
12/1/2024	23:14	53.2			55.8	51.3
12/1/2024	23:19	52.3	52.4		54.9	49.8
12/1/2024	23:24	51.3			53.3	48.8
12/1/2024	23:29	53.3			55.3	50.8
12/1/2024	23:34	52.1	51.5	51.2	54.0	50.2
12/1/2024	23:39	51.7			54.2	49.4
12/1/2024	23:44	50.5			52.3	48.9
12/1/2024	23:49	50.2	50.8		51.8	48.4
12/1/2024	23:54	51.3			52.7	49.8
12/1/2024	23:59	50.9			52.4	49.4
		Mean	48.8	48.9		
		Maximum	52.9	52.7		
		Minimum	45.5	45.7		

Station: LFT_M7

Date	Start Time	Leq (5mins)	Leq (15mins)	Leq (30mins)	L10 (5mins)	L90 (5mins)
13/1/2024	0:04	51.0	50.7	50.6	52.9	49.6
13/1/2024	0:09	50.5			52.1	48.9
13/1/2024	0:14	50.6			52.5	49.1
13/1/2024	0:19	51.1	50.6		53.2	49.4
13/1/2024	0:24	50.5			52.1	49.1
13/1/2024	0:29	50.1			51.9	48.0
13/1/2024	0:34	50.2	50.2	50.2	52.2	48.3
13/1/2024	0:39	50.1			51.7	48.3
13/1/2024	0:44	50.4			52.2	48.9
13/1/2024	0:49	49.7	50.2		51.3	48.1
13/1/2024	0:54	50.1			51.7	48.9
13/1/2024	0:59	50.7			52.3	49.5
13/1/2024	1:04	50.3	50.1	50.1	51.7	48.7
13/1/2024	1:09	50.3			51.9	49.1
13/1/2024	1:14	49.8			51.1	48.5
13/1/2024	1:19	50.6	50.1		52.3	49.1
13/1/2024	1:24	50.0			51.4	48.8
13/1/2024	1:29	49.7			51.4	48.1
13/1/2024	1:34	50.9	50.4	50.0	52.5	49.1
13/1/2024	1:39	50.3			52.0	49.0
13/1/2024	1:44	49.8			50.9	48.4
13/1/2024	1:49	49.1	49.5		50.3	47.8
13/1/2024	1:54	49.8			51.1	48.7
13/1/2024	1:59	49.7			51.0	48.4
13/1/2024	2:04	49.4	49.1	49.3	50.7	48.0
13/1/2024	2:09	49.3			50.3	47.9
13/1/2024	2:14	48.4			49.4	47.0
13/1/2024	2:19	48.8	49.5		50.1	47.5
13/1/2024	2:24	49.4			50.4	48.2
13/1/2024	2:29	50.1			51.2	49.1
13/1/2024	2:34	49.1	48.9	48.8	50.5	47.8
13/1/2024	2:39	48.9			50.1	47.5
13/1/2024	2:44	48.6			49.7	47.6
13/1/2024	2:49	48.2	48.7		49.2	47.1
13/1/2024	2:54	49.5			50.4	48.4
13/1/2024	2:59	48.3			49.2	47.3
13/1/2024	3:04	49.5	48.9	49.0	50.4	48.6
13/1/2024	3:09	48.3			49.4	47.4
13/1/2024	3:14	48.8			49.7	47.8
13/1/2024	3:19	48.5	49.1		49.5	47.5
13/1/2024	3:24	49.6			50.6	48.5
13/1/2024	3:29	49.0			50.1	48.1
13/1/2024	3:34	49.5	48.3	48.2	50.6	48.6
13/1/2024	3:39	47.8			48.8	46.7
13/1/2024	3:44	47.3			48.4	46.4
13/1/2024	3:49	48.1	48.1		49.2	47.2
13/1/2024	3:54	48.3			49.2	47.4
13/1/2024	3:59	47.8			48.8	46.7
13/1/2024	4:04	48.4	48.0	48.2	49.5	47.5
13/1/2024	4:09	47.3			48.2	46.3
13/1/2024	4:14	48.3			49.4	47.2
13/1/2024	4:19	48.4	48.3		49.5	47.5
13/1/2024	4:24	48.6			49.7	47.6
13/1/2024	4:29	47.8			48.9	46.9
13/1/2024	4:34	47.9	47.6	47.4	48.8	47.0
13/1/2024	4:39	47.5			48.4	46.6
13/1/2024	4:44	47.3			48.6	45.9
13/1/2024	4:49	47.2	47.2		48.4	46.1
13/1/2024	4:54	47.2			48.5	46.1
13/1/2024	4:59	47.2			48.4	46.1
13/1/2024	5:04	47.0	47.2	47.0	48.4	45.7
13/1/2024	5:09	47.3			48.4	46.0
13/1/2024	5:14	47.2			48.5	45.8
13/1/2024	5:19	46.7	46.8		47.7	45.6
13/1/2024	5:24	46.4			47.4	45.1
13/1/2024	5:29	47.3			48.6	46.2
13/1/2024	5:34	46.7	46.4	46.1	47.7	45.6
13/1/2024	5:39	46.4			47.5	45.3
13/1/2024	5:44	46.1			47.5	44.4
13/1/2024	5:49	45.9	45.8		47.2	44.6
13/1/2024	5:54	46.1			47.5	44.7
13/1/2024	5:59	45.5			46.9	44.0
13/1/2024	6:04	45.5	45.7	45.8	47.0	44.0
13/1/2024	6:09	46.1			47.8	44.4
13/1/2024	6:14	45.6			47.1	43.9
13/1/2024	6:19	46.0	45.9		47.7	44.6
13/1/2024	6:24	46.1			47.5	44.7
13/1/2024	6:29	45.6			46.9	43.9
13/1/2024	6:34	45.5	46.3	46.9	47.2	44.1
13/1/2024	6:39	45.6			46.9	44.3
13/1/2024	6:44	47.6			49.5	45.8
13/1/2024	6:49	47.1	47.4		48.9	45.5
13/1/2024	6:54	47.8			49.6	46.2
13/1/2024	6:59	47.4			49.2	45.8
13/1/2024	23:02	51.5	52.1	52.4	54.6	51.2
13/1/2024	23:07	53.2			56.5	52.0
13/1/2024	23:12	51.5			55.1	50.0
13/1/2024	23:17	52.8	52.7		56.6	51.3
13/1/2024	23:22	52.7			56.7	49.6
13/1/2024	23:27	52.6			56.7	50.9
13/1/2024	23:32	51.5	51.4	51.3	55.5	50.5
13/1/2024	23:37	51.4			54.7	50.7
13/1/2024	23:42	51.2			54.3	49.4
13/1/2024	23:47	51.6	51.3		54.7	49.4
13/1/2024	23:52	51.5			55.0	49.2
13/1/2024	23:57	50.6			54.2	50.0
		Mean	48.8	48.8		
		Maximum	52.7	52.4		
		Minimum	45.7	45.8		

Date	Start Time	Leq (5mins)	Leq (15mins)	Leq (30mins)	L10 (5mins)	L90 (5mins)
14/1/2024	0:02	50.3	50.6	50.7	53.3	50.0
14/1/2024	0:07	50.9			54.5	48.9
14/1/2024	0:12	50.7			54.2	48.9
14/1/2024	0:17	50.7	50.8		54.0	49.4
14/1/2024	0:22	50.1			53.4	49.5
14/1/2024	0:27	51.6			55.0	48.9
14/1/2024	0:32	51.6	50.4	50.5	54.9	48.4
14/1/2024	0:37	49.7			52.9	47.3
14/1/2024	0:42	49.7			52.7	48.8
14/1/2024	0:47	50.5	50.5		53.0	48.0
14/1/2024	0:52	50.5			53.0	48.2
14/1/2024	0:57	50.5			53.6	49.1
14/1/2024	1:02	49.8	50.2	50.3	52.8	49.1
14/1/2024	1:07	50.9			53.2	49.1
14/1/2024	1:12	49.9			52.9	48.4
14/1/2024	1:17	50.0	50.4		52.7	49.6
14/1/2024	1:22	50.9			53.7	48.8
14/1/2024	1:27	50.2			52.8	48.8
14/1/2024	1:32	50.1	49.8	49.6	53.1	49.7
14/1/2024	1:37	49.5			51.9	48.8
14/1/2024	1:42	49.9			52.1	48.9
14/1/2024	1:47	49.6	49.4		52.0	48.4
14/1/2024	1:52	48.6			51.3	46.7
14/1/2024	1:57	49.9			52.4	48.7
14/1/2024	2:02	48.8	49.6	49.3	51.2	47.6
14/1/2024	2:07	50.1			52.5	49.0
14/1/2024	2:12	49.7			52.2	47.9
14/1/2024	2:17	48.6	49.1		50.9	46.1
14/1/2024	2:22	49.3			51.5	48.8
14/1/2024	2:27	49.4			51.8	47.6
14/1/2024	2:32	49.3	48.9	49.2	52.1	48.3
14/1/2024	2:37	49.0			51.0	48.3
14/1/2024	2:42	48.2			50.7	47.2
14/1/2024	2:47	49.6	49.5		51.8	47.9
14/1/2024	2:52	49.3			51.8	47.2
14/1/2024	2:57	49.7			52.0	48.5
14/1/2024	3:02	48.5	49.0	49.1	50.9	48.2
14/1/2024	3:07	49.7			51.8	48.6
14/1/2024	3:12	48.7			51.1	47.4
14/1/2024	3:17	49.0	49.1		51.7	48.8
14/1/2024	3:22	49.6			51.6	47.6
14/1/2024	3:27	48.8			51.0	48.0
14/1/2024	3:32	49.6	48.8	48.4	51.6	48.6
14/1/2024	3:37	48.0			50.3	47.9
14/1/2024	3:42	48.6			50.6	48.5
14/1/2024	3:47	48.2	48.1		50.7	46.9
14/1/2024	3:52	47.6			49.9	45.6
14/1/2024	3:57	48.4			50.9	46.9
14/1/2024	4:02	48.3	48.0	47.9	51.0	46.3
14/1/2024	4:07	47.7			50.1	47.3
14/1/2024	4:12	48.0			50.2	46.9
14/1/2024	4:17	47.4	47.8		49.2	46.6
14/1/2024	4:22	48.2			50.1	46.7
14/1/2024	4:27	47.7			50.2	46.1
14/1/2024	4:32	48.0	47.4	47.3	50.4	47.1
14/1/2024	4:37	47.0			49.6	46.7
14/1/2024	4:42	47.2			49.7	46.7
14/1/2024	4:47	47.3	47.2		50.3	45.7
14/1/2024	4:52	46.9			49.6	46.2
14/1/2024	4:57	47.3			50.0	45.8
14/1/2024	5:02	47.3	47.0	46.9	49.6	45.3
14/1/2024	5:07	46.7			48.7	45.9
14/1/2024	5:12	46.9			48.8	45.6
14/1/2024	5:17	46.6	46.8		49.4	45.3
14/1/2024	5:22	46.7			49.0	45.6
14/1/2024	5:27	47.1			49.2	45.0
14/1/2024	5:32	46.6	46.0	45.8	48.9	45.4
14/1/2024	5:37	45.7			48.7	44.7
14/1/2024	5:42	45.6			48.4	45.2
14/1/2024	5:47	46.0	45.7		48.7	44.2
14/1/2024	5:52	45.5			47.9	44.0
14/1/2024	5:57	45.5			48.0	44.2
14/1/2024	6:02	45.8	45.8	45.8	48.3	43.7
14/1/2024	6:07	46.1			48.7	43.8
14/1/2024	6:12	45.4			48.6	44.1
14/1/2024	6:17	46.0	45.7		49.2	44.3
14/1/2024	6:22	45.4			48.6	43.7
14/1/2024	6:27	45.8			48.1	44.3
14/1/2024	6:32	45.5	47.5	47.5	48.3	43.7
14/1/2024	6:37	48.7			51.5	44.0
14/1/2024	6:42	47.8			51.1	43.5
14/1/2024	6:47	47.0	47.4		49.8	46.8
14/1/2024	6:52	47.7			51.1	45.9
14/1/2024	6:57	47.6			50.8	45.1
14/1/2024	23:02	51.2	51.9	51.9	55.4	50.5
14/1/2024	23:07	52.7			56.5	51.5
14/1/2024	23:12	51.8			55.3	49.0
14/1/2024	23:17	51.2	51.8		55.2	50.7
14/1/2024	23:22	52.6			56.2	50.0
14/1/2024	23:27	51.4			55.1	49.5
14/1/2024	23:32	51.7	51.1	51.0	55.5	50.7
14/1/2024	23:37	50.4			53.5	49.7
14/1/2024	23:42	51.1			53.9	50.2
14/1/2024	23:47	50.3	50.8		53.6	48.4
14/1/2024	23:52	50.5			54.1	49.1
14/1/2024	23:57	51.5			55.0	48.7
		Mean	48.8	48.8		
		Maximum	51.9	51.9		
		Minimum	45.7	45.8		

Station: LFT_M7

Date	Start Time	Leq (5mins)	Leq (15mins)	Leq (30mins)	L10 (5mins)	L90 (5mins)
15/1/2024	0:02	50.1			53.7	48.8
15/1/2024	0:07	50.6	50.7		53.8	50.3
15/1/2024	0:12	51.4		50.8	54.3	48.3
15/1/2024	0:17	50.6			53.7	49.0
15/1/2024	0:22	51.5	50.8		54.5	49.9
15/1/2024	0:27	50.1			53.1	48.8
15/1/2024	0:32	50.7			54.2	50.0
15/1/2024	0:37	49.9	50.3		53.2	48.8
15/1/2024	0:42	50.2		50.3	52.5	49.3
15/1/2024	0:47	50.2			53.4	48.6
15/1/2024	0:52	50.3	50.4		52.9	48.6
15/1/2024	0:57	50.7			53.8	49.2
15/1/2024	1:02	50.9			53.9	49.0
15/1/2024	1:07	49.9	50.2		52.3	49.3
15/1/2024	1:12	49.8		50.4	52.5	49.5
15/1/2024	1:17	50.1			52.5	48.8
15/1/2024	1:22	50.7	50.5		53.4	48.6
15/1/2024	1:27	50.7			52.8	48.7
15/1/2024	1:32	49.9			52.9	49.5
15/1/2024	1:37	48.8	49.3		50.8	46.7
15/1/2024	1:42	49.2		49.3	51.4	48.8
15/1/2024	1:47	49.9			51.9	47.5
15/1/2024	1:52	49.2	49.4		51.7	48.0
15/1/2024	1:57	48.9			51.2	46.0
15/1/2024	2:02	49.9			52.6	48.3
15/1/2024	2:07	48.6	49.0		51.0	47.8
15/1/2024	2:12	48.5		49.3	51.0	47.9
15/1/2024	2:17	49.9			52.6	47.7
15/1/2024	2:22	49.7	49.6		51.7	47.4
15/1/2024	2:27	49.2			51.9	48.9
15/1/2024	2:32	49.8			52.1	48.8
15/1/2024	2:37	48.1	49.1		50.2	47.3
15/1/2024	2:42	49.3		48.8	51.6	48.8
15/1/2024	2:47	47.9			50.3	47.1
15/1/2024	2:52	49.1	48.4		51.0	48.4
15/1/2024	2:57	48.1			50.2	46.9
15/1/2024	3:02	49.1			51.2	48.2
15/1/2024	3:07	48.0	48.7		50.2	47.1
15/1/2024	3:12	48.9		48.4	51.3	48.2
15/1/2024	3:17	47.8			49.8	47.1
15/1/2024	3:22	48.2	48.1		50.1	48.0
15/1/2024	3:27	48.4			50.7	46.7
15/1/2024	3:32	48.4			50.8	47.2
15/1/2024	3:37	48.5	48.5		50.5	47.4
15/1/2024	3:42	48.5		48.0	50.8	47.3
15/1/2024	3:47	47.2			49.3	44.4
15/1/2024	3:52	48.0	47.5		49.8	47.4
15/1/2024	3:57	47.4			49.6	45.8
15/1/2024	4:02	47.8			50.0	46.6
15/1/2024	4:07	48.0	48.1		49.8	46.2
15/1/2024	4:12	48.6		48.3	51.1	46.7
15/1/2024	4:17	48.4			50.3	46.8
15/1/2024	4:22	48.4	48.4		50.4	47.6
15/1/2024	4:27	48.3			50.8	47.0
15/1/2024	4:32	48.6			51.0	47.0
15/1/2024	4:37	46.6	47.4		49.0	45.2
15/1/2024	4:42	46.6		47.1	49.4	44.4
15/1/2024	4:47	47.3			49.4	45.4
15/1/2024	4:52	46.8	46.8		49.3	45.6
15/1/2024	4:57	46.4			48.8	45.7
15/1/2024	5:02	46.7			49.3	45.4
15/1/2024	5:07	46.5	46.8		49.2	44.7
15/1/2024	5:12	47.2		46.7	49.2	45.4
15/1/2024	5:17	46.8			49.5	45.1
15/1/2024	5:22	46.8	46.7		49.5	45.6
15/1/2024	5:27	46.4			49.2	45.3
15/1/2024	5:32	46.7			49.3	45.4
15/1/2024	5:37	45.8	46.2		48.6	44.7
15/1/2024	5:42	46.0		45.9	48.5	45.0
15/1/2024	5:47	45.5			48.6	44.4
15/1/2024	5:52	45.6	45.5		48.7	44.3
15/1/2024	5:57	45.5			48.7	43.5
15/1/2024	6:02	45.8			48.9	43.9
15/1/2024	6:07	46.0	45.8		48.5	43.9
15/1/2024	6:12	45.6		45.8	48.1	44.2
15/1/2024	6:17	45.6			48.0	44.1
15/1/2024	6:22	45.9	45.8		48.6	44.0
15/1/2024	6:27	45.9			48.7	43.9
15/1/2024	6:32	45.4			48.1	44.3
15/1/2024	6:37	47.9	47.3		50.7	44.1
15/1/2024	6:42	48.0		47.4	51.1	43.4
15/1/2024	6:47	47.5			51.1	46.1
15/1/2024	6:52	47.1	47.5		49.7	46.0
15/1/2024	6:57	47.9			51.1	45.2
15/1/2024	23:01	52.3			54.4	50.0
15/1/2024	23:06	53.1	52.1		55.1	50.7
15/1/2024	23:11	50.6		51.6	52.5	48.7
15/1/2024	23:16	50.6			52.2	48.9
15/1/2024	23:21	51.5	51.1		53.6	50.1
15/1/2024	23:26	51.1			53.2	48.9
15/1/2024	23:31	50.7			52.1	48.7
15/1/2024	23:36	50.4	50.5		52.4	49.0
15/1/2024	23:41	50.5		50.9	52.2	48.9
15/1/2024	23:46	51.1			53.2	49.6
15/1/2024	23:51	51.5	51.2		53.6	49.6
15/1/2024	23:56	51.0			52.7	49.0
		Mean	48.7	48.7		
		Maximum	52.1	51.6		
		Minimum	45.5	45.8		

Date	Start Time	Leq (5mins)	Leq (15mins)	Leq (30mins)	L10 (5mins)	L90 (5mins)
16/1/2024	0:01	50.4			52.5	49.0
16/1/2024	0:06	51.3	50.7		53.0	49.2
16/1/2024	0:11	50.3		50.6	52.3	48.1
16/1/2024	0:16	50.9			52.3	49.7
16/1/2024	0:21	50.3	50.5		51.7	49.0
16/1/2024	0:26	50.4			52.0	48.7
16/1/2024	0:31	49.8			51.2	48.1
16/1/2024	0:36	50.3	50.1		51.5	48.6
16/1/2024	0:41	50.1		50.0	51.4	48.8
16/1/2024	0:46	50.0			51.5	48.2
16/1/2024	0:51	50.2	50.0		51.6	48.4
16/1/2024	0:56	49.8			51.0	48.1
16/1/2024	1:01	50.8			52.4	49.6
16/1/2024	1:06	50.0	50.0		51.6	48.5
16/1/2024	1:11	49.2		49.7	50.9	47.4
16/1/2024	1:16	49.7			51.1	48.4
16/1/2024	1:21	49.2	49.2		50.2	47.9
16/1/2024	1:26	48.8			50.2	47.4
16/1/2024	1:31	48.5			49.8	47.5
16/1/2024	1:36	50.1	49.5		51.1	49.0
16/1/2024	1:41	49.8		49.5	50.9	48.8
16/1/2024	1:46	49.2			50.3	47.9
16/1/2024	1:51	49.6	49.5		50.9	48.2
16/1/2024	1:56	49.8			51.0	48.5
16/1/2024	2:01	49.7			50.8	48.6
16/1/2024	2:06	48.9	49.3		50.2	47.7
16/1/2024	2:11	49.3		48.9	50.3	48.1
16/1/2024	2:16	49.0			49.9	47.9
16/1/2024	2:21	48.2	48.5		49.1	47.2
16/1/2024	2:26	48.1			49.1	47.0
16/1/2024	2:31	48.9			49.9	48.0
16/1/2024	2:36	49.0	49.0		50.1	47.9
16/1/2024	2:41	49.0		48.9	49.9	48.1
16/1/2024	2:46	49.0			50.0	47.9
16/1/2024	2:51	49.1	48.8		50.1	48.2
16/1/2024	2:56	48.1			49.2	47.2
16/1/2024	3:01	48.3			49.2	47.3
16/1/2024	3:06	48.4	48.5		49.4	47.4
16/1/2024	3:11	48.7		48.2	49.8	47.6
16/1/2024	3:16	47.7			48.8	46.6
16/1/2024	3:21	48.2	48.0		49.1	47.2
16/1/2024	3:26	48.0			49.0	47.0
16/1/2024	3:31	47.4			48.4	46.5
16/1/2024	3:36	47.6	47.5		48.6	46.7
16/1/2024	3:41	47.6		47.8	48.7	46.5
16/1/2024	3:46	48.1			49.2	47.2
16/1/2024	3:51	47.4	48.1		48.5	46.5
16/1/2024	3:56	48.6			49.5	47.7
16/1/2024	4:01	47.2			48.3	46.1
16/1/2024	4:06	48.0	47.4		49.1	46.9
16/1/2024	4:11	47.0		47.0	48.0	46.1
16/1/2024	4:16	46.6			47.8	45.4
16/1/2024	4:21	46.5	46.6		47.7	45.2
16/1/2024	4:26	46.8			48.0	45.4
16/1/2024	4:31	46.6			47.8	45.2
16/1/2024	4:36	46.5	46.5		47.6	45.1
16/1/2024	4:41	46.4		46.7	47.4	45.0
16/1/2024	4:46	46.5			47.5	45.1
16/1/2024	4:51	47.2	46.8		48.2	45.9
16/1/2024	4:56	46.8			47.9	45.8
16/1/2024	5:01	46.7			47.9	45.3
16/1/2024	5:06	46.4	46.4		47.7	45.1
16/1/2024	5:11	46.0		46.1	47.2	44.8
16/1/2024	5:16	45.7			47.0	44.1
16/1/2024	5:21	46.0	45.8		47.6	44.4
16/1/2024	5:26	45.7			47.1	44.3
16/1/2024	5:31	45.5			47.1	44.2
16/1/2024	5:36	45.8	45.8		47.3	44.4
16/1/2024	5:41	46.0		45.8	47.7	44.5
16/1/2024	5:46	46.0			47.3	44.7
16/1/2024	5:51	45.7	45.8		47.0	44.1
16/1/2024	5:56	45.8			47.5	44.2
16/1/2024	6:01	45.6			47.3	44.2
16/1/2024	6:06	45.9	46.3		47.2	44.3
16/1/2024	6:11	47.3		47.1	48.7	45.7
16/1/2024	6:16	48.6			50.3	46.9
16/1/2024	6:21	47.1	47.8		48.8	45.1
16/1/2024	6:26	47.5			49.1	45.9
16/1/2024	6:31	48.5			50.5	46.6
16/1/2024	6:36	47.7	47.9		49.7	46.0
16/1/2024	6:41	47.3		47.9	49.0	45.5
16/1/2024	6:46	46.9			48.8	45.0
16/1/2024	6:51	48.6	48.0		50.2	46.9
16/1/2024	6:56	48.3			49.9	46.3
16/1/2024	23:01	53.1			55.7	51.2
16/1/2024	23:06	51.4	51.8		53.3	49.1
16/1/2024	23:11	50.5		51.3	52.9	48.5
16/1/2024	23:16	50.8			53.0	49.3
16/1/2024	23:21	50.7	50.7		52.3	48.7
16/1/2024	23:26	50.6			52.4	48.7
16/1/2024	23:31	51.6			53.0	50.2
16/1/2024	23:36	50.3	50.8		52.0	48.5
16/1/2024	23:41	50.3		51.0	51.8	48.7
16/1/2024	23:46	51.0			53.1	49.6
16/1/2024	23:51	51.7	51.2		53.7	49.6
16/1/2024	23:56	50.8			52.7	48.7
		Mean	48.5	48.5		
		Maximum	51.8	51.3		
		Minimum	45.8	45.8		

Station: LFT_M7

Date	Start Time	Leq (5mins)	Leq (15mins)	Leq (30mins)	L10 (5mins)	L90 (5mins)
17/1/2024	0:01	51.7	50.9	50.5	53.7	49.5
17/1/2024	0:06	50.7			52.5	48.5
17/1/2024	0:11	50.0			52.1	48.4
17/1/2024	0:16	50.0	50.1		51.8	48.2
17/1/2024	0:21	50.3			51.5	48.8
17/1/2024	0:26	50.1			51.9	48.6
17/1/2024	0:31	50.3	50.0	50.4	51.6	48.7
17/1/2024	0:36	49.7			51.2	48.3
17/1/2024	0:41	50.1			51.4	48.4
17/1/2024	0:46	50.8	50.7		52.1	49.1
17/1/2024	0:51	50.5			51.9	49.3
17/1/2024	0:56	50.7			52.4	49.0
17/1/2024	1:01	49.7	50.3	49.9	51.3	48.4
17/1/2024	1:06	50.8			52.4	49.1
17/1/2024	1:11	50.2			51.7	48.6
17/1/2024	1:16	48.5	49.5		49.7	47.1
17/1/2024	1:21	49.7			50.9	48.3
17/1/2024	1:26	50.1			51.5	48.8
17/1/2024	1:31	49.5	49.5	49.7	50.6	48.4
17/1/2024	1:36	48.7			49.8	47.6
17/1/2024	1:41	50.1			51.2	49.0
17/1/2024	1:46	49.8	49.9		50.9	48.7
17/1/2024	1:51	50.1			51.1	48.8
17/1/2024	1:56	49.7			50.9	48.4
17/1/2024	2:01	49.6	49.0	48.9	50.8	48.2
17/1/2024	2:06	49.5			50.7	48.1
17/1/2024	2:11	47.8			49.1	46.4
17/1/2024	2:16	49.5	48.8		50.5	48.5
17/1/2024	2:21	48.6			49.7	47.5
17/1/2024	2:26	48.1			49.0	47.2
17/1/2024	2:31	49.1	48.5	48.5	50.0	48.2
17/1/2024	2:36	47.9			48.8	46.9
17/1/2024	2:41	48.3			49.3	47.3
17/1/2024	2:46	48.9	48.6		49.8	48.0
17/1/2024	2:51	48.1			49.0	47.0
17/1/2024	2:56	48.7			49.6	47.6
17/1/2024	3:01	48.2	48.4	48.1	49.3	47.2
17/1/2024	3:06	48.3			49.4	47.4
17/1/2024	3:11	48.6			49.5	47.6
17/1/2024	3:16	48.2	47.7		49.3	47.1
17/1/2024	3:21	47.6			48.5	46.6
17/1/2024	3:26	47.4			48.5	46.3
17/1/2024	3:31	47.4	47.8	47.9	48.5	46.5
17/1/2024	3:36	47.2			48.2	46.3
17/1/2024	3:41	48.7			49.7	47.7
17/1/2024	3:46	48.3	48.0		49.3	47.3
17/1/2024	3:51	47.5			48.4	46.6
17/1/2024	3:56	48.2			49.1	47.1
17/1/2024	4:01	47.5	47.4	47.2	48.4	46.6
17/1/2024	4:06	47.8			48.7	46.7
17/1/2024	4:11	46.7			47.7	45.8
17/1/2024	4:16	47.2	47.0		48.3	46.1
17/1/2024	4:21	47.2			48.6	46.0
17/1/2024	4:26	46.5			47.7	45.4
17/1/2024	4:31	47.2	46.9	46.8	48.3	45.8
17/1/2024	4:36	46.6			48.0	45.5
17/1/2024	4:41	46.9			48.3	45.6
17/1/2024	4:46	46.6	46.8		47.8	45.2
17/1/2024	4:51	47.2			48.3	46.2
17/1/2024	4:56	46.5			47.7	45.4
17/1/2024	5:01	46.8	46.6	46.1	47.8	45.6
17/1/2024	5:06	46.9			48.2	45.7
17/1/2024	5:11	45.9			47.1	44.7
17/1/2024	5:16	45.6	45.7		47.1	44.3
17/1/2024	5:21	45.6			47.3	43.9
17/1/2024	5:26	45.8			47.3	44.4
17/1/2024	5:31	45.4	45.6	45.7	47.1	43.9
17/1/2024	5:36	46.1			47.6	44.7
17/1/2024	5:41	45.4			46.8	43.8
17/1/2024	5:46	46.0	45.8		47.6	44.3
17/1/2024	5:51	46.1			47.6	44.4
17/1/2024	5:56	45.4			47.1	43.8
17/1/2024	6:01	45.9	46.7	47.4	47.4	44.6
17/1/2024	6:06	46.0			47.6	44.5
17/1/2024	6:11	48.0			49.5	46.3
17/1/2024	6:16	48.1	47.9		49.9	46.5
17/1/2024	6:21	48.4			50.4	46.8
17/1/2024	6:26	47.2			48.9	45.3
17/1/2024	6:31	47.4	47.2	47.5	49.4	45.4
17/1/2024	6:36	47.1			48.7	45.1
17/1/2024	6:41	47.2			48.8	45.5
17/1/2024	6:46	47.0	47.8		48.8	45.4
17/1/2024	6:51	47.5			49.2	45.8
17/1/2024	6:56	48.6			50.4	46.6
17/1/2024	23:01	50.7	50.9	51.0	52.3	48.3
17/1/2024	23:06	50.9			52.9	48.9
17/1/2024	23:11	51.0			53.2	49.1
17/1/2024	23:16	50.7	51.1		52.5	48.2
17/1/2024	23:21	51.4			53.2	49.1
17/1/2024	23:26	51.2			53.0	48.6
17/1/2024	23:31	50.9	50.6	50.9	52.8	49.5
17/1/2024	23:36	50.4			52.3	48.4
17/1/2024	23:41	50.5			52.6	48.4
17/1/2024	23:46	51.0	51.1		52.8	49.1
17/1/2024	23:51	50.6			51.8	48.6
17/1/2024	23:56	51.7			53.1	49.9
		Mean	48.5	48.5		
		Maximum	51.1	51.0		
		Minimum	45.6	45.7		

Date	Start Time	Leq (5mins)	Leq (15mins)	Leq (30mins)	L10 (5mins)	L90 (5mins)
18/1/2024	0:01	50.6	50.6	50.5	51.9	48.7
18/1/2024	0:06	50.5			52.1	49.0
18/1/2024	0:11	50.6			52.0	48.5
18/1/2024	0:16	50.9	50.4		52.6	49.3
18/1/2024	0:21	50.0			51.3	47.9
18/1/2024	0:26	50.4			51.8	48.3
18/1/2024	0:31	50.3	50.2	50.3	51.7	49.1
18/1/2024	0:36	50.3			51.6	48.7
18/1/2024	0:41	49.9			51.2	48.4
18/1/2024	0:46	50.5	50.4		51.8	48.9
18/1/2024	0:51	49.7			50.9	48.3
18/1/2024	0:56	50.9			52.3	49.2
18/1/2024	1:01	49.1	49.4	49.4	50.2	47.8
18/1/2024	1:06	48.8			50.2	47.3
18/1/2024	1:11	50.2			51.4	48.6
18/1/2024	1:16	49.1	49.3		50.4	47.7
18/1/2024	1:21	50.1			51.3	48.7
18/1/2024	1:26	48.6			50.0	47.3
18/1/2024	1:31	49.4	49.6	49.7	50.4	48.2
18/1/2024	1:36	49.2			50.3	48.0
18/1/2024	1:41	50.1			51.1	49.1
18/1/2024	1:46	48.9	49.7		49.8	47.8
18/1/2024	1:51	50.1			51.1	48.7
18/1/2024	1:56	50.1			51.1	48.8
18/1/2024	2:01	48.2	48.4	48.7	49.1	47.1
18/1/2024	2:06	48.1			49.0	46.7
18/1/2024	2:11	48.9			50.0	47.5
18/1/2024	2:16	49.4	49.0		50.4	48.2
18/1/2024	2:21	48.1			49.0	47.1
18/1/2024	2:26	49.3			50.2	48.0
18/1/2024	2:31	49.2	49.0	48.9	50.1	48.2
18/1/2024	2:36	48.9			49.8	47.9
18/1/2024	2:41	49.0			49.9	48.0
18/1/2024	2:46	48.5	48.8		49.5	47.6
18/1/2024	2:51	48.8			49.7	47.7
18/1/2024	2:56	49.0			50.0	48.0
18/1/2024	3:01	47.6	47.7	47.8	48.5	46.5
18/1/2024	3:06	48.0			48.9	46.9
18/1/2024	3:11	47.4			48.4	46.5
18/1/2024	3:16	48.4	47.8		49.3	47.5
18/1/2024	3:21	47.8			48.8	46.8
18/1/2024	3:26	47.2			48.2	46.2
18/1/2024	3:31	48.7	48.6	48.3	49.7	47.7
18/1/2024	3:36	48.6			49.7	47.6
18/1/2024	3:41	48.4			49.5	47.3
18/1/2024	3:46	48.4	48.1		49.4	47.3
18/1/2024	3:51	47.6			48.9	46.6
18/1/2024	3:56	48.3			49.4	47.3
18/1/2024	4:01	46.8	46.8	46.8	48.1	45.9
18/1/2024	4:06	46.5			47.8	45.5
18/1/2024	4:11	47.0			48.3	45.9
18/1/2024	4:16	47.3	46.8		48.3	46.4
18/1/2024	4:21	46.4			47.8	45.5
18/1/2024	4:26	46.6			47.6	45.7
18/1/2024	4:31	47.0	46.7	46.8	48.3	45.9
18/1/2024	4:36	46.5			47.9	45.3
18/1/2024	4:41	46.6			47.9	45.3
18/1/2024	4:46	46.9	46.9		48.3	45.6
18/1/2024	4:51	47.3			48.9	46.0
18/1/2024	4:56	46.4			48.1	45.4
18/1/2024	5:01	45.7	45.9	45.9	47.0	44.5
18/1/2024	5:06	45.9			47.3	44.9
18/1/2024	5:11	46.1			47.4	45.0
18/1/2024	5:16	45.8	45.9		47.3	44.7
18/1/2024	5:21	46.0			47.5	44.6
18/1/2024	5:26	45.8			47.1	44.8
18/1/2024	5:31	45.5	45.5	45.8	47.0	44.0
18/1/2024	5:36	45.7			47.2	44.1
18/1/2024	5:41	45.4			46.9	43.8
18/1/2024	5:46	45.9	46.0		47.7	44.5
18/1/2024	5:51	46.0			47.8	44.6
18/1/2024	5:56	46.0			47.8	44.4
18/1/2024	6:01	47.7	48.1	48.1	49.7	46.3
18/1/2024	6:06	48.0			49.9	46.4
18/1/2024	6:11	48.6			50.2	46.9
18/1/2024	6:16	48.7	48.2		50.7	47.2
18/1/2024	6:21	48.3			49.9	46.6
18/1/2024	6:26	47.4			49.0	46.1
18/1/2024	6:31	47.4	47.6	47.6	49.2	45.8
18/1/2024	6:36	47.7			49.4	46.0
18/1/2024	6:41	47.8			49.4	46.0
18/1/2024	6:46	47.1	47.5		49.3	45.1
18/1/2024	6:51	48.2			50.5	46.5
18/1/2024	6:56	47.1			49.1	45.4
18/1/2024	23:01	51.5	51.5	51.3	52.9	49.5
18/1/2024	23:06	51.5			53.7	49.2
18/1/2024	23:11	51.4			53.6	49.4
18/1/2024	23:16	51.7	51.2		53.1	49.8
18/1/2024	23:21	50.1			52.1	48.2
18/1/2024	23:26	51.7			53.7	49.7
18/1/2024	23:31	50.5	51.1	51.1	52.2	48.8
18/1/2024	23:36	51.7			53.4	50.1
18/1/2024	23:41	51.0			53.2	49.2
18/1/2024	23:46	51.3	51.1		52.6	49.9
18/1/2024	23:51	51.3			52.7	49.8
18/1/2024	23:56	50.8			52.1	48.7
		Mean	48.6	48.6		
		Maximum	51.5	51.3		
		Minimum	45.5	45.8		

Station: LFT_M7

Date	Start Time	Leq (5mins)	Leq (15mins)	Leq (30mins)	L10 (5mins)	L90 (5mins)
19/1/2024	0:01	49.8			51.3	48.0
19/1/2024	0:06	50.5	50.3		52.1	49.0
19/1/2024	0:11	50.5		50.4	52.1	48.4
19/1/2024	0:16	50.5			51.8	49.0
19/1/2024	0:21	50.9	50.6		52.7	49.0
19/1/2024	0:26	50.3			52.0	48.1
19/1/2024	0:31	49.9			51.2	48.6
19/1/2024	0:36	50.7	50.2		52.2	49.3
19/1/2024	0:41	50.0		50.3	51.2	48.6
19/1/2024	0:46	50.3			51.6	48.6
19/1/2024	0:51	50.5	50.4		51.8	48.9
19/1/2024	0:56	50.5			51.9	49.3
19/1/2024	1:01	48.8			49.9	47.1
19/1/2024	1:06	49.3	49.3		50.7	47.9
19/1/2024	1:11	49.8		49.4	50.9	48.0
19/1/2024	1:16	49.9			51.3	48.6
19/1/2024	1:21	50.0	49.5		51.3	48.2
19/1/2024	1:26	48.6			50.0	46.8
19/1/2024	1:31	48.6			49.7	47.5
19/1/2024	1:36	49.4	49.4		50.7	48.4
19/1/2024	1:41	50.1		49.2	51.2	49.0
19/1/2024	1:46	49.7			50.7	48.4
19/1/2024	1:51	48.4	48.9		49.3	47.4
19/1/2024	1:56	48.4			49.5	47.2
19/1/2024	2:01	49.1			50.2	48.0
19/1/2024	2:06	48.0	48.7		48.9	47.0
19/1/2024	2:11	49.0		48.9	50.0	48.0
19/1/2024	2:16	48.6			49.6	47.5
19/1/2024	2:21	49.4	49.0		50.4	48.1
19/1/2024	2:26	49.1			50.0	48.0
19/1/2024	2:31	48.3			49.3	47.4
19/1/2024	2:36	48.4	48.5		49.3	47.4
19/1/2024	2:41	48.7		48.6	49.7	47.8
19/1/2024	2:46	48.1			49.2	47.2
19/1/2024	2:51	49.5	48.7		50.6	48.6
19/1/2024	2:56	48.4			49.4	47.4
19/1/2024	3:01	48.7			49.7	47.7
19/1/2024	3:06	47.6	48.4		48.6	46.6
19/1/2024	3:11	48.7		48.3	49.6	47.8
19/1/2024	3:16	48.2			49.3	47.2
19/1/2024	3:21	48.3	48.2		49.2	47.2
19/1/2024	3:26	48.1			49.1	47.2
19/1/2024	3:31	47.9			48.9	47.0
19/1/2024	3:36	47.2	47.9		48.1	46.2
19/1/2024	3:41	48.5		47.9	49.4	47.4
19/1/2024	3:46	48.3			49.6	47.4
19/1/2024	3:51	48.0	47.9		49.2	47.0
19/1/2024	3:56	47.4			48.4	46.5
19/1/2024	4:01	47.3			48.5	46.2
19/1/2024	4:06	46.7	46.9		47.8	45.8
19/1/2024	4:11	46.7		46.9	47.8	45.7
19/1/2024	4:16	46.9			47.9	45.8
19/1/2024	4:21	47.3	46.9		48.4	46.4
19/1/2024	4:26	46.6			47.6	45.7
19/1/2024	4:31	46.7			47.8	45.7
19/1/2024	4:36	47.0	47.0		48.1	45.8
19/1/2024	4:41	47.2		47.0	48.5	46.2
19/1/2024	4:46	47.2			48.8	46.1
19/1/2024	4:51	47.2	47.1		48.9	46.0
19/1/2024	4:56	46.8			48.1	45.8
19/1/2024	5:01	46.1			47.8	45.0
19/1/2024	5:06	45.8	45.9		47.4	44.8
19/1/2024	5:11	45.8		45.8	47.2	44.7
19/1/2024	5:16	45.8			47.1	44.8
19/1/2024	5:21	45.6	45.7		47.0	44.2
19/1/2024	5:26	45.6			47.3	44.5
19/1/2024	5:31	45.6			47.2	44.2
19/1/2024	5:36	45.9	45.7		47.5	44.2
19/1/2024	5:41	45.6		45.7	47.0	44.0
19/1/2024	5:46	45.4			47.3	43.7
19/1/2024	5:51	45.7	45.7		47.4	44.3
19/1/2024	5:56	46.1			47.8	44.4
19/1/2024	6:01	48.3			50.2	46.7
19/1/2024	6:06	47.9	48.3		49.7	46.6
19/1/2024	6:11	48.8		47.9	50.6	47.3
19/1/2024	6:16	47.1			48.8	45.8
19/1/2024	6:21	48.2	47.5		50.2	46.9
19/1/2024	6:26	47.1			48.7	45.4
19/1/2024	6:31	47.5			49.1	45.5
19/1/2024	6:36	47.8	47.9		49.5	45.8
19/1/2024	6:41	48.3		48.0	50.2	46.7
19/1/2024	6:46	48.4			50.3	46.4
19/1/2024	6:51	48.3	48.2		50.4	46.6
19/1/2024	6:56	47.8			50.1	46.0
19/1/2024	23:03	53.2			55.3	50.7
19/1/2024	23:08	53.1	53.0		55.7	50.5
19/1/2024	23:13	52.6		52.7	54.5	50.6
19/1/2024	23:18	53.0			54.9	51.1
19/1/2024	23:23	51.9	52.3		54.0	49.8
19/1/2024	23:28	52.0			53.9	50.0
19/1/2024	23:33	53.3			55.8	50.9
19/1/2024	23:38	52.0	52.6		54.3	50.0
19/1/2024	23:43	52.4		52.1	54.2	50.8
19/1/2024	23:48	51.8			53.4	49.9
19/1/2024	23:53	51.2	51.5		53.3	49.3
19/1/2024	23:58	51.5			53.3	49.7
		Mean	48.7	48.7		
		Maximum	53.0	52.7		
		Minimum	45.7	45.7		

Date	Start Time	Leq (5mins)	Leq (15mins)	Leq (30mins)	L10 (5mins)	L90 (5mins)
20/1/2024	0:03	51.6			53.0	50.0
20/1/2024	0:08	50.6	51.1		52.5	49.2
20/1/2024	0:13	51.1		51.1	53.3	49.4
20/1/2024	0:18	51.4			53.4	49.8
20/1/2024	0:23	51.0	51.0		53.2	49.1
20/1/2024	0:28	50.5			52.4	48.4
20/1/2024	0:33	51.6			53.3	50.0
20/1/2024	0:38	50.9	51.1		52.8	49.1
20/1/2024	0:43	50.8		51.0	52.6	49.0
20/1/2024	0:48	51.1			52.8	49.4
20/1/2024	0:53	50.9	50.9		52.6	49.5
20/1/2024	0:58	50.8			52.5	49.5
20/1/2024	1:03	50.3			51.9	49.1
20/1/2024	1:08	50.8	50.3		52.6	49.6
20/1/2024	1:13	49.8		50.3	51.3	48.1
20/1/2024	1:18	50.2			52.0	48.4
20/1/2024	1:23	50.2	50.4		51.9	48.4
20/1/2024	1:28	50.7			52.1	48.9
20/1/2024	1:33	50.6			51.9	49.3
20/1/2024	1:38	50.4	50.3		52.1	48.6
20/1/2024	1:43	49.7		50.3	50.9	48.6
20/1/2024	1:48	50.7			51.9	49.6
20/1/2024	1:53	49.7	50.4		50.9	48.4
20/1/2024	1:58	50.7			52.0	49.4
20/1/2024	2:03	48.6			50.0	47.4
20/1/2024	2:08	49.2	49.1		50.6	48.1
20/1/2024	2:13	49.5		49.2	50.7	48.5
20/1/2024	2:18	48.9			49.9	47.5
20/1/2024	2:23	48.5	49.2		49.5	47.1
20/1/2024	2:28	50.1			51.5	48.9
20/1/2024	2:33	49.9			51.1	48.8
20/1/2024	2:38	49.3	49.5		50.3	47.9
20/1/2024	2:43	49.4		49.4	50.4	48.5
20/1/2024	2:48	48.8			49.9	47.7
20/1/2024	2:53	49.3	49.2		50.2	48.2
20/1/2024	2:58	49.4			50.4	48.4
20/1/2024	3:03	48.2			49.3	47.2
20/1/2024	3:08	48.9	48.6		49.9	48.0
20/1/2024	3:13	48.6		48.9	49.6	47.5
20/1/2024	3:18	48.6			49.6	47.6
20/1/2024	3:23	49.7	49.2		50.7	48.7
20/1/2024	3:28	49.2			50.1	48.1
20/1/2024	3:33	49.4			50.5	48.5
20/1/2024	3:38	49.6	49.4		50.6	48.5
20/1/2024	3:43	49.1		49.0	50.0	48.0
20/1/2024	3:48	47.9			49.0	46.8
20/1/2024	3:53	49.2	48.5		50.2	48.2
20/1/2024	3:58	48.3			49.3	47.3
20/1/2024	4:03	48.3			49.2	47.3
20/1/2024	4:08	47.5	48.1		48.4	46.5
20/1/2024	4:13	48.4		47.9	49.4	47.3
20/1/2024	4:18	47.9			48.9	46.9
20/1/2024	4:23	47.7	47.7		48.6	46.8
20/1/2024	4:28	47.4			48.4	46.4
20/1/2024	4:33	48.0			49.0	47.0
20/1/2024	4:38	47.9	48.1		49.0	47.0
20/1/2024	4:43	48.5		48.1	49.5	47.4
20/1/2024	4:48	48.6			49.6	47.5
20/1/2024	4:53	48.0	48.1		49.1	46.6
20/1/2024	4:58	47.8			48.9	46.8
20/1/2024	5:03	46.4			47.5	45.3
20/1/2024	5:08	47.0	46.8		48.1	45.6
20/1/2024	5:13	46.9		46.8	48.1	45.7
20/1/2024	5:18	47.1			48.2	45.9
20/1/2024	5:23	46.4	46.7		47.4	45.3
20/1/2024	5:28	46.7			47.8	45.7
20/1/2024	5:33	46.5			47.6	45.2
20/1/2024	5:38	46.4	46.8		47.5	45.2
20/1/2024	5:43	47.3		46.7	48.6	45.9
20/1/2024	5:48	46.8			48.5	45.5
20/1/2024	5:53	46.6	46.7		48.2	45.0
20/1/2024	5:58	46.6			48.1	44.9
20/1/2024	6:03	46.0			47.7	44.7
20/1/2024	6:08	46.0	45.9		47.6	44.4
20/1/2024	6:13	45.8		45.8	47.4	44.1
20/1/2024	6:18	45.6			46.9	44.0
20/1/2024	6:23	45.8	45.6		47.5	44.4
20/1/2024	6:28	45.4			46.9	43.9
20/1/2024	6:33	45.5			47.1	44.2
20/1/2024	6:38	45.6	45.6		47.2	43.9
20/1/2024	6:43	45.6		45.6	47.3	43.8
20/1/2024	6:48	45.9			47.5	43.9
20/1/2024	6:53	45.5	45.7		47.4	43.6
20/1/2024	6:58	45.7			47.4	43.7
20/1/2024	23:03	51.3			53.5	49.1
20/1/2024	23:08	51.3	51.3		53.6	49.4
20/1/2024	23:13	51.3		51.0	53.2	49.3
20/1/2024	23:18	51.3			53.8	49.2
20/1/2024	23:23	50.2	50.7		52.3	47.7
20/1/2024	23:28	50.5			53.1	48.5
20/1/2024	23:33	50.1			52.5	47.9
20/1/2024	23:38	50.7	50.3		53.2	48.4
20/1/2024	23:43	50.2		50.7	52.0	48.5
20/1/2024	23:48	50.9			52.5	49.5
20/1/2024	23:53	50.1	50.9		51.8	48.5
20/1/2024	23:58	51.7			53.9	50.1
		Mean	48.9	48.9		
		Maximum	51.3	51.1		
		Minimum	45.6	45.6		

Station: LFT_M7

Date	Start Time	Leq (5mins)	Leq (15mins)	Leq (30mins)	L10 (5mins)	L90 (5mins)
21/1/2024	0:03	50.4	51.1	51.0	52.6	48.6
21/1/2024	0:08	51.3			53.5	49.3
21/1/2024	0:13	51.6			53.5	50.2
21/1/2024	0:18	51.3	50.9		53.0	49.2
21/1/2024	0:23	50.5			52.7	48.4
21/1/2024	0:28	50.8			53.0	49.4
21/1/2024	0:33	50.9	50.8	50.6	52.5	49.1
21/1/2024	0:38	50.9			53.1	49.0
21/1/2024	0:43	50.6			51.9	49.1
21/1/2024	0:48	49.9	50.4		51.7	48.6
21/1/2024	0:53	50.9			52.4	49.5
21/1/2024	0:58	50.2			51.7	48.5
21/1/2024	1:03	50.8	50.4	49.9	52.5	49.5
21/1/2024	1:08	50.4			51.9	48.6
21/1/2024	1:13	49.9			51.5	48.2
21/1/2024	1:18	50.0	49.4		51.8	48.7
21/1/2024	1:23	48.5			49.7	46.8
21/1/2024	1:28	49.7			51.0	48.5
21/1/2024	1:33	50.1	49.2	49.0	51.6	48.8
21/1/2024	1:38	48.5			50.0	47.0
21/1/2024	1:43	48.8			50.2	47.6
21/1/2024	1:48	48.4	48.9		49.8	47.0
21/1/2024	1:53	49.1			50.1	48.1
21/1/2024	1:58	49.1			50.4	48.0
21/1/2024	2:03	49.0	49.7	49.4	50.0	47.9
21/1/2024	2:08	49.9			51.1	48.7
21/1/2024	2:13	50.2			51.2	49.0
21/1/2024	2:18	48.8	49.1		49.9	47.4
21/1/2024	2:23	49.3			50.7	48.2
21/1/2024	2:28	49.2			50.2	48.2
21/1/2024	2:33	48.8	49.1	48.9	50.0	47.6
21/1/2024	2:38	48.6			49.9	47.4
21/1/2024	2:43	49.7			50.7	48.7
21/1/2024	2:48	48.0	48.7		49.1	47.1
21/1/2024	2:53	48.6			49.5	47.5
21/1/2024	2:58	49.5			50.5	48.6
21/1/2024	3:03	49.7	49.0	48.7	50.7	48.6
21/1/2024	3:08	48.4			49.5	47.4
21/1/2024	3:13	48.7			49.6	47.8
21/1/2024	3:18	48.5	48.4		49.6	47.5
21/1/2024	3:23	48.7			49.8	47.6
21/1/2024	3:28	48.0			48.9	47.1
21/1/2024	3:33	47.4	48.0	48.1	48.3	46.5
21/1/2024	3:38	48.3			49.3	47.2
21/1/2024	3:43	48.3			49.2	47.4
21/1/2024	3:48	47.8	48.1		48.7	46.7
21/1/2024	3:53	48.3			49.2	47.3
21/1/2024	3:58	48.2			49.2	47.2
21/1/2024	4:03	47.7	47.8	47.7	48.8	46.6
21/1/2024	4:08	48.3			49.4	47.3
21/1/2024	4:13	47.4			48.4	46.3
21/1/2024	4:18	48.6	47.6		49.6	47.5
21/1/2024	4:23	46.6			47.6	45.5
21/1/2024	4:28	47.3			48.4	46.2
21/1/2024	4:33	46.5	46.8	46.8	47.4	45.5
21/1/2024	4:38	47.0			48.0	46.0
21/1/2024	4:43	46.9			48.1	45.5
21/1/2024	4:48	47.1	46.8		48.3	45.7
21/1/2024	4:53	46.8			47.8	45.5
21/1/2024	4:58	46.4			47.8	45.0
21/1/2024	5:03	46.5	46.6	46.3	47.5	45.3
21/1/2024	5:08	46.4			47.6	45.3
21/1/2024	5:13	46.9			48.0	45.7
21/1/2024	5:18	46.5	46.0		47.7	45.3
21/1/2024	5:23	45.9			47.0	44.6
21/1/2024	5:28	45.5			46.7	44.3
21/1/2024	5:33	45.6	45.7	45.7	46.8	44.2
21/1/2024	5:38	45.8			47.2	44.7
21/1/2024	5:43	45.6			47.2	44.0
21/1/2024	5:48	46.1	45.8		47.7	44.5
21/1/2024	5:53	45.8			47.3	44.2
21/1/2024	5:58	45.5			46.9	44.2
21/1/2024	6:03	45.5	45.7	46.4	46.9	44.2
21/1/2024	6:08	45.9			47.5	44.5
21/1/2024	6:13	45.7			47.3	44.2
21/1/2024	6:18	45.6	47.1		47.0	44.2
21/1/2024	6:23	47.7			49.1	46.2
21/1/2024	6:28	47.6			49.3	46.2
21/1/2024	6:33	47.3	47.5	47.7	48.9	45.8
21/1/2024	6:38	47.9			49.4	46.2
21/1/2024	6:43	47.3			48.9	45.6
21/1/2024	6:48	47.9	47.9		49.7	46.0
21/1/2024	6:53	47.6			49.5	45.7
21/1/2024	6:58	48.3			49.9	46.5
21/1/2024	23:03	52.7	52.6	52.2	55.0	50.3
21/1/2024	23:08	53.1			55.5	50.8
21/1/2024	23:13	52.0			54.6	50.0
21/1/2024	23:18	52.8	51.7		54.7	50.3
21/1/2024	23:23	50.3			52.6	47.7
21/1/2024	23:28	51.6			53.9	49.2
21/1/2024	23:33	51.7	50.8	50.9	53.9	49.8
21/1/2024	23:38	50.4			52.8	48.3
21/1/2024	23:43	50.1			52.2	48.1
21/1/2024	23:48	51.1	51.0		52.5	49.0
21/1/2024	23:53	50.7			52.2	49.0
21/1/2024	23:58	51.2			53.4	49.8
		Mean	48.7	48.7		
		Maximum	52.6	52.2		
		Minimum	45.7	45.7		

Date	Start Time	Leq (5mins)	Leq (15mins)	Leq (30mins)	L10 (5mins)	L90 (5mins)
22/1/2024	0:03	50.8	50.9	50.9	52.7	49.4
22/1/2024	0:08	50.8			52.3	49.3
22/1/2024	0:13	51.0			52.4	48.8
22/1/2024	0:18	51.5	51.0		53.2	49.9
22/1/2024	0:23	50.8			52.8	48.6
22/1/2024	0:28	50.6			52.6	49.0
22/1/2024	0:33	50.8	50.7	50.5	52.9	49.3
22/1/2024	0:38	50.9			53.0	49.1
22/1/2024	0:43	50.4			51.7	48.6
22/1/2024	0:48	49.9	50.3		51.4	48.7
22/1/2024	0:53	50.8			52.1	49.6
22/1/2024	0:58	50.0			51.2	48.2
22/1/2024	1:03	49.8	50.3	49.9	51.1	48.5
22/1/2024	1:08	50.7			51.9	48.9
22/1/2024	1:13	50.3			51.7	48.6
22/1/2024	1:18	50.3	49.5		51.9	48.6
22/1/2024	1:23	48.5			50.1	47.3
22/1/2024	1:28	49.6			51.0	47.8
22/1/2024	1:33	49.8	49.3	49.3	51.0	48.1
22/1/2024	1:38	49.6			51.1	48.0
22/1/2024	1:43	48.5			49.7	47.1
22/1/2024	1:48	49.8	49.4		50.8	48.6
22/1/2024	1:53	49.5			50.8	48.3
22/1/2024	1:58	48.7			49.8	47.6
22/1/2024	2:03	48.4	48.6	48.8	49.5	47.1
22/1/2024	2:08	48.8			50.0	47.6
22/1/2024	2:13	48.6			50.0	47.6
22/1/2024	2:18	49.7	48.9		50.8	48.4
22/1/2024	2:23	48.3			49.3	47.0
22/1/2024	2:28	48.6			49.9	47.2
22/1/2024	2:33	49.7	49.0	48.9	51.0	48.4
22/1/2024	2:38	48.0			49.2	46.9
22/1/2024	2:43	49.0			50.0	48.0
22/1/2024	2:48	48.2	48.8		49.3	47.3
22/1/2024	2:53	48.6			49.6	47.7
22/1/2024	2:58	49.6			50.5	48.7
22/1/2024	3:03	49.3	48.7	48.6	50.3	48.2
22/1/2024	3:08	47.9			48.8	47.0
22/1/2024	3:13	48.8			49.7	47.8
22/1/2024	3:18	49.0	48.4		49.9	47.9
22/1/2024	3:23	47.3			48.3	46.2
22/1/2024	3:28	48.7			49.8	47.8
22/1/2024	3:33	47.2	47.9	48.2	48.1	46.2
22/1/2024	3:38	48.3			49.3	47.3
22/1/2024	3:43	48.1			49.0	47.0
22/1/2024	3:48	48.2	48.4		49.3	47.1
22/1/2024	3:53	48.4			49.3	47.5
22/1/2024	3:58	48.7			49.8	47.8
22/1/2024	4:03	48.6	48.0	47.7	49.5	47.5
22/1/2024	4:08	47.2			48.2	46.1
22/1/2024	4:13	48.0			49.1	46.9
22/1/2024	4:18	48.2	47.4		49.3	47.3
22/1/2024	4:23	46.9			47.8	46.0
22/1/2024	4:28	47.0			48.0	46.0
22/1/2024	4:33	46.8	46.7	46.8	47.9	45.9
22/1/2024	4:38	46.4			47.5	45.3
22/1/2024	4:43	46.9			48.0	45.7
22/1/2024	4:48	46.8	47.0		47.9	45.4
22/1/2024	4:53	46.8			47.8	45.8
22/1/2024	4:58	47.3			48.3	46.1
22/1/2024	5:03	46.7	46.7	46.5	48.0	45.4
22/1/2024	5:08	46.8			48.2	45.5
22/1/2024	5:13	46.5			47.7	45.1
22/1/2024	5:18	46.8	46.3		48.0	45.5
22/1/2024	5:23	46.1			47.1	44.7
22/1/2024	5:28	45.8			46.8	44.7
22/1/2024	5:33	46.1	45.7	45.7	47.2	44.9
22/1/2024	5:38	45.4			46.6	44.1
22/1/2024	5:43	45.7			47.2	44.2
22/1/2024	5:48	45.5	45.6		46.8	44.2
22/1/2024	5:53	45.8			47.1	44.1
22/1/2024	5:58	45.6			47.3	44.2
22/1/2024	6:03	45.5	45.8	46.6	47.0	43.8
22/1/2024	6:08	45.8			47.4	44.4
22/1/2024	6:13	46.1			47.5	44.7
22/1/2024	6:18	45.7	47.2		47.1	44.2
22/1/2024	6:23	47.1			48.6	45.6
22/1/2024	6:28	48.4			49.9	46.9
22/1/2024	6:33	47.6	47.3	47.5	48.9	46.3
22/1/2024	6:38	47.1			48.7	45.6
22/1/2024	6:43	47.3			49.3	45.3
22/1/2024	6:48	48.4	47.7		50.1	46.8
22/1/2024	6:53	47.2			48.9	45.5
22/1/2024	6:58	47.4			49.4	45.8
22/1/2024	23:00	51.9	52.1	51.5	54.2	49.8
22/1/2024	23:05	51.9			54.0	49.8
22/1/2024	23:10	52.4			54.7	50.1
22/1/2024	23:15	51.9	50.9		53.9	49.7
22/1/2024	23:20	50.4			52.4	48.2
22/1/2024	23:25	50.2			52.2	48.8
22/1/2024	23:30	50.5	50.8	50.8	52.2	49.0
22/1/2024	23:35	51.4			53.1	49.3
22/1/2024	23:40	50.5			52.2	48.9
22/1/2024	23:45	50.4	50.9		52.4	48.5
22/1/2024	23:50	50.7			52.2	49.2
22/1/2024	23:55	51.4			53.5	49.3
		Mean	48.6	48.6		
		Maximum	52.1	51.5		
		Minimum	45.6	45.7		

Station: LFT_M7

Date	Start Time	Leq (5mins)	Leq (15mins)	Leq (30mins)	L10 (5mins)	L90 (5mins)
23/1/2024	0:00	51.5			53.7	50.0
23/1/2024	0:05	50.7	50.9		52.8	49.1
23/1/2024	0:10	50.3		50.8	52.1	48.8
23/1/2024	0:15	51.3			52.9	49.6
23/1/2024	0:20	50.9	50.7		52.4	49.4
23/1/2024	0:25	49.9			51.3	48.5
23/1/2024	0:30	49.7			51.4	48.3
23/1/2024	0:35	49.7	49.9		51.5	48.0
23/1/2024	0:40	50.3		50.2	51.5	48.5
23/1/2024	0:45	50.4			51.6	49.1
23/1/2024	0:50	50.2	50.4		51.8	48.4
23/1/2024	0:55	50.6			51.8	49.4
23/1/2024	1:00	50.0			51.2	48.4
23/1/2024	1:05	50.3	50.2		51.8	49.0
23/1/2024	1:10	50.3		50.0	51.6	48.5
23/1/2024	1:15	50.5			51.7	49.1
23/1/2024	1:20	49.5	49.9		50.7	48.5
23/1/2024	1:25	49.6			50.6	48.2
23/1/2024	1:30	50.1			51.1	49.0
23/1/2024	1:35	49.7	49.8		50.7	48.4
23/1/2024	1:40	49.5		49.5	50.5	48.5
23/1/2024	1:45	49.9			51.2	48.6
23/1/2024	1:50	48.6	49.2		49.8	47.3
23/1/2024	1:55	49.1			50.5	48.1
23/1/2024	2:00	50.0			51.4	49.0
23/1/2024	2:05	49.7	49.5		50.7	48.7
23/1/2024	2:10	48.8		49.2	50.2	47.4
23/1/2024	2:15	49.0			50.1	47.9
23/1/2024	2:20	49.0	48.8		50.1	48.0
23/1/2024	2:25	48.4			49.4	47.3
23/1/2024	2:30	48.6			49.6	47.5
23/1/2024	2:35	48.5	48.4		49.4	47.5
23/1/2024	2:40	48.0		48.3	49.1	46.9
23/1/2024	2:45	47.9			49.0	46.9
23/1/2024	2:50	48.3	48.3		49.2	47.4
23/1/2024	2:55	48.6			49.5	47.6
23/1/2024	3:00	49.2			50.2	48.2
23/1/2024	3:05	49.7	49.3		50.6	48.7
23/1/2024	3:10	48.9		49.0	49.8	47.8
23/1/2024	3:15	49.6			50.7	48.5
23/1/2024	3:20	48.1	48.7		49.0	47.2
23/1/2024	3:25	48.3			49.3	47.4
23/1/2024	3:30	47.4			48.5	46.4
23/1/2024	3:35	48.2	47.7		49.2	47.1
23/1/2024	3:40	47.3		47.7	48.3	46.3
23/1/2024	3:45	47.5			48.5	46.4
23/1/2024	3:50	47.8	47.7		48.8	46.9
23/1/2024	3:55	47.9			48.8	46.9
23/1/2024	4:00	47.5			48.6	46.5
23/1/2024	4:05	48.1	48.1		49.0	47.2
23/1/2024	4:10	48.6		47.6	49.5	47.7
23/1/2024	4:15	47.4			48.5	46.2
23/1/2024	4:20	47.2	47.0		48.4	45.9
23/1/2024	4:25	46.4			47.7	45.0
23/1/2024	4:30	47.3			48.4	46.3
23/1/2024	4:35	46.8	47.0		48.0	45.7
23/1/2024	4:40	47.0		47.0	48.0	45.8
23/1/2024	4:45	46.9			48.2	45.7
23/1/2024	4:50	46.9	47.0		48.2	45.5
23/1/2024	4:55	47.1			48.5	45.8
23/1/2024	5:00	47.3			48.3	46.3
23/1/2024	5:05	46.5	46.9		47.6	45.5
23/1/2024	5:10	46.9		46.6	47.9	45.7
23/1/2024	5:15	47.0			48.6	45.7
23/1/2024	5:20	46.0	46.3		47.4	44.7
23/1/2024	5:25	45.7			47.0	44.0
23/1/2024	5:30	45.7			47.2	44.1
23/1/2024	5:35	45.4	45.6		46.7	44.0
23/1/2024	5:40	45.8		45.7	47.2	44.4
23/1/2024	5:45	46.1			47.8	44.8
23/1/2024	5:50	45.7	45.8		47.1	44.2
23/1/2024	5:55	45.5			46.9	44.0
23/1/2024	6:00	46.1			47.8	44.5
23/1/2024	6:05	45.8	45.8		47.5	44.3
23/1/2024	6:10	45.5		46.5	47.0	43.9
23/1/2024	6:15	46.0			47.7	44.2
23/1/2024	6:20	48.3	47.2		50.3	46.6
23/1/2024	6:25	46.9			48.7	45.3
23/1/2024	6:30	48.3			49.9	46.6
23/1/2024	6:35	48.7	48.2		50.5	46.7
23/1/2024	6:40	47.6		48.0	49.4	45.9
23/1/2024	6:45	47.2			49.0	45.2
23/1/2024	6:50	48.6	47.7		50.6	46.6
23/1/2024	6:55	47.1			48.7	45.2
23/1/2024	23:00	52.6			55.2	50.6
23/1/2024	23:05	51.6	52.4		53.9	49.1
23/1/2024	23:10	52.8		52.2	55.2	50.5
23/1/2024	23:15	51.2			53.4	49.1
23/1/2024	23:20	52.3	52.1		54.0	50.1
23/1/2024	23:25	52.7			54.3	50.7
23/1/2024	23:30	50.9			52.9	49.1
23/1/2024	23:35	50.7	50.6		52.3	48.9
23/1/2024	23:40	50.3		50.7	52.0	48.3
23/1/2024	23:45	50.6			52.0	48.7
23/1/2024	23:50	51.1	50.7		53.3	49.3
23/1/2024	23:55	50.5			52.0	48.5
		Mean	48.7	48.7		
		Maximum	52.4	52.2		
		Minimum	45.6	45.7		

Date	Start Time	Leq (5mins)	Leq (15mins)	Leq (30mins)	L10 (5mins)	L90 (5mins)
24/1/2024	0:00	50.5			52.7	49.0
24/1/2024	0:05	51.2	50.9		53.0	49.6
24/1/2024	0:10	50.9		51.0	52.5	49.1
24/1/2024	0:15	51.1			52.4	49.5
24/1/2024	0:20	50.7	51.1		52.3	49.4
24/1/2024	0:25	51.4			52.8	49.7
24/1/2024	0:30	50.8			52.0	49.1
24/1/2024	0:35	50.6	50.5		52.1	49.1
24/1/2024	0:40	50.0		50.4	51.6	48.4
24/1/2024	0:45	50.8			52.6	49.3
24/1/2024	0:50	50.3	50.3		52.0	49.1
24/1/2024	0:55	49.8			51.2	48.6
24/1/2024	1:00	50.2			51.6	48.5
24/1/2024	1:05	50.5	50.1		51.9	49.2
24/1/2024	1:10	49.7		50.3	50.9	48.2
24/1/2024	1:15	49.8			51.0	48.7
24/1/2024	1:20	50.6	50.5		51.7	49.6
24/1/2024	1:25	50.9			51.9	49.8
24/1/2024	1:30	48.7			49.7	47.4
24/1/2024	1:35	48.6	48.6		49.8	47.6
24/1/2024	1:40	48.4		49.2	49.8	47.2
24/1/2024	1:45	50.1			51.2	48.7
24/1/2024	1:50	50.2	49.7		51.4	48.9
24/1/2024	1:55	48.5			49.7	47.1
24/1/2024	2:00	50.0			51.3	48.9
24/1/2024	2:05	50.1	49.7		51.5	48.8
24/1/2024	2:10	48.9		49.4	50.0	47.9
24/1/2024	2:15	49.4			50.5	48.5
24/1/2024	2:20	48.7	49.2		49.7	47.8
24/1/2024	2:25	49.4			50.5	48.3
24/1/2024	2:30	48.6			49.7	47.5
24/1/2024	2:35	48.0	48.2		49.1	47.0
24/1/2024	2:40	47.9		48.4	48.9	46.9
24/1/2024	2:45	48.9			49.8	48.0
24/1/2024	2:50	48.5	48.6		49.6	47.5
24/1/2024	2:55	48.4			49.5	47.5
24/1/2024	3:00	48.2			49.1	47.3
24/1/2024	3:05	48.3	48.3		49.2	47.2
24/1/2024	3:10	48.5		48.7	49.4	47.5
24/1/2024	3:15	49.4			50.5	48.4
24/1/2024	3:20	48.9	49.0		49.9	48.0
24/1/2024	3:25	48.6			49.7	47.5
24/1/2024	3:30	47.8			48.9	46.8
24/1/2024	3:35	47.6	47.9		48.6	46.6
24/1/2024	3:40	48.2		47.8	49.3	47.3
24/1/2024	3:45	48.2			49.2	47.3
24/1/2024	3:50	47.4	47.8		48.3	46.4
24/1/2024	3:55	47.7			48.6	46.8
24/1/2024	4:00	48.1			49.0	47.2
24/1/2024	4:05	47.3	47.9		48.2	46.3
24/1/2024	4:10	48.3		48.1	49.3	47.2
24/1/2024	4:15	47.9			49.3	46.8
24/1/2024	4:20	48.2	48.2		49.4	46.9
24/1/2024	4:25	48.6			49.8	47.4
24/1/2024	4:30	46.4			47.6	45.3
24/1/2024	4:35	47.1	46.9		48.1	46.1
24/1/2024	4:40	47.1		46.9	48.1	45.8
24/1/2024	4:45	47.1			48.1	46.1
24/1/2024	4:50	46.7	47.0		47.8	45.3
24/1/2024	4:55	47.1			48.5	45.9
24/1/2024	5:00	47.0			48.1	45.8
24/1/2024	5:05	46.4	46.6		47.6	45.3
24/1/2024	5:10	46.5		46.6	47.8	45.1
24/1/2024	5:15	46.6			48.2	45.1
24/1/2024	5:20	46.5	46.5		48.1	44.9
24/1/2024	5:25	46.5			48.2	44.9
24/1/2024	5:30	45.4			46.9	43.9
24/1/2024	5:35	45.5	45.4		46.8	44.0
24/1/2024	5:40	45.4		45.6	46.7	43.9
24/1/2024	5:45	45.6			47.2	44.1
24/1/2024	5:50	45.8	45.7		47.1	44.2
24/1/2024	5:55	45.8			47.3	44.1
24/1/2024	6:00	46.1			47.7	44.7
24/1/2024	6:05	45.4	45.7		47.0	43.9
24/1/2024	6:10	45.7		45.7	47.1	44.1
24/1/2024	6:15	45.8			47.8	44.0
24/1/2024	6:20	45.8	45.7		47.6	43.8
24/1/2024	6:25	45.5			47.4	43.9
24/1/2024	6:30	48.7			50.7	47.1
24/1/2024	6:35	47.3	47.9		49.2	45.4
24/1/2024	6:40	47.5		48.2	49.1	45.6
24/1/2024	6:45	48.7			50.4	46.8
24/1/2024	6:50	48.0	48.4		49.9	46.4
24/1/2024	6:55	48.5			50.5	46.7
24/1/2024	23:02	52.5			54.8	50.1
24/1/2024	23:07	51.3	51.8		53.8	48.9
24/1/2024	23:12	51.5		52.2	54.0	49.3
24/1/2024	23:17	51.6			53.8	49.5
24/1/2024	23:22	53.1	52.6		55.5	51.1
24/1/2024	23:27	52.9			55.1	50.9
24/1/2024	23:32	51.8			54.1	49.5
24/1/2024	23:37	50.6	50.9		52.9	48.7
24/1/2024	23:42	50.3		50.3	52.7	47.7
24/1/2024	23:47	50.6			52.2	48.5
24/1/2024	23:52	51.7	49.4		53.5	49.8
24/1/2024	23:57	0.0			52.6	48.7
		Mean	48.7	48.7		
		Maximum	52.6	52.2		
		Minimum	45.4	45.6		

Station: LFT_M7

Date	Start Time	Leq (5mins)	Leq (15mins)	Leq (30mins)	L10 (5mins)	L90 (5mins)
25/1/2024	0:02	51.1	50.8	51.2	53.2	48.9
25/1/2024	0:07	50.1			52.2	48.3
25/1/2024	0:12	51.2			52.6	49.8
25/1/2024	0:17	51.7	51.6		53.8	49.8
25/1/2024	0:22	51.6			53.3	50.0
25/1/2024	0:27	51.4			53.4	49.9
25/1/2024	0:32	50.1	50.1	50.2	51.6	48.7
25/1/2024	0:37	50.3			51.9	48.8
25/1/2024	0:42	49.8			51.4	48.0
25/1/2024	0:47	50.0	50.3		51.7	48.2
25/1/2024	0:52	50.5			51.8	48.8
25/1/2024	0:57	50.5			52.0	49.3
25/1/2024	1:02	49.8	50.2	50.3	51.1	48.5
25/1/2024	1:07	50.5			52.0	48.7
25/1/2024	1:12	50.2			51.9	48.9
25/1/2024	1:17	50.3	50.5		52.0	48.6
25/1/2024	1:22	50.5			52.3	48.9
25/1/2024	1:27	50.7			52.5	48.9
25/1/2024	1:32	50.5	49.8	49.4	51.8	48.8
25/1/2024	1:37	50.2			51.9	48.8
25/1/2024	1:42	48.4			50.1	46.7
25/1/2024	1:47	49.6	49.0		50.7	48.4
25/1/2024	1:52	48.4			49.5	47.1
25/1/2024	1:57	48.9			49.9	47.8
25/1/2024	2:02	49.9	50.1	49.7	51.1	48.8
25/1/2024	2:07	50.2			51.4	49.0
25/1/2024	2:12	50.2			51.5	49.2
25/1/2024	2:17	48.9	49.3		50.3	47.7
25/1/2024	2:22	49.7			51.0	48.7
25/1/2024	2:27	49.3			50.3	48.0
25/1/2024	2:32	49.9	49.4	49.4	51.3	48.9
25/1/2024	2:37	49.3			50.7	48.0
25/1/2024	2:42	48.8			49.8	47.6
25/1/2024	2:47	49.4	49.4		50.4	48.3
25/1/2024	2:52	49.4			50.3	48.4
25/1/2024	2:57	49.5			50.6	48.6
25/1/2024	3:02	49.5	49.2	49.0	50.6	48.6
25/1/2024	3:07	49.3			50.3	48.2
25/1/2024	3:12	48.6			49.7	47.5
25/1/2024	3:17	49.0	48.8		50.1	48.0
25/1/2024	3:22	49.1			50.2	48.1
25/1/2024	3:27	48.1			49.1	47.0
25/1/2024	3:32	48.7	48.2	47.9	49.6	47.6
25/1/2024	3:37	48.2			49.3	47.3
25/1/2024	3:42	47.6			48.6	46.7
25/1/2024	3:47	47.5	47.5		48.6	46.6
25/1/2024	3:52	47.8			48.7	46.8
25/1/2024	3:57	47.3			48.2	46.4
25/1/2024	4:02	47.9	47.9	47.8	48.9	47.0
25/1/2024	4:07	47.4			48.5	46.4
25/1/2024	4:12	48.3			49.3	47.2
25/1/2024	4:17	47.6	47.7		48.7	46.7
25/1/2024	4:22	48.1			49.0	47.2
25/1/2024	4:27	47.4			48.3	46.3
25/1/2024	4:32	47.6	47.0	47.0	48.7	46.5
25/1/2024	4:37	46.8			47.9	45.9
25/1/2024	4:42	46.4			47.4	45.3
25/1/2024	4:47	47.3	47.1		48.7	46.3
25/1/2024	4:52	46.9			47.9	45.6
25/1/2024	4:57	47.0			48.0	45.8
25/1/2024	5:02	47.2	46.9	46.9	48.3	45.9
25/1/2024	5:07	47.1			48.4	45.7
25/1/2024	5:12	46.4			47.5	45.0
25/1/2024	5:17	47.0	46.9		48.4	46.0
25/1/2024	5:22	46.6			47.9	45.4
25/1/2024	5:27	47.0			48.3	45.6
25/1/2024	5:32	46.5	46.0	45.9	47.5	45.3
25/1/2024	5:37	45.8			47.2	44.7
25/1/2024	5:42	45.5			46.6	44.5
25/1/2024	5:47	46.1	45.9		47.7	44.5
25/1/2024	5:52	45.6			47.3	44.2
25/1/2024	5:57	46.1			47.4	44.4
25/1/2024	6:02	46.1	45.7	45.7	47.5	44.6
25/1/2024	6:07	45.4			47.0	43.7
25/1/2024	6:12	45.7			47.2	44.2
25/1/2024	6:17	45.6	45.6		46.9	44.0
25/1/2024	6:22	45.4			47.0	44.0
25/1/2024	6:27	45.9			47.3	44.4
25/1/2024	6:32	45.9	47.4	47.7	47.4	44.5
25/1/2024	6:37	48.0			49.5	46.5
25/1/2024	6:42	48.0			49.5	46.5
25/1/2024	6:47	48.3	48.0		50.3	46.5
25/1/2024	6:52	47.7			49.4	46.0
25/1/2024	6:57	48.0			49.7	46.2
		Mean	48.4	48.4		
		Maximum	51.6	51.2		
		Minimum	45.6	45.7		

Summary of Noise Monitoring Results during 23:00 - 07:00 on the next day at LFT_M7		
	Leq (15mins)	Leq (30mins)
Mean	48.9	48.9
Maximum	53.0	52.7
Minimum	45.4	45.6

Appendix 3-28 Baseline Noise Monitoring Data – 07:00 - 19:00 at LFT_M11

Station: LFT_M11

Date	Start Time	Leq (5mins)	Leq (30mins)	L10 (5mins)	L90 (5mins)
11/1/2024	12:30	53.9		55.5	51.5
11/1/2024	12:35	54.1		55.6	52.2
11/1/2024	12:40	53.0	53.9	55.6	50.6
11/1/2024	12:45	53.7		56.4	52.0
11/1/2024	12:50	54.6		57.2	51.6
11/1/2024	12:55	54.2		57.1	51.5
11/1/2024	13:00	53.8		55.8	51.2
11/1/2024	13:05	54.2		56.8	51.6
11/1/2024	13:10	53.0	53.6	54.7	50.2
11/1/2024	13:15	53.6		55.3	51.8
11/1/2024	13:20	53.1		55.8	50.7
11/1/2024	13:25	53.7		56.4	52.2
11/1/2024	13:30	53.8		57.2	51.7
11/1/2024	13:35	53.9		55.8	50.6
11/1/2024	13:40	54.2	53.9	55.9	52.1
11/1/2024	13:45	53.2		55.3	50.1
11/1/2024	13:50	54.2		56.1	51.3
11/1/2024	13:55	54.2		56.9	52.4
11/1/2024	14:00	54.2		55.8	51.9
11/1/2024	14:05	53.2		55.5	50.0
11/1/2024	14:10	53.2	53.7	55.6	51.2
11/1/2024	14:15	53.9		55.7	52.0
11/1/2024	14:20	53.5		56.3	51.9
11/1/2024	14:25	54.2		56.0	51.0
11/1/2024	14:30	52.3		55.9	49.4
11/1/2024	14:35	51.4		54.0	48.8
11/1/2024	14:40	51.4	52.4	54.5	48.5
11/1/2024	14:45	53.4		57.0	50.3
11/1/2024	14:50	53.8		56.0	51.8
11/1/2024	14:55	51.6		54.3	48.7
11/1/2024	15:00	53.5		56.9	50.4
11/1/2024	15:05	53.2		55.6	49.7
11/1/2024	15:10	52.3	53.2	54.8	50.0
11/1/2024	15:15	53.7		57.3	51.7
11/1/2024	15:20	53.2		56.6	50.3
11/1/2024	15:25	53.2		56.2	51.3
11/1/2024	15:30	54.6		56.8	50.9
11/1/2024	15:35	52.2		55.9	48.3
11/1/2024	15:40	53.5	53.4	55.5	50.6
11/1/2024	15:45	51.6		55.2	49.3
11/1/2024	15:50	52.6		54.9	50.4
11/1/2024	15:55	55.0		57.1	51.2
11/1/2024	16:00	53.9		55.9	51.9
11/1/2024	16:05	53.6		56.4	51.5
11/1/2024	16:10	52.4	53.3	55.5	49.2
11/1/2024	16:15	54.5		58.2	51.9
11/1/2024	16:20	52.8		56.6	49.2
11/1/2024	16:25	51.9		54.2	48.2
11/1/2024	16:30	53.3		56.7	49.4
11/1/2024	16:35	53.0		56.9	48.9
11/1/2024	16:40	55.2	54.2	58.4	51.7
11/1/2024	16:45	53.6		57.5	51.1
11/1/2024	16:50	53.5		56.8	51.0
11/1/2024	16:55	55.9		58.4	51.9
11/1/2024	17:00	53.4		57.2	51.0
11/1/2024	17:05	54.0		57.4	50.4
11/1/2024	17:10	54.2	54.4	58.3	51.0
11/1/2024	17:15	53.6		57.4	49.4
11/1/2024	17:20	55.0		58.0	52.7
11/1/2024	17:25	55.7		58.9	52.0
11/1/2024	17:30	54.5		58.0	49.6
11/1/2024	17:35	54.0		58.2	49.1
11/1/2024	17:40	55.5	54.8	58.5	50.8
11/1/2024	17:45	55.4		59.6	50.9
11/1/2024	17:50	55.4		59.2	51.4
11/1/2024	17:55	53.3		56.2	48.6
11/1/2024	18:00	53.9		58.4	49.8
11/1/2024	18:05	53.8		58.2	50.3
11/1/2024	18:10	54.4	54.3	58.7	50.8
11/1/2024	18:15	53.8		58.3	50.6
11/1/2024	18:20	54.5		58.0	50.1
11/1/2024	18:25	55.2		58.5	51.6
11/1/2024	18:30	53.6		57.6	49.6
11/1/2024	18:35	56.0		60.3	51.8
11/1/2024	18:40	54.0	55.5	58.2	49.7
11/1/2024	18:45	55.7		59.5	51.4
11/1/2024	18:50	56.6		60.3	52.6
11/1/2024	18:55	56.4		59.3	52.5
		Mean	53.9		
		Maximum	55.5		
		Minimum	52.4		

Date	Start Time	Leq (5mins)	Leq (30mins)	L10 (5mins)	L90 (5mins)
12/1/2024	7:00	46.4		48.1	44.5
12/1/2024	7:05	45.8		47.5	44.1
12/1/2024	7:10	47.1	46.5	49.0	45.1
12/1/2024	7:15	46.8		48.4	44.9
12/1/2024	7:20	46.1		48.1	44.4
12/1/2024	7:25	46.6		48.3	44.6
12/1/2024	7:30	49.0		51.1	46.9
12/1/2024	7:35	48.4		50.6	46.4
12/1/2024	7:40	47.8	48.4	50.1	45.5
12/1/2024	7:45	48.5		50.7	46.2
12/1/2024	7:50	48.8		50.9	46.7
12/1/2024	7:55	47.8		50.2	45.7
12/1/2024	8:00	47.2		49.2	45.0
12/1/2024	8:05	48.9		50.9	46.6
12/1/2024	8:10	47.8	48.3	50.1	45.9
12/1/2024	8:15	48.5		50.8	46.3
12/1/2024	8:20	47.6		49.9	45.5
12/1/2024	8:25	49.3		51.6	47.3
12/1/2024	8:30	52.9		54.9	50.5
12/1/2024	8:35	52.4		55.0	49.9
12/1/2024	8:40	51.9	52.6	54.1	49.3
12/1/2024	8:45	52.5		54.5	49.9
12/1/2024	8:50	52.9		54.8	50.8
12/1/2024	8:55	52.9		54.9	51.0
12/1/2024	9:00	52.2		54.4	50.0
12/1/2024	9:05	51.8		53.7	49.8
12/1/2024	9:10	52.0	52.0	54.1	49.4
12/1/2024	9:15	52.4		54.5	50.4
12/1/2024	9:20	51.7		53.6	49.5
12/1/2024	9:25	51.8		53.8	49.4
12/1/2024	9:30	51.1		52.9	48.7
12/1/2024	9:35	51.5		53.2	49.3
12/1/2024	9:40	52.3	52.2	54.1	50.0
12/1/2024	9:45	52.5		54.8	50.2
12/1/2024	9:50	53.6		56.1	51.8
12/1/2024	9:55	51.9		54.1	50.0
12/1/2024	10:00	51.9		53.8	50.1
12/1/2024	10:05	53.4		56.1	51.5
12/1/2024	10:10	51.5	52.3	54.0	49.6
12/1/2024	10:15	52.2		54.0	50.2
12/1/2024	10:20	53.1		54.9	51.2
12/1/2024	10:25	51.5		53.7	49.2
12/1/2024	10:30	53.0		55.3	50.9
12/1/2024	10:35	52.6		55.6	50.1
12/1/2024	10:40	52.7	53.2	54.6	50.4
12/1/2024	10:45	53.3		55.9	50.5
12/1/2024	10:50	53.9		56.8	51.1
12/1/2024	10:55	53.3		55.6	51.3
12/1/2024	11:00	53.9		55.6	50.9
12/1/2024	11:05	52.7		55.0	50.4
12/1/2024	11:10	52.6	53.0	55.6	50.1
12/1/2024	11:15	53.2		55.3	51.2
12/1/2024	11:20	52.8		55.8	50.4
12/1/2024	11:25	52.7		54.7	50.2
12/1/2024	11:30	54.0		55.8	52.2
12/1/2024	11:35	54.0	53.8	57.0	52.3
12/1/2024	11:40	53.7		57.0	51.9
12/1/2024	11:45	53.2		54.9	50.3
12/1/2024	11:50	53.9		56.3	51.7
12/1/2024	11:55	53.9		56.4	52.0
12/1/2024	12:00	53.3		56.3	51.2
12/1/2024	12:05	54.0		56.9	51.1
12/1/2024	12:10	53.5	53.6	55.4	51.5
12/1/2024	12:15	53.4		55.8	51.5
12/1/2024	12:20	53.6		56.4	51.9
12/1/2024	12:25	53.9		57.0	51.9
12/1/2024	12:30	53.3		55.9	51.5
12/1/2024	12:35	53.5		55.3	50.4
12/1/2024	12:40	53.9	53.5	55.7	52.3
12/1/2024	12:45	53.2		56.3	50.5
12/1/2024	12:50	53.3		55.2	50.4
12/1/2024	12:55	53.8		55.4	51.5
12/1/2024	13:00	53.8		56.9	51.4
12/1/2024	13:05	54.0		55.6	51.2
12/1/2024	13:10	53.6	53.7	56.1	51.4
12/1/2024	13:15	53.9		56.5	52.3
12/1/2024	13:20	53.4		56.0	51.1
12/1/2024	13:25	53.5		55.2	50.7
12/1/2024	13:30	53.7		56.4	51.6
12/1/2024	13:35	53.8		56.4	51.8
12/1/2024	13:40	53.6	53.8	57.0	50.7
12/1/2024	13:45	54.2		56.2	51.2
12/1/2024	13:50	54.1		57.1	51.9
12/1/2024	13:55	53.4		56.1	51.4
12/1/2024	14:00	54.2		55.9	51.8
12/1/2024	14:05	53.9		55.8	50.6
12/1/2024	14:10	53.2	53.7	55.2	50.5
12/1/2024	14:15	53.6		55.7	50.3
12/1/2024	14:20	53.9		56.9	50.6
12/1/2024	14:25	53.1		56.5	50.6
12/1/2024	14:30	51.3		54.0	48.9
12/1/2024	14:35	53.2		56.5	49.7
12/1/2024	14:40	50.7	52.0	53.6	48.3
12/1/2024	14:45	51.3		53.1	49.3
12/1/2024	14:50	51.3		53.1	48.9
12/1/2024	14:55	53.4		56.2	51.1
12/1/2024	15:00	52.5		55.6	49.3
12/1/2024	15:05	51.4	52.4	54.2	48.0
12/1/2024	15:10	52.8		56.0	50.0
12/1/2024	15:15	50.7		53.4	48.2
12/1/2024	15:20	54.7		57.4	51.7
12/1/2024	15:25	50.9		53.9	48.1
12/1/2024	15:30	54.1		57.7	51.6
12/1/2024	15:35	55.1		58.7	51.8
12/1/2024	15:40	54.3	54.2	57.3	50.9
12/1/2024	15:45	53.2		56.7	49.9
12/1/2024	15:50	54.2		56.6	51.0
12/1/2024	15:55	53.9		56.5	51.1
12/1/2024	16:00	55.2		57.9	51.4
12/1/2024	16:05	51.5		55.4	48.1
12/1/2024	16:10	54.4	53.6	57.0	51.1
12/1/2024	16:15	54.0		57.5	50.2
12/1/2024	16:20	53.5		56.0	49.9
12/1/2024	16:25	51.9		54.9	48.6
12/1/2024	16:30	55.9		59.7	53.3
12/1/2024	16:35	54.6		57.2	52.2
12/1/2024	16:40	54.2	54.8	58.2	51.3
12/1/2024	16:45	55.6		59.4	52.4
12/1/2024	16:50	54.7		58.6	51.9
12/1/2024	16:55	53.0		57.0	50.7
12/1/2024	17:00	54.3		58.4	51.0
12/1/2024	17:05	53.2		56.4	50.1
12/1/2024	17:10	52.3	53.8	55.2	48.7
12/1/2024	17:15	54.3		56.9	50.3
12/1/2024	17:20	54.3		58.3	51.2
12/1/2024	17:25	54.3		57.5	50.7
12/1/2024	17:30	52.9		55.9	48.3
12/1/2024	17:35	54.1		58.3	51.0
12/1/2024	17:40	54.0	53.5	57.8	49.6
12/1/2024	17:45	52.9		57.4	49.5
12/1/2024	17:50	53.7		56.8	50.4
12/1/2024	17:55	53.4		56.8	49.7
12/1/2024	18:00	53.0		57.2	49.6
12/1/2024	18:05	53.5		57.7	50.2
12/1/2024	18:10	55.1	54.4	59.0	51.6
12/1/2024	18:15	54.0		58.5	50.1
12/1/2024	18:20	54.6		59.3	51.7
12/1/2024	18:25	55.7		59.6	51.0
12/1/2024	18:30	56.4		60.4	52.1
12/1/2024	18:35	56.8		60.6	53.7
12/1/2024	18:40	55.5	55.8	58.7	51.3
12/1/2024	18:45	56.7		59.6	53.8
12/1/2024	18:50	54.5		57.6	51.4
12/1/2024	18:55	54.4		58.5	50.4
		Mean	52.7		
		Maximum	55.8		
		Minimum	46.5		

Date	Start Time	Leq (5mins)	Leq (30mins)	L10 (5mins)	L90 (5mins)
13/1/2024	7:00	46.8		48.4	45.0
13/1/2024	7:05	45.8		48.9	44.0
13/1/2024	7:10	47.1	46.2	48.9	45.3
13/1/2024	7:15	45.5		47.3	43.8
13/1/2024	7:20	45.6		47.4	43.6
13/1/2024	7:25	45.9		47.6	43.9
13/1/2024	7:30	49.4		51.8	47.0
13/1/2024	7:35	48.5		50.8	46.5
13/1/2024	7:40	48.1	48.3	50.3	45.7
13/1/2024	7:45	47.5		49.7	45.4
13/1/2024	7:50	48.4		50.7	46.3
13/1/2024	7:55	47.7		50.0	45.3
13/1/2024	8:00	47.0		49.3	44.9
13/1/2024	8:05	47.8		50.0	45.4
13/1/2024	8:10	48.0	47.5	50.0	45.6
13/1/2024	8:15	47.9		49.8	45.7
13/1/2024	8:20	47.4		49.3	45.5
13/1/2024	8:25	46.8		49.1	44.5
13/1/2024	8:30	52.4		54.3	50.2
13/1/2024	8:35	51.2		53.8	49.2
13/1/2024	8:41	52.1	52.0	53.8	50.2
13/1/2024	8:46	51.7		53.5	49.5
13/1/2024	8:51	52.7		54.5	50.2
13/1/2024	8:56	51.6		54.8	49.6
13/1/2024	9:01	52.8		53.9	50.2
13/1/2024	9:06	52.3		54.4	50.4
13/1/2024	9:11	51.4	52.3	53.2	49.1
13/1/2024	9:16	52.7		54.1	50.2
13/1/2024	9:21	52.6		54.9	50.7
13/1/2024	9:26	51.8		53.9	49.9
13/1/2024	9:31	52.6		54.6	50.6
13/1/2024	9:36	52.4		54.0	50.1
13/1/2024	9:41	50.2	52.1	51.4	48.0
13/1/2024	9:46	53.5		54.4	51.2
13/1/2024	9:51	51.1		53.3	48.8
13/1/2024	9:56	52.3		55.3	50.2
13/1/2024	10:01	51.0		52.5	48.9
13/1/2024	10:06	51.3		52.9	49.3
13/1/2024	10:11	52.3	52.0	54.0	50.6
13/1/2024	10:16	51.7		53.0	49.8
13/1/2024	10:21	51.7		54.5	50.0
13/1/2024	10:26	53.5		56.1	51.3
13/1/2024	10:31	53.7		56.3	51.2
13/1/2024	10:36	52.7		54.8	50.7
13/1/2024	10:41	53.0	53.1	54.3	50.8
13/1/2024	10:46	52.7		55.5	50.7
13/1/2024	10:51	53.1		53.2	51.2
13/1/2024	10:56	53.5		55.6	51.3
13/1/2024	11:01	53.2		56.4	51.4
13/1/2024	11:06	53.8		55.5	50.8
13/1/2024	11:11	53.3	53.3	56.0	50.6
13/1/2024	11:16	53.1		56.3	51.4
13/1/2024	11:21	53.0		55.9	49.7
13/1/2024	11:26	53.4		55.9	51.0
13/1/2024	11:31	54.2		55.9	51.3
13/1/2024	11:36	53.4		55.6	50.5
13/1/2024	11:41	53.6	53.7	56.0	51.5
13/1/2024	11:46	53.8		57.0	51.3
13/1/2024	11:51	53.3		56.2	50.3
13/1/2024	11:56	53.8		56.5	52.3
13/1/2024	12:01	54.1		56.0	52.1
13/1/2024	12:06	53.2		55.5	50.2
13/1/2024	12:11	53.5	53.7	56.3	51.7
13/1/2024	12:16	53.6		55.9	50.7
13/1/2024	12:21	54.0		56.3	51.0
13/1/2024	12:26	53.6		56.2	50.5
13/1/2024	12:31	54.4		57.1	52.8
13/1/2024	12:36	54.2		57.3	52.5
13/1/2024	12:41	54.4	54.0	56.9	52.1
13/1/2024	12:46	53.2		56.3	51.3
13/1/2024	12:51	53.5		55.3	50.8
13/1/2024	12:56	54.2		56.4	51.5
13/1/2024	13:01	53.4		55.1	51.0
13/1/2024	13:06	53.2		56.0	51.3
13/1/2024	13:11	53.8	53.6	56.0	51.7
13/1/2024	13:16	53.5		56.7	51.2
13/1/2024	13:21	53.6		55.5	50.4
13/1/2024	13:26	54.0		57.3	51.6
13/1/2024	13:31	53.8		57.2	51.5
13/1/2024	13:36	53.9		56.6	50.7
13/1/2024	13:41	54.1	53.3	55.9	52.2
13/1/2024	13:46	52.6		55.2	49.2
13/1/2024	13:51	52.0		53.8	48.6
13/1/2024	13:56	53.1		55.5	49.9
13/1/2024	14:01	54.1		56.4	51.0
13/1/2024	14:06	52.8		55.4	49.8
13/1/2024	14:11	54.8	53.5	58.2	51.3
13/1/2024	14:16	51.3		54.4	49.1
13/1/2024	14:21	52.9		55.7	50.2
13/1/2024	14:26	54.2		57.3	52.4
13/1/2024	14:31	51.4		53.6	49.5
13/1/2024	14:36	53.6		55.3	51.2
13/1/2024	14:41	53.8	53.7	55.7	50.3
13/1/2024	14:46	53.9		55.8	52.1
13/1/2024	14:51	55.0		57.8	51.4
13/1/2024	14:56	53.8		57.0	51.8
13/1/2024	15:01	54.1		56.9	50.2
13/1/2024	15:06	53.6		56.0	51.2
13/1/2024	15:11	53.7	53.4	56.7	51.2
13/1/2024	15:16	51.5		55.3	49.3
13/1/2024	15:21	52.3		54.4	49.3
13/1/2024	15:26	54.7		57.1	51.3
13/1/2024	15:31	53.6		56.2	51.2
13/1/2024	15:36	53.8		56.1	50.5
13/1/2024	15:41	54.9	53.9	58.6	52.6
13/1/2024	15:46	52.3		55.3	49.6
13/1/2024	15:51	53.1		55.1	50.1
13/1/2024	15:56	54.9		57.5	52.6
13/1/2024	16:01	52.5		54.8	49.6
13/1/2024	16:06	54.8		57.6	51.7
13/1/2024	16:11	52.4	53.5	55.9	49.3
13/1/2024	16:16	52.7		55.5	49.4
13/1/2024	16:21	52.2		55.7	48.0
13/1/2024	16:26	55.2		57.6	51.8
13/1/2024	16:31	52.6		56.4	50.1
13/1/2024	16:36	53.3		56.4	50.7
13/1/2024	16:41	53.5	53.6	55.9	50.2
13/1/2024	16:46	52.8		56.6	49.8
13/1/2024	16:51	54.4		57.6	52.0
13/1/2024	16:56	54.8		58.9	51.6
13/1/2024	17:01	55.4		59.9	51.4
13/1/2024	17:06	54.9		59.6	51.7
13/1/2024	17:11	53.4	54.8	57.9	50.4
13/1/2024	17:16	55.3		58.2	51.3
13/1/2024	17:21	53.6		58.5	49.8
13/1/2024	17:26	55.5		59.2	52.5
13/1/2024	17:31	54.0		57.4	49.5
13/1/2024	17:36	54.3		58.4	49.9
13/1/2024	17:41	55.4	54.3	58.9	51.7
13/1/2024	17:46	54.0		58.5	50.3
13/1/2024	17:51	54.7		59.6	51.0
13/1/2024	17:56	53.4		57.3	49.2
13/1/2024	18:01	53.5		56.4	49.4
13/1/2024	18:06	54.8		58.9	50.5
13/1/2024	18:11	56.6	55.0	60.3	53.3
13/1/2024	18:16	53.5		57.4	50.3
13/1/2024	18:21	56.6		59.5	52.5
13/1/2024	18:26	53.6		57.3	49.9
13/1/2024	18:31	55.6		58.5	51.4
13/1/2024	18:36	53.3		56.3	50.1
13/1/2024	18:41	53.9	54.8	58.0	50.5
13/1/2024	18:46	56.3		60.1	52.4
13/1/2024	18:51	53.6		57.8	49.7
13/1/2024	18:56	55.5		58.4	51.8
		Mean	52.7		
		Maximum	55.0		
		Minimum	46.2		

Station: LFT_M11

Date	Start Time	Leq (5mins)	Leq (30mins)	L10 (5mins)	L90 (5mins)
14/1/2024	7:01	47.9		49.8	45.5
14/1/2024	7:06	48.5		50.5	46.3
14/1/2024	7:11	47.2	48.4	49.1	44.8
14/1/2024	7:16	48.9		51.1	46.5
14/1/2024	7:21	48.9		51.1	46.9
14/1/2024	7:26	48.9		50.9	47.0
14/1/2024	7:31	49.4		51.8	47.4
14/1/2024	7:36	47.2		49.2	44.8
14/1/2024	7:41	47.7	50.8	50.1	45.4
14/1/2024	7:46	52.1		54.3	49.8
14/1/2024	7:51	52.3		54.3	49.9
14/1/2024	7:56	52.9		54.8	50.9
14/1/2024	8:01	51.2		53.7	48.9
14/1/2024	8:06	52.0		54.3	50.1
14/1/2024	8:11	52.9	51.8	55.2	50.6
14/1/2024	8:16	51.6		54.0	49.1
14/1/2024	8:21	51.4		54.0	48.8
14/1/2024	8:26	51.2		53.4	48.8
14/1/2024	8:31	52.1		54.5	49.6
14/1/2024	8:36	51.4		54.0	49.1
14/1/2024	8:41	51.7	52.4	53.6	49.5
14/1/2024	8:46	51.5		53.5	49.4
14/1/2024	8:51	53.6		56.2	51.3
14/1/2024	8:56	53.7		56.2	51.0
14/1/2024	9:01	52.1		54.2	49.8
14/1/2024	9:06	50.7		52.7	48.4
14/1/2024	9:11	53.5	52.2	55.2	51.7
14/1/2024	9:16	50.9		52.8	49.1
14/1/2024	9:21	53.0		54.8	51.3
14/1/2024	9:26	52.4		54.9	50.1
14/1/2024	9:31	52.8		55.0	50.9
14/1/2024	9:36	53.5		55.3	51.3
14/1/2024	9:41	51.3	52.9	54.0	49.6
14/1/2024	9:46	52.9		55.6	50.5
14/1/2024	9:51	53.1		55.2	50.5
14/1/2024	9:56	53.3		56.0	50.6
14/1/2024	10:01	53.7		55.8	51.8
14/1/2024	10:06	53.9		56.7	52.2
14/1/2024	10:11	53.5	53.5	55.8	51.8
14/1/2024	10:16	53.2		55.3	50.7
14/1/2024	10:21	53.5		55.4	50.9
14/1/2024	10:26	53.4		56.4	50.6
14/1/2024	10:31	53.2		55.3	50.7
14/1/2024	10:36	53.4		56.1	51.6
14/1/2024	10:41	52.7	53.5	54.8	50.1
14/1/2024	10:46	54.1		56.7	51.7
14/1/2024	10:51	53.4		55.5	51.7
14/1/2024	10:56	54.2		56.7	52.0
14/1/2024	11:01	53.6		55.7	51.9
14/1/2024	11:06	53.4		56.2	50.5
14/1/2024	11:11	53.5	53.5	56.2	50.4
14/1/2024	11:16	54.1		56.4	51.9
14/1/2024	11:21	53.3		55.8	50.2
14/1/2024	11:26	53.3		55.7	50.1
14/1/2024	11:31	53.9		57.1	50.9
14/1/2024	11:36	53.3		56.0	50.9
14/1/2024	11:41	53.9	54.1	55.9	52.1
14/1/2024	11:46	54.3		57.4	51.4
14/1/2024	11:51	54.6		57.9	51.5
14/1/2024	11:56	54.3		56.9	51.9
14/1/2024	12:01	53.4		55.0	51.6
14/1/2024	12:06	52.9		56.0	49.8
14/1/2024	12:11	54.0	53.7	55.5	52.4
14/1/2024	12:16	53.9		56.9	51.0
14/1/2024	12:21	53.7		55.5	50.9
14/1/2024	12:26	54.1		56.2	52.1
14/1/2024	12:31	52.9		54.5	50.9
14/1/2024	12:36	53.7		56.7	50.7
14/1/2024	12:41	53.2	53.6	55.1	51.2
14/1/2024	12:46	54.1		57.1	51.0
14/1/2024	12:51	53.5		55.7	51.3
14/1/2024	12:56	54.1		56.2	50.9
14/1/2024	13:01	53.2		56.2	51.3
14/1/2024	13:06	53.8		56.7	51.3
14/1/2024	13:11	53.8	53.7	55.5	50.7
14/1/2024	13:16	54.2		57.0	51.8
14/1/2024	13:21	53.7		56.7	51.5
14/1/2024	13:26	53.6		56.7	50.2
14/1/2024	13:31	53.3		54.9	50.1
14/1/2024	13:36	53.9		56.6	50.5
14/1/2024	13:41	53.4	53.4	56.3	50.9
14/1/2024	13:46	52.7		54.4	49.8
14/1/2024	13:51	54.0		56.1	51.7
14/1/2024	13:56	53.2		55.6	51.0
14/1/2024	14:01	51.1		53.4	49.0
14/1/2024	14:06	52.6		55.1	50.6
14/1/2024	14:11	54.6	52.8	57.5	52.0
14/1/2024	14:16	53.2		56.0	49.8
14/1/2024	14:21	51.8		53.8	48.3
14/1/2024	14:26	52.4		54.4	49.0
14/1/2024	14:31	53.4		55.3	51.4
14/1/2024	14:36	51.5		53.5	48.8
14/1/2024	14:41	51.3	53.0	53.6	47.7
14/1/2024	14:46	52.1		54.8	49.7
14/1/2024	14:51	53.3		55.2	50.6
14/1/2024	14:56	55.2		57.5	51.5
14/1/2024	15:01	52.4		55.4	48.5
14/1/2024	15:06	53.2		56.3	50.5
14/1/2024	15:11	51.6	52.4	54.3	48.7
14/1/2024	15:16	51.8		53.8	48.8
14/1/2024	15:21	52.0		54.9	50.0
14/1/2024	15:26	52.9		56.0	49.1
14/1/2024	15:31	54.0		56.3	50.5
14/1/2024	15:36	53.2		55.7	50.8
14/1/2024	15:41	52.5	53.7	55.2	49.5
14/1/2024	15:46	52.3		55.4	49.7
14/1/2024	15:51	54.8		58.3	51.2
14/1/2024	15:56	54.7		58.4	51.4
14/1/2024	16:01	55.8		58.1	53.5
14/1/2024	16:06	55.2		57.9	52.3
14/1/2024	16:11	52.8	54.5	56.2	50.4
14/1/2024	16:16	54.2		57.2	51.8
14/1/2024	16:21	52.2		55.7	48.7
14/1/2024	16:26	55.6		58.4	52.0
14/1/2024	16:31	52.2		55.4	48.8
14/1/2024	16:36	54.2		57.3	50.1
14/1/2024	16:41	53.2	53.9	57.0	49.6
14/1/2024	16:46	55.9		59.5	51.8
14/1/2024	16:51	54.1		56.6	51.0
14/1/2024	16:56	53.1		56.4	49.0
14/1/2024	17:01	54.9		59.2	51.2
14/1/2024	17:06	55.8		59.8	52.2
14/1/2024	17:11	54.9	55.0	58.5	52.0
14/1/2024	17:16	56.1		60.0	52.6
14/1/2024	17:21	53.8		57.7	49.3
14/1/2024	17:26	53.7		56.6	50.6
14/1/2024	17:31	55.5		59.6	52.4
14/1/2024	17:36	55.5		58.5	50.7
14/1/2024	17:41	54.8	55.7	59.2	51.8
14/1/2024	17:46	55.2		58.9	50.4
14/1/2024	17:51	56.2		59.8	52.4
14/1/2024	17:56	56.7		60.4	52.4
14/1/2024	18:01	53.8		57.7	49.6
14/1/2024	18:06	53.9		57.9	50.9
14/1/2024	18:11	55.1	54.6	59.0	50.9
14/1/2024	18:16	56.4		59.9	53.5
14/1/2024	18:21	53.6		56.6	50.6
14/1/2024	18:26	53.9		57.0	50.7
14/1/2024	18:31	56.1		59.3	51.8
14/1/2024	18:36	56.2		59.7	53.0
14/1/2024	18:41	56.4	56.0	59.7	53.5
14/1/2024	18:46	55.1		59.3	52.0
14/1/2024	18:51	54.6		57.5	51.4
14/1/2024	18:56	56.9		60.7	53.4
		Mean	53.3		
		Maximum	56.0		
		Minimum	48.4		

Date	Start Time	Leq (5mins)	Leq (30mins)	L10 (5mins)	L90 (5mins)
15/1/2024	7:01	48.5		50.4	46.6
15/1/2024	7:06	52.3		54.4	50.2
15/1/2024	7:11	52.0	51.5	54.4	49.6
15/1/2024	7:16	51.2		53.5	49.1
15/1/2024	7:21	51.3		53.3	49.4
15/1/2024	7:26	52.8		55.1	50.9
15/1/2024	7:31	52.2		54.5	49.9
15/1/2024	7:36	51.7		54.0	49.5
15/1/2024	7:41	51.6	52.4	53.9	49.5
15/1/2024	7:46	52.9		55.1	50.9
15/1/2024	7:51	52.9		54.9	50.8
15/1/2024	7:56	52.9		55.2	50.4
15/1/2024	8:01	52.7		55.1	50.7
15/1/2024	8:06	52.3		54.6	50.2
15/1/2024	8:11	51.7	52.3	54.2	49.2
15/1/2024	8:16	53.0		55.4	51.1
15/1/2024	8:21	51.6		54.1	49.2
15/1/2024	8:26	52.1		54.5	49.5
15/1/2024	8:31	51.4		53.9	48.8
15/1/2024	8:36	52.7		54.9	50.4
15/1/2024	8:41	52.9	52.4	54.8	50.4
15/1/2024	8:46	52.8		54.8	50.3
15/1/2024	8:51	51.3		53.9	48.8
15/1/2024	8:56	52.9		55.3	50.9
15/1/2024	9:01	51.6		53.9	49.9
15/1/2024	9:06	53.0		55.1	50.9
15/1/2024	9:11	53.5	53.0	55.2	51.0
15/1/2024	9:16	53.1		55.7	51.0
15/1/2024	9:21	52.9		55.4	50.4
15/1/2024	9:26	53.8		55.6	52.1
15/1/2024	9:31	53.7		56.0	51.3
15/1/2024	9:36	53.4		56.0	51.1
15/1/2024	9:41	52.6	53.3	54.9	50.2
15/1/2024	9:46	53.0		55.0	50.6
15/1/2024	9:51	53.6		55.8	51.7
15/1/2024	9:56	53.2		55.9	50.6
15/1/2024	10:01	53.0		55.2	50.5
15/1/2024	10:06	54.2		57.0	51.3
15/1/2024	10:11	53.6	53.6	55.9	51.5
15/1/2024	10:16	53.9		56.5	52.0
15/1/2024	10:21	53.3		55.8	50.7
15/1/2024	10:26	53.5		55.8	50.9
15/1/2024	10:31	53.3		55.4	51.3
15/1/2024	10:36	53.7		55.7	51.8
15/1/2024	10:41	53.2	53.5	55.8	51.3
15/1/2024	10:46	53.7		56.4	51.4
15/1/2024	10:51	53.8		55.6	51.4
15/1/2024	10:56	53.2		55.2	51.3
15/1/2024	11:01	53.5		55.4	50.4
15/1/2024	11:06	53.4		55.1	51.6
15/1/2024	11:11	52.9	53.6	56.2	51.0
15/1/2024	11:16	54.2		56.0	51.6
15/1/2024	11:21	54.0		57.3	51.8
15/1/2024	11:26	53.6		56.3	51.4
15/1/2024	11:31	53.5		56.3	50.8
15/1/2024	11:36	53.7		56.9	51.7
15/1/2024	11:41	53.1	53.4	54.9	50.5
15/1/2024	11:46	53.1		55.2	51.1
15/1/2024	11:51	53.7		56.1	50.5
15/1/2024	11:56	53.5		56.2	50.8
15/1/2024	12:01	53.4		55.9	51.0
15/1/2024	12:06	54.0		56.1	51.9
15/1/2024	12:11	53.5	53.3	55.1	50.8
15/1/2024	12:16	53.7		56.3	52.2
15/1/2024	12:21	50.9		53.2	48.9
15/1/2024	12:26	53.8		56.3	51.5
15/1/2024	12:31	53.4		55.7	50.7
15/1/2024	12:36	53.3		55.6	50.8
15/1/2024	12:41	50.9	52.8	52.5	48.4
15/1/2024	12:46	51.0		53.5	48.7
15/1/2024	12:51	52.8		55.6	50.4
15/1/2024	12:56	54.2		56.6	51.9
15/1/2024	13:01	51.8		53.9	49.9
15/1/2024	13:06	52.5		54.4	50.7
15/1/2024	13:11	53.5		56.7	50.3
15/1/2024	13:16	52.5		55.5	49.9
15/1/2024	13:25	53.6		55.5	51.7
15/1/2024	13:30	53.8		55.9	51.9
15/1/2024	13:35	53.5		55.4	51.9
15/1/2024	13:40	52.4	53.0	54.9	49.5
15/1/2024	13:45	52.9		56.2	49.9
15/1/2024	13:50	51.7		54.3	48.9
15/1/2024	13:55	53.5		55.9	51.2
15/1/2024	14:00	53.9		55.6	50.8
15/1/2024	14:05	51.0		54.0	48.7
15/1/2024	14:10	51.2	52.5	54.2	48.9
15/1/2024	14:15	54.3		56.8	50.9
15/1/2024	14:20	51.8		53.6	49.0
15/1/2024	14:25	51.7		54.9	49.0
15/1/2024	14:30	53.9		57.4	52.0
15/1/2024	14:35	52.1		55.7	50.2
15/1/2024	14:40	52.0	52.8	55.0	49.1
15/1/2024	14:45	53.4		55.4	50.9
15/1/2024	14:50	53.2		56.4	50.4
15/1/2024	14:55	51.5		54.8	48.3
15/1/2024	15:00	54.1		56.5	51.7
15/1/2024	15:05	54.4		57.6	51.4
15/1/2024	15:10	54.2	54.1	56.0	51.9
15/1/2024	15:15	53.4		56.8	50.4
15/1/2024	15:20	52.6		54.9	50.0
15/1/2024	15:25	55.5		59.0	52.6
15/1/2024	15:30	55.8		59.2	53.4
15/1/2024	15:35	53.8		57.4	51.1
15/1/2024	15:40	55.6	55.1	59.1	52.8
15/1/2024	15:45	55.5		57.9	53.4
15/1/2024	15:50	55.1		58.8	52.3
15/1/2024	15:55	54.6		58.2	52.6
15/1/2024	16:00	52.8		55.2	49.3
15/1/2024	16:05	53.8		57.6	50.7
15/1/2024	16:10	54.3	54.0	58.2	50.6
15/1/2024	16:15	54.2		57.2	51.2
15/1/2024	16:20	55.3		58.7	52.1
15/1/2024	16:25	53.2		57.2	50.2
15/1/2024	16:30	55.3		58.0	51.7
15/1/2024	16:35	55.7	54.9	58.4	52.7
15/1/2024	16:40	54.0		56.7	51.3
15/1/2024	16:45	55.1		59.1	51.2
15/1/2024	16:50	54.0		58.1	50.3
15/1/2024	16:55	55.3		59.5	52.6
15/1/2024	17:00	54.7		57.8	50.7
15/1/2024	17:05	53.9		57.7	50.6
15/1/2024	17:10	53.1	54.3	56.5	50.7
15/1/2024	17:15	55.0		58.0	51.3
15/1/2024	17:20	55.0		57.8	51.2
15/1/2024	17:25	53.5		56.4	49.3
15/1/2024	17:30	54.1		58.5	49.9
15/1/2024	17:35	56.0		60.4	52.0
15/1/2024	17:40	53.6	54.5	57.2	49.1
15/1/2024	17:45	55.0		58.3	52.1
15/1/2024	17:50	53.7		57.5	50.4
15/1/2024	17:55	54.4		58.1	49.5
15/1/2024	18:00	56.8		59.9	52.5
15/1/2024	18:05	56.3		59.6	52.3
15/1/2024	18:10	56.6	55.6	59.8	51.8
15/1/2024	18:15	54.5		57.6	50.3
15/1/2024	18:20	54.1		58.8	49.7
15/1/2024	18:25	54.5		58.5	51.0
15/1/2024	18:30	56.0		59.2	52.9
15/1/2024	18:35	53.5		57.4	50.2
15/1/2024	18:40	56.3	55.5	60.3	52.8
15/1/2024	18:45	55.2		58.4	51.4
15/1/2024	18:50	54.0		58.3	50.7
15/1/2024	18:55	57.1		61.2	53.7
		Mean	53.5		
		Maximum	55.6		
		Minimum	51.5		

Date	Start Time	Leq (5mins)	Leq (30mins)	L10 (5mins)	L90 (5mins)
16/1/2024	7:00	46.8		48.7	45.0
16/1/2024	7:05	49.4		51.3	47.6
16/1/2024	7:10	48.9	50.0	50.7	47.2
16/1/2024	7:15	49.3		51.3	47.5
16/1/2024	7:20	51.6		53.3	49.6
16/1/2024	7:25	51.9		54.3	49.6
16/1/2024	7:30	52.4		54.3	50.5
16/1/2024	7:35	51.3		53.5	49.4
16/1/2024	7:40	51.3	51.5	53.6	48.9
16/1/2024	7:45	51.4		53.4	49.5
16/1/2024	7:50	51.3		53.3	49.1
16/1/2024	7:55	51.4		53.5	49.4
16/1/2024	8:00	51.3		53.4	49.3
16/1/2024	8:05	51.9		53.8	49.5
16/1/2024	8:10	52.4	52.1	54.4	50.3
16/1/2024	8:15	51.3		53.4	49.2
16/1/2024	8:20	53.2		55.6	50.8
16/1/2024	8:25	52.0		53.9	49.6
16/1/2024	8:30	53.0		55.6	50.7
16/1/2024	8:35	52.1		54.4	49.7
16/1/2024	8:40	51.0	51.8	53.6	48.4
16/1/2024	8:45	52.1		54.1	50.1
16/1/2024	8:50	50.9		52.8	48.4
16/1/2024	8:55	51.4		53.9	49.0
16/1/2024	9:00	51.3		53.4	49.1
16/1/2024	9:05	52.2		54.3	50.2
16/1/2024	9:10	51.1	52.3	53.1	48.7
16/1/2024	9:15	52.7		54.8	50.2
16/1/2024	9:20	53.3		55.8	51.4
16/1/2024	9:25	52.6		54.3	50.4
16/1/2024	9:30	52.6		55.3	50.7
16/1/2024	9:35	53.7		55.4	51.4
16/1/2024	9:40	52.8	53.3	55.4	50.7
16/1/2024	9:45	53.4		55.3	51.3
16/1/2024	9:50	53.3		55.8	50.7
16/1/2024	9:55	53.6		55.3	51.5
16/1/2024	10:00	52.8		55.2	50.2
16/1/2024	10:05	53.6		55.9	51.2
16/1/2024	10:10	53.5	53.3	56.0	50.9
16/1/2024	10:15	53.0		54.7	50.7
16/1/2024	10:20	53.4		55.5	51.7
16/1/2024	10:25	53.6		55.5	51.8
16/1/2024	10:30	53.2		55.4	51.1
16/1/2024	10:35	54.1		55.9	51.7
16/1/2024	10:40	53.6	53.5	56.0	51.0
16/1/2024	10:45	53.5		55.2	51.0
16/1/2024	10:50	53.5		55.4	51.7
16/1/2024	10:55	53.3		55.2	51.5
16/1/2024	11:00	54.1		56.3	52.4
16/1/2024	11:05	54.2		56.1	51.8
16/1/2024	11:10	53.9	53.9	55.7	51.7
16/1/2024	11:15	53.7		55.6	51.5
16/1/2024	11:20	52.9		55.1	51.2
16/1/2024	11:25	54.5		56.7	51.5
16/1/2024	11:30	54.2		57.0	50.9
16/1/2024	11:35	53.6		56.9	51.4
16/1/2024	11:40	53.7	53.7	56.3	51.3
16/1/2024	11:45	52.9		55.5	51.2
16/1/2024	11:50	54.6		56.4	51.3
16/1/2024	11:55	53.1		55.0	50.7
16/1/2024	12:00	53.1		54.8	51.3
16/1/2024	12:05	53.0		56.1	50.8
16/1/2024	12:10	53.9	53.6	56.9	52.2
16/1/2024	12:15	53.3		55.0	51.2
16/1/2024	12:20	54.2		56.3	51.6
16/1/2024	12:25	54.0		55.7	50.9
16/1/2024	12:30	53.3		56.3	50.5
16/1/2024	12:35	54.1		56.6	51.4
16/1/2024	12:40	53.8	53.7	56.3	51.7
16/1/2024	12:45	53.7		56.5	51.3
16/1/2024	12:50	53.5		55.3	50.4
16/1/2024	12:55	53.7		55.9	50.6
16/1/2024	13:00	53.8		56.9	51.9
16/1/2024	13:05	53.1		56.1	51.0
16/1/2024	13:10	53.9	53.3	56.1	51.3
16/1/2024	13:15	53.5		55.6	50.4
16/1/2024	13:20	52.5		54.9	50.7
16/1/2024	13:25	52.8		54.9	50.6
16/1/2024	13:30	52.5		54.1	49.8
16/1/2024	13:35	54.1		56.2	51.8
16/1/2024	13:40	52.1	53.3	55.1	49.8
16/1/2024	13:45	54.5		57.2	51.7
16/1/2024	13:50	52.8		55.8	49.4
16/1/2024	13:55	53.4		55.7	50.3
16/1/2024	14:00	54.4		57.4	52.0
16/1/2024	14:05	50.9		53.4	48.6
16/1/2024	14:10	52.2	52.9	54.6	49.1
16/1/2024	14:15	52.5		54.5	49.2
16/1/2024	14:20	53.6		56.0	51.0
16/1/2024	14:25	53.2		56.1	51.2
16/1/2024	14:30	51.6		53.6	49.0
16/1/2024	14:35	53.0		55.8	50.8
16/1/2024	14:40	53.9	53.2	56.8	50.8
16/1/2024	14:45	53.4		56.1	49.8
16/1/2024	14:50	53.4		56.2	50.4
16/1/2024	14:55	53.4		56.9	50.2
16/1/2024	15:00	54.5		57.6	51.7
16/1/2024	15:05	53.1	53.7	54.9	50.7
16/1/2024	15:10	53.1		56.5	51.0
16/1/2024	15:15	55.0		58.6	52.4
16/1/2024	15:20	52.4		55.7	49.8
16/1/2024	15:25	53.4		56.8	49.9
16/1/2024	15:30	55.5		58.3	53.4
16/1/2024	15:35	53.6		55.7	50.1
16/1/2024	15:40	53.1	54.2	56.4	50.2
16/1/2024	15:45	54.8		57.5	51.2
16/1/2024	15:50	52.9		55.0	50.7
16/1/2024	15:55	54.9		57.0	51.0
16/1/2024	16:00	53.0		55.2	50.3
16/1/2024	16:05	53.3		56.8	50.4
16/1/2024	16:10	55.9	54.3	59.7	53.2
16/1/2024	16:15	54.4		56.8	51.7
16/1/2024	16:20	55.4		57.6	52.6
16/1/2024	16:25	53.1		57.2	48.9
16/1/2024	16:30	54.9		58.5	51.2
16/1/2024	16:35	53.8	54.4	57.7	49.7
16/1/2024	16:40	55.7		58.0	52.2
16/1/2024	16:45	53.9		56.6	50.3
16/1/2024	16:50	52.9		55.7	50.4
16/1/2024	16:55	54.8		57.9	50.7
16/1/2024	17:00	53.1		56.5	50.6
16/1/2024	17:05	55.2		58.3	52.2
16/1/2024	17:10	53.2	54.5	56.8	49.3
16/1/2024	17:15	55.3		59.4	51.4
16/1/2024	17:20	54.6		56.9	51.2
16/1/2024	17:25	55.3		58.3	51.4
16/1/2024	17:30	53.9		57.6	50.4
16/1/2024	17:35	56.7		60.2	53.4
16/1/2024	17:40	55.4	55.2	59.7	51.2
16/1/2024	17:45	54.7		59.3	50.7
16/1/2024	17:50	53.5		57.4	50.2
16/1/2024	17:55	56.1		59.6	52.9
16/1/2024	18:00	54.8		57.8	50.0
16/1/2024	18:05	54.8		57.8	51.9
16/1/2024	18:10	53.6	54.8	57.5	50.3
16/1/2024	18:15	54.4		58.5	51.3
16/1/2024	18:20	56.5		60.9	52.7
16/1/2024	18:25	53.9		57.8	50.3
16/1/2024	18:30	56.9		60.0	52.9
16/

Station: LFT_M11

Date	Start Time	Leq (5mins)	Leq (30mins)	L10 (5mins)	L90 (5mins)
17/1/2024	7:00	47.1		48.9	45.1
17/1/2024	7:05	48.0		49.9	46.2
17/1/2024	7:10	49.4	49.8	51.2	47.7
17/1/2024	7:15	48.9		50.9	47.3
17/1/2024	7:20	51.2		53.2	49.5
17/1/2024	7:25	52.2		54.4	49.9
17/1/2024	7:30	52.8		54.7	50.4
17/1/2024	7:35	52.8		54.7	50.8
17/1/2024	7:40	52.4	52.4	54.8	50.2
17/1/2024	7:45	51.4		53.4	49.5
17/1/2024	7:50	52.6		54.6	50.7
17/1/2024	7:55	52.0		54.0	49.9
17/1/2024	8:00	51.3		53.5	49.2
17/1/2024	8:05	51.4		53.5	49.3
17/1/2024	8:10	52.9	51.7	55.1	50.5
17/1/2024	8:15	52.0		54.0	49.8
17/1/2024	8:20	50.2		52.2	47.9
17/1/2024	8:25	51.7		53.9	49.1
17/1/2024	8:30	53.2		55.3	51.2
17/1/2024	8:35	52.5		54.7	50.1
17/1/2024	8:40	53.0	52.7	55.3	50.5
17/1/2024	8:45	53.0		55.2	50.7
17/1/2024	8:50	53.0		55.0	51.0
17/1/2024	8:55	50.8		53.1	48.7
17/1/2024	9:00	53.4		55.6	51.2
17/1/2024	9:05	53.6		56.1	51.7
17/1/2024	9:10	51.7	52.8	53.7	49.7
17/1/2024	9:15	50.3		52.9	48.2
17/1/2024	9:20	53.6		55.6	51.6
17/1/2024	9:25	53.0		55.7	50.3
17/1/2024	9:30	53.8		56.4	51.6
17/1/2024	9:35	53.1	53.3	55.3	50.4
17/1/2024	9:40	53.4		55.9	51.6
17/1/2024	9:45	53.0		55.0	50.7
17/1/2024	9:50	53.5		56.1	51.2
17/1/2024	9:55	53.0		54.9	50.8
17/1/2024	10:00	53.3		55.1	50.9
17/1/2024	10:05	53.8		55.9	51.1
17/1/2024	10:10	53.7	53.4	56.0	51.6
17/1/2024	10:15	52.6		55.3	50.9
17/1/2024	10:20	53.4		56.0	51.2
17/1/2024	10:25	53.3		55.4	51.2
17/1/2024	10:30	53.7		56.3	51.0
17/1/2024	10:37	54.0		56.9	52.2
17/1/2024	10:42	54.2	53.9	56.6	51.8
17/1/2024	10:47	53.9		56.4	50.9
17/1/2024	10:52	54.2		56.7	51.4
17/1/2024	10:57	53.4		56.4	51.0
17/1/2024	11:02	53.4		55.3	50.8
17/1/2024	11:07	53.7		55.5	51.0
17/1/2024	11:12	53.5	53.5	56.3	50.6
17/1/2024	11:17	53.9		55.9	51.6
17/1/2024	11:22	53.4		55.5	50.7
17/1/2024	11:27	53.3		55.9	51.0
17/1/2024	11:32	54.6		57.4	51.8
17/1/2024	11:37	54.5		57.1	52.5
17/1/2024	11:42	54.5	54.2	57.5	51.6
17/1/2024	11:47	53.5		56.6	50.4
17/1/2024	11:52	53.0		55.7	51.1
17/1/2024	11:57	54.6		57.3	51.3
17/1/2024	12:02	52.9		54.9	50.5
17/1/2024	12:07	53.0		55.8	50.0
17/1/2024	12:12	54.3	53.5	57.4	51.3
17/1/2024	12:17	54.1		56.8	51.2
17/1/2024	12:22	53.2		56.0	50.5
17/1/2024	12:27	53.1		55.7	50.4
17/1/2024	12:32	54.0		56.3	51.6
17/1/2024	12:37	53.9		56.3	51.9
17/1/2024	12:42	53.4	53.6	54.9	50.4
17/1/2024	12:47	53.6		56.7	51.2
17/1/2024	12:52	53.4		55.8	51.0
17/1/2024	12:57	53.2		56.2	50.4
17/1/2024	13:02	53.6		56.4	50.7
17/1/2024	13:07	54.2		57.4	51.2
17/1/2024	13:12	54.0	54.0	55.7	51.8
17/1/2024	13:17	54.1		55.9	51.1
17/1/2024	13:22	54.5		56.1	51.4
17/1/2024	13:27	53.3		56.5	51.1
17/1/2024	13:32	53.7		56.7	50.6
17/1/2024	13:37	51.5		54.2	49.4
17/1/2024	13:42	53.7	53.1	56.0	50.7
17/1/2024	13:47	53.0		55.5	51.3
17/1/2024	13:52	54.5		56.4	52.9
17/1/2024	13:57	51.6		53.5	49.6
17/1/2024	14:02	51.9		54.6	49.1
17/1/2024	14:07	53.0		54.8	49.8
17/1/2024	14:12	52.2	53.3	55.7	50.1
17/1/2024	14:17	54.1		57.7	51.9
17/1/2024	14:22	52.7		56.3	50.9
17/1/2024	14:27	54.9		58.5	52.4
17/1/2024	14:32	54.6		57.2	51.4
17/1/2024	14:37	52.0		54.4	49.2
17/1/2024	14:42	54.8	54.1	58.2	52.9
17/1/2024	14:47	55.0		57.4	52.4
17/1/2024	14:52	53.3		56.8	50.3
17/1/2024	14:57	54.2		56.6	50.8
17/1/2024	15:02	51.7		53.8	48.3
17/1/2024	15:07	54.0		56.1	51.0
17/1/2024	15:12	54.2	53.6	57.3	50.3
17/1/2024	15:17	54.7		56.7	50.8
17/1/2024	15:22	53.8		57.0	50.8
17/1/2024	15:27	52.7		55.5	50.6
17/1/2024	15:32	54.2		57.9	50.6
17/1/2024	15:37	52.4		56.2	50.0
17/1/2024	15:42	53.7	53.8	57.5	51.1
17/1/2024	15:47	53.2		56.7	49.4
17/1/2024	15:52	54.8		57.9	52.6
17/1/2024	15:57	54.2		57.5	50.4
17/1/2024	16:02	52.6		55.7	48.8
17/1/2024	16:07	53.7		56.9	50.4
17/1/2024	16:12	53.2	54.3	56.9	50.8
17/1/2024	16:17	55.4		57.8	52.3
17/1/2024	16:22	56.1		58.6	53.1
17/1/2024	16:27	53.7		56.8	50.5
17/1/2024	16:32	53.2		56.0	50.4
17/1/2024	16:37	55.9		58.2	53.2
17/1/2024	16:42	54.6	54.2	57.5	50.5
17/1/2024	16:47	53.2		55.7	49.5
17/1/2024	16:52	53.5		57.0	50.2
17/1/2024	16:57	54.2		58.2	50.1
17/1/2024	17:02	53.2		57.4	49.7
17/1/2024	17:07	52.8		57.4	49.0
17/1/2024	17:12	55.8	55.2	59.7	52.9
17/1/2024	17:17	55.5		58.7	50.7
17/1/2024	17:22	56.4		60.6	51.5
17/1/2024	17:27	56.0		59.2	52.7
17/1/2024	17:32	56.4		59.6	51.6
17/1/2024	17:37	55.0		58.8	51.0
17/1/2024	17:42	53.9	55.3	56.9	50.5
17/1/2024	17:47	55.1		58.2	51.7
17/1/2024	17:52	54.6		58.4	49.8
17/1/2024	17:57	56.2		60.2	52.1
17/1/2024	18:02	56.3		59.2	52.1
17/1/2024	18:07	53.9		57.3	50.8
17/1/2024	18:12	54.0	55.1	57.7	50.3
17/1/2024	18:17	56.1		59.1	52.6
17/1/2024	18:22	54.5		57.4	51.2
17/1/2024	18:27	55.0		58.4	51.5
17/1/2024	18:32	56.9		60.4	52.7
17/1/2024	18:37	56.3		59.7	52.6
17/1/2024	18:42	53.9	55.9	57.4	49.9
17/1/2024	18:47	57.1		60.0	53.1
17/1/2024	18:52	53.5		56.9	49.5
17/1/2024	18:57	56.3		60.6	53.2
		Mean	53.6		
		Maximum	55.9		
		Minimum	49.8		

Date	Start Time	Leq (5mins)	Leq (30mins)	L10 (5mins)	L90 (5mins)
18/1/2024	7:02	49.0		50.6	47.2
18/1/2024	7:07	47.5		49.6	45.1
18/1/2024	7:12	47.8	50.1	49.8	45.5
18/1/2024	7:17	47.8		49.8	45.9
18/1/2024	7:22	52.5		54.9	50.6
18/1/2024	7:27	52.5		54.7	50.4
18/1/2024	7:32	52.8		55.1	50.4
18/1/2024	7:37	51.7		54.0	49.8
18/1/2024	7:42	52.9	52.3	55.3	50.5
18/1/2024	7:47	52.1		54.4	50.0
18/1/2024	7:52	52.0		54.4	49.6
18/1/2024	7:57	52.1		54.5	50.1
18/1/2024	8:02	52.5		54.8	50.5
18/1/2024	8:07	52.6		54.7	50.5
18/1/2024	8:12	52.3	51.8	54.9	50.4
18/1/2024	8:17	51.9		53.9	49.9
18/1/2024	8:22	50.3		52.6	48.2
18/1/2024	8:27	50.3		52.8	48.1
18/1/2024	8:32	53.6		55.7	51.7
18/1/2024	8:37	50.8		52.8	48.5
18/1/2024	8:42	50.4	52.1	52.7	48.3
18/1/2024	8:47	53.1		55.7	50.7
18/1/2024	8:52	51.4		53.8	49.4
18/1/2024	8:57	52.5		54.9	50.5
18/1/2024	9:02	53.6		56.2	51.0
18/1/2024	9:07	51.9		54.5	49.7
18/1/2024	9:12	51.3	52.6	53.8	48.6
18/1/2024	9:17	51.9		54.4	49.6
18/1/2024	9:22	52.6		54.4	50.5
18/1/2024	9:27	53.6		56.1	51.1
18/1/2024	9:32	53.7		56.3	51.3
18/1/2024	9:37	52.7	53.2	55.1	50.5
18/1/2024	9:42	53.4		55.3	51.0
18/1/2024	9:47	53.4		55.2	51.2
18/1/2024	9:52	52.6		55.1	50.4
18/1/2024	9:57	53.5		56.2	51.1
18/1/2024	10:02	53.0		55.1	50.8
18/1/2024	10:07	53.0		55.3	50.2
18/1/2024	10:12	53.6	53.4	56.6	51.9
18/1/2024	10:17	53.2		55.0	51.3
18/1/2024	10:22	53.6		55.4	51.1
18/1/2024	10:27	54.1		57.1	51.6
18/1/2024	10:32	53.4		55.1	51.4
18/1/2024	10:37	53.8		55.8	51.2
18/1/2024	10:42	53.7	53.7	55.7	51.6
18/1/2024	10:47	54.0		55.7	51.3
18/1/2024	10:52	54.0		56.6	51.6
18/1/2024	10:57	53.5		55.9	51.1
18/1/2024	11:02	54.2		56.9	51.5
18/1/2024	11:07	54.2		57.1	52.0
18/1/2024	11:12	53.2	53.6	55.3	51.0
18/1/2024	11:17	53.8		56.2	50.6
18/1/2024	11:22	52.9		55.9	50.6
18/1/2024	11:27	52.9		55.1	49.6
18/1/2024	11:32	53.2		55.3	50.7
18/1/2024	11:37	53.6		56.1	51.2
18/1/2024	11:42	54.5	53.7	56.4	51.3
18/1/2024	11:47	53.1		54.9	50.2
18/1/2024	11:52	54.5		57.2	51.5
18/1/2024	11:57	53.1		54.9	50.1
18/1/2024	12:02	53.3		55.8	50.3
18/1/2024	12:07	54.0		55.7	51.5
18/1/2024	12:12	53.9	53.9	55.6	52.4
18/1/2024	12:17	54.1		56.1	52.5
18/1/2024	12:22	53.9		55.4	52.2
18/1/2024	12:27	54.2		56.3	51.7
18/1/2024	12:32	53.9		55.7	51.5
18/1/2024	12:37	53.9		56.7	51.0
18/1/2024	12:42	53.5	53.4	56.4	51.3
18/1/2024	12:47	53.7		55.3	51.7
18/1/2024	12:52	53.4		56.2	51.2
18/1/2024	12:57	51.3		54.2	48.9
18/1/2024	13:02	51.7		53.6	49.5
18/1/2024	13:07	53.8		55.5	52.1
18/1/2024	13:12	54.1	53.1	56.7	51.7
18/1/2024	13:17	51.8		54.4	48.5
18/1/2024	13:22	51.1		53.7	48.7
18/1/2024	13:27	54.9		58.2	52.9
18/1/2024	13:32	51.7		55.1	49.1
18/1/2024	13:37	51.2		53.5	47.8
18/1/2024	13:42	51.1	52.5	54.1	49.2
18/1/2024	13:47	53.5		56.1	51.9
18/1/2024	13:52	53.5		56.1	51.9
18/1/2024	13:57	53.0		55.2	50.8
18/1/2024	14:02	53.8		57.2	51.4
18/1/2024	14:07	55.2		58.5	52.8
18/1/2024	14:12	53.0	54.0	56.3	49.8
18/1/2024	14:17	54.9		58.3	53.1
18/1/2024	14:22	53.5		56.9	51.1
18/1/2024	14:27	53.1		55.9	49.5
18/1/2024	14:32	53.4		55.7	51.2
18/1/2024	14:37	51.8		54.4	48.6
18/1/2024	14:42	51.9	52.9	55.1	48.4
18/1/2024	14:47	52.3		55.8	50.5
18/1/2024	14:52	51.7		54.4	49.4
18/1/2024	14:57	55.2		58.7	52.0
18/1/2024	15:02	53.8		56.7	50.7
18/1/2024	15:07	52.6		55.0	49.6
18/1/2024	15:12	54.3	54.2	56.5	51.8
18/1/2024	15:17	54.1		57.4	51.8
18/1/2024	15:22	55.2		59.1	52.1
18/1/2024	15:27	54.7		57.5	51.6
18/1/2024	15:32	53.6		56.8	51.0
18/1/2024	15:37	52.3		56.2	50.3
18/1/2024	15:42	55.0	54.1	57.3	51.1
18/1/2024	15:47	54.9		57.4	51.3
18/1/2024	15:52	54.8		57.6	51.1
18/1/2024	15:57	53.4		55.6	51.4
18/1/2024	16:02	53.1		56.7	50.3
18/1/2024	16:07	53.6		56.0	51.3
18/1/2024	16:12	55.6	53.9	58.2	51.4
18/1/2024	16:17	52.9		56.2	50.0
18/1/2024	16:22	53.8		57.6	49.6
18/1/2024	16:27	54.0		56.7	50.3
18/1/2024	16:32	55.9		58.8	51.8
18/1/2024	16:37	53.1	54.7	55.9	50.4
18/1/2024	16:42	54.6		57.4	51.4
18/1/2024	16:47	53.6		56.8	51.1
18/1/2024	16:52	53.0		57.2	50.0
18/1/2024	16:57	56.5		60.1	53.0
18/1/2024	17:02	53.3		56.5	51.0
18/1/2024	17:07	56.0		60.2	52.8
18/1/2024	17:12	56.7	55.4	60.6	53.4
18/1/2024	17:17	55.7		59.5	51.2
18/1/2024	17:22	53.8		57.2	50.9
18/1/2024	17:27	55.7		60.1	51.2
18/1/2024	17:32	54.4		57.6	50.3
18/1/2024	17:37	55.6		58.9	51.8
18/1/2024	17:42	56.6	55.2	60.3	53.2
18/1/2024	17:47	53.9		58.5	49.0
18/1/2024	17:52	55.6		60.3	51.5
18/1/2024	17:57	54.6		59.5	49.7
18/1/2024	18:02	55.1		59.9	51.3
18/1/2024	18:07	54.9		58.5	51.5
18/1/2024	18:12	57.1	55.5	61.3	54.2
18/1/2024	18:17	56.5		60.6	52.9
18/1/2024	18:22	55.0		58.3	50.9
18/1/2024	18:27	53.6		57.8	49.3
18/1/2024	18:32	55.4		59.0	52.3
18/1/2024	18:37	54.0		58.3	50.6
18/1/2024	18:42	54.7	55.1	58.7	50.4
18/1/2024	18:47	55.0		58.4	51.3
18/1/2024	18:52	54.9		58.5	50.8
18/1/2024	18:57	56.4		60.2	52.1
		Mean	53.5		
		Maximum	55.5		
		Minimum	50.1		

Date	Start Time	Leq (5mins)	Leq (30mins)	L10 (5mins)	L90 (5mins)
19/1/2024	7:02	52.3		54.3	50.5
19/1/2024	7:07	52.1		54.0	50.2
19/1/2024	7:12	51.7	52.2	54.1	49.4
19/1/2024	7:17	52.7		55.1	50.6
19/1/2024	7:22	51.4		53.3	49.3
19/1/2024	7:27	52.9		55.1	51.0
19/1/2024	7:32	52.4		54.6	50.0
19/1/2024	7:37	51.8		54.2	49.5
19/1/2024	7:42	52.9	52.3	54.9	51.0
19/1/2024	7:47	51.7		53.7	49.8
19/1/2024	7:52	52.7		54.6	50.5
19/1/2024	7:57	52.4		54.3	50.2
19/1/2024	8:02	52.3		54.4	50.1
19/1/2024	8:07	50.6		52.9	48.3
19/1/2024	8:12	53.7	51.8	55.9	51.7
19/1/2024	8:17	51.8		53.9	49.6
19/1/2024	8:22	50.3		52.5	48.2
19/1/2024	8:27	51.0		52.9	48.9
19/1/2024	8:32	52.9		54.9	50.3
19/1/2024	8:37	50.8		52.9	48.4
19/1/2024	8:42	50.5	52.0	52.7	48.4
19/1/2024	8:47	52.9		55.3	50.7
19/1/2024	8:52	50.9		53.4	48.5
19/1/2024	8:57	53.1		55.0	50.8
19/1/2024	9:02	53.8		56.4	51.6
19/1/2024	9:07	53.4		56.1	51.5
19/1/2024	9:12	53.7	53.7	55.6	51.3
19/1/2024	9:17	53.6		56.0	51.6
19/1/2024	9:22	53.5		56.2	51.3
19/1/2024	9:27	53.9		55.8	51.9
19/1/2024	9:32	53.9		56.1	51.6
19/1/2024	9:37	53.0	53.5	55.7	50.7
19/1/2024	9:42	53.9		55.7	51.6
19/1/2024	9:47	52.6		54.5	50.7
19/1/2024	9:52	53.3		55.7	51.1
19/1/2024	9:57	54.2		56.9	52.0
19/1/2024	10:02	53.5		55.5	51.1
19/1/2024	10:07	53.9		55.8	51.4
19/1/2024	10:12	53.9	53.6	55.7	51.3
19/1/2024	10:17	53.9		56.1	52.2
19/1/2024	10:22	53.3		56.1	50.4
19/1/2024	10:27	53.3		56.2	51.5
19/1/2024	10:32	53.8		56.7	51.6
19/1/2024	10:37	52.7		54.5	51.0
19/1/2024	10:42	53.2	53.3	54.9	51.1
19/1/2024	10:47	52.7		55.2	50.8
19/1/2024	10:52	53.7		55.8	51.0
19/1/2024	10:57	53.5		56.0	51.8
19/1/2024	11:02	53.6		56.4	50.8
19/1/2024	11:07	53.0		56.3	49.7
19/1/2024	11:12	53.6	53.6	56.4	50.9
19/1/2024	11:17	53.6		56.8	51.4
19/1/2024	11:22	53.5		55.6	50.5
19/1/2024	11:27	54.2		56.3	52.1
19/1/2024	11:32	53.8		56.8	51.2
19/1/2024	11:37	53.5		55.7	50.4
19/1/2024	11:42	53.3	53.6	56.2	50.7
19/1/2024	11:47	53.8		56.4	50.9
19/1/2024	11:52	53.8		57.0	51.8
19/1/2024	11:57	53.4		55.2	50.8
19/1/2024	12:02	53.7		56.2	50.7
19/1/2024	12:07	53.7		55.2	52.1
19/1/2024	12:12	53.9	53.6	56.0	52.3
19/1/2024	12:17	54.1		56.8	52.3
19/1/2024	12:22	52.9		55.6	50.3
19/1/2024	12:27	53.5		55.1	50.7
19/1/2024	12:32	54.1		55.9	51.0
19/1/2024	12:37	53.9		55.6	51.6
19/1/2024	12:42	53.7	53.7	55.4	51.4
19/1/2024	12:47	53.1		55.6	50.0
19/1/2024	12:52	54.1		55.7	52.0
19/1/2024	12:57	53.1		56.0	50.0
19/1/2024	13:02	54.0		57.1	52.0
19/1/2024	13:07	53.1		55.2	49.8
19/1/2024	13:12	53.1		54.8	51.0
19/1/2024	13:17	54.1		56.9	51.5
19/1/2024	13:22	50.7		53.8	47.3
19/1/2024	13:32	53.0		55.7	51.4
19/1/2024	13:37	53.3		55.4	51.5
19/1/2024	13:42	53.6	53.2	56.0	51.8
19/1/2024	13:47	52.6		55.6	50.5
19/1/2024	13:52	53.0		55.5	50.7
19/1/2024	13:57	53.5		56.1	50.4
19/1/2024	14:02	54.0		56.6	51.2
19/1/2024	14:07	51.9		53.9	48.8
19/1/2024	14:12	54.8	53.5	58.1	51.9
19/1/2024	14:17	53.0		56.4	50.9
19/1/2024	14:22	54.5		57.2	52.6
19/1/2024	14:27	51.6		54.8	49.4
19/1/2024	14:32	55.1		57.7	52.1
19/1/2024	14:37	53.2		55.4	50.9
19/1/2024	14:42	52.8	53.8	56.2	50.9
19/1/2024	14:47	54.7		56.7	52.8
19/1/2024	14:52	51.7		53.9	49.0
19/1/2024	14:57	54.2		57.3	51.4
19/1/2024	15:02	53.9		57.4	50.7
19/1/2024	15:07	54.7	54.5	56.6	51.4
19/1/2024	15:12	55.1		57.3	52.5
19/1/2024	15:17	54.3		57.0	50.7
19/1/2024	15:22	54.7		57.4	52.2
19/1/2024	15:27	54.0		57.7	50.9
19/1/2024	15:32	55.8		58.1	52.0
19/1/2024	15:37	53.8		56.3	51.4
19/1/2024	15:42	52.5	53.9	56.1	48.8
19/1/2024	15:47	53.8		56.7	51.8
19/1/2024	15:52	53.2		56.1	49.5
19/1/2024	15:57	53.3		56.9	51.0
19/1/2024	16:02	55.0		58.1	51.6
19/1/2024	16:07	55.6		58.5	51.7
19/1/2024	16:12	54.2	54.4	58.1	50.6
19/1/2024	16:17	54.9		58.4	52.6
19/1/2024	16:22	52.8		55.9	50.1
19/1/2024	16:27	53.6		56.0	50.0
19/1/2024	16:32	53.8		56.6	51.3
19/1/2024	16:37	54.6	54.1	58.8	51.0
19/1/2024	16:42	54.4		57.2	51.5
19/1/2024	16:47	54.9		57.4	51.9
19/1/2024	16:52	53.5		56.7	50.4
19/1/2024	16:57	53.0		55.5	49.5
19/1/2024	17:02	55.1		58.6	52.2
19/1/2024	17:07	55.6		58.1	52.7
19/1/2024	17:12	55.2	55.1	58.8	52.4
19/1/2024	17:17	55.4		59.2	50.7
19/1/2024	17:22	54.5		58.6	50.7
19/1/2024	17:27	54.9		58.6	51.0
19/1/2024	17:32	55.8		59.3	52.4
19/1/2024	17:37	54.3		57.2	50.7
19/1/2024	17:42	53.9	54.8	58.3	50.1
19/1/2024	17:47	53.6		57.7	49.2
19/1/2024	17:52	54.6		57.9	51.5
19/1/2024	17:57	56.2		60.3	51.8
19/1/2024	18:02	54.3		58.3	51.2
19/1/2024	18:07	56.8		60.2	52.1
19/1/2024	18:12	53.9	55.1	58.4	49.9
19/1/2024	18:17	55.6		59.4	52.2
19/1/2024	18:22	55.5		59.3	51.3
19/1/2024	18:27	53.3		56.8	49.5
19/1/2024	18:32	55.2		59.4	52.2
19/1/2024	18

Station: LFT_M11

Date	Start Time	Leq (5mins)	Leq (30mins)	L10 (5mins)	L90 (5mins)
20/1/2024	7:02	48.0		49.8	46.0
20/1/2024	7:07	47.7		49.4	46.0
20/1/2024	7:12	47.7	48.0	49.7	45.9
20/1/2024	7:17	47.5		49.6	45.6
20/1/2024	7:22	49.1		51.4	47.2
20/1/2024	7:27	47.7		49.7	45.4
20/1/2024	7:32	51.2		53.3	49.1
20/1/2024	7:37	51.5		53.8	49.6
20/1/2024	7:42	51.3	51.4	53.7	48.9
20/1/2024	7:47	51.5		53.5	49.5
20/1/2024	7:52	51.2		53.1	49.3
20/1/2024	7:57	51.8		54.2	49.5
20/1/2024	8:02	52.2		54.1	50.1
20/1/2024	8:07	52.7		55.0	50.4
20/1/2024	8:12	52.1	52.4	54.0	50.0
20/1/2024	8:17	52.7		54.9	50.5
20/1/2024	8:22	52.8		55.1	50.7
20/1/2024	8:27	51.9		54.3	49.9
20/1/2024	8:32	53.1		55.5	51.1
20/1/2024	8:37	51.7		53.7	49.6
20/1/2024	8:42	52.1	52.6	54.3	50.1
20/1/2024	8:47	51.4		53.5	49.3
20/1/2024	8:52	53.7		55.7	51.3
20/1/2024	8:57	53.0		55.3	50.6
20/1/2024	9:02	52.4		54.8	49.9
20/1/2024	9:07	52.8		54.8	50.4
20/1/2024	9:12	50.4	51.8	52.7	48.1
20/1/2024	9:17	51.1		52.8	49.2
20/1/2024	9:22	52.3		54.6	49.8
20/1/2024	9:27	51.2		53.4	48.7
20/1/2024	9:32	53.8		55.7	51.6
20/1/2024	9:37	53.2		55.1	51.4
20/1/2024	9:42	53.5	53.3	55.3	51.8
20/1/2024	9:47	53.3		55.0	51.4
20/1/2024	9:52	53.2		55.8	50.7
20/1/2024	9:57	53.0		55.3	50.8
20/1/2024	10:02	53.5		55.4	51.6
20/1/2024	10:07	52.8		55.1	50.5
20/1/2024	10:12	53.9	53.5	56.3	51.2
20/1/2024	10:17	53.5		55.6	51.3
20/1/2024	10:22	53.9		56.8	51.8
20/1/2024	10:27	53.3		55.7	51.4
20/1/2024	10:32	54.0		56.1	51.6
20/1/2024	10:37	53.3		56.1	50.9
20/1/2024	10:42	53.9	53.8	55.6	51.7
20/1/2024	10:47	53.2		56.0	50.3
20/1/2024	10:52	54.0		55.8	52.2
20/1/2024	10:57	54.2		56.2	52.1
20/1/2024	11:02	54.1		55.9	52.1
20/1/2024	11:07	53.4		55.1	50.6
20/1/2024	11:12	53.2	53.6	56.1	51.2
20/1/2024	11:17	53.7		55.7	51.9
20/1/2024	11:22	53.5		56.2	50.8
20/1/2024	11:27	53.5		55.9	50.2
20/1/2024	11:32	53.1		55.3	50.3
20/1/2024	11:37	53.7		56.6	51.9
20/1/2024	11:42	54.2	53.7	56.9	51.0
20/1/2024	11:47	53.2		55.7	50.0
20/1/2024	11:52	54.1		56.7	52.4
20/1/2024	11:57	53.7		55.5	51.5
20/1/2024	12:02	53.5		56.3	51.2
20/1/2024	12:07	54.2		57.3	52.0
20/1/2024	12:12	53.3	53.7	56.3	50.9
20/1/2024	12:17	54.2		56.5	51.3
20/1/2024	12:22	53.7		56.8	50.6
20/1/2024	12:27	53.4		55.8	50.6
20/1/2024	12:32	54.1		56.5	52.1
20/1/2024	12:37	54.2		56.3	52.6
20/1/2024	12:42	53.1	53.8	56.0	50.9
20/1/2024	12:47	53.1		56.2	50.8
20/1/2024	12:52	53.8		55.7	51.7
20/1/2024	12:57	54.1		57.0	51.5
20/1/2024	13:02	51.2		53.4	49.7
20/1/2024	13:07	54.0		56.6	51.7
20/1/2024	13:12	52.6	52.7	54.2	49.6
20/1/2024	13:17	52.7		55.5	50.6
20/1/2024	13:22	51.9		54.9	49.1
20/1/2024	13:27	53.2		56.0	50.0
20/1/2024	13:32	54.2		57.5	52.5
20/1/2024	13:37	50.8		53.7	47.8
20/1/2024	13:42	52.6	52.7	54.6	50.1
20/1/2024	13:47	53.0		54.9	50.2
20/1/2024	13:52	51.5		54.6	49.9
20/1/2024	13:57	53.2		55.0	50.5
20/1/2024	14:02	51.5		53.2	48.1
20/1/2024	14:07	52.7		55.4	49.9
20/1/2024	14:12	52.6	53.2	55.2	49.2
20/1/2024	14:17	55.2		57.2	51.6
20/1/2024	14:22	52.8		55.6	50.3
20/1/2024	14:27	53.3		55.6	49.9
20/1/2024	14:32	53.9		57.2	50.9
20/1/2024	14:37	52.3		55.2	48.7
20/1/2024	14:42	55.2	53.4	58.1	52.4
20/1/2024	14:47	54.3		56.3	51.2
20/1/2024	14:52	51.5		55.0	48.3
20/1/2024	14:57	51.6		54.4	49.5
20/1/2024	15:02	53.6		56.0	51.1
20/1/2024	15:07	51.7		54.9	49.5
20/1/2024	15:12	54.5	53.2	57.7	52.4
20/1/2024	15:17	52.3		55.8	49.1
20/1/2024	15:22	52.8		56.7	49.5
20/1/2024	15:27	53.8		56.0	51.5
20/1/2024	15:32	53.4		57.2	51.1
20/1/2024	15:37	55.2		57.3	52.8
20/1/2024	15:42	54.8	54.3	58.2	52.5
20/1/2024	15:47	53.1		56.8	49.2
20/1/2024	15:52	52.6		55.8	50.4
20/1/2024	15:57	55.8		59.3	53.3
20/1/2024	16:02	53.7		56.9	51.1
20/1/2024	16:07	54.7		58.1	51.2
20/1/2024	16:12	55.0	54.1	58.6	52.0
20/1/2024	16:17	53.1		55.4	49.3
20/1/2024	16:22	53.7		57.6	50.5
20/1/2024	16:27	54.1		58.2	51.4
20/1/2024	16:32	53.0		55.5	50.2
20/1/2024	16:37	53.0		56.5	50.6
20/1/2024	16:42	55.9	54.9	59.9	52.5
20/1/2024	16:47	55.7		59.4	52.2
20/1/2024	16:52	54.8		58.1	51.9
20/1/2024	16:57	56.1		59.9	52.0
20/1/2024	17:02	55.1		58.2	52.8
20/1/2024	17:07	55.8		59.7	53.4
20/1/2024	17:12	53.4	55.5	57.2	49.4
20/1/2024	17:17	56.4		61.3	51.7
20/1/2024	17:22	55.0		59.3	51.8
20/1/2024	17:27	56.5		60.3	53.0
20/1/2024	17:32	54.7		58.6	50.8
20/1/2024	17:37	56.7		60.6	52.6
20/1/2024	17:42	54.6	55.6	59.2	50.1
20/1/2024	17:47	56.3		59.4	52.8
20/1/2024	17:52	56.6		59.8	53.5
20/1/2024	17:57	54.1		57.9	49.6
20/1/2024	18:02	55.9		60.4	51.0
20/1/2024	18:07	55.2		59.3	52.3
20/1/2024	18:12	54.7	55.4	58.8	49.8
20/1/2024	18:17	54.9		59.0	50.8
20/1/2024	18:22	55.9		59.7	52.4
20/1/2024	18:27	55.6		59.3	51.5
20/1/2024	18:32	54.6		57.7	50.9
20/1/2024	18:37	54.1		58.2	51.0
20/1/2024	18:42	53.9	54.7	56.8	50.9
20/1/2024	18:47	56.6		60.3	53.6
20/1/2024	18:52	54.8		58.0	50.9
20/1/2024	18:57	53.6		57.0	50.3
		Mean	53.4		
		Maximum	55.6		
		Minimum	48.0		

Date	Start Time	Leq (5mins)	Leq (30mins)	L10 (5mins)	L90 (5mins)
21/1/2024	7:02	48.6		50.3	46.9
21/1/2024	7:07	48.1		50.1	46.2
21/1/2024	7:12	52.4	51.2	54.4	50.8
21/1/2024	7:17	51.6		53.7	49.5
21/1/2024	7:22	52.0		54.0	50.0
21/1/2024	7:27	52.4		54.5	50.4
21/1/2024	7:32	51.2		53.6	49.3
21/1/2024	7:37	51.5		53.7	49.3
21/1/2024	7:42	51.3	51.8	53.4	49.2
21/1/2024	7:47	51.3		53.3	48.9
21/1/2024	7:52	52.8		55.2	50.9
21/1/2024	7:57	52.2		54.2	49.9
21/1/2024	8:02	51.2		53.6	49.3
21/1/2024	8:07	52.4		54.8	50.3
21/1/2024	8:12	52.7	51.8	55.1	50.8
21/1/2024	8:17	50.7		53.3	48.8
21/1/2024	8:22	50.6		52.8	48.5
21/1/2024	8:27	52.8		55.4	50.6
21/1/2024	8:32	52.1		54.2	50.1
21/1/2024	8:37	53.4		55.8	51.0
21/1/2024	8:42	50.8	52.2	52.8	48.8
21/1/2024	8:47	53.4		55.7	51.3
21/1/2024	8:52	51.9		54.5	49.4
21/1/2024	8:57	50.5		53.0	48.6
21/1/2024	9:02	51.6		53.7	49.7
21/1/2024	9:07	52.8		54.9	50.3
21/1/2024	9:12	53.3	53.1	55.2	50.9
21/1/2024	9:17	53.8		55.7	51.2
21/1/2024	9:22	53.6		55.4	51.5
21/1/2024	9:27	53.3		56.0	51.0
21/1/2024	9:32	53.5		55.6	51.3
21/1/2024	9:37	52.6	53.0	54.3	50.1
21/1/2024	9:42	52.6		55.3	50.8
21/1/2024	9:47	53.8		56.2	52.1
21/1/2024	9:52	52.6		55.0	50.4
21/1/2024	9:57	52.6		54.4	50.7
21/1/2024	10:02	53.8		56.5	51.3
21/1/2024	10:07	53.5		56.0	50.8
21/1/2024	10:12	53.7	53.8	56.1	51.4
21/1/2024	10:17	53.7		56.1	51.8
21/1/2024	10:22	54.1		56.1	51.2
21/1/2024	10:27	54.2		56.9	52.5
21/1/2024	10:32	54.0		56.4	51.2
21/1/2024	10:37	53.6		56.4	50.6
21/1/2024	10:42	53.6	53.7	55.8	50.9
21/1/2024	10:47	53.9		55.9	51.5
21/1/2024	10:52	53.7		55.7	50.7
21/1/2024	10:57	53.2		55.5	51.2
21/1/2024	11:02	53.7		56.2	51.1
21/1/2024	11:07	53.6		56.1	51.7
21/1/2024	11:12	52.9	53.5	55.8	51.1
21/1/2024	11:17	54.3		57.4	51.4
21/1/2024	11:22	53.3		56.2	51.1
21/1/2024	11:27	53.1		56.0	50.4
21/1/2024	11:32	53.2		56.0	49.9
21/1/2024	11:37	54.4		56.7	52.1
21/1/2024	11:42	52.9	53.8	54.9	50.0
21/1/2024	11:47	54.2		57.1	51.1
21/1/2024	11:52	54.4		57.4	51.2
21/1/2024	11:57	53.2		56.5	49.9
21/1/2024	12:02	53.9		56.8	51.8
21/1/2024	12:07	54.0		57.3	51.8
21/1/2024	12:12	54.2	54.0	57.1	52.3
21/1/2024	12:17	54.1		55.8	51.5
21/1/2024	12:22	54.1		56.1	51.0
21/1/2024	12:27	53.4		55.4	51.9
21/1/2024	12:32	53.2		55.5	50.9
21/1/2024	12:37	54.2		57.3	52.4
21/1/2024	12:42	53.1	53.6	56.0	50.6
21/1/2024	12:47	53.5		55.8	51.2
21/1/2024	12:52	54.4		56.2	51.8
21/1/2024	12:57	53.0		55.4	50.0
21/1/2024	13:02	53.3		55.0	50.3
21/1/2024	13:07	53.2		55.0	51.1
21/1/2024	13:12	53.2	53.3	56.1	51.3
21/1/2024	13:17	53.7		55.8	50.3
21/1/2024	13:22	53.2		55.9	51.1
21/1/2024	13:27	53.2		55.4	51.3
21/1/2024	13:32	53.5		55.7	51.9
21/1/2024	13:37	53.4		56.4	50.5
21/1/2024	13:42	54.2	53.5	56.4	51.5
21/1/2024	13:47	53.2		56.4	51.6
21/1/2024	13:52	53.1		55.0	50.6
21/1/2024	13:57	53.4		56.7	50.7
21/1/2024	14:02	53.4		56.3	50.2
21/1/2024	14:07	53.3		56.6	50.9
21/1/2024	14:12	53.3	53.4	55.2	50.4
21/1/2024	14:17	53.3		55.5	50.8
21/1/2024	14:22	53.8		56.2	51.2
21/1/2024	14:27	53.3		56.9	51.2
21/1/2024	14:32	53.8		56.2	51.2
21/1/2024	14:37	53.1		56.2	51.0
21/1/2024	14:42	53.3	52.7	55.5	49.8
21/1/2024	14:47	51.7		54.0	48.1
21/1/2024	14:52	51.7		53.9	48.9
21/1/2024	14:57	52.3		55.7	49.5
21/1/2024	15:02	50.9		53.0	48.8
21/1/2024	15:07	50.8		53.6	48.5
21/1/2024	15:12	52.8	52.7	55.5	50.4
21/1/2024	15:17	54.7		57.4	51.3
21/1/2024	15:22	50.8		54.3	48.0
21/1/2024	15:27	54.4		57.2	51.1
21/1/2024	15:32	50.7		53.8	47.7
21/1/2024	15:37	53.6		57.1	51.0
21/1/2024	15:42	52.7	53.0	55.2	50.5
21/1/2024	15:47	51.7		53.9	48.5
21/1/2024	15:52	55.2		58.1	52.1
21/1/2024	15:57	52.8		56.7	50.6
21/1/2024	16:02	52.2		54.7	50.2
21/1/2024	16:07	54.6		56.9	51.1
21/1/2024	16:12	53.3	54.0	56.3	49.4
21/1/2024	16:17	54.8		58.4	51.4
21/1/2024	16:22	55.2		58.4	52.9
21/1/2024	16:27	52.9		55.5	48.7
21/1/2024	16:32	54.6		57.8	50.9
21/1/2024	16:37	51.9	54.7	55.6	48.8
21/1/2024	16:42	54.4		56.8	51.1
21/1/2024	16:47	55.0		59.0	51.9
21/1/2024	16:52	55.9		59.7	53.1
21/1/2024	16:57	55.3		59.1	51.4
21/1/2024	17:02	55.7		59.4	52.1
21/1/2024	17:07	54.9	54.9	57.3	50.8
21/1/2024	17:12	53.9		57.7	51.3
21/1/2024	17:17	55.7		59.7	52.3
21/1/2024	17:22	54.2		58.4	51.0
21/1/2024	17:27	54.7		58.8	50.2
21/1/2024	17:32	53.7		57.0	49.6
21/1/2024	17:37	54.8		58.0	50.2
21/1/2024	17:42	54.1	54.2	58.2	49.6
21/1/2024	17:47	52.8		57.0	49.0
21/1/2024	17:52	55.0		59.6	50.1
21/1/2024	17:57	54.5		58.5	50.0
21/1/2024	18:02	52.9		56.1	50.0
21/1/2024	18:07	54.4		58.7	51.5
21/1/2024	18:12	56.1	54.6	60.4	51.6
21/1/2024	18:17	52.9		56.1	48.7
21/1/2024	18:22	54.3		57.3	51.2
21/1/2024	18:27	55.8		58.8	51.5
21/1/2024	18:32	54.3		57.5	50.5
21/1/2024	18:37	55.1		59.2	51.0
21/1/2024	18:42	54.3	54.8	57.8	50.7
21/1/2024	18:47	56.4		59.8	53.0
21/1/2024	18:52	53.3		56.2	49.3
21/1/2024	18:57	55.0		59.1	52.1
		Mean	53.4		
		Maximum	54.9		
		Minimum	51.2		

Date	Start Time	Leq (5mins)	Leq (30mins)	L10 (5mins)	L90 (5mins)
22/1/2024	7:02	49.4		51.2	47.7
22/1/2024	7:07	49.4		51.0	47.8
22/1/2024	7:12	49.3	50.8	51.0	47.7
22/1/2024	7:17	52.3		54.2	50.1
22/1/2024	7:22	51.4		53.3	49.1
22/1/2024	7:27	52.1		54.4	49.9
22/1/2024	7:32	52.9		55.2	50.9
22/1/2024	7:37	52.4		54.3	50.4
22/1/2024	7:42	52.8	52.5	54.8	50.7
22/1/2024	7:47	51.3		53.2	49.1
22/1/2024	7:52	52.9		55.1	50.9
22/1/2024	7:57	52.3		54.7	50.1
22/1/2024	8:02	52.0		54.2	49.6
22/1/2024	8:07	52.0		54.4	50.1
22/1/2024	8:12	52.0	51.8	54.2	49.9
22/1/2024	8:17	50.4		52.9	48.0
22/1/2024	8:22	53.1		55.0	50.6
22/1/2024	8:27	50.9		53.1	48.6
22/1/2024	8:32	50.7		52.8	48.8
22/1/2024	8:37	53.2		55.5	50.8
22/1/2024	8:42	51.7	52.1	54.3	49.2
22/1/2024	8:47	53.2		55.7	51.3
22/1/2024	8:52	52.0		53.9	49.9
22/1/2024	8:57	51.0		53.6	48.5
22/1/2024	9:02	51.4		53.7	49.4
22/1/2024	9:07	51.1		53.0	48.7
22/1/2024	9:12	52.6	52.7	55.0	50.0
22/1/2024	9:17	52.8		55.4	50.6
22/1/2024	9:22	53.8		55.5	51.9
22/1/2024	9:27	53.7		56.3	51.3
22/1/2024	9:32	53.9		56.2	51.3
22/1/2024	9:37	53.0	53.2	55.4	50.8
22/1/2024	9:42	53.2		55.0	51.1
22/1/2024	9:47	52.6		55.0	50.2
22/1/2024	9:52	53.4		55.4	51.1
22/1/2024	9:57	53.2		55.2	50.9
22/1/2024	10:02	53.9		56.6	51.2
22/1/2024	10:07	52.9		55.0	50.8
22/1/2024	10:12	52.7	53.5	55.4	50.8
22/1/2024	10:17	53.5		56.0	51.3
22/1/2024	10:22	54.0		56.2	52.1
22/1/2024	10:27	54.1		56.5	51.3
22/1/2024	10:32	53.8		56.0	52.1
22/1/2024	10:37	53.2		55.9	50.4
22/1/2024	10:42	53.7	53.6	55.5	50.7
22/1/2024	10:47	53.6		56.2	50.7
22/1/2024	10:52	53.4		55.1	51.0
22/1/2024	10:57	53.9		56.5	51.2
22/1/2024	11:02	53.2		55.9	50.4
22/1/2024	11:07	54.2		56.6	51.2
22/1/2024	11:12	53.9	53.6	56.3	51.3
22/1/2024	11:17	53.6		56.7	50.3
22/1/2024	11:22	53.1		56.4	50.7
22/1/2024	11:27	53.4		55.5	51.4
22/1/2024	11:32	53.8		56.8	51.4
22/1/2024	11:37	53.0		56.3	51.0
22/1/2024	11:42	53.6	53.5	56.7	51.2
22/1/2024	11:47	53.2		56.4	51.4
22/1/2024	11:52	53.7		56.6	50.7
22/1/2024	11:57	53.8		56.2	52.0
22/1/2024	12:02	54.6		57.2	52.6
22/1/2024	12:07	53.3		56.1	51.5
22/1/2024	12:12	53.5	53.7	55.5	50.5
22/1/2024	12:17	53.6		56.3	51.3
22/1/2024	12:22	53.7		55.3	51.6
22/1/2024	12:27	53.4		55.2	50.5
22/1/2024	12:32	53.9		56.0	51.2
22/1/2024	12:37	54.0		55.5	51.3
22/1/2024	12:42	53.3	53.9	56.4	50.2
22/1/2024	12:47	53.9		56.4	51.3
22/1/2024	12:52	54.2		56.6	52.0
22/1/2024	12:57	53.8		56.6	51.9
22/1/2024	13:02	53.2		55.1	50.9
22/1/2024	13:07	54.0		56.2	51.7
22/1/2024	13:12	53.3	52.7	56.2	50.9
22/1/2024	13:17	50.8		52.4	48.8
22/1/2024	13:22	52.8		55.5	50.6
22/1/2024	13:27	51.3		52.9	48.2
22/1/2024	13:32	54.1		56.6	52.5
22/1/2024	13:37	52.6		55.9	51.0
22/1/2024	13:42	54.0	53.2	56.6	51.1
22/1/2024	13:47	52.8		55.6	50.3
22/1/2024	13:52	52.0		54.6	49.5
22/1/2024	13:57	53.4		56.4	50.0
22/1/2024	14:07	52.4		55.4	49.3
22/1/2024	14:12	52.8		55.2	50.7
22/1/2024	14:17	53.7		55.5	51.2
22/1/2024	14:22	53.0		55.8	50.1
22/1/2024	14:27	51.9		55.5	48.6
22/1/2024	14:32	51.7		54.7	49.3
22/1/2024	14:37	53.4		55.6	50.8
22/1/2024	14:42	54.1	53.3	56.9	51.7
22/1/2024	14:47	54.3		56.1	52.0
22/1/2024	14:52	52.0		54.5	48.5
22/1/2024	14:57	53.6		55.9	50.5
22/1/2024	15:02	51.7		54.5	49.1
22/1/2024	15:07	55.4		58.7	51.7
22/1/2024	15:12	52.9	54.1	56.2	49.7
22/1/2024	15:17	55.6		58.0	53.4
22/1/2024	15:22	54.8		57.1	51.4
22/1/2024	15:27	52.4		54.6	49.1
22/1/2024	15:32	54.7		57.4	51.8
22/1/2024	15:37	55.4		57.5	51.6
22/1/2024	15:42	52.8	54.6	55.7	50.6
22/1/2024	15:47	55.6		58.6	52.0
22/1/2024	15:52	54.2		57.3	51.4
22/1/2024	15:57	54.3		56.8	52.1
22/1/2024	16:02	54.4		56.6	50.6
22/1/2024	16:07	53.0		56.4	50.6
22/1/2024	16:12	54.5	54.5	56.8	51.4
22/1/2024	16:17	54.1		57.6	50.2
22/1/2024	16:22	55.3		59.4	51.7
22/1/2024	16:27	55.5		58.3	52.4
22/1/2024	16:32	55.4		58.4	52.2
22/1/2024	16:37	53.1	53.8	55.4	49.6
22/1/2024	16:42	53.2		56.6	49.3
22/1/2024	16:47	52.9		56.0	50.1
22/1/2024	16:52	53.1		56.4	49.0
22/1/2024	16:57	54.4		58.3	51.5
22/1/2024	17:02	53.2		56.3	50.3
22/1/2024	17:07	54.3		57.9	50.3
22/1/2024	17:12	55.3	54.1	58.9	50.4
22/1/2024	17:17	53.6		57.1	50.6
22/1/2024	17:22	53.9		58.4	50.3
22/1/2024	17:27	53.7		57.9	49.2
22/1/2024	17:32	56.8		60.5	53.2
22/1/2024	17:37	56.7		60.1	51.9
22/1/2024	17:42	55.0	55.6	59.4	50.4
22/1/2024	17:47	53.7		57.4	50.2
22/1/2024	17:52	55.3		59.6	51.4
22/1/2024	17:57	55.5		59.9	51.0
22/1/2024	18:02	55.9		59.1	51.4
22/1/2024	18:07	53.9		57.7	50.2
22/1/2024	18:12	54.3	54.9	57.6	51.2
22/1/2024	18:17	54.7		58.4	50.9
22/1/2024	18:22	56.4		59.6	52.4
22/1/2024	18:27	53.7		58.0	49.4
22/1/2024	18:32	56.8		60.2	53.5
22/

Station: LFT_M11

Date	Start Time	Leq (5mins)	Leq (30mins)	L10 (5mins)	L90 (5mins)
23/1/2024	7:02	49.4		51.1	47.8
23/1/2024	7:07	51.5		53.6	49.1
23/1/2024	7:12	52.2	51.5	54.1	50.1
23/1/2024	7:17	51.7		53.7	49.3
23/1/2024	7:22	52.2		54.4	49.8
23/1/2024	7:27	51.3		53.6	49.1
23/1/2024	7:32	52.2		54.1	49.9
23/1/2024	7:37	51.8		54.1	49.9
23/1/2024	7:42	51.7	52.3	54.1	49.6
23/1/2024	7:47	52.9		55.1	50.9
23/1/2024	7:52	52.5		54.5	50.3
23/1/2024	7:57	52.7		54.9	50.3
23/1/2024	8:02	52.5		54.6	50.4
23/1/2024	8:07	52.1		54.0	49.6
23/1/2024	8:12	50.3	52.1	52.6	48.3
23/1/2024	8:17	51.3		53.3	49.0
23/1/2024	8:22	52.1		54.0	50.2
23/1/2024	8:27	53.7		55.7	51.7
23/1/2024	8:32	53.6		55.9	51.6
23/1/2024	8:37	51.0		53.6	49.0
23/1/2024	8:42	51.6	52.0	54.0	49.5
23/1/2024	8:47	52.2		54.8	49.7
23/1/2024	8:52	51.7		53.7	49.4
23/1/2024	8:57	51.6		54.1	49.2
23/1/2024	9:02	50.5		52.5	48.4
23/1/2024	9:07	53.9		55.9	51.7
23/1/2024	9:12	53.8	53.2	56.4	52.0
23/1/2024	9:17	52.6		54.4	50.6
23/1/2024	9:22	53.7		55.4	51.5
23/1/2024	9:27	53.7		55.7	51.4
23/1/2024	9:32	53.3		56.0	51.0
23/1/2024	9:37	53.0	53.1	55.0	50.3
23/1/2024	9:42	53.0		55.3	50.5
23/1/2024	9:47	52.6		54.5	49.9
23/1/2024	9:52	53.9		56.5	51.3
23/1/2024	9:57	52.7		54.7	51.0
23/1/2024	10:02	52.7		54.7	50.1
23/1/2024	10:07	53.8		56.8	51.8
23/1/2024	10:12	54.2	53.5	56.3	52.4
23/1/2024	10:17	53.6		56.4	51.4
23/1/2024	10:22	53.2		55.2	51.0
23/1/2024	10:27	53.3		55.9	51.6
23/1/2024	10:32	53.8		55.7	50.8
23/1/2024	10:37	53.8		55.9	51.6
23/1/2024	10:42	53.4	53.8	56.1	51.2
23/1/2024	10:47	53.7		56.7	51.3
23/1/2024	10:52	54.2		56.8	52.4
23/1/2024	10:57	53.7		55.5	51.7
23/1/2024	11:02	54.2		56.1	51.5
23/1/2024	11:07	53.2		56.3	51.5
23/1/2024	11:12	54.5	54.0	57.4	52.8
23/1/2024	11:17	54.6		57.8	51.6
23/1/2024	11:22	54.1		56.1	51.5
23/1/2024	11:27	52.9		55.9	51.2
23/1/2024	11:32	54.2		57.4	51.3
23/1/2024	11:37	54.3		57.1	52.0
23/1/2024	11:42	53.9	53.9	56.9	51.2
23/1/2024	11:47	53.1		56.3	50.5
23/1/2024	11:52	54.5		57.6	52.0
23/1/2024	11:57	53.3		56.3	50.1
23/1/2024	12:02	54.3		57.4	51.3
23/1/2024	12:07	53.2		55.9	51.1
23/1/2024	12:12	53.8	53.8	56.6	52.1
23/1/2024	12:17	54.2		57.1	52.3
23/1/2024	12:22	53.1		55.9	50.2
23/1/2024	12:27	53.8		55.3	51.2
23/1/2024	12:32	53.7		56.7	52.1
23/1/2024	12:37	54.1	53.7	56.3	52.6
23/1/2024	12:42	53.7		56.0	50.8
23/1/2024	12:47	53.6		56.1	50.8
23/1/2024	12:52	53.5		55.0	50.6
23/1/2024	12:57	53.3		55.3	51.1
23/1/2024	13:02	54.0		56.9	52.1
23/1/2024	13:07	51.6		54.0	49.6
23/1/2024	13:12	52.5	52.7	54.4	49.4
23/1/2024	13:17	53.4		55.0	50.6
23/1/2024	13:22	52.5		54.7	49.9
23/1/2024	13:27	51.6		53.6	48.4
23/1/2024	13:32	51.2		53.4	48.3
23/1/2024	13:37	52.5		54.3	50.8
23/1/2024	13:42	53.2	53.0	54.9	50.5
23/1/2024	13:47	51.9		54.1	49.3
23/1/2024	13:52	53.7		55.3	52.1
23/1/2024	13:57	54.8		57.1	52.7
23/1/2024	14:02	54.3		56.0	51.8
23/1/2024	14:07	53.2		56.2	49.6
23/1/2024	14:12	53.6	53.2	56.1	50.7
23/1/2024	14:17	52.2		54.9	50.0
23/1/2024	14:22	52.9		55.8	49.9
23/1/2024	14:27	52.8		55.7	49.4
23/1/2024	14:32	54.3		57.9	51.7
23/1/2024	14:37	52.4		54.4	50.3
23/1/2024	14:42	53.9	53.6	57.2	50.6
23/1/2024	14:47	51.9		53.9	49.7
23/1/2024	14:52	53.7		57.0	50.5
23/1/2024	14:57	54.5		57.0	51.4
23/1/2024	15:02	54.5		56.9	51.6
23/1/2024	15:07	54.5	54.2	57.4	52.0
23/1/2024	15:12	54.3		58.0	50.8
23/1/2024	15:17	53.5		55.9	50.5
23/1/2024	15:22	54.5		57.2	51.0
23/1/2024	15:27	53.6		55.6	50.4
23/1/2024	15:32	52.6		55.1	49.9
23/1/2024	15:37	53.4		55.9	51.1
23/1/2024	15:42	52.9	53.9	55.9	50.6
23/1/2024	15:47	55.6		58.1	52.9
23/1/2024	15:52	55.3		57.4	52.1
23/1/2024	15:57	52.6		54.6	49.1
23/1/2024	16:02	55.2		58.1	51.3
23/1/2024	16:07	55.9		58.7	52.0
23/1/2024	16:12	52.7	54.8	56.3	50.3
23/1/2024	16:17	55.6		59.1	53.0
23/1/2024	16:22	54.7		58.5	52.1
23/1/2024	16:27	53.9		56.7	51.3
23/1/2024	16:32	52.8		55.3	48.7
23/1/2024	16:37	54.9		58.7	51.7
23/1/2024	16:42	55.7	54.6	58.0	51.5
23/1/2024	16:47	54.0		57.8	51.1
23/1/2024	16:52	55.8		58.2	53.2
23/1/2024	16:57	53.4		56.4	50.7
23/1/2024	17:02	55.8		60.0	52.1
23/1/2024	17:07	54.6		57.9	50.0
23/1/2024	17:12	53.5	55.4	58.0	50.4
23/1/2024	17:17	55.2		59.2	50.8
23/1/2024	17:22	56.4		60.7	51.7
23/1/2024	17:27	56.1		59.8	52.1
23/1/2024	17:32	56.0		59.3	51.4
23/1/2024	17:37	54.7	55.8	58.2	51.5
23/1/2024	17:42	55.8		59.5	51.4
23/1/2024	17:47	56.8		61.3	52.6
23/1/2024	17:52	56.4		61.0	52.6
23/1/2024	17:57	54.9		58.8	51.1
23/1/2024	18:02	54.5		58.3	50.2
23/1/2024	18:07	55.6		59.0	51.6
23/1/2024	18:12	54.3	54.7	58.0	51.4
23/1/2024	18:17	56.1		59.1	53.0
23/1/2024	18:22	53.8		56.8	49.9
23/1/2024	18:27	53.6		57.1	50.6
23/1/2024	18:32	53.7		57.4	49.8
23/1/2024	18:37	56.8		61.1	52.6
23/1/2024	18:42	54.1	55.5	57.2	50.3
23/1/2024	18:47	56.9		60.3	53.2
23/1/2024	18:52	56.3		59.2	53.0
23/1/2024	18:57	53.6		57.0	50.7
		Mean	53.7		
		Maximum	55.8		
		Minimum	51.5		

Date	Start Time	Leq (5mins)	Leq (30mins)	L10 (5mins)	L90 (5mins)
24/1/2024	7:02	48.0		49.8	46.0
24/1/2024	7:07	52.0		54.3	49.7
24/1/2024	7:12	52.7	51.7	54.8	50.4
24/1/2024	7:17	51.9		54.1	49.5
24/1/2024	7:22	52.9		54.9	50.8
24/1/2024	7:27	51.2		53.2	48.8
24/1/2024	7:32	52.3		54.2	50.4
24/1/2024	7:37	52.2		54.2	49.9
24/1/2024	7:42	51.7	52.0	54.1	49.4
24/1/2024	7:47	51.5		53.5	49.2
24/1/2024	7:52	51.7		54.0	49.6
24/1/2024	7:57	52.5		54.6	50.5
24/1/2024	8:02	51.8		54.1	49.8
24/1/2024	8:07	53.0		55.6	51.0
24/1/2024	8:12	50.8	51.8	52.8	48.4
24/1/2024	8:17	50.5		52.9	48.1
24/1/2024	8:22	52.5		54.6	50.1
24/1/2024	8:27	51.7		53.9	49.1
24/1/2024	8:32	51.1		53.6	48.9
24/1/2024	8:37	51.0		52.9	49.1
24/1/2024	8:42	50.8	51.1	53.1	48.8
24/1/2024	8:47	50.4		52.4	48.5
24/1/2024	8:52	52.3		54.3	50.1
24/1/2024	8:57	50.8		52.9	48.4
24/1/2024	9:02	52.2		54.3	49.6
24/1/2024	9:07	52.9		54.9	50.2
24/1/2024	9:12	52.8	52.9	54.9	50.8
24/1/2024	9:17	53.1		55.2	51.1
24/1/2024	9:22	53.4		55.2	51.3
24/1/2024	9:27	53.1		55.4	50.7
24/1/2024	9:32	52.6		55.2	50.5
24/1/2024	9:37	53.2		55.1	50.8
24/1/2024	9:42	52.8		55.0	50.3
24/1/2024	9:52	50.6		52.4	48.6
24/1/2024	9:57	51.6		53.9	49.1
24/1/2024	10:02	50.9		52.7	48.8
24/1/2024	10:07	52.1		53.8	50.4
24/1/2024	10:12	52.2	52.3	54.7	49.4
24/1/2024	10:17	50.3		52.0	47.5
24/1/2024	10:22	53.6		56.2	51.2
24/1/2024	10:27	53.7		57.1	51.3
24/1/2024	10:32	52.6		54.3	49.6
24/1/2024	10:37	53.1		55.2	50.9
24/1/2024	10:42	53.5	53.2	55.3	50.6
24/1/2024	10:47	53.5		55.9	51.0
24/1/2024	10:52	52.7		55.4	51.0
24/1/2024	10:57	53.8		55.9	51.8
24/1/2024	11:02	53.3		56.1	51.2
24/1/2024	11:07	53.5		56.1	50.5
24/1/2024	11:12	53.5	53.5	55.5	50.9
24/1/2024	11:17	53.8		57.0	51.7
24/1/2024	11:22	52.8		54.9	50.3
24/1/2024	11:27	54.2		56.2	51.1
24/1/2024	11:32	54.1		56.3	52.4
24/1/2024	11:37	53.8	53.7	56.3	50.8
24/1/2024	11:42	53.2		55.3	49.9
24/1/2024	11:47	53.8		55.6	51.2
24/1/2024	11:52	53.7		55.9	51.3
24/1/2024	11:57	53.5		56.1	50.4
24/1/2024	12:02	53.5		55.3	50.8
24/1/2024	12:07	54.1		55.9	51.0
24/1/2024	12:12	53.4	53.6	56.0	51.3
24/1/2024	12:17	53.5		55.5	52.0
24/1/2024	12:22	53.7		55.6	50.6
24/1/2024	12:27	53.3		56.4	50.8
24/1/2024	12:32	53.1		55.7	51.3
24/1/2024	12:37	53.2		55.7	50.3
24/1/2024	12:42	54.2	53.5	56.4	52.2
24/1/2024	12:47	53.5		55.1	50.7
24/1/2024	12:52	53.6		56.4	51.8
24/1/2024	12:57	53.5		55.2	51.4
24/1/2024	13:02	53.5		56.4	51.7
24/1/2024	13:07	54.8		56.7	52.9
24/1/2024	13:12	54.2	53.8	55.7	52.0
24/1/2024	13:17	53.5		55.2	51.0
24/1/2024	13:22	53.4		55.6	51.8
24/1/2024	13:27	53.5		55.1	51.5
24/1/2024	13:32	54.1		56.0	51.8
24/1/2024	13:37	52.0		54.9	49.3
24/1/2024	13:42	51.5	53.5	53.9	49.0
24/1/2024	13:47	53.3		54.9	51.6
24/1/2024	13:52	54.4		56.0	51.6
24/1/2024	13:57	54.8		58.1	51.8
24/1/2024	14:02	53.4		55.8	51.2
24/1/2024	14:07	53.9		56.7	50.9
24/1/2024	14:12	52.3	53.6	54.9	49.5
24/1/2024	14:17	55.2		57.6	53.1
24/1/2024	14:22	54.0		55.8	51.7
24/1/2024	14:27	52.3		55.1	49.5
24/1/2024	14:32	52.9		55.4	49.6
24/1/2024	14:37	52.3		55.6	49.4
24/1/2024	14:42	54.0	53.7	56.8	51.9
24/1/2024	14:47	53.6		55.8	50.7
24/1/2024	14:52	55.2		57.6	52.3
24/1/2024	14:57	53.7		56.2	51.2
24/1/2024	15:02	54.5		56.7	51.2
24/1/2024	15:07	53.8		56.0	50.4
24/1/2024	15:12	54.4	54.1	56.3	52.4
24/1/2024	15:17	53.1		55.6	49.4
24/1/2024	15:22	55.2		58.3	52.2
24/1/2024	15:27	53.3		55.3	49.5
24/1/2024	15:32	53.3		55.4	50.9
24/1/2024	15:37	53.1		55.3	49.9
24/1/2024	15:42	52.2	53.8	55.0	49.2
24/1/2024	15:47	53.2		55.3	51.0
24/1/2024	15:52	54.4		56.7	51.3
24/1/2024	15:57	55.5		57.8	52.5
24/1/2024	16:02	55.4		58.6	51.8
24/1/2024	16:07	53.5	54.4	56.4	50.8
24/1/2024	16:12	55.7		58.5	53.5
24/1/2024	16:17	55.2		58.4	52.3
24/1/2024	16:22	53.0		56.3	49.7
24/1/2024	16:27	52.9		55.5	50.3
24/1/2024	16:32	53.5		57.3	50.5
24/1/2024	16:37	53.9		57.0	51.5
24/1/2024	16:42	54.7	54.1	57.6	50.5
24/1/2024	16:47	53.1		55.8	49.4
24/1/2024	16:52	54.8		57.6	52.2
24/1/2024	16:57	54.2		58.1	51.2
24/1/2024	17:02	55.7		59.2	52.4
24/1/2024	17:07	55.9		59.1	52.7
24/1/2024	17:12	54.7	55.1	58.4	50.7
24/1/2024	17:17	54.3		58.8	49.5
24/1/2024	17:22	53.6		58.4	49.0
24/1/2024	17:27	56.0		60.5	52.2
24/1/2024	17:32	55.3		58.8	51.4
24/1/2024	17:37	54.7	55.6	59.6	51.3
24/1/2024	17:42	56.5		59.9	52.2
24/1/2024	17:47	53.9		57.3	49.3
24/1/2024	17:52	56.2		60.1	51.6
24/1/2024	17:57	56.6		61.4	52.9
24/1/2024	18:02	54.7		59.6	50.8
24/1/2024	18:07	55.9		59.2	51.1
24/1/2024	18:12	54.2	55.0	58.6	50.4
24/1/2024	18:17	56.4		59.7	53.2
24/1/2024	18:22	53.9		57.9	50.8
24/1/2024	18:27	54.0		57.0	49.9
24/1/2024	18:32	56.6		60.1	52.8
24/1/2024	18:37	57.1		61.4	54.0
24/1/2024	18:42	56.2	56.5	60.0	52.8
24/1/2024	18:47	56.4		60.0	53.2
24/1/2024	18:52	56.9		60.7	53.9
24/1/2024	18:57	55.9		59.2	52.4
		Mean	53.6		
		Maximum	56.5		
		Minimum	51.1		

Date	Start Time	Leq (5mins)	Leq (30mins)	L10 (5mins)	L90 (5mins)
25/1/2024	7:02	47.1		49.0	45.4
25/1/2024	7:07	52.0		53.6	50.2
25/1/2024	7:12	51.3	51.5	53.1	49.7
25/1/2024	7:17	52.3		54.5	49.9
25/1/2024	7:22	52.7		55.1	50.7
25/1/2024	7:27	51.4		53.3	49.4
25/1/2024	7:32	52.6		54.8	50.5
25/1/2024	7:37	51.3		53.6	48.9
25/1/2024	7:42	51.5	51.9	53.6	49.3
25/1/2024	7:47	52.0		53.9	49.8
25/1/2024	7:52	52.2		54.2	49.8
25/1/2024	7:57	51.7		54.1	49.6
25/1/2024	8:02	52.2		54.3	50.0
25/1/2024	8:07	53.1		55.0	50.7
25/1/2024	8:12	50.8	52.2	52.7	48.8
25/1/2024	8:17	50.7		53.2	48.3
25/1/2024	8:22	53.0		55.6	51.0
25/1/2024	8:27	52.5		54.8	50.3
25/1/2024	8:32	51.1		53.6	48.7
25/1/2024	8:37	52.7		55.1	50.3
25/1/2024	8:42	53.2	52.7	55.7	50.9
25/1/2024	8:47	53.0		55.3	50.9
25/1/2024	8:52	52.4		54.9	50.2
25/1/2024	8:57	53.2		55.5	51.2
25/1/2024	9:02	51.1		53.0	48.6
25/1/2024	9:07	53.3		55.6	50.8
25/1/2024	9:12	53.9	53.2	56.1	51.4
25/1/2024	9:17	53.1		55.8	51.2
25/1/2024	9:22	53.6		56.0	51.7
25/1/2024	9:27	53.5		55.5	50.8
25/1/2024	9:32	53.1		54.9	51.2
25/1/2024	9:37	53.4		55.5	51.4
25/1/2024	9:42	53.8	53.6	56.2	51.8
25/1/2024	9:47	53.5		55.7	50.9
25/1/2024	9:52	53.9		55.7	51.3
25/1/2024	9:57	53.9		55.7	51.2
25/1/2024	10:02	53.7		56.0	51.1
25/1/2024	10:07	53.3		55.0	50.9
25/1/2024	10:12	54.1	53.8	56.3	51.7
25/1/2024	10:17	53.8		55.6	51.4
25/1/2024	10:22	54.2		56.9	51.9
25/1/2024	10:27	53.6		56.2	50.6
25/1/2024	10:32	53.7		55.6	51.5
25/1/2024	10:37	54.0		56.3	51.4
25/1/2024	10:42	53.2	53.5	55.6	50.2
25/1/2024	10:47	53.2		55.5	51.4
25/1/2024	10:52	53.7		56.3	51.5
25/1/2024	10:57	53.4		55.7	51.5
25/1/2024	11:02	53.3		56.2	51.2
25/1/2024	11:07	54.5	53.7	57.4	52.0
25/1/2024	11:12	53.9		56.9	51.2
25/1/2024	11:17	53.2		55.6	51.0
25/1/2024	11:22	53.1		55.4	51.3
25/1/2024	11:27	54.2		56.7	51.1
25/1/2024	11:32	53.6		56.4	50.6
25/1/2024	11:37	54.5	53.9	57.4	52.7
25/1/2024	11:42	53.1		56.0	50.2
25/1/2024	11:47	54.3		56.5	51.8
25/1/2024	11:52	53.4		56.3	51.5
25/1/2024	11:57	54.1		56.9	51.5
25/1/2024	12:02	53.4		56.1	51.3
25/1/2024	12:07	53.2		54.9	51.3
25/1/2024	12:12	53.8	53.6	56.6	51.7
25/1/2024	12:17	53.5		56.2	50.7
25/1/2024	12:22	53.7		56.0	51.0
25/1/2024	12:27	53.9		56.4	51.7
25/1/2024	12:32	53.4		56.4	50.6
25/1/2024	12:37	54.1	53.7	56.3	51.5
25/1/2024	12:42	53.9		56.5	50.9
25/1/2024	12:47	53.2		55.2	50.4
25/1/2024	12:52	53.4		56.1	51.8
25/1/2024	12:57	54.1		57.1	51.2
25/1/2024	13:02	53.8		56.4	51.6
25/1/2024	13:07	54.9		57.4	51.8
25/1/2024	13:12	53.0	53.9	54.5	50.1
25/1/2024	13:17	53.9		56.2	51.1
25/1/2024	13:22	53.3		55.8	50.8
25/1/2024	13:27	54.2		55.9	51.7
25/1/2024	13:32	54.0		56.0	51.5
25/1/2024	13:37	54.2		55.8	52.4
25/1/2024	13:42	51.8	53.2	53.5	48.7
25/1/2024	13:47	54.2		57.3	52.2
25/1/2024	13:52	50.8		52.8	48.7
25/1/2024	13:57	53.0		56.2	49.7
25/1/2024	14:02	52.2		55.4	50.5
25/1/2024	14:07	52.8		55.1	50.8
25/1/2024	14:12	51.8	52.6	54.0	49.4
25/1/2024	14:17	52.9		55.1	50.9
25/1/2024	14:22	53.6		56.0	50.7
25/1/2024	14:27	52.3		54.1	49.5
25/1/2024	14:32	53.3		56.5	49.8
25/1/2024	14:37	53.1		56.3	51.0
25/1/2024	14:42	52.4	52.6	56.0	49.4
25/1/2024	14:47	51.4		55.0	49.0
25/1/2024	14:52	52.4		55.5	49.1
25/1/2024	14:57	52.8		55.8	50.5
25/1/2024	15:02	53.1		55.7	49.9
25/1/2024	15:07	51.5	52.8	53.7	48.6
25/1/2024	15:12	51.6		55.1	48.5
25/1/2024	15:17	54.4		57.4	50.9
25/1/2024	15:22	53.1		55.1	49.4
25/1/2024	15:27	52.7		55.2	49.8
25/1/2024	15:32	53.1		55.8	49.5
25/1/2024	15:37	53.2		56.4	50.1
25/1/2024	15:42	52.7	53.4	56.1	49.0
25/1/2024	15:47	53.1		56.3	50.4
25/1/2024	15:52	54.4		57.6	50.6
25/1/2024	15:57	53.8		57.0	51.7
25/1/2024	16:02	52.2		55.7	48.4
25/1/2024	16:07	54.6		58.3	52.2
25/1/2024	16:12	53.7		56.2	50.3
		Mean	53.1		
		Maximum	53.9		
		Minimum	51.5		

Summary of Noise Monitoring Results during 07:00 - 19:00 at LFT_11	
	Leq (30mins)
Mean	53.4
Maximum	56.5
Minimum	46.2

Note:
1. The Leq (5mins) values within the time slots that do not have six consecutive Leq (5mins) values are not included in calculation of Leq (30mins).
2. Short periods of data gaps in tables are due to suspension of monitoring during replacement of batteries for the sound level meter.

Appendix 3-29 Baseline Noise Monitoring Data – 19:00 - 23:00 at LFT_M11

Station: LFT_M11

Date	Start Time	Leq (5mins)	Leq (15mins)	Leq (30mins)	L10 (5mins)	L90 (5mins)
11/1/2024	19:00	54.2	55.2	55.1	57.3	51.3
11/1/2024	19:05	54.2			57.3	50.7
11/1/2024	19:10	56.7			60.8	52.6
11/1/2024	19:15	56.0	55.0		60.1	52.4
11/1/2024	19:20	53.3			57.1	49.4
11/1/2024	19:25	55.3			58.6	51.0
11/1/2024	19:30	56.1	55.5	55.9	58.8	52.9
11/1/2024	19:35	55.9			58.8	52.9
11/1/2024	19:40	54.3			57.9	50.9
11/1/2024	19:45	56.5	56.4		60.3	52.8
11/1/2024	19:50	55.8			59.1	51.8
11/1/2024	19:55	56.7			60.2	54.0
11/1/2024	20:00	56.7	55.4	54.7	60.2	53.4
11/1/2024	20:05	55.5			59.4	52.2
11/1/2024	20:10	53.6			56.5	50.3
11/1/2024	20:15	54.2	53.9		57.5	51.5
11/1/2024	20:20	53.5			56.6	50.8
11/1/2024	20:25	54.0			57.8	51.2
11/1/2024	20:30	57.2	56.1	56.2	59.9	53.6
11/1/2024	20:35	56.0			58.8	53.3
11/1/2024	20:40	54.7			57.2	52.0
11/1/2024	20:45	56.7	56.3		59.5	53.5
11/1/2024	20:50	56.6			59.5	53.2
11/1/2024	20:55	55.4			58.9	52.0
11/1/2024	21:00	57.3	56.6	56.5	60.7	53.9
11/1/2024	21:05	56.2			59.3	53.5
11/1/2024	21:10	56.3			58.9	53.2
11/1/2024	21:15	56.6	56.3		59.8	53.8
11/1/2024	21:20	56.1			58.6	53.4
11/1/2024	21:25	56.2			59.7	52.9
11/1/2024	21:30	54.6	54.6	55.2	57.2	52.2
11/1/2024	21:35	54.8			57.2	52.0
11/1/2024	21:40	54.5			57.6	51.7
11/1/2024	21:45	56.9	55.6		59.5	53.9
11/1/2024	21:50	53.5			56.0	50.5
11/1/2024	21:55	55.8			58.7	52.8
11/1/2024	22:00	56.4	55.6	55.2	59.2	53.9
11/1/2024	22:05	55.3			57.7	53.0
11/1/2024	22:10	54.8			57.5	51.9
11/1/2024	22:15	53.3	54.9		56.4	50.7
11/1/2024	22:20	56.8			59.1	54.3
11/1/2024	22:25	53.7			56.0	51.0
11/1/2024	22:30	53.2	55.1	55.3	55.4	50.7
11/1/2024	22:35	56.7			58.8	54.4
11/1/2024	22:40	54.7			57.0	52.6
11/1/2024	22:45	54.0	55.5		56.1	52.0
11/1/2024	22:50	55.7			58.1	53.3
11/1/2024	22:55	56.5			58.8	54.6
		Mean	55.5	55.5		
		Maximum	56.6	56.5		
		Minimum	53.9	54.7		

Date	Start Time	Leq (5mins)	Leq (15mins)	Leq (30mins)	L10 (5mins)	L90 (5mins)
12/1/2024	19:00	54.5	54.3	54.6	57.4	51.2
12/1/2024	19:05	54.1			57.9	51.2
12/1/2024	19:10	54.2			58.4	51.1
12/1/2024	19:15	54.9	54.8		58.7	50.7
12/1/2024	19:20	54.2			57.7	51.0
12/1/2024	19:25	55.3			59.1	52.4
12/1/2024	19:30	54.4	55.1	55.0	57.2	51.5
12/1/2024	19:35	56.6			59.5	53.3
12/1/2024	19:40	53.9			57.8	50.3
12/1/2024	19:45	54.0	54.9		56.9	50.9
12/1/2024	19:50	56.6			60.1	53.9
12/1/2024	19:55	53.6			56.8	50.3
12/1/2024	20:00	54.6	56.0	55.8	57.9	51.3
12/1/2024	20:05	56.4			59.8	53.7
12/1/2024	20:10	56.8			60.8	53.6
12/1/2024	20:15	55.9	55.5		59.1	52.6
12/1/2024	20:20	55.0			58.5	51.2
12/1/2024	20:25	55.6			58.6	52.1
12/1/2024	20:30	55.2	55.5	55.0	58.3	52.6
12/1/2024	20:35	56.4			59.5	53.3
12/1/2024	20:40	54.8			58.0	51.5
12/1/2024	20:45	55.2	54.3		58.4	52.0
12/1/2024	20:50	53.9			56.6	50.3
12/1/2024	20:55	53.8			56.3	51.3
12/1/2024	21:00	55.4	56.0	56.3	59.0	52.7
12/1/2024	21:05	55.8			58.3	52.5
12/1/2024	21:10	56.7			59.2	53.7
12/1/2024	21:15	57.1	56.6		59.7	53.8
12/1/2024	21:20	55.8			58.4	53.2
12/1/2024	21:25	56.8			59.8	53.4
12/1/2024	21:30	55.5	56.3	56.1	58.0	53.2
12/1/2024	21:35	56.4			58.8	53.7
12/1/2024	21:40	56.8			59.4	53.7
12/1/2024	21:45	56.0	56.0		58.6	53.1
12/1/2024	21:50	55.6			58.6	52.7
12/1/2024	21:55	56.4			59.4	53.8
12/1/2024	22:00	56.3	55.2	55.3	58.6	53.4
12/1/2024	22:05	55.4			58.2	52.3
12/1/2024	22:10	53.2			56.2	50.6
12/1/2024	22:15	55.4	55.5		58.0	53.1
12/1/2024	22:20	54.4			56.8	51.8
12/1/2024	22:25	56.5			59.5	53.4
12/1/2024	22:30	56.4	54.5	54.2	58.7	54.1
12/1/2024	22:35	53.4			55.9	51.4
12/1/2024	22:40	53.0			55.1	51.0
12/1/2024	22:45	53.2	53.8		55.3	50.8
12/1/2024	22:50	53.8			56.4	51.6
12/1/2024	22:55	54.4			56.3	51.9
		53.7	55.3	55.3		
		55.6	56.6	56.3		
		Minimum	53.8	54.2		

Date	Start Time	Leq (5mins)	Leq (15mins)	Leq (30mins)	L10 (5mins)	L90 (5mins)
13/1/2024	19:01	54.9	55.0	55.3	57.9	51.1
13/1/2024	19:06	55.4			59.2	52.5
13/1/2024	19:11	54.8			58.5	51.6
13/1/2024	19:16	54.0	55.5		57.6	51.2
13/1/2024	19:21	55.0			58.6	52.3
13/1/2024	19:26	56.9			60.1	54.0
13/1/2024	19:31	55.1	55.4	55.1	58.3	51.2
13/1/2024	19:36	53.8			57.0	49.9
13/1/2024	19:41	56.8			59.9	54.0
13/1/2024	19:46	54.6	54.8		58.0	51.4
13/1/2024	19:51	55.5			58.9	52.1
13/1/2024	19:56	54.1			56.7	51.1
13/1/2024	20:01	57.6	56.6	56.4	60.2	54.8
13/1/2024	20:06	53.9			57.3	50.9
13/1/2024	20:11	57.5			60.7	54.1
13/1/2024	20:16	57.3	56.2		60.1	54.2
13/1/2024	20:21	56.0			58.9	53.1
13/1/2024	20:26	54.9			58.4	52.2
13/1/2024	20:31	57.0	56.6	56.2	60.0	54.2
13/1/2024	20:36	55.4			58.3	52.1
13/1/2024	20:41	57.1			60.1	53.6
13/1/2024	20:46	56.9	55.9		60.2	54.2
13/1/2024	20:51	56.6			60.0	53.9
13/1/2024	20:56	53.3			56.3	50.9
13/1/2024	21:01	56.5	55.4	55.3	58.8	53.9
13/1/2024	21:06	55.8			58.9	53.0
13/1/2024	21:11	53.3			55.7	50.2
13/1/2024	21:16	56.2	55.1		59.0	53.4
13/1/2024	21:21	53.5			56.5	50.5
13/1/2024	21:26	55.2			57.9	52.7
13/1/2024	21:31	55.1	55.0	55.2	57.7	52.4
13/1/2024	21:36	54.4			57.4	52.0
13/1/2024	21:41	55.4			58.0	52.3
13/1/2024	21:46	54.5	55.3		57.3	51.8
13/1/2024	21:51	56.6			59.5	53.6
13/1/2024	21:56	54.5			56.9	51.9
13/1/2024	22:01	54.9	54.9	55.4	56.8	52.9
13/1/2024	22:06	56.1			58.7	54.2
13/1/2024	22:11	53.4			55.3	51.3
13/1/2024	22:16	54.8	55.8		57.4	52.5
13/1/2024	22:21	56.3			58.8	53.8
13/1/2024	22:26	56.1			58.0	54.2
13/1/2024	22:31	56.2	55.2	54.4	58.5	54.1
13/1/2024	22:36	55.9			58.5	53.5
13/1/2024	22:41	52.8			54.7	50.9
13/1/2024	22:46	54.2	53.4		56.3	52.1
13/1/2024	22:51	53.2			55.4	51.1
13/1/2024	22:56	52.5			54.1	51.1
		Mean	55.4	55.4		
		Maximum	56.6	56.4		
		Minimum	53.4	54.4		

Station: LFT_M11

Date	Start Time	Leq (5mins)	Leq (15mins)	Leq (30mins)	L10 (5mins)	L90 (5mins)
14/1/2024	19:01	54.5	55.0	55.5	57.8	50.6
14/1/2024	19:06	55.9			59.9	53.2
14/1/2024	19:11	54.3			57.4	51.6
14/1/2024	19:16	54.2	56.0		57.3	51.0
14/1/2024	19:21	56.8			59.6	53.9
14/1/2024	19:26	56.5			59.3	53.1
14/1/2024	19:31	54.3	55.4	55.7	58.3	51.6
14/1/2024	19:36	54.5			57.5	50.8
14/1/2024	19:41	57.0			60.6	54.1
14/1/2024	19:46	57.6	55.9		61.0	53.6
14/1/2024	19:51	55.6			59.0	51.6
14/1/2024	19:56	53.8			56.4	50.5
14/1/2024	20:01	55.6	56.2	56.0	59.2	52.6
14/1/2024	20:06	57.1			60.2	53.9
14/1/2024	20:11	55.7			58.4	52.8
14/1/2024	20:16	55.2	55.8		58.8	52.6
14/1/2024	20:21	57.2			60.0	54.0
14/1/2024	20:26	54.4			57.6	51.5
14/1/2024	20:31	56.0	55.9	55.4	58.7	52.6
14/1/2024	20:36	57.1			60.7	54.6
14/1/2024	20:41	54.1			56.9	51.2
14/1/2024	20:46	53.5	54.7		57.0	50.6
14/1/2024	20:51	56.6			59.9	53.3
14/1/2024	20:56	53.2			56.2	50.5
14/1/2024	21:01	57.0	56.4	56.0	59.4	54.5
14/1/2024	21:06	55.4			57.9	52.9
14/1/2024	21:11	56.7			59.4	54.3
14/1/2024	21:16	56.3	55.5		58.9	53.9
14/1/2024	21:21	56.2			58.8	53.9
14/1/2024	21:26	53.2			55.7	50.5
14/1/2024	21:31	53.8	53.4	54.4	56.7	51.1
14/1/2024	21:36	52.8			55.2	50.5
14/1/2024	21:41	53.5			56.3	50.4
14/1/2024	21:46	56.2	55.2		59.0	53.2
14/1/2024	21:51	55.1			57.5	52.2
14/1/2024	21:56	53.9			56.1	51.4
14/1/2024	22:01	54.2	53.9	53.2	56.1	52.2
14/1/2024	22:06	53.8			56.1	51.5
14/1/2024	22:11	53.6			55.6	51.0
14/1/2024	22:16	52.5	52.5		54.9	50.3
14/1/2024	22:21	52.4			54.3	50.1
14/1/2024	22:26	52.6			54.5	50.1
14/1/2024	22:31	53.1	53.1	53.0	55.3	50.5
14/1/2024	22:36	52.3			54.9	50.1
14/1/2024	22:41	53.7			56.2	51.4
14/1/2024	22:46	52.3	52.9		54.2	50.0
14/1/2024	22:51	53.2			55.2	51.1
14/1/2024	22:56	53.2			54.7	51.0
		Mean	54.9	54.9		
		Maximum	56.4	56.0		
		Minimum	52.5	53.0		

Date	Start Time	Leq (5mins)	Leq (15mins)	Leq (30mins)	L10 (5mins)	L90 (5mins)
15/1/2024	19:00	56.6	56.3	55.4	59.6	52.9
15/1/2024	19:05	55.9			60.2	52.9
15/1/2024	19:10	56.3			60.0	52.8
15/1/2024	19:15	54.1	54.3		57.3	51.1
15/1/2024	19:20	53.8			57.1	50.0
15/1/2024	19:25	54.9			58.2	51.4
15/1/2024	19:30	57.6	56.7	56.0	61.1	54.3
15/1/2024	19:35	54.6			57.4	51.3
15/1/2024	19:40	57.3			60.1	54.0
15/1/2024	19:45	54.7	55.2		57.5	51.6
15/1/2024	19:50	54.4			57.9	51.6
15/1/2024	19:55	56.3			59.9	52.3
15/1/2024	20:00	56.5	56.6	56.5	59.4	53.0
15/1/2024	20:05	56.9			59.7	53.9
15/1/2024	20:10	56.5			60.3	52.9
15/1/2024	20:15	55.7	56.4		58.5	52.9
15/1/2024	20:20	56.8			59.8	53.4
15/1/2024	20:25	56.5			60.1	54.0
15/1/2024	20:30	56.5	55.0	54.6	59.7	53.8
15/1/2024	20:35	54.2			57.8	51.1
15/1/2024	20:40	53.8			57.0	51.3
15/1/2024	20:45	54.7	54.2		58.3	51.1
15/1/2024	20:50	54.0			56.7	50.9
15/1/2024	20:55	53.9			56.5	50.9
15/1/2024	21:00	53.7	55.1	55.6	56.4	50.1
15/1/2024	21:05	56.0			58.6	52.6
15/1/2024	21:10	55.3			58.5	52.5
15/1/2024	21:15	56.3	56.1		59.6	52.8
15/1/2024	21:20	56.0			59.1	52.6
15/1/2024	21:25	55.9			58.2	53.0
15/1/2024	21:30	53.1	55.0	55.5	56.0	50.1
15/1/2024	21:35	56.2			59.0	53.5
15/1/2024	21:40	55.1			57.7	52.6
15/1/2024	21:45	56.3	55.9		59.4	53.4
15/1/2024	21:50	55.5			57.9	52.8
15/1/2024	21:55	56.0			58.4	53.3
15/1/2024	22:00	56.0	54.5	54.6	58.9	53.3
15/1/2024	22:05	53.4			56.0	50.4
15/1/2024	22:10	53.6			56.5	51.2
15/1/2024	22:15	56.4	54.7		58.9	53.4
15/1/2024	22:20	52.5			55.2	49.7
15/1/2024	22:25	54.2			56.5	51.9
15/1/2024	22:30	52.5	52.8	52.8	55.0	50.4
15/1/2024	22:35	52.8			55.4	50.7
15/1/2024	22:40	53.1			55.4	50.6
15/1/2024	22:45	53.0	52.9		55.0	50.6
15/1/2024	22:50	53.2			55.7	50.8
15/1/2024	22:55	52.4			54.3	50.1
		Mean	55.1	55.1		
		Maximum	56.7	56.5		
		Minimum	52.8	52.8		

Date	Start Time	Leq (5mins)	Leq (15mins)	Leq (30mins)	L10 (5mins)	L90 (5mins)
16/1/2024	19:00	53.6	55.3	55.6	57.9	50.1
16/1/2024	19:05	55.9			59.7	51.6
16/1/2024	19:10	56.0			60.2	52.4
16/1/2024	19:15	54.2	55.9		58.5	50.8
16/1/2024	19:20	57.6			61.6	54.3
16/1/2024	19:25	55.1			59.0	51.2
16/1/2024	19:30	57.7	56.1	55.6	61.2	54.1
16/1/2024	19:35	55.7			59.7	51.7
16/1/2024	19:40	54.4			58.0	50.6
16/1/2024	19:45	56.1	55.0		60.0	53.0
16/1/2024	19:50	53.8			56.9	50.5
16/1/2024	19:55	54.9			58.9	51.5
16/1/2024	20:00	56.4	56.4	56.2	60.3	53.7
16/1/2024	20:05	57.7			60.7	54.0
16/1/2024	20:10	54.6			58.3	51.4
16/1/2024	20:15	56.8	56.0		60.1	53.3
16/1/2024	20:20	54.9			57.9	51.8
16/1/2024	20:25	56.0			59.4	53.4
16/1/2024	20:30	53.8	55.3	55.1	56.5	51.0
16/1/2024	20:35	56.1			59.5	53.2
16/1/2024	20:40	55.6			58.1	52.7
16/1/2024	20:45	54.6	55.0		57.1	51.2
16/1/2024	20:50	56.0			59.5	53.0
16/1/2024	20:55	54.1			57.1	51.3
16/1/2024	21:00	55.6	54.9	54.9	59.1	52.3
16/1/2024	21:05	55.4			58.1	52.6
16/1/2024	21:10	53.4			56.0	49.8
16/1/2024	21:15	55.6	54.9		59.2	52.0
16/1/2024	21:20	53.7			56.5	50.2
16/1/2024	21:25	55.2			57.9	52.3
16/1/2024	21:30	54.4	53.9	54.8	57.4	52.1
16/1/2024	21:35	53.6			56.5	50.8
16/1/2024	21:40	53.8			56.3	51.2
16/1/2024	21:45	56.4	55.5		59.2	54.1
16/1/2024	21:50	53.6			56.0	50.5
16/1/2024	21:55	55.9			59.0	53.5
16/1/2024	22:00	56.0	54.9	54.2	58.5	53.7
16/1/2024	22:05	54.7			57.8	51.9
16/1/2024	22:10	53.8			56.8	51.4
16/1/2024	22:15	52.9	53.2		55.6	49.8
16/1/2024	22:20	54.2			56.8	51.8
16/1/2024	22:25	52.4			54.9	50.0
16/1/2024	22:30	53.6	53.6	53.3	56.0	51.2
16/1/2024	22:35	54.1			56.0	52.0
16/1/2024	22:40	53.1			55.3	51.0
16/1/2024	22:45	52.8	53.0		54.9	50.7
16/1/2024	22:50	52.6			54.8	50.4
16/1/2024	22:55	53.5			55.9	51.5
		Mean	54.9	55.0		
		Maximum	56.4	56.2		
		Minimum	53.0	53.3		

Station: LFT_M11

Date	Start Time	Leq (5mins)	Leq (15mins)	Leq (30mins)	L10 (5mins)	L90 (5mins)
17/1/2024	19:02	56.6			60.2	52.5
17/1/2024	19:07	54.1	55.5		56.8	51.2
17/1/2024	19:12	55.4		55.8	59.0	51.4
17/1/2024	19:17	55.6			59.6	52.2
17/1/2024	19:22	57.5	56.1		61.1	53.7
17/1/2024	19:27	54.8			58.3	52.0
17/1/2024	19:32	57.5			61.4	53.9
17/1/2024	19:37	55.8	56.8		58.6	52.5
17/1/2024	19:42	56.9		56.1	59.8	53.8
17/1/2024	19:47	56.4			59.2	53.1
17/1/2024	19:52	54.3	55.3		57.7	50.8
17/1/2024	19:57	55.0			58.9	52.3
17/1/2024	20:02	57.4			60.3	54.2
17/1/2024	20:07	57.4	56.7		60.6	54.5
17/1/2024	20:12	54.9		56.0	58.0	51.7
17/1/2024	20:17	56.5			59.2	53.1
17/1/2024	20:22	54.0	55.2		57.0	51.2
17/1/2024	20:27	54.8			57.7	52.1
17/1/2024	20:32	55.0			58.0	52.5
17/1/2024	20:37	56.4	55.1		59.4	53.1
17/1/2024	20:42	53.6		55.8	56.3	50.7
17/1/2024	20:47	57.0			60.4	54.0
17/1/2024	20:52	56.0	56.4		59.6	52.4
17/1/2024	20:57	56.1			59.0	53.6
17/1/2024	21:02	56.6			59.5	53.3
17/1/2024	21:07	55.9	56.0		58.5	53.6
17/1/2024	21:12	55.5		56.1	58.2	53.1
17/1/2024	21:17	56.7			59.7	54.1
17/1/2024	21:22	55.1	56.1		58.0	52.2
17/1/2024	21:27	56.3			59.3	54.0
17/1/2024	21:32	55.2			58.0	52.4
17/1/2024	21:37	55.2	55.2		58.0	52.8
17/1/2024	21:42	55.2		54.7	57.6	52.6
17/1/2024	21:47	53.3			56.3	50.6
17/1/2024	21:52	54.6	54.1		57.2	52.1
17/1/2024	21:57	54.4			57.0	52.0
17/1/2024	22:02	55.1			58.0	52.0
17/1/2024	22:07	54.7	54.5		57.2	52.1
17/1/2024	22:12	53.5		54.1	55.5	51.2
17/1/2024	22:17	54.4			57.0	52.0
17/1/2024	22:22	53.8	53.6		55.7	51.8
17/1/2024	22:27	52.5			55.1	50.6
17/1/2024	22:32	53.1			55.4	50.5
17/1/2024	22:37	53.2	53.0		55.8	51.2
17/1/2024	22:42	52.8		53.3	55.3	50.8
17/1/2024	22:47	53.6			55.6	51.5
17/1/2024	22:52	53.9	53.5		56.5	51.6
17/1/2024	22:57	53.0			55.1	51.0
		Mean	55.2	55.2		
		Maximum	56.8	56.1		
		Minimum	53.0	53.3		

Date	Start Time	Leq (5mins)	Leq (15mins)	Leq (30mins)	L10 (5mins)	L90 (5mins)
18/1/2024	19:02	53.8			57.5	50.5
18/1/2024	19:07	54.8	54.7		58.7	50.8
18/1/2024	19:12	55.4		54.9	59.1	51.5
18/1/2024	19:17	55.4			59.4	51.7
18/1/2024	19:22	53.9	55.0		56.9	50.9
18/1/2024	19:27	55.6			59.5	52.3
18/1/2024	19:32	55.3			58.1	52.1
18/1/2024	19:37	54.8	55.7		57.9	51.0
18/1/2024	19:42	56.7		55.9	60.0	53.2
18/1/2024	19:47	56.7			59.4	53.7
18/1/2024	19:52	57.1	56.1		60.3	54.4
18/1/2024	19:57	53.6			56.5	50.1
18/1/2024	20:02	56.1			59.4	52.4
18/1/2024	20:07	54.2	55.6		57.6	51.7
18/1/2024	20:12	56.3		54.9	58.8	53.2
18/1/2024	20:17	55.1			57.6	52.2
18/1/2024	20:22	53.3	54.0		56.2	50.2
18/1/2024	20:27	53.5			56.7	51.0
18/1/2024	20:32	56.1			58.6	52.7
18/1/2024	20:37	56.4	55.5		59.1	53.6
18/1/2024	20:42	53.5		54.7	56.6	50.6
18/1/2024	20:47	53.3			56.9	49.7
18/1/2024	20:52	54.9	53.8		57.4	52.3
18/1/2024	20:57	52.9			56.5	49.9
18/1/2024	21:02	53.9			57.0	51.0
18/1/2024	21:07	56.2	55.1		58.6	53.7
18/1/2024	21:12	55.0		55.2	57.8	52.5
18/1/2024	21:17	55.9			58.6	53.6
18/1/2024	21:22	54.2	55.2		56.9	51.5
18/1/2024	21:27	55.4			58.3	53.1
18/1/2024	21:32	55.4			58.4	52.9
18/1/2024	21:37	56.1	55.5		59.2	53.0
18/1/2024	21:42	54.9		54.6	57.8	51.9
18/1/2024	21:47	54.4			56.7	52.1
18/1/2024	21:52	53.2	53.5		55.9	50.9
18/1/2024	21:57	52.6			55.1	49.7
18/1/2024	22:02	52.9			55.4	49.9
18/1/2024	22:07	52.5	53.2		54.6	49.9
18/1/2024	22:12	54.0		53.4	55.9	51.8
18/1/2024	22:17	52.9			54.9	50.3
18/1/2024	22:22	54.2	53.7		56.2	51.7
18/1/2024	22:27	53.8			56.1	51.6
18/1/2024	22:32	53.0			54.9	50.6
18/1/2024	22:37	52.5	52.6		54.4	50.6
18/1/2024	22:42	52.3		53.2	54.9	50.0
18/1/2024	22:47	52.8			54.7	50.7
18/1/2024	22:52	54.1	53.6		56.7	51.5
18/1/2024	22:57	53.9			56.3	51.3
		Mean	54.6	54.6		
		Maximum	56.1	55.9		
		Minimum	52.6	53.2		

Date	Start Time	Leq (5mins)	Leq (15mins)	Leq (30mins)	L10 (5mins)	L90 (5mins)
19/1/2024	19:02	53.9			56.8	49.7
19/1/2024	19:07	53.6	53.9		56.9	50.1
19/1/2024	19:12	54.1		54.4	58.0	49.9
19/1/2024	19:17	53.5			56.9	50.3
19/1/2024	19:22	55.3	54.9		58.8	52.6
19/1/2024	19:27	55.7			59.6	52.2
19/1/2024	19:32	55.0			58.9	52.0
19/1/2024	19:37	55.2	55.8		58.6	51.7
19/1/2024	19:42	57.0		55.9	60.1	53.5
19/1/2024	19:47	57.2			60.2	53.8
19/1/2024	19:52	55.1	56.0		58.0	51.8
19/1/2024	19:57	55.5			58.9	52.8
19/1/2024	20:02	53.8			57.3	50.1
19/1/2024	20:07	56.0	55.2		58.8	52.2
19/1/2024	20:12	55.6		55.4	59.6	51.6
19/1/2024	20:17	56.4			59.7	53.5
19/1/2024	20:22	54.6	55.5		57.2	51.5
19/1/2024	20:27	55.3			58.3	51.8
19/1/2024	20:32	56.5			59.7	54.0
19/1/2024	20:37	55.5	55.7		58.5	52.1
19/1/2024	20:42	55.1		55.5	58.3	51.7
19/1/2024	20:47	54.5			57.1	51.3
19/1/2024	20:52	55.1	55.2		57.6	52.0
19/1/2024	20:57	56.0			59.2	52.4
19/1/2024	21:02	55.1			58.7	51.9
19/1/2024	21:07	56.8	55.6		59.5	53.6
19/1/2024	21:12	54.4		55.9	58.0	51.5
19/1/2024	21:17	54.9			57.6	52.5
19/1/2024	21:22	56.5	56.2		59.2	53.8
19/1/2024	21:27	56.9			59.8	54.1
19/1/2024	21:32	53.5			55.8	51.2
19/1/2024	21:37	53.3	54.2		56.0	51.0
19/1/2024	21:42	55.4		54.7	58.5	52.9
19/1/2024	21:47	56.1			58.9	53.2
19/1/2024	21:52	54.4	55.3		57.5	51.3
19/1/2024	21:57	55.1			57.6	52.4
19/1/2024	22:02	54.5			57.3	51.8
19/1/2024	22:07	54.4	54.5		57.2	52.1
19/1/2024	22:12	54.5		54.4	57.4	51.6
19/1/2024	22:17	53.3			55.9	51.1
19/1/2024	22:22	55.1	54.3		57.3	53.2
19/1/2024	22:27	54.2			56.4	52.2
19/1/2024	22:32	53.1			55.7	50.6
19/1/2024	22:37	52.9	53.2		55.4	50.9
19/1/2024	22:42	53.7		53.2	56.1	51.7
19/1/2024	22:47	52.7			55.0	50.6
19/1/2024	22:52	53.6	53.1		55.9	51.6
19/1/2024	22:57	53.0			55.5	50.4
		Mean	54.9	54.9		
		Maximum	56.2	55.9		
		Minimum	53.1	53.2		

Station: LFT_M11

Date	Start Time	Leq (5mins)	Leq (15mins)	Leq (30mins)	L10 (5mins)	L90 (5mins)
20/1/2024	19:02	54.2	55.9	55.6	57.6	51.1
20/1/2024	19:07	55.5			59.8	51.2
20/1/2024	19:12	57.4			60.3	53.5
20/1/2024	19:17	54.1	55.2		57.5	50.9
20/1/2024	19:22	56.9			60.3	53.0
20/1/2024	19:27	53.9			57.0	51.0
20/1/2024	19:32	54.8	55.2	55.8	57.8	50.9
20/1/2024	19:37	55.7			59.3	52.2
20/1/2024	19:42	55.1			58.1	51.1
20/1/2024	19:47	56.0	56.3		59.4	52.8
20/1/2024	19:52	56.6			60.6	52.9
20/1/2024	19:57	56.2			58.9	52.7
20/1/2024	20:02	54.3	54.4	54.7	58.1	51.6
20/1/2024	20:07	54.9			58.0	51.0
20/1/2024	20:12	53.8			57.1	49.8
20/1/2024	20:17	54.3	55.1		57.8	51.2
20/1/2024	20:22	55.2			58.3	52.3
20/1/2024	20:27	55.6			58.5	52.2
20/1/2024	20:32	54.8	55.2	55.1	57.3	51.4
20/1/2024	20:37	55.2			58.8	52.5
20/1/2024	20:42	55.7			58.9	52.9
20/1/2024	20:47	56.5	55.0		59.3	53.8
20/1/2024	20:52	53.9			57.0	50.7
20/1/2024	20:57	54.0			57.6	50.7
20/1/2024	21:02	54.6	54.5	55.0	58.1	51.2
20/1/2024	21:07	55.3			58.9	51.8
20/1/2024	21:12	53.3			55.8	50.5
20/1/2024	21:17	55.6	55.5		58.0	53.3
20/1/2024	21:22	53.6			56.3	50.6
20/1/2024	21:27	56.7			59.7	53.6
20/1/2024	21:32	53.2	55.1	54.8	55.8	50.8
20/1/2024	21:37	56.4			59.0	54.0
20/1/2024	21:42	55.2			58.3	52.2
20/1/2024	21:47	53.4	54.4		55.8	51.1
20/1/2024	21:52	53.4			56.2	51.1
20/1/2024	21:57	55.9			58.5	52.8
20/1/2024	22:02	53.2	53.5	53.3	56.2	50.4
20/1/2024	22:07	54.6			57.7	51.8
20/1/2024	22:12	52.6			55.3	49.7
20/1/2024	22:17	52.3	53.1		54.2	50.2
20/1/2024	22:22	53.5			56.0	51.4
20/1/2024	22:27	53.3			55.2	50.7
20/1/2024	22:32	52.5	53.0	52.9	55.0	50.2
20/1/2024	22:37	53.4			55.9	51.4
20/1/2024	22:42	53.1			55.2	50.9
20/1/2024	22:47	52.3	52.8		54.6	49.7
20/1/2024	22:52	53.7			55.8	51.7
20/1/2024	22:57	52.4			54.9	50.2
		Mean	54.6	54.7		
		Maximum	56.3	55.8		
		Minimum	52.8	52.9		

Date	Start Time	Leq (5mins)	Leq (15mins)	Leq (30mins)	L10 (5mins)	L90 (5mins)
21/1/2024	19:02	54.5	54.4	55.3	58.5	51.4
21/1/2024	19:07	54.2			58.1	50.6
21/1/2024	19:12	54.5			58.4	50.2
21/1/2024	19:17	55.9	56.1		59.8	53.2
21/1/2024	19:22	56.4			60.4	53.2
21/1/2024	19:27	55.9			59.9	53.1
21/1/2024	19:32	54.6	54.3	54.9	58.6	50.8
21/1/2024	19:37	54.6			57.3	51.7
21/1/2024	19:42	53.6			56.7	50.7
21/1/2024	19:47	56.2	55.4		59.1	52.7
21/1/2024	19:52	54.8			58.5	52.0
21/1/2024	19:57	55.2			59.2	52.2
21/1/2024	20:02	53.7	54.3	54.7	57.5	50.3
21/1/2024	20:07	53.9			56.8	51.0
21/1/2024	20:12	55.1			57.9	52.1
21/1/2024	20:17	54.6	55.1		57.8	51.2
21/1/2024	20:22	55.3			58.2	51.8
21/1/2024	20:27	55.4			58.5	52.5
21/1/2024	20:32	53.7	54.9	55.6	56.9	50.5
21/1/2024	20:37	54.3			57.3	51.2
21/1/2024	20:42	56.2			59.2	52.8
21/1/2024	20:47	54.7	56.2		57.6	51.2
21/1/2024	20:52	55.9			58.4	52.4
21/1/2024	20:57	57.5			61.0	54.4
21/1/2024	21:02	54.2	54.1	55.1	57.3	51.3
21/1/2024	21:07	54.0			57.2	51.5
21/1/2024	21:12	54.1			57.0	51.5
21/1/2024	21:17	57.1	55.8		59.5	54.2
21/1/2024	21:22	55.1			57.8	52.0
21/1/2024	21:27	55.0			58.1	52.1
21/1/2024	21:32	55.9	56.1	55.8	58.9	53.2
21/1/2024	21:37	56.5			59.0	54.0
21/1/2024	21:42	56.0			59.1	53.3
21/1/2024	21:47	54.6	55.5		57.7	52.1
21/1/2024	21:52	56.5			59.4	54.1
21/1/2024	21:57	55.1			57.4	52.8
21/1/2024	22:02	53.9	55.7	54.5	56.6	50.8
21/1/2024	22:07	56.4			58.8	54.1
21/1/2024	22:12	56.3			58.6	53.9
21/1/2024	22:17	52.3	53.0		54.2	50.2
21/1/2024	22:22	53.9			56.0	51.9
21/1/2024	22:27	52.5			54.8	50.5
21/1/2024	22:32	52.3	53.0	53.0	54.5	50.4
21/1/2024	22:37	53.1			55.6	50.6
21/1/2024	22:42	53.5			55.6	50.9
21/1/2024	22:47	53.6	53.0		55.7	51.5
21/1/2024	22:52	52.5			54.9	50.2
21/1/2024	22:57	52.8			55.2	50.6
		Mean	54.8	54.9		
		Maximum	56.2	55.8		
		Minimum	53.0	53.0		

Date	Start Time	Leq (5mins)	Leq (15mins)	Leq (30mins)	L10 (5mins)	L90 (5mins)
22/1/2024	19:02	54.5	55.3	55.9	58.1	50.2
22/1/2024	19:07	54.3			58.1	50.9
22/1/2024	19:12	56.7			60.0	53.1
22/1/2024	19:17	57.4	56.4		60.5	54.5
22/1/2024	19:22	57.1			60.4	53.5
22/1/2024	19:27	53.8			56.8	50.1
22/1/2024	19:32	55.4	55.4	56.1	58.9	52.4
22/1/2024	19:37	56.5			59.6	52.7
22/1/2024	19:42	53.9			56.9	50.5
22/1/2024	19:47	57.1	56.7		60.2	54.2
22/1/2024	19:52	56.9			60.8	54.0
22/1/2024	19:57	56.1			59.2	53.3
22/1/2024	20:02	54.6	55.2	55.0	57.7	51.8
22/1/2024	20:07	56.9			60.4	53.4
22/1/2024	20:12	53.4			56.4	49.9
22/1/2024	20:17	54.4	54.8		57.4	51.2
22/1/2024	20:22	54.7			57.6	52.0
22/1/2024	20:27	55.3			58.7	52.0
22/1/2024	20:32	55.7	55.2	55.7	59.3	52.7
22/1/2024	20:37	55.1			58.7	52.6
22/1/2024	20:42	54.6			57.8	51.2
22/1/2024	20:47	54.7	56.1		58.2	51.7
22/1/2024	20:52	56.9			60.2	54.4
22/1/2024	20:57	56.5			59.9	53.9
22/1/2024	21:02	55.3	55.0	55.1	58.8	52.8
22/1/2024	21:07	53.9			56.4	50.8
22/1/2024	21:12	55.7			58.4	52.6
22/1/2024	21:17	52.9	55.2		55.3	50.3
22/1/2024	21:22	55.6			57.9	53.1
22/1/2024	21:27	56.5			59.4	54.0
22/1/2024	21:32	55.3	54.5	55.1	57.9	53.0
22/1/2024	21:37	54.9			57.6	52.6
22/1/2024	21:42	53.0			55.9	50.4
22/1/2024	21:47	56.3	55.6		59.4	53.6
22/1/2024	21:52	56.0			58.3	53.1
22/1/2024	21:57	54.4			57.2	51.4
22/1/2024	22:02	54.0	53.5	53.4	56.6	51.2
22/1/2024	22:07	53.6			56.0	51.0
22/1/2024	22:12	52.8			55.3	50.9
22/1/2024	22:17	53.0	53.2		55.1	51.0
22/1/2024	22:22	53.5			55.4	51.6
22/1/2024	22:27	53.2			55.8	51.2
22/1/2024	22:32	53.9	53.4	53.4	55.8	51.4
22/1/2024	22:37	52.3			54.8	49.9
22/1/2024	22:42	53.8			55.9	51.7
22/1/2024	22:47	54.0	53.4		56.0	51.4
22/1/2024	22:52	53.2			55.7	50.6
22/1/2024	22:57	52.9			55.4	50.3
		Mean	54.9	55.0		
		Maximum	56.7	56.1		
		Minimum	53.2	53.4		

Station: LFT_M11

Date	Start Time	Leq (5mins)	Leq (15mins)	Leq (30mins)	L10 (5mins)	L90 (5mins)
23/1/2024	19:02	53.6	54.6	55.8	56.5	50.2
23/1/2024	19:07	54.3			57.3	50.3
23/1/2024	19:12	55.6			58.7	52.9
23/1/2024	19:17	54.3	56.7		58.2	51.2
23/1/2024	19:22	57.5			60.5	54.2
23/1/2024	19:27	57.6			61.2	53.6
23/1/2024	19:32	54.6	54.7	55.6	58.5	50.7
23/1/2024	19:37	54.9			58.9	51.1
23/1/2024	19:42	54.6			58.4	51.9
23/1/2024	19:47	57.5	56.3		60.2	54.7
23/1/2024	19:52	55.1			58.0	52.0
23/1/2024	19:57	55.9			59.1	53.1
23/1/2024	20:02	56.9	55.7	55.7	60.5	53.2
23/1/2024	20:07	55.3			58.1	52.1
23/1/2024	20:12	54.7			58.1	52.0
23/1/2024	20:17	56.6	55.6		59.1	53.0
23/1/2024	20:22	53.4			57.0	50.9
23/1/2024	20:27	56.2			59.6	53.3
23/1/2024	20:32	55.1	55.0	55.3	57.7	52.3
23/1/2024	20:37	55.8			59.4	52.5
23/1/2024	20:42	53.7			57.0	50.5
23/1/2024	20:47	56.3	55.7		59.9	53.7
23/1/2024	20:52	56.0			58.7	52.8
23/1/2024	20:57	54.5			57.4	52.0
23/1/2024	21:02	53.5	54.8	55.0	56.8	50.3
23/1/2024	21:07	55.1			57.6	52.8
23/1/2024	21:12	55.5			58.3	53.1
23/1/2024	21:17	56.7	55.3		59.8	53.8
23/1/2024	21:22	55.3			57.8	52.8
23/1/2024	21:27	53.2			55.8	50.1
23/1/2024	21:32	56.2	55.9	55.3	58.5	53.9
23/1/2024	21:37	55.1			57.8	52.3
23/1/2024	21:42	56.2			59.2	53.4
23/1/2024	21:47	53.1	54.6		55.9	50.4
23/1/2024	21:52	55.6			58.4	52.8
23/1/2024	21:57	54.6			57.1	52.3
23/1/2024	22:02	55.2	54.5	53.7	57.6	52.7
23/1/2024	22:07	54.0			56.2	52.0
23/1/2024	22:12	54.2			56.7	51.8
23/1/2024	22:17	52.7	52.8		54.8	50.2
23/1/2024	22:22	52.9			55.2	50.6
23/1/2024	22:27	52.7			55.3	50.6
23/1/2024	22:32	52.8	53.2	53.3	55.0	50.3
23/1/2024	22:37	53.2			55.3	51.2
23/1/2024	22:42	53.6			55.8	51.7
23/1/2024	22:47	52.3	53.3		54.6	49.8
23/1/2024	22:52	53.3			55.5	50.7
23/1/2024	22:57	54.2			56.2	52.1
		Mean	54.9	55.0		
		Maximum	56.7	55.8		
		Minimum	52.8	53.3		

Date	Start Time	Leq (5mins)	Leq (15mins)	Leq (30mins)	L10 (5mins)	L90 (5mins)
24/1/2024	19:02	53.5	56.0	55.6	57.3	50.6
24/1/2024	19:07	57.6			60.7	53.8
24/1/2024	19:12	56.0			59.3	52.8
24/1/2024	19:17	54.1	55.2		58.0	50.7
24/1/2024	19:22	55.6			58.8	51.7
24/1/2024	19:27	55.7			58.6	52.9
24/1/2024	19:32	54.7	55.3	55.7	58.5	51.1
24/1/2024	19:37	56.3			59.2	52.4
24/1/2024	19:42	54.7			58.7	51.4
24/1/2024	19:47	55.2	56.1		58.6	51.2
24/1/2024	19:52	57.3			60.1	54.0
24/1/2024	19:57	55.5			59.5	52.1
24/1/2024	20:02	57.5	56.0	56.0	60.4	54.4
24/1/2024	20:07	53.9			57.1	50.6
24/1/2024	20:12	55.9			59.3	52.2
24/1/2024	20:17	56.9	55.9		60.0	53.5
24/1/2024	20:22	54.4			57.1	51.7
24/1/2024	20:27	56.1			59.5	53.5
24/1/2024	20:32	56.9	55.7	55.5	59.4	53.8
24/1/2024	20:37	55.0			57.9	52.1
24/1/2024	20:42	55.0			58.4	51.4
24/1/2024	20:47	54.5	55.3		57.0	51.1
24/1/2024	20:52	54.0			56.6	50.9
24/1/2024	20:57	56.8			59.5	53.7
24/1/2024	21:02	56.5	56.1	55.6	59.4	53.1
24/1/2024	21:07	55.7			58.7	53.2
24/1/2024	21:12	56.2			59.2	52.6
24/1/2024	21:17	55.6	55.0		58.3	52.6
24/1/2024	21:22	54.3			57.3	51.5
24/1/2024	21:27	54.9			57.4	52.6
24/1/2024	21:32	55.6	54.8	54.5	58.4	53.3
24/1/2024	21:37	54.2			57.2	51.1
24/1/2024	21:42	54.6			57.7	52.0
0/1/1900	21:47	54.9	54.0		57.6	52.6
24/1/2024	21:52	53.0			56.0	50.6
24/1/2024	21:57	54.0			56.7	51.5
24/1/2024	22:02	52.9	53.3	53.3	55.5	49.8
24/1/2024	22:07	53.4			56.1	50.9
24/1/2024	22:12	53.5			56.2	51.1
24/1/2024	22:17	53.7	53.3		55.7	51.7
24/1/2024	22:22	53.2			55.6	50.7
24/1/2024	22:27	52.9			54.9	50.6
24/1/2024	22:32	53.7	53.6	53.8	55.8	51.1
24/1/2024	22:37	53.8			56.2	51.8
24/1/2024	22:42	53.3			55.9	51.0
24/1/2024	22:47	53.8	53.9		56.3	51.8
24/1/2024	22:52	53.9			56.1	51.7
24/1/2024	22:57	54.0			56.0	52.1
		Mean	55.0	55.0		
		Maximum	56.1	56.0		
		Minimum	53.3	53.3		

Summary of Noise Monitoring Results during 19:00 - 23:00 at LFT_11		
	Leq (15mins)	Leq (30mins)
Mean	55.0	55.0
Maximum	56.8	56.5
Minimum	52.5	52.8

Appendix 3-30 Baseline Noise Monitoring Data – 23:00 - 07:00 on the next day at LFT_M11

Station: LFT_M11

Date	Start Time	Leq (5mins)	Leq (15mins)	Leq (30mins)	L10 (5mins)	L90 (5mins)
11/1/2024	23:00	55.5	55.2	54.7	57.6	53.0
11/1/2024	23:05	53.3			55.8	51.4
11/1/2024	23:10	56.2			58.1	53.7
11/1/2024	23:15	53.8	54.3		55.7	51.3
11/1/2024	23:20	53.8			55.8	51.5
11/1/2024	23:25	55.1			57.4	52.6
11/1/2024	23:30	53.2	52.9	53.2	55.4	51.0
11/1/2024	23:35	53.0			55.0	51.1
11/1/2024	23:40	52.3			54.0	50.2
11/1/2024	23:45	53.5	53.6		55.5	52.1
11/1/2024	23:50	53.9			55.9	51.7
11/1/2024	23:55	53.3			55.1	51.7
		Mean	54.0	54.0		
		Maximum	55.2	54.7		
		Minimum	52.9	53.2		

Date	Start Time	Leq (5mins)	Leq (15mins)	Leq (30mins)	L10 (5mins)	L90 (5mins)
12/1/2024	0:00	53.1	53.1	53.4	54.5	51.0
12/1/2024	0:05	53.5			55.7	53.4
12/1/2024	0:10	52.7			54.6	52.9
12/1/2024	0:15	54.1	53.7		56.2	53.1
12/1/2024	0:20	54.0			56.0	51.9
12/1/2024	0:25	53.0			54.4	50.5
12/1/2024	0:30	54.2	53.3	53.3	55.4	51.7
12/1/2024	0:35	52.2			54.0	52.8
12/1/2024	0:40	53.4			55.2	50.7
12/1/2024	0:45	52.5	53.2		53.9	51.5
12/1/2024	0:50	53.2			54.5	51.3
12/1/2024	0:55	53.9			55.1	50.0
12/1/2024	1:00	53.4	53.3	53.2	54.6	51.8
12/1/2024	1:05	52.7			54.0	52.5
12/1/2024	1:10	53.7			55.5	53.1
12/1/2024	1:15	53.0	53.2		54.5	52.8
12/1/2024	1:20	52.0			53.5	51.3
12/1/2024	1:25	54.2			55.6	53.0
12/1/2024	1:30	50.4	50.0	50.4	51.6	52.8
12/1/2024	1:35	49.6			50.8	49.9
12/1/2024	1:40	50.1			51.2	51.9
12/1/2024	1:45	50.6	50.7		51.9	53.1
12/1/2024	1:50	51.3			52.3	52.7
12/1/2024	1:55	50.2			51.2	51.7
12/1/2024	2:00	51.2	50.8	50.8	52.6	50.6
12/1/2024	2:05	50.5			51.6	53.7
12/1/2024	2:10	50.7			51.8	50.9
12/1/2024	2:15	51.6	50.7		52.9	50.7
12/1/2024	2:20	50.5			51.7	53.3
12/1/2024	2:25	49.9			51.1	50.6
12/1/2024	2:30	48.0	47.8	47.8	48.9	53.3
12/1/2024	2:35	47.6			48.5	53.4
12/1/2024	2:40	47.8			48.8	50.4
12/1/2024	2:45	47.8	47.9		48.8	52.0
12/1/2024	2:50	47.8			48.7	52.1
12/1/2024	2:55	48.0			49.1	51.8
12/1/2024	3:00	47.8	47.9	47.9	48.8	49.6
12/1/2024	3:05	48.1			49.1	52.6
12/1/2024	3:10	47.7			48.6	53.6
12/1/2024	3:15	48.1	48.0		49.1	50.3
12/1/2024	3:20	48.1			49.2	52.7
12/1/2024	3:25	47.8			48.8	52.0
12/1/2024	3:30	44.2	45.0	45.1	45.1	51.6
12/1/2024	3:35	44.8			45.7	51.9
12/1/2024	3:40	45.9			47.0	51.9
12/1/2024	3:45	44.3	45.1		45.4	52.1
12/1/2024	3:50	44.3			45.4	51.1
12/1/2024	3:55	46.4			47.5	50.5
12/1/2024	4:00	45.7	45.8	45.5	46.8	52.2
12/1/2024	4:05	45.5			46.5	51.5
12/1/2024	4:10	46.2			47.2	50.4
12/1/2024	4:15	44.7	45.1		45.7	51.3
12/1/2024	4:20	46.2			47.1	54.6
12/1/2024	4:25	44.2			45.1	51.1
12/1/2024	4:30	44.3	45.2	45.7	45.6	52.7
12/1/2024	4:35	46.0			47.4	52.6
12/1/2024	4:40	45.2			46.2	53.3
12/1/2024	4:45	46.7	46.1		47.8	53.2
12/1/2024	4:50	45.3			46.7	54.0
12/1/2024	4:55	46.2			47.4	54.0
12/1/2024	5:00	45.8	45.5	45.7	46.8	53.6
12/1/2024	5:05	44.8			45.9	53.4
12/1/2024	5:10	45.7			46.9	53.4
12/1/2024	5:15	46.1	46.0		47.3	54.2
12/1/2024	5:20	46.1			47.4	55.5
12/1/2024	5:25	45.7			46.7	52.5
12/1/2024	5:30	44.9	45.2	44.9	46.5	54.6
12/1/2024	5:35	45.6			47.0	55.2
12/1/2024	5:40	45.0			46.3	53.9
12/1/2024	5:45	44.3	44.5		45.8	58.1
12/1/2024	5:50	44.4			45.9	53.1
12/1/2024	5:55	44.8			46.2	56.1
12/1/2024	6:00	45.4	45.5	45.7	46.7	55.0
12/1/2024	6:05	45.3			46.8	57.9
12/1/2024	6:10	45.9			47.4	58.1
12/1/2024	6:15	45.1	45.9		46.6	55.7
12/1/2024	6:20	46.6			47.9	57.7
12/1/2024	6:25	45.9			47.6	56.7
12/1/2024	6:30	46.3	46.2	46.3	48.1	55.7
12/1/2024	6:35	45.9			47.9	56.6
12/1/2024	6:40	46.3			48.2	57.1
12/1/2024	6:45	47.0	46.5		48.9	57.8
12/1/2024	6:50	45.8			47.6	55.4
12/1/2024	6:55	46.6			48.2	55.9
12/1/2024	23:00	53.7	54.4	54.7	56.0	51.3
12/1/2024	23:05	55.6			57.7	53.5
12/1/2024	23:10	53.5			55.8	51.1
12/1/2024	23:15	55.3	54.9		57.3	53.1
12/1/2024	23:20	54.9			57.0	52.8
12/1/2024	23:25	54.6			56.6	52.3
12/1/2024	23:30	52.6	53.3	53.1	54.2	50.8
12/1/2024	23:35	53.7			55.5	51.7
12/1/2024	23:40	53.4			55.2	51.6
12/1/2024	23:45	52.3	53.0		53.8	50.7
12/1/2024	23:50	53.7			55.7	51.8
12/1/2024	23:55	53.0			54.9	50.8
		Mean	49.0	49.0		
		Maximum	54.9	54.7		
		Minimum	44.5	44.9		

Station: LFT_M11

Date	Start Time	Leq (5mins)	Leq (15mins)	Leq (30mins)	L10 (5mins)	L90 (5mins)
13/1/2024	0:00	54.0	53.4	53.5	56.0	51.8
13/1/2024	0:05	52.9			54.4	51.4
13/1/2024	0:10	53.3			55.1	51.2
13/1/2024	0:15	53.1	53.5		54.9	51.3
13/1/2024	0:20	53.2			54.6	51.0
13/1/2024	0:25	54.1			55.8	52.6
13/1/2024	0:30	53.0	53.2	53.1	54.3	51.2
13/1/2024	0:35	54.0			55.4	52.6
13/1/2024	0:40	52.5			54.3	50.7
13/1/2024	0:45	53.4	53.0		54.8	52.0
13/1/2024	0:50	52.5			54.3	50.8
13/1/2024	0:55	53.1			54.6	51.5
13/1/2024	1:00	53.3	52.9	53.2	54.9	51.8
13/1/2024	1:05	53.0			54.7	51.6
13/1/2024	1:10	52.4			53.8	50.6
13/1/2024	1:15	54.1	53.4		55.6	52.9
13/1/2024	1:20	52.1			53.9	50.7
13/1/2024	1:25	53.8			55.6	52.3
13/1/2024	1:30	51.0	50.8	50.9	52.4	49.6
13/1/2024	1:35	49.7			50.7	48.6
13/1/2024	1:40	51.4			52.6	50.2
13/1/2024	1:45	51.4	51.0		52.7	50.1
13/1/2024	1:50	50.3			51.5	49.1
13/1/2024	1:55	51.1			52.1	50.1
13/1/2024	2:00	51.0	51.1	50.9	52.3	49.9
13/1/2024	2:05	50.8			51.8	49.4
13/1/2024	2:10	51.6			52.7	50.5
13/1/2024	2:15	49.7	50.6		51.1	48.7
13/1/2024	2:20	50.8			51.8	49.7
13/1/2024	2:25	51.1			52.1	49.9
13/1/2024	2:30	47.7	47.8	47.8	48.6	46.6
13/1/2024	2:35	47.7			48.7	46.6
13/1/2024	2:40	48.0			48.9	46.9
13/1/2024	2:45	47.6	47.9		48.5	46.6
13/1/2024	2:50	48.2			49.3	47.2
13/1/2024	2:55	47.8			48.9	46.7
13/1/2024	3:00	48.2	48.0	47.9	49.2	47.1
13/1/2024	3:05	47.9			48.9	46.9
13/1/2024	3:10	47.9			48.9	46.9
13/1/2024	3:15	47.6	47.7		48.5	46.7
13/1/2024	3:20	47.6			48.6	46.5
13/1/2024	3:25	48.0			48.9	46.9
13/1/2024	3:30	45.9	45.7	45.2	47.0	44.8
13/1/2024	3:35	46.4			47.3	45.5
13/1/2024	3:40	44.6			45.5	43.5
13/1/2024	3:45	44.3	44.7		45.2	43.3
13/1/2024	3:50	44.8			45.9	43.7
13/1/2024	3:55	45.0			46.1	43.9
13/1/2024	4:00	44.3	44.5	45.2	45.3	43.2
13/1/2024	4:05	44.3			45.4	43.4
13/1/2024	4:10	45.0			45.9	44.1
13/1/2024	4:15	45.8	45.7		46.9	44.9
13/1/2024	4:20	45.5			46.4	44.6
13/1/2024	4:25	45.8			46.7	44.8
13/1/2024	4:30	46.5	45.4	45.3	47.6	45.4
13/1/2024	4:35	45.2			46.6	44.2
13/1/2024	4:40	44.3			45.6	43.0
13/1/2024	4:45	45.9	45.3		47.3	44.5
13/1/2024	4:50	44.6			45.8	43.4
13/1/2024	4:55	45.2			46.6	44.1
13/1/2024	5:00	45.9	45.6	45.9	47.3	44.8
13/1/2024	5:05	46.4			47.6	45.3
13/1/2024	5:10	44.4			45.6	43.4
13/1/2024	5:15	45.8	46.1		47.0	44.4
13/1/2024	5:20	46.5			47.7	45.5
13/1/2024	5:25	46.0			47.4	44.7
13/1/2024	5:30	45.2	44.9	45.3	46.5	43.6
13/1/2024	5:35	44.3			45.9	42.9
13/1/2024	5:40	45.1			46.7	43.7
13/1/2024	5:45	44.7	45.8		46.3	43.2
13/1/2024	5:50	46.6			47.9	45.3
13/1/2024	5:55	45.8			47.3	44.2
13/1/2024	6:00	46.2	46.4	45.9	47.6	44.7
13/1/2024	6:05	46.7			48.2	45.1
13/1/2024	6:10	46.4			47.9	45.1
13/1/2024	6:15	45.4	45.3		47.0	43.7
13/1/2024	6:20	44.3			45.6	42.9
13/1/2024	6:25	46.0			47.3	44.3
13/1/2024	6:30	46.6	46.7	46.4	48.4	45.0
13/1/2024	6:35	46.8			48.8	45.0
13/1/2024	6:40	46.8			48.6	45.1
13/1/2024	6:45	45.8	46.1		47.4	44.2
13/1/2024	6:50	46.5			48.4	44.8
13/1/2024	6:55	45.9			47.8	43.9
13/1/2024	23:01	52.9	52.8	52.9	54.8	51.4
13/1/2024	23:06	52.5			54.4	51.1
13/1/2024	23:11	52.9			55.1	50.8
13/1/2024	23:16	52.3	53.0		54.5	50.6
13/1/2024	23:21	53.3			55.4	51.1
13/1/2024	23:26	53.4			55.5	51.6
13/1/2024	23:31	53.4	53.1	53.0	55.5	51.2
13/1/2024	23:36	52.7			54.8	50.9
13/1/2024	23:41	53.1			55.2	50.9
13/1/2024	23:46	52.5	52.0		54.4	50.9
13/1/2024	23:51	52.0			53.7	50.3
13/1/2024	23:56	54.2			55.4	52.6
		Mean	48.9	48.9		
		Maximum	53.5	53.5		
		Minimum	44.5	45.2		

Date	Start Time	Leq (5mins)	Leq (15mins)	Leq (30mins)	L10 (5mins)	L90 (5mins)
14/1/2024	0:01	52.6	53.3	53.3	53.8	51.4
14/1/2024	0:06	53.0			54.3	51.7
14/1/2024	0:11	54.1			55.9	52.4
14/1/2024	0:16	53.5	53.2		54.7	51.9
14/1/2024	0:21	52.1			53.6	50.7
14/1/2024	0:26	53.9			55.6	52.7
14/1/2024	0:31	52.5	52.4	51.5	54.3	51.2
14/1/2024	0:36	52.5			53.9	50.7
14/1/2024	0:41	52.1			53.3	50.4
14/1/2024	0:46	50.0	50.4		51.6	48.2
14/1/2024	0:51	49.9			51.5	48.7
14/1/2024	0:56	51.2			52.5	50.2
14/1/2024	1:01	49.4	49.8	50.4	50.5	48.4
14/1/2024	1:06	50.3			51.7	48.9
14/1/2024	1:11	49.5			50.6	48.2
14/1/2024	1:16	50.6	51.0		51.9	49.5
14/1/2024	1:21	51.3			52.3	50.2
14/1/2024	1:26	51.0			52.1	50.0
14/1/2024	1:31	50.2	50.2	49.3	51.2	49.1
14/1/2024	1:36	50.1			51.2	49.1
14/1/2024	1:41	50.4			51.5	49.1
14/1/2024	1:46	48.1	48.1		49.4	47.1
14/1/2024	1:51	48.0			49.1	46.7
14/1/2024	1:56	48.2			49.1	47.1
14/1/2024	2:01	47.8	47.9	47.9	48.9	46.7
14/1/2024	2:06	47.9			49.0	47.0
14/1/2024	2:11	48.1			49.2	47.1
14/1/2024	2:16	48.0	47.9		48.9	47.0
14/1/2024	2:21	47.9			48.8	46.8
14/1/2024	2:26	47.7			48.7	46.6
14/1/2024	2:31	47.6	47.9	46.7	48.7	46.7
14/1/2024	2:36	48.0			48.9	47.0
14/1/2024	2:41	48.0			48.9	47.0
14/1/2024	2:46	45.3	45.1		46.4	44.3
14/1/2024	2:51	44.3			45.3	43.4
14/1/2024	2:56	45.7			46.7	44.7
14/1/2024	3:01	46.6	45.8	45.6	47.5	45.6
14/1/2024	3:06	46.1			47.0	45.0
14/1/2024	3:11	44.4			45.5	43.3
14/1/2024	3:16	44.8	45.3		45.9	43.9
14/1/2024	3:21	46.2			47.2	45.3
14/1/2024	3:26	44.7			45.7	43.8
14/1/2024	3:31	45.1	45.3	45.5	46.1	44.1
14/1/2024	3:36	44.9			46.0	43.8
14/1/2024	3:41	45.8			46.8	44.7
14/1/2024	3:46	45.4	45.8		46.3	44.5
14/1/2024	3:51	45.9			46.8	45.0
14/1/2024	3:56	46.0			47.3	44.9
14/1/2024	4:01	46.0	45.6	45.4	47.4	44.9
14/1/2024	4:06	45.0			46.0	43.8
14/1/2024	4:11	45.8			47.1	44.6
14/1/2024	4:16	44.7	45.2		45.7	43.3
14/1/2024	4:21	45.9			47.1	44.6
14/1/2024	4:26	44.9			45.9	43.5
14/1/2024	4:31	46.6	45.8	46.0	47.7	45.6
14/1/2024	4:36	46.1			47.1	44.9
14/1/2024	4:41	44.5			45.8	43.3
14/1/2024	4:46	45.5	46.2		46.9	44.2
14/1/2024	4:51	46.6			47.9	45.6
14/1/2024	4:56	46.3			48.0	44.9
14/1/2024	5:01	44.3	45.1	44.9	45.8	42.8
14/1/2024	5:06	45.8			47.3	44.1
14/1/2024	5:11	45.1			46.6	43.5
14/1/2024	5:16	44.2	44.7		45.6	42.7
14/1/2024	5:21	45.5			47.0	44.1
14/1/2024	5:26	44.3			45.6	42.6
14/1/2024	5:31	44.6	45.5	45.8	46.1	43.1
14/1/2024	5:36	45.0			46.7	43.5
14/1/2024	5:41	46.6			48.3	44.9
14/1/2024	5:46	46.0	46.1		47.7	44.3
14/1/2024	5:51	46.2			47.9	44.5
14/1/2024	5:56	46.1			47.8	44.5
14/1/2024	6:01	46.4	46.5	46.3	48.0	44.8
14/1/2024	6:06	47.0			48.8	45.1
14/1/2024	6:11	46.0			47.6	44.2
14/1/2024	6:16	46.6	46.1		48.2	44.6
14/1/2024	6:21	46.2			47.9	44.2
14/1/2024	6:26	45.4			47.1	43.4
14/1/2024	6:31	47.1	46.9	47.7	49.0	45.4
14/1/2024	6:36	47.1			49.0	45.5
14/1/2024	6:41	46.6			48.5	44.6
14/1/2024	6:46	47.5	48.4		49.1	45.9
14/1/2024	6:51	48.7			50.4	46.8
14/1/2024	6:56	48.8			51.2	46.4
14/1/2024	23:01	53.7	52.9	53.1	55.1	52.3
14/1/2024	23:06	51.8			54.0	49.8
14/1/2024	23:11	53.1			54.7	51.0
14/1/2024	23:16	53.9	53.3		55.9	52.4
14/1/2024	23:21	53.7			55.9	51.9
14/1/2024	23:26	52.2			54.3	50.7
14/1/2024	23:31	53.7	53.3	53.1	55.9	51.7
14/1/2024	23:36	52.5			53.9	50.7
14/1/2024	23:41	53.5			54.9	52.0
14/1/2024	23:46	52.6	53.0		54.0	50.7
14/1/2024	23:51	51.8			54.0	50.0
14/1/2024	23:56	54.2			55.6	52.8
		Mean	48.2	48.3		
		Maximum	53.3	53.3		
		Minimum	44.7	44.9		

Station: LFT_M11

Date	Start Time	Leq (5mins)	Leq (15mins)	Leq (30mins)	L10 (5mins)	L90 (5mins)
15/1/2024	0:01	53.9			55.5	52.7
15/1/2024	0:06	50.8	52.3		52.6	49.0
15/1/2024	0:11	51.6		51.4	53.2	49.8
15/1/2024	0:16	50.3			51.6	48.5
15/1/2024	0:21	49.4	50.4		51.0	48.1
15/1/2024	0:26	51.2			52.9	49.5
15/1/2024	0:31	51.3			52.8	50.0
15/1/2024	0:36	50.2	50.5		51.6	49.0
15/1/2024	0:41	50.0		50.3	51.2	48.7
15/1/2024	0:46	50.7			52.1	49.1
15/1/2024	0:51	49.6	50.0		51.2	48.2
15/1/2024	0:56	49.5			50.8	48.5
15/1/2024	1:01	49.7			51.1	48.5
15/1/2024	1:06	47.8	48.6		49.2	46.8
15/1/2024	1:11	47.9		48.3	49.1	46.7
15/1/2024	1:16	48.2			49.3	47.2
15/1/2024	1:21	47.7	48.0		48.9	46.6
15/1/2024	1:26	48.0			49.1	46.6
15/1/2024	1:31	47.7			48.7	46.5
15/1/2024	1:36	47.8	47.9		49.0	46.6
15/1/2024	1:41	48.1		48.0	49.3	47.0
15/1/2024	1:46	48.2			49.3	47.0
15/1/2024	1:51	48.2	48.1		49.3	47.1
15/1/2024	1:56	47.9			48.8	46.9
15/1/2024	2:01	47.7			48.6	46.6
15/1/2024	2:06	45.9	46.8		46.8	44.9
15/1/2024	2:11	46.6		46.2	47.5	45.5
15/1/2024	2:16	45.4			46.3	44.3
15/1/2024	2:21	45.6	45.4		46.5	44.7
15/1/2024	2:26	45.3			46.2	44.4
15/1/2024	2:31	44.9			46.0	44.0
15/1/2024	2:36	44.4	45.4		45.3	43.3
15/1/2024	2:41	46.7		45.4	47.7	45.7
15/1/2024	2:46	44.7			45.7	43.7
15/1/2024	2:51	44.3	45.3		45.2	43.2
15/1/2024	2:56	46.5			47.6	45.6
15/1/2024	3:01	44.4			45.3	43.4
15/1/2024	3:06	45.1	45.2		46.0	44.0
15/1/2024	3:11	46.0		45.3	47.0	45.0
15/1/2024	3:16	46.3			47.4	45.2
15/1/2024	3:21	44.4	45.3		45.3	43.5
15/1/2024	3:26	45.1			46.0	44.2
15/1/2024	3:31	44.6			45.5	43.6
15/1/2024	3:36	45.0	44.8		45.9	43.9
15/1/2024	3:41	44.9		45.1	46.0	43.8
15/1/2024	3:46	45.6			46.5	44.6
15/1/2024	3:51	45.3	45.3		46.2	44.2
15/1/2024	3:56	44.9			46.1	43.7
15/1/2024	4:01	46.3			47.3	45.0
15/1/2024	4:06	44.2	45.7		45.4	43.2
15/1/2024	4:11	46.3		45.6	47.7	45.0
15/1/2024	4:16	44.4			45.5	43.4
15/1/2024	4:21	46.1	45.5		47.5	45.0
15/1/2024	4:26	45.8			46.8	44.7
15/1/2024	4:31	46.4			47.8	45.2
15/1/2024	4:36	44.6	46.0		45.6	43.6
15/1/2024	4:41	46.7		45.9	48.0	45.3
15/1/2024	4:46	46.0			47.3	44.6
15/1/2024	4:51	44.8	45.8		46.2	43.4
15/1/2024	4:56	46.4			47.9	44.9
15/1/2024	5:01	45.4			46.9	43.8
15/1/2024	5:06	47.1	46.4		48.8	45.8
15/1/2024	5:11	46.6		46.5	48.3	45.0
15/1/2024	5:16	46.7			48.3	45.1
15/1/2024	5:21	46.5	46.5		47.9	44.9
15/1/2024	5:26	46.3			47.8	45.0
15/1/2024	5:31	46.9			48.3	45.4
15/1/2024	5:36	46.1	46.4		47.4	44.8
15/1/2024	5:41	46.1		46.6	47.5	44.4
15/1/2024	5:46	47.0			48.7	45.5
15/1/2024	5:51	46.7	46.8		48.1	45.0
15/1/2024	5:56	46.7			48.5	45.1
15/1/2024	6:01	46.4			48.4	44.8
15/1/2024	6:06	49.4	48.5		51.0	47.7
15/1/2024	6:11	49.0		48.3	50.9	47.0
15/1/2024	6:16	47.6			49.2	45.6
15/1/2024	6:21	47.7	48.1		49.5	45.8
15/1/2024	6:26	48.8			50.6	47.2
15/1/2024	6:31	48.8			50.5	47.1
15/1/2024	6:36	47.1	48.0		48.7	45.4
15/1/2024	6:41	47.9		48.2	49.8	46.1
15/1/2024	6:46	48.6			50.5	47.0
15/1/2024	6:51	48.1	48.4		49.9	46.4
15/1/2024	6:56	48.4			50.6	46.1
15/1/2024	23:00	53.1			55.4	51.0
15/1/2024	23:05	52.4	53.0		54.8	50.3
15/1/2024	23:10	53.5		53.4	55.9	51.6
15/1/2024	23:15	54.0			56.6	51.6
15/1/2024	23:20	54.2	53.8		56.2	52.3
15/1/2024	23:25	53.0			55.2	51.4
15/1/2024	23:30	52.7			54.6	51.0
15/1/2024	23:35	53.7	53.5		55.8	52.2
15/1/2024	23:40	54.1		53.1	56.3	51.9
15/1/2024	23:45	53.1			54.8	51.6
15/1/2024	23:50	52.9	52.7		55.0	50.8
15/1/2024	23:55	51.9			53.8	50.5
		Mean	47.9	48.0		
		Maximum	53.8	53.4		
		Minimum	44.8	45.1		

Date	Start Time	Leq (5mins)	Leq (15mins)	Leq (30mins)	L10 (5mins)	L90 (5mins)
16/1/2024	0:00	53.3			55.3	51.5
16/1/2024	0:05	54.0	53.4		56.0	52.4
16/1/2024	0:10	52.8		52.8	54.5	50.6
16/1/2024	0:15	53.9			55.9	52.2
16/1/2024	0:20	50.7	52.2		52.5	49.3
16/1/2024	0:25	51.3			52.5	49.5
16/1/2024	0:30	50.0			51.5	48.6
16/1/2024	0:35	50.3	50.3		51.5	49.0
16/1/2024	0:40	50.6		50.5	51.9	49.2
16/1/2024	0:45	49.4			50.7	48.0
16/1/2024	0:50	51.6	50.7		53.4	49.8
16/1/2024	0:55	50.7			52.2	48.9
16/1/2024	1:00	49.7			51.0	47.9
16/1/2024	1:05	49.4	49.6		50.8	48.2
16/1/2024	1:10	49.7		49.3	51.0	47.9
16/1/2024	1:15	50.6			52.4	49.4
16/1/2024	1:20	47.9	49.0		49.4	46.1
16/1/2024	1:25	48.0			49.1	46.9
16/1/2024	1:30	48.0			49.3	46.9
16/1/2024	1:35	48.0	47.9		49.3	46.7
16/1/2024	1:40	47.8		47.9	48.9	46.8
16/1/2024	1:45	47.8			49.2	46.7
16/1/2024	1:50	47.9	47.9		49.1	46.5
16/1/2024	1:55	48.0			49.2	46.6
16/1/2024	2:00	47.8			48.9	46.5
16/1/2024	2:05	47.6	47.8		48.7	46.5
16/1/2024	2:10	47.9		47.3	49.0	46.8
16/1/2024	2:15	47.9			48.9	46.7
16/1/2024	2:20	46.3	46.8		47.4	44.9
16/1/2024	2:25	46.0			46.9	45.0
16/1/2024	2:30	46.2			47.3	45.2
16/1/2024	2:35	44.5	45.8		45.4	43.6
16/1/2024	2:40	46.4		45.6	47.3	45.3
16/1/2024	2:45	45.9			46.9	44.9
16/1/2024	2:50	45.8	45.4		46.9	44.9
16/1/2024	2:55	44.4			45.5	43.5
16/1/2024	3:00	46.1			47.2	45.2
16/1/2024	3:05	46.3	46.0		47.4	45.4
16/1/2024	3:10	45.6		45.6	46.5	44.7
16/1/2024	3:15	45.4			46.4	44.3
16/1/2024	3:20	44.7	45.3		45.6	43.7
16/1/2024	3:25	45.6			46.7	44.6
16/1/2024	3:30	44.2			45.1	43.1
16/1/2024	3:35	45.4	45.3		46.4	44.4
16/1/2024	3:40	46.2		45.5	47.2	45.3
16/1/2024	3:45	46.0			46.9	45.0
16/1/2024	3:50	44.8	45.6		45.7	43.7
16/1/2024	3:55	46.0			47.1	45.1
16/1/2024	4:00	45.3			46.4	44.4
16/1/2024	4:05	44.4	44.8		45.3	43.3
16/1/2024	4:10	44.5		44.8	45.5	43.6
16/1/2024	4:15	45.4			46.3	44.5
16/1/2024	4:20	44.6	44.9		45.7	43.6
16/1/2024	4:25	44.7			46.1	43.6
16/1/2024	4:30	44.9			46.2	43.5
16/1/2024	4:35	45.9	45.4		46.9	44.8
16/1/2024	4:40	45.2		45.4	46.4	44.0
16/1/2024	4:45	46.6			47.7	45.4
16/1/2024	4:50	45.0	45.5		46.2	43.7
16/1/2024	4:55	44.6			46.0	43.3
16/1/2024	5:00	46.3			47.6	45.0
16/1/2024	5:05	45.4	45.5		46.6	44.4
16/1/2024	5:10	44.8		46.2	45.8	43.7
16/1/2024	5:15	46.1			47.3	44.9
16/1/2024	5:20	47.1	46.7		48.1	45.8
16/1/2024	5:25	46.9			48.2	45.5
16/1/2024	5:30	45.6			47.3	44.1
16/1/2024	5:35	46.2	46.2		47.9	44.9
16/1/2024	5:40	46.7		46.1	48.3	45.2
16/1/2024	5:45	45.6			46.9	44.2
16/1/2024	5:50	46.5	46.1		48.2	45.0
16/1/2024	5:55	46.1			47.5	44.4
16/1/2024	6:00	46.0			47.3	44.6
16/1/2024	6:05	46.5	46.2		48.0	45.2
16/1/2024	6:10	46.1		47.0	47.8	44.6
16/1/2024	6:15	45.6			47.2	44.0
16/1/2024	6:20	47.6	47.7		49.0	46.2
16/1/2024	6:25	49.1			51.0	47.2
16/1/2024	6:30	47.9			49.5	46.1
16/1/2024	6:35	47.7	47.7		49.4	45.9
16/1/2024	6:40	47.5		47.9	49.5	45.8
16/1/2024	6:45	48.0			49.7	46.4
16/1/2024	6:50	48.9	48.1		50.6	47.2
16/1/2024	6:55	47.1			48.7	45.1
16/1/2024	23:00	52.3			54.3	50.1
16/1/2024	23:05	53.5	52.9		55.9	51.3
16/1/2024	23:10	52.8		53.3	55.2	50.2
16/1/2024	23:15	52.9			55.4	50.7
16/1/2024	23:20	54.0	53.6		56.2	52.1
16/1/2024	23:25	53.9			55.7	51.8
16/1/2024	23:30	52.2			54.0	50.8
16/1/2024	23:35	52.2	52.3		54.3	50.8
16/1/2024	23:40	52.5		52.1	54.4	50.6
16/1/2024	23:45	51.9			54.0	50.3
16/1/2024	23:50	51.7	52.0		53.5	49.6
16/1/2024	23:55	52.3			53.8	50.6
		Mean	48.0	48.0		
		Maximum	53.6	53.3		
		Minimum	44.8	44.8		

Station: LFT_M11

Date	Start Time	Leq (5mins)	Leq (15mins)	Leq (30mins)	L10 (5mins)	L90 (5mins)
17/1/2024	0:00	51.7	52.2	51.6	53.3	49.5
17/1/2024	0:05	51.8			54.0	50.1
17/1/2024	0:10	52.9			54.3	51.0
17/1/2024	0:15	53.0	51.0		55.2	51.1
17/1/2024	0:20	49.5			51.3	47.9
17/1/2024	0:25	49.7			51.0	48.1
17/1/2024	0:30	50.5	50.3	50.3	52.2	48.8
17/1/2024	0:35	50.8			52.5	49.1
17/1/2024	0:40	49.5			51.3	48.1
17/1/2024	0:45	50.0	50.3		51.2	48.4
17/1/2024	0:50	50.5			51.7	49.1
17/1/2024	0:55	50.3			52.0	49.0
17/1/2024	1:00	49.8	51.1	49.9	51.6	48.2
17/1/2024	1:05	51.5			53.2	49.9
17/1/2024	1:10	51.7			53.5	50.2
17/1/2024	1:15	49.7	48.4		51.3	48.5
17/1/2024	1:20	47.6			49.1	46.0
17/1/2024	1:25	47.6			48.9	46.2
17/1/2024	1:30	48.2	48.0	47.9	49.3	47.1
17/1/2024	1:35	47.8			48.9	46.4
17/1/2024	1:40	48.1			49.4	46.8
17/1/2024	1:45	47.8	47.8		48.8	46.7
17/1/2024	1:50	47.8			49.1	46.4
17/1/2024	1:55	47.8			48.9	46.8
17/1/2024	2:00	47.8	47.8	47.5	49.0	46.4
17/1/2024	2:05	47.8			49.0	46.4
17/1/2024	2:10	47.8			48.8	46.8
17/1/2024	2:15	47.9	47.1		49.2	46.8
17/1/2024	2:20	46.6			48.0	45.5
17/1/2024	2:25	46.6			47.6	45.7
17/1/2024	2:30	45.7	45.7	45.4	46.8	44.6
17/1/2024	2:35	45.6			46.7	44.6
17/1/2024	2:40	45.8			46.7	44.8
17/1/2024	2:45	44.9	45.0		45.9	43.8
17/1/2024	2:50	45.6			46.5	44.7
17/1/2024	2:55	44.4			45.5	43.3
17/1/2024	3:00	45.5	44.8	45.3	46.5	44.6
17/1/2024	3:05	44.4			45.3	43.4
17/1/2024	3:10	44.5			45.6	43.4
17/1/2024	3:15	46.3	45.7		47.2	45.2
17/1/2024	3:20	45.8			46.8	44.7
17/1/2024	3:25	45.0			46.1	43.9
17/1/2024	3:30	45.2	45.2	45.4	46.2	44.1
17/1/2024	3:35	45.2			46.1	44.2
17/1/2024	3:40	45.2			46.2	44.2
17/1/2024	3:45	45.2	45.5		46.2	44.2
17/1/2024	3:50	45.9			46.8	44.9
17/1/2024	3:55	45.4			46.5	44.3
17/1/2024	4:00	45.6	46.1	46.1	46.6	44.7
17/1/2024	4:05	46.6			47.7	45.5
17/1/2024	4:10	45.9			47.0	44.8
17/1/2024	4:15	45.8	46.2		46.9	44.9
17/1/2024	4:20	46.4			47.5	45.4
17/1/2024	4:25	46.3			47.5	45.0
17/1/2024	4:30	46.3	45.3	45.3	47.7	45.2
17/1/2024	4:35	44.8			46.0	43.5
17/1/2024	4:40	44.5			45.5	43.1
17/1/2024	4:45	44.9	45.3		46.3	43.5
17/1/2024	4:50	45.5			46.9	44.3
17/1/2024	4:55	45.4			46.6	44.4
17/1/2024	5:00	45.2	45.2	45.8	46.5	43.8
17/1/2024	5:05	45.3			46.7	44.1
17/1/2024	5:10	45.2			46.2	43.8
17/1/2024	5:15	45.4	46.2		46.4	44.2
17/1/2024	5:20	46.5			47.8	45.4
17/1/2024	5:25	46.7			48.1	45.1
17/1/2024	5:30	46.0	45.9	46.0	47.6	44.3
17/1/2024	5:35	45.5			47.2	43.8
17/1/2024	5:40	46.3			48.0	44.8
17/1/2024	5:45	46.7	46.0		48.4	45.0
17/1/2024	5:50	45.4			47.0	44.1
17/1/2024	5:55	45.7			47.2	44.0
17/1/2024	6:00	46.0	46.5	47.3	47.3	44.3
17/1/2024	6:05	46.7			48.0	45.4
17/1/2024	6:10	46.8			48.2	45.2
17/1/2024	6:15	46.3	48.0		47.9	44.9
17/1/2024	6:20	48.5			49.9	46.8
17/1/2024	6:25	48.9			50.8	47.3
17/1/2024	6:30	48.0	48.6	48.0	49.6	46.3
17/1/2024	6:35	49.2			50.8	47.5
17/1/2024	6:40	48.6			50.5	47.0
17/1/2024	6:45	46.9	47.3		48.6	45.1
17/1/2024	6:50	47.9			49.7	46.3
17/1/2024	6:55	47.0			48.8	45.2
17/1/2024	23:02	53.1	53.4	53.1	55.7	50.8
17/1/2024	23:07	53.8			55.3	51.6
17/1/2024	23:12	53.3			55.2	51.9
17/1/2024	23:17	52.5	52.7		54.6	50.5
17/1/2024	23:22	53.1			55.1	51.5
17/1/2024	23:27	52.5			54.3	51.1
17/1/2024	23:32	54.2	53.4	53.3	56.3	52.6
17/1/2024	23:37	53.8			55.3	51.8
17/1/2024	23:42	52.0			54.0	50.3
17/1/2024	23:47	52.3	53.1		54.0	50.2
17/1/2024	23:52	54.1			55.8	52.5
17/1/2024	23:57	52.7			54.6	50.6
		Mean	48.0	48.0		
		Maximum	53.4	53.3		
		Minimum	44.8	45.3		

Date	Start Time	Leq (5mins)	Leq (15mins)	Leq (30mins)	L10 (5mins)	L90 (5mins)
18/1/2024	0:02	53.1	52.6	51.9	54.5	51.1
18/1/2024	0:07	51.9			53.6	50.2
18/1/2024	0:12	52.6			54.3	51.3
18/1/2024	0:17	52.4	51.2		54.1	51.1
18/1/2024	0:22	49.4			50.9	47.8
18/1/2024	0:27	51.3			53.0	50.1
18/1/2024	0:32	50.6	50.1	50.8	52.3	49.4
18/1/2024	0:37	49.5			51.1	48.2
18/1/2024	0:42	50.0			51.2	48.2
18/1/2024	0:47	51.0	51.4		52.5	49.2
18/1/2024	0:52	51.6			52.8	50.3
18/1/2024	0:57	51.6			53.4	50.2
18/1/2024	1:02	50.4	50.4	49.7	51.6	48.8
18/1/2024	1:07	51.0			52.2	49.8
18/1/2024	1:12	49.8			51.0	48.7
18/1/2024	1:17	50.0	48.7		51.4	48.7
18/1/2024	1:22	47.6			48.6	46.4
18/1/2024	1:27	48.2			49.5	47.0
18/1/2024	1:32	47.7	47.9	48.0	49.0	46.5
18/1/2024	1:37	47.9			49.0	46.9
18/1/2024	1:42	48.0			49.2	46.7
18/1/2024	1:47	48.2	48.1		49.2	47.0
18/1/2024	1:52	48.1			49.5	46.9
18/1/2024	1:57	48.0			49.4	46.8
18/1/2024	2:02	48.1	48.1	47.2	49.5	47.0
18/1/2024	2:07	48.1			49.0	47.1
18/1/2024	2:12	48.0			48.9	47.1
18/1/2024	2:17	47.8	46.0		48.8	46.7
18/1/2024	2:22	45.3			46.4	44.2
18/1/2024	2:27	44.2			45.1	43.3
18/1/2024	2:32	45.2	45.2	45.4	46.2	44.2
18/1/2024	2:37	45.3			46.4	44.3
18/1/2024	2:42	45.1			46.1	44.1
18/1/2024	2:47	45.7	45.6		46.7	44.6
18/1/2024	2:52	44.5			45.4	43.4
18/1/2024	2:57	46.4			47.3	45.4
18/1/2024	3:02	44.7	44.9	45.0	45.6	43.6
18/1/2024	3:07	44.4			45.4	43.5
18/1/2024	3:12	45.4			46.4	44.3
18/1/2024	3:17	44.6	45.2		45.7	43.7
18/1/2024	3:22	46.4			47.5	45.4
18/1/2024	3:27	44.4			45.3	43.3
18/1/2024	3:32	45.2	46.0	45.6	46.2	44.3
18/1/2024	3:37	46.0			47.0	44.9
18/1/2024	3:42	46.7			47.7	45.6
18/1/2024	3:47	44.7	45.2		45.8	43.6
18/1/2024	3:52	45.1			46.0	44.0
18/1/2024	3:57	45.7			46.8	44.8
18/1/2024	4:02	46.2	45.9	45.6	47.2	45.2
18/1/2024	4:07	46.3			47.6	44.9
18/1/2024	4:12	45.1			46.5	43.7
18/1/2024	4:17	44.7	45.3		45.8	43.4
18/1/2024	4:22	45.4			46.7	44.2
18/1/2024	4:27	45.6			47.0	44.2
18/1/2024	4:32	46.0	45.7	46.0	47.1	45.0
18/1/2024	4:37	46.3			47.4	45.0
18/1/2024	4:42	44.7			46.1	43.5
18/1/2024	4:47	46.6	46.2		47.6	45.4
18/1/2024	4:52	45.2			46.4	43.8
18/1/2024	4:57	46.6			47.7	45.2
18/1/2024	5:02	46.5	46.1	46.3	47.6	45.4
18/1/2024	5:07	46.7			48.0	45.4
18/1/2024	5:12	44.9			46.3	43.5
18/1/2024	5:17	45.6	46.4		47.3	44.2
18/1/2024	5:22	46.9			48.5	45.6
18/1/2024	5:27	46.6			48.0	45.1
18/1/2024	5:32	45.4	46.5	46.3	46.7	44.0
18/1/2024	5:37	47.0			48.7	45.5
18/1/2024	5:42	46.9			48.2	45.3
18/1/2024	5:47	45.4	46.2		47.1	43.8
18/1/2024	5:52	47.0			48.3	45.5
18/1/2024	5:57	45.9			47.2	44.2
18/1/2024	6:02	45.5	45.6	46.9	47.1	43.9
18/1/2024	6:07	45.8			47.7	44.0
18/1/2024	6:12	45.5			47.3	43.8
18/1/2024	6:17	46.7	48.0		48.7	45.1
18/1/2024	6:22	49.4			51.0	47.7
18/1/2024	6:27	47.3			49.3	45.7
18/1/2024	6:32	49.0	48.2	48.2	50.7	47.2
18/1/2024	6:37	47.2			48.9	45.5
18/1/2024	6:42	48.3			50.2	46.3
18/1/2024	6:47	49.3	48.2		51.2	47.7
18/1/2024	6:52	47.1			48.9	45.1
18/1/2024	6:57	48.0			50.0	46.0
18/1/2024	23:02	54.1	53.7	53.5	56.7	52.1
18/1/2024	23:07	53.9			56.0	51.8
18/1/2024	23:12	52.9			54.5	50.9
18/1/2024	23:17	53.7	53.3		55.5	51.9
18/1/2024	23:22	52.7			54.7	51.3
18/1/2024	23:27	53.3			55.5	51.2
18/1/2024	23:32	52.7	53.0	52.4	54.2	50.9
18/1/2024	23:37	54.0			55.8	52.6
18/1/2024	23:42	52.1			53.7	50.1
18/1/2024	23:47	52.0	51.7		53.8	50.2
18/1/2024	23:52	52.1			54.3	50.3
18/1/2024	23:57	50.8			52.9	49.3
		Mean	48.0	48.0		
		Maximum	53.7	53.5		
		Minimum	44.9	45.0		

Station: LFT_M11

Date	Start Time	Leq (5mins)	Leq (15mins)	Leq (30mins)	L10 (5mins)	L90 (5mins)
19/1/2024	0:02	51.3	51.5	50.8	53.3	49.7
19/1/2024	0:07	51.6			53.1	50.0
19/1/2024	0:12	51.6			53.2	50.3
19/1/2024	0:17	50.3	49.9		52.0	49.0
19/1/2024	0:22	49.8			51.5	48.5
19/1/2024	0:27	49.5			51.3	47.8
19/1/2024	0:32	49.5	50.9	50.7	51.1	48.2
19/1/2024	0:37	51.4			52.7	50.1
19/1/2024	0:42	51.5			53.2	50.0
19/1/2024	0:47	51.6	50.4		52.8	50.4
19/1/2024	0:52	50.9			52.1	49.5
19/1/2024	0:57	48.0			49.7	46.5
19/1/2024	1:02	48.2	48.0	47.9	49.6	46.6
19/1/2024	1:07	48.0			49.0	46.9
19/1/2024	1:12	47.7			48.8	46.7
19/1/2024	1:17	47.7	47.8		49.1	46.6
19/1/2024	1:22	48.0			49.1	46.9
19/1/2024	1:27	47.8			49.0	46.6
19/1/2024	1:32	48.2	48.0	47.8	49.2	46.9
19/1/2024	1:37	47.8			49.2	46.5
19/1/2024	1:42	48.1			49.2	47.0
19/1/2024	1:47	47.9	47.6		49.1	46.8
19/1/2024	1:52	48.2			49.4	47.2
19/1/2024	1:57	46.4			47.6	45.2
19/1/2024	2:02	45.6	45.4	45.2	46.8	44.3
19/1/2024	2:07	44.7			45.7	43.8
19/1/2024	2:12	45.9			46.9	44.9
19/1/2024	2:17	44.6	44.9		45.7	43.6
19/1/2024	2:22	44.8			45.7	43.8
19/1/2024	2:27	45.3			46.2	44.4
19/1/2024	2:32	44.8	45.6	45.4	45.7	43.7
19/1/2024	2:37	46.7			47.7	45.7
19/1/2024	2:42	45.2			46.3	44.2
19/1/2024	2:47	44.9	45.1		45.8	43.9
19/1/2024	2:52	44.8			45.8	43.9
19/1/2024	2:57	45.6			46.7	44.5
19/1/2024	3:02	46.0	45.5	45.5	47.1	45.0
19/1/2024	3:07	45.9			46.8	45.0
19/1/2024	3:12	44.5			45.6	43.6
19/1/2024	3:17	46.0	45.5		47.0	44.9
19/1/2024	3:22	45.6			46.5	44.5
19/1/2024	3:27	44.8			45.9	43.7
19/1/2024	3:32	45.1	46.2	45.8	46.1	44.0
19/1/2024	3:37	46.7			47.7	45.8
19/1/2024	3:42	46.6			47.7	45.6
19/1/2024	3:47	44.2	45.3		45.1	43.2
19/1/2024	3:52	45.4			46.5	44.4
19/1/2024	3:57	46.0			47.1	45.1
19/1/2024	4:02	44.3	45.4	45.9	45.2	43.4
19/1/2024	4:07	46.5			47.8	45.4
19/1/2024	4:12	45.0			46.4	44.0
19/1/2024	4:17	46.2	46.3		47.3	44.8
19/1/2024	4:22	46.7			48.1	45.3
19/1/2024	4:27	46.1			47.5	44.9
19/1/2024	4:32	46.5	46.1	46.0	47.6	45.2
19/1/2024	4:37	45.8			47.0	44.6
19/1/2024	4:42	45.9			47.2	44.9
19/1/2024	4:47	46.0	45.9		47.0	44.6
19/1/2024	4:52	45.3			46.3	44.2
19/1/2024	4:57	46.4			47.4	45.1
19/1/2024	5:02	46.4	46.6	46.5	47.8	45.2
19/1/2024	5:07	46.9			48.5	45.3
19/1/2024	5:12	46.6			48.2	45.1
19/1/2024	5:17	45.9	46.3		47.2	44.2
19/1/2024	5:22	46.4			47.9	44.7
19/1/2024	5:27	46.7			48.1	45.1
19/1/2024	5:32	45.8	45.7	46.0	47.2	44.2
19/1/2024	5:37	45.7			47.4	44.2
19/1/2024	5:42	45.5			47.1	43.8
19/1/2024	5:47	46.2	46.4		47.7	44.7
19/1/2024	5:52	45.6			46.9	44.1
19/1/2024	5:57	47.2			48.9	45.8
19/1/2024	6:02	48.1	48.1	47.7	49.7	46.7
19/1/2024	6:07	48.4			50.3	46.7
19/1/2024	6:12	47.9			49.8	46.3
19/1/2024	6:17	47.2	47.3		49.2	45.5
19/1/2024	6:22	47.2			49.2	45.3
19/1/2024	6:27	47.4			49.1	45.7
19/1/2024	6:32	48.1	47.6	49.1	49.8	46.4
19/1/2024	6:37	47.1			48.7	45.5
19/1/2024	6:42	47.5			49.1	45.5
19/1/2024	6:47	47.1	50.2		49.0	45.1
19/1/2024	6:52	48.9			50.6	47.0
19/1/2024	6:57	52.6			54.4	50.9
19/1/2024	23:02	54.1	53.0	53.0	56.4	52.1
19/1/2024	23:07	52.4			54.5	49.9
19/1/2024	23:12	52.3			54.2	50.2
19/1/2024	23:17	53.6	52.9		55.5	51.9
19/1/2024	23:22	52.5			54.1	50.8
19/1/2024	23:27	52.6			54.5	50.8
19/1/2024	23:32	52.6	53.6	52.9	54.4	51.1
19/1/2024	23:37	54.1			56.3	52.0
19/1/2024	23:42	54.0			55.7	52.3
19/1/2024	23:47	51.7	51.9		53.7	50.0
19/1/2024	23:52	52.2			54.1	50.2
19/1/2024	23:57	51.9			53.6	49.7
		Mean	47.8	47.9		
		Maximum	53.6	53.0		
		Minimum	44.9	45.2		

Date	Start Time	Leq (5mins)	Leq (15mins)	Leq (30mins)	L10 (5mins)	L90 (5mins)
20/1/2024	0:02	52.9	53.2	53.4	54.7	51.4
20/1/2024	0:07	53.4			55.4	51.5
20/1/2024	0:12	53.4			54.8	51.4
20/1/2024	0:17	53.2	53.5		54.9	51.6
20/1/2024	0:22	54.0			55.5	52.3
20/1/2024	0:27	53.4			55.2	51.7
20/1/2024	0:32	51.3	51.1	51.0	52.5	49.9
20/1/2024	0:37	51.1			52.9	49.5
20/1/2024	0:42	51.0			52.4	49.7
20/1/2024	0:47	50.5	50.9		52.0	48.8
20/1/2024	0:52	51.7			53.1	50.3
20/1/2024	0:57	50.5			51.7	48.8
20/1/2024	1:02	51.7	50.9	50.9	53.0	50.5
20/1/2024	1:07	49.4			51.0	47.7
20/1/2024	1:12	51.2			52.7	49.9
20/1/2024	1:17	51.4	51.0		52.6	50.2
20/1/2024	1:22	50.2			51.2	49.1
20/1/2024	1:27	51.3			52.3	49.9
20/1/2024	1:32	48.2	47.9	47.8	49.3	47.2
20/1/2024	1:37	48.0			49.2	46.7
20/1/2024	1:42	47.6			48.9	46.5
20/1/2024	1:47	47.9	47.7		49.0	46.7
20/1/2024	1:52	47.6			48.9	46.4
20/1/2024	1:57	47.6			49.0	46.4
20/1/2024	2:02	48.1	48.1	48.0	49.3	47.0
20/1/2024	2:07	48.1			49.1	46.7
20/1/2024	2:12	48.0			49.0	46.9
20/1/2024	2:17	47.7	47.9		48.7	46.6
20/1/2024	2:22	48.0			49.1	47.0
20/1/2024	2:27	48.0			49.1	47.1
20/1/2024	2:32	46.1	45.9	46.1	47.2	45.1
20/1/2024	2:37	46.0			47.1	45.0
20/1/2024	2:42	45.7			46.7	44.6
20/1/2024	2:47	46.3	46.2		47.2	45.2
20/1/2024	2:52	46.7			47.8	45.7
20/1/2024	2:57	45.4			46.4	44.4
20/1/2024	3:02	46.0	45.4	45.2	47.0	44.9
20/1/2024	3:07	44.5			45.5	43.4
20/1/2024	3:12	45.6			46.7	44.5
20/1/2024	3:17	44.5	45.0		45.4	43.5
20/1/2024	3:22	45.2			46.3	44.1
20/1/2024	3:27	45.2			46.1	44.2
20/1/2024	3:32	45.1	45.3	45.7	46.1	44.2
20/1/2024	3:37	44.9			45.8	43.8
20/1/2024	3:42	45.8			46.8	44.9
20/1/2024	3:47	46.7	46.0		47.6	45.8
20/1/2024	3:52	46.7			47.8	45.8
20/1/2024	3:57	44.2			45.1	43.2
20/1/2024	4:02	45.2	45.4	45.3	46.2	44.3
20/1/2024	4:07	46.4			47.5	45.4
20/1/2024	4:12	44.2			45.3	43.1
20/1/2024	4:17	45.0	45.2		46.3	43.6
20/1/2024	4:22	46.0			47.4	44.8
20/1/2024	4:27	44.6			45.9	43.4
20/1/2024	4:32	45.5	45.9	45.6	46.6	44.1
20/1/2024	4:37	46.1			47.1	44.8
20/1/2024	4:42	46.0			47.3	44.6
20/1/2024	4:47	44.3	45.3		45.5	43.0
20/1/2024	4:52	46.4			47.7	45.2
20/1/2024	4:57	44.9			46.3	43.6
20/1/2024	5:02	45.4	45.7	45.9	46.7	44.3
20/1/2024	5:07	46.0			47.3	44.9
20/1/2024	5:12	45.6			46.9	44.5
20/1/2024	5:17	45.8	46.1		47.1	44.1
20/1/2024	5:22	46.6			47.9	45.0
20/1/2024	5:27	45.8			47.2	44.4
20/1/2024	5:32	46.3	46.7	46.3	47.8	44.9
20/1/2024	5:37	47.1			48.7	45.7
20/1/2024	5:42	46.8			48.4	45.3
20/1/2024	5:47	45.5	45.8		47.2	44.1
20/1/2024	5:52	45.8			47.3	44.3
20/1/2024	5:57	46.0			47.3	44.5
20/1/2024	6:02	46.7	45.9	45.9	48.1	45.4
20/1/2024	6:07	45.4			46.9	43.9
20/1/2024	6:12	45.6			47.3	44.0
20/1/2024	6:17	46.0	45.9		47.8	44.1
20/1/2024	6:22	45.5			47.3	43.8
20/1/2024	6:27	46.1			48.0	44.2
20/1/2024	6:32	49.2	48.3	48.2	51.0	47.3
20/1/2024	6:37	46.9			48.9	45.3
20/1/2024	6:42	48.5			50.5	46.8
20/1/2024	6:47	47.1	48.1		49.0	45.3
20/1/2024	6:52	48.9			50.8	47.2
20/1/2024	6:57	48.2			49.8	46.4
20/1/2024	23:02	53.7	53.6	53.2	56.3	51.5
20/1/2024	23:07	53.9			56.4	51.8
20/1/2024	23:12	53.1			55.7	51.2
20/1/2024	23:17	53.4	52.9		54.8	51.8
20/1/2024	23:22	52.6			54.3	50.8
20/1/2024	23:27	52.6			54.7	51.0
20/1/2024	23:32	52.3	52.4	52.4	53.8	50.4
20/1/2024	23:37	52.3			53.9	50.3
20/1/2024	23:42	52.7			54.9	51.1
20/1/2024	23:47	52.5	52.3		54.0	50.7
20/1/2024	23:52	51.8			53.9	49.7
20/1/2024	23:57	52.6			54.5	50.6
		Mean	48.2	48.2		
		Maximum	53.6	53.4		
		Minimum	45.0	45.2		

Station: LFT_M11

Date	Start Time	Leq (5mins)	Leq (15mins)	Leq (30mins)	L10 (5mins)	L90 (5mins)
21/1/2024	0:02	51.9	51.5	51.1	53.9	49.8
21/1/2024	0:07	51.8			53.5	49.7
21/1/2024	0:12	50.7			52.4	48.8
21/1/2024	0:17	50.9	50.7		52.7	49.1
21/1/2024	0:22	49.9			51.2	48.3
21/1/2024	0:27	51.1			52.3	49.5
21/1/2024	0:32	49.9	50.2	50.3	51.5	48.3
21/1/2024	0:37	50.1			51.3	48.6
21/1/2024	0:42	50.6			51.9	49.1
21/1/2024	0:47	49.4	50.4		50.6	48.1
21/1/2024	0:52	51.7			53.5	50.2
21/1/2024	0:57	49.8			51.0	48.0
21/1/2024	1:02	50.0	49.6	48.7	51.2	48.7
21/1/2024	1:07	50.4			51.9	48.9
21/1/2024	1:12	48.1			49.8	46.5
21/1/2024	1:17	47.7	47.7		49.0	46.3
21/1/2024	1:22	47.7			49.1	46.5
21/1/2024	1:27	47.6			49.0	46.6
21/1/2024	1:32	47.9	47.9	47.8	49.0	46.6
21/1/2024	1:37	47.6			48.8	46.4
21/1/2024	1:42	48.2			49.6	47.0
21/1/2024	1:47	47.6	47.8		49.0	46.2
21/1/2024	1:52	47.6			48.8	46.2
21/1/2024	1:57	48.1			49.1	47.0
21/1/2024	2:02	48.2	47.1	46.5	49.5	47.0
21/1/2024	2:07	47.6			48.8	46.6
21/1/2024	2:12	44.7			46.1	43.4
21/1/2024	2:17	46.5	45.9		47.5	45.5
21/1/2024	2:22	46.2			47.3	45.1
21/1/2024	2:27	44.7			45.8	43.6
21/1/2024	2:32	46.7	46.2	45.7	47.8	45.8
21/1/2024	2:37	46.5			47.6	45.6
21/1/2024	2:42	45.2			46.2	44.1
21/1/2024	2:47	44.8	45.1		45.9	43.8
21/1/2024	2:52	45.5			46.6	44.4
21/1/2024	2:57	45.1			46.2	44.0
21/1/2024	3:02	46.6	45.6	45.5	47.6	45.5
21/1/2024	3:07	45.1			46.1	44.0
21/1/2024	3:12	44.8			45.9	43.7
21/1/2024	3:17	45.1	45.4		46.0	44.1
21/1/2024	3:22	46.1			47.2	45.1
21/1/2024	3:27	44.9			45.9	43.8
21/1/2024	3:32	45.7	45.7	45.2	46.8	44.8
21/1/2024	3:37	44.9			45.8	43.9
21/1/2024	3:42	46.5			47.6	45.5
21/1/2024	3:47	44.6	44.5		45.5	43.6
21/1/2024	3:52	44.5			45.6	43.5
21/1/2024	3:57	44.3			45.3	43.2
21/1/2024	4:02	44.6	45.1	45.5	45.6	43.7
21/1/2024	4:07	45.6			46.7	44.6
21/1/2024	4:12	45.0			46.0	44.1
21/1/2024	4:17	46.4	45.9		47.4	45.2
21/1/2024	4:22	44.2			45.4	43.1
21/1/2024	4:27	46.6			48.0	45.6
21/1/2024	4:32	45.2	45.7	45.5	46.5	43.8
21/1/2024	4:37	46.6			47.6	45.2
21/1/2024	4:42	45.0			46.3	43.6
21/1/2024	4:47	44.9	45.4		46.3	43.5
21/1/2024	4:52	45.9			47.2	44.5
21/1/2024	4:57	45.3			46.3	44.0
21/1/2024	5:02	45.2	45.4	45.8	46.4	43.8
21/1/2024	5:07	45.2			46.6	44.2
21/1/2024	5:12	45.8			46.8	44.4
21/1/2024	5:17	45.5	46.1		47.1	44.1
21/1/2024	5:22	45.9			47.4	44.2
21/1/2024	5:27	46.9			48.5	45.4
21/1/2024	5:32	46.3	46.2	46.2	47.7	45.0
21/1/2024	5:37	45.7			47.0	44.4
21/1/2024	5:42	46.5			48.1	44.9
21/1/2024	5:47	45.9	46.1		47.4	44.4
21/1/2024	5:52	46.0			47.7	44.7
21/1/2024	5:57	46.5			48.2	44.8
21/1/2024	6:02	46.8	47.0	47.7	48.1	45.2
21/1/2024	6:07	46.5			48.1	44.8
21/1/2024	6:12	47.7			49.2	46.2
21/1/2024	6:17	47.8	48.3		49.8	45.9
21/1/2024	6:22	47.7			49.4	45.7
21/1/2024	6:27	49.2			50.9	47.2
21/1/2024	6:32	47.5	47.7	47.4	49.4	45.5
21/1/2024	6:37	48.3			50.3	46.3
21/1/2024	6:42	47.2			49.2	45.5
21/1/2024	6:47	47.2	47.1		48.8	45.4
21/1/2024	6:52	46.8			48.4	45.0
21/1/2024	6:57	47.4			49.0	45.5
21/1/2024	23:02	53.0	53.3	53.0	55.4	50.5
21/1/2024	23:07	53.2			55.3	50.8
21/1/2024	23:12	53.6			55.9	51.1
21/1/2024	23:17	52.8	52.6		54.7	51.0
21/1/2024	23:22	51.7			53.5	49.7
21/1/2024	23:27	53.2			55.1	51.7
21/1/2024	23:32	54.0	53.6	53.4	55.5	51.8
21/1/2024	23:37	53.2			55.2	51.2
21/1/2024	23:42	53.5			55.3	52.0
21/1/2024	23:47	54.2	53.3		56.3	52.1
21/1/2024	23:52	52.4			54.2	50.3
21/1/2024	23:57	53.0			55.1	51.2
		Mean	47.8	47.8		
		Maximum	53.6	53.4		
		Minimum	44.5	45.2		

Date	Start Time	Leq (5mins)	Leq (15mins)	Leq (30mins)	L10 (5mins)	L90 (5mins)
22/1/2024	0:02	53.0	53.5	52.4	54.5	50.9
22/1/2024	0:07	53.9			55.8	51.9
22/1/2024	0:12	53.6			55.7	52.0
22/1/2024	0:17	51.0	50.8		52.7	49.4
22/1/2024	0:22	50.5			51.9	49.2
22/1/2024	0:27	51.0			52.5	49.3
22/1/2024	0:32	50.9	51.0	50.8	52.3	49.1
22/1/2024	0:37	50.2			51.9	48.5
22/1/2024	0:42	51.7			53.0	50.1
22/1/2024	0:47	49.5	50.6		50.7	48.3
22/1/2024	0:52	51.6			52.9	49.8
22/1/2024	0:57	50.5			52.0	49.0
22/1/2024	1:02	51.4	51.4	50.0	52.9	50.0
22/1/2024	1:07	51.6			52.8	49.9
22/1/2024	1:12	51.1			52.9	49.7
22/1/2024	1:17	48.2	48.0		49.4	47.1
22/1/2024	1:22	47.6			48.7	46.3
22/1/2024	1:27	48.2			49.5	47.0
22/1/2024	1:32	47.6	47.8	47.9	49.0	46.2
22/1/2024	1:37	48.1			49.2	46.9
22/1/2024	1:42	47.7			48.8	46.3
22/1/2024	1:47	48.0	47.9		49.4	46.9
22/1/2024	1:52	47.7			49.1	46.3
22/1/2024	1:57	48.0			49.4	46.9
22/1/2024	2:02	47.8	47.9	46.7	49.0	46.4
22/1/2024	2:07	48.1			49.3	46.8
22/1/2024	2:12	47.8			48.9	46.7
22/1/2024	2:17	44.6	45.1		45.6	43.5
22/1/2024	2:22	45.0			46.0	43.9
22/1/2024	2:27	45.7			46.8	44.8
22/1/2024	2:32	46.5	45.8	45.9	47.6	45.6
22/1/2024	2:37	44.7			45.6	43.8
22/1/2024	2:42	46.1			47.0	45.0
22/1/2024	2:47	46.4	46.0		47.4	45.4
22/1/2024	2:52	46.7			47.7	45.6
22/1/2024	2:57	44.5			45.6	43.4
22/1/2024	3:02	44.8	45.5	45.6	45.9	43.8
22/1/2024	3:07	45.8			46.7	44.8
22/1/2024	3:12	45.9			46.9	45.0
22/1/2024	3:17	44.2	45.7		45.1	43.1
22/1/2024	3:22	46.3			47.4	45.2
22/1/2024	3:27	46.4			47.3	45.3
22/1/2024	3:32	45.4	44.9	45.0	46.3	44.4
22/1/2024	3:37	44.6			45.6	43.6
22/1/2024	3:42	44.7			45.8	43.7
22/1/2024	3:47	44.2	45.0		45.1	43.3
22/1/2024	3:52	44.6			45.6	43.6
22/1/2024	3:57	46.0			47.1	45.1
22/1/2024	4:02	45.9	45.6	45.5	47.0	44.8
22/1/2024	4:07	44.4			45.4	43.5
22/1/2024	4:12	46.4			47.3	45.4
22/1/2024	4:17	44.3	45.3		45.3	43.0
22/1/2024	4:22	46.1			47.3	45.1
22/1/2024	4:27	45.4			46.5	44.4
22/1/2024	4:32	44.9	44.9	45.5	46.2	43.5
22/1/2024	4:37	45.5			46.8	44.4
22/1/2024	4:42	44.2			45.6	42.9
22/1/2024	4:47	45.6	46.0		46.9	44.2
22/1/2024	4:52	46.2			47.5	45.0
22/1/2024	4:57	46.2			47.3	45.0
22/1/2024	5:02	45.5	45.7	45.6	46.6	44.3
22/1/2024	5:07	45.2			46.5	44.0
22/1/2024	5:12	46.3			47.7	45.2
22/1/2024	5:17	45.4	45.6		46.7	44.0
22/1/2024	5:22	45.8			47.5	44.4
22/1/2024	5:27	45.5			46.8	44.2
22/1/2024	5:32	46.0	46.1	46.4	47.6	44.3
22/1/2024	5:37	45.5			47.1	44.0
22/1/2024	5:42	46.6			48.0	45.1
22/1/2024	5:47	46.7	46.6		48.2	45.1
22/1/2024	5:52	46.9			48.2	45.4
22/1/2024	5:57	46.3			47.9	44.8
22/1/2024	6:02	46.2	46.2	47.1	47.6	44.6
22/1/2024	6:07	46.6			48.0	45.0
22/1/2024	6:12	45.7			47.3	44.2
22/1/2024	6:17	47.2	47.9		48.9	45.2
22/1/2024	6:22	48.5			50.2	46.6
22/1/2024	6:27	47.8			49.6	45.8
22/1/2024	6:32	47.8	48.7	48.5	49.8	45.9
22/1/2024	6:37	49.1			50.8	47.1
22/1/2024	6:42	49.2			50.9	47.5
22/1/2024	6:47	48.0	48.2		50.0	46.4
22/1/2024	6:52	47.6			49.5	45.9
22/1/2024	6:57	48.9			50.5	46.9
22/1/2024	23:02	53.6	52.7	52.7	55.6	51.3
22/1/2024	23:07	52.1			54.1	50.7
22/1/2024	23:12	52.1			53.6	50.7
22/1/2024	23:17	52.7	52.8		54.1	51.0
22/1/2024	23:22	53.5			55.7	51.3
22/1/2024	23:27	52.2			53.7	50.5
22/1/2024	23:32	52.0	52.2	53.0	54.1	50.5
22/1/2024	23:37	52.7			54.6	51.0
22/1/2024	23:42	51.8			53.4	49.6
22/1/2024	23:47	54.2	53.7		55.7	52.0
22/1/2024	23:52	53.3			54.9	51.2
22/1/2024	23:57	53.4			55.1	51.5
		Mean	48.0	48.0		
		Maximum	53.7	53.0		
		Minimum	44.9	45.0		

Station: LFT_M11

Date	Start Time	Leq (5mins)	Leq (15mins)	Leq (30mins)	L10 (5mins)	L90 (5mins)
23/1/2024	0:02	52.1	51.0	50.5	53.5	50.7
23/1/2024	0:07	50.7			52.0	49.1
23/1/2024	0:12	49.9			51.1	48.1
23/1/2024	0:17	49.6	49.8		50.9	48.4
23/1/2024	0:22	49.6			51.2	48.2
23/1/2024	0:27	50.3			51.9	49.1
23/1/2024	0:32	51.2	50.6	50.9	52.7	49.4
23/1/2024	0:37	49.6			51.3	48.2
23/1/2024	0:42	50.9			52.4	49.7
23/1/2024	0:47	50.9	51.1		52.3	49.7
23/1/2024	0:52	51.7			53.3	50.0
23/1/2024	0:57	50.6			52.2	48.9
23/1/2024	1:02	51.1	49.3	48.7	52.6	49.3
23/1/2024	1:07	48.0			49.1	46.9
23/1/2024	1:12	48.1			49.2	46.7
23/1/2024	1:17	47.8	47.9		49.2	46.5
23/1/2024	1:22	47.9			49.2	46.8
23/1/2024	1:27	47.9			49.3	46.8
23/1/2024	1:32	48.1	48.0	48.0	49.3	47.1
23/1/2024	1:37	48.2			49.5	46.8
23/1/2024	1:42	47.7			48.7	46.5
23/1/2024	1:47	48.0	48.1		49.4	47.0
23/1/2024	1:52	48.2			49.4	47.1
23/1/2024	1:57	48.0			49.1	46.7
23/1/2024	2:02	48.2	46.6	45.8	49.5	47.1
23/1/2024	2:07	46.4			47.3	45.3
23/1/2024	2:12	44.5			45.6	43.6
23/1/2024	2:17	45.2	44.9		46.2	44.2
23/1/2024	2:22	45.0			46.1	44.0
23/1/2024	2:27	44.4			45.4	43.3
23/1/2024	2:32	46.4	45.9	45.7	47.3	45.4
23/1/2024	2:37	45.1			46.1	44.2
23/1/2024	2:42	46.1			47.0	45.1
23/1/2024	2:47	44.4	45.6		45.5	43.4
23/1/2024	2:52	45.3			46.3	44.4
23/1/2024	2:57	46.7			47.7	45.6
23/1/2024	3:02	45.4	45.0	45.2	46.3	44.4
23/1/2024	3:07	44.7			45.6	43.7
23/1/2024	3:12	44.8			45.7	43.9
23/1/2024	3:17	45.1	45.4		46.1	44.1
23/1/2024	3:22	46.4			47.3	45.3
23/1/2024	3:27	44.4			45.5	43.5
23/1/2024	3:32	44.8	45.1	45.5	45.8	43.8
23/1/2024	3:37	45.2			46.2	44.2
23/1/2024	3:42	45.2			46.3	44.2
23/1/2024	3:47	44.5	45.8		45.6	43.4
23/1/2024	3:52	46.5			47.5	45.5
23/1/2024	3:57	46.2			47.1	45.3
23/1/2024	4:02	45.8	45.1	45.1	46.8	44.7
23/1/2024	4:07	44.4			45.6	43.3
23/1/2024	4:12	45.1			46.5	44.1
23/1/2024	4:17	44.4	45.1		45.7	43.0
23/1/2024	4:22	45.3			46.6	43.9
23/1/2024	4:27	45.4			46.4	44.4
23/1/2024	4:32	45.7	45.6	45.4	46.7	44.4
23/1/2024	4:37	45.2			46.6	43.9
23/1/2024	4:42	46.0			47.4	44.8
23/1/2024	4:47	45.0	45.0		46.1	43.9
23/1/2024	4:52	44.3			45.3	43.1
23/1/2024	4:57	45.7			46.9	44.5
23/1/2024	5:02	46.1	46.2	46.2	47.2	45.1
23/1/2024	5:07	46.4			47.8	45.0
23/1/2024	5:12	46.2			47.6	44.6
23/1/2024	5:17	45.8	46.1		47.4	44.3
23/1/2024	5:22	47.0			48.5	45.3
23/1/2024	5:27	45.4			46.9	44.1
23/1/2024	5:32	45.9	45.8	46.0	47.5	44.6
23/1/2024	5:37	45.4			47.1	43.8
23/1/2024	5:42	46.0			47.3	44.5
23/1/2024	5:47	46.9	46.2		48.5	45.4
23/1/2024	5:52	46.2			47.8	44.5
23/1/2024	5:57	45.4			46.8	43.7
23/1/2024	6:02	46.3	47.9	48.1	47.8	44.9
23/1/2024	6:07	49.4			51.0	47.5
23/1/2024	6:12	47.4			49.4	45.6
23/1/2024	6:17	47.9	48.2		49.6	46.0
23/1/2024	6:22	49.4			51.4	47.7
23/1/2024	6:27	47.1			49.1	45.5
23/1/2024	6:32	48.1	48.0	48.3	49.7	46.3
23/1/2024	6:37	46.9			48.8	45.1
23/1/2024	6:42	48.9			50.6	47.1
23/1/2024	6:47	47.7	48.5		49.4	46.0
23/1/2024	6:52	49.4			51.1	47.4
23/1/2024	6:57	48.1			49.7	46.2
23/1/2024	23:02	54.1	53.7	53.2	56.6	51.5
23/1/2024	23:07	54.1			56.0	52.5
23/1/2024	23:12	52.7			54.4	50.9
23/1/2024	23:17	51.9	52.7		53.3	50.1
23/1/2024	23:22	52.3			54.0	50.2
23/1/2024	23:27	53.7			55.4	52.0
23/1/2024	23:32	53.3	53.5	53.3	54.7	51.8
23/1/2024	23:37	53.4			55.1	52.0
23/1/2024	23:42	53.9			55.9	51.8
23/1/2024	23:47	52.4	53.0		53.9	50.3
23/1/2024	23:52	52.6			54.4	50.7
23/1/2024	23:57	53.8			55.9	52.4
		Mean	47.8	47.9		
		Maximum	53.7	53.3		
		Minimum	44.9	45.1		

Date	Start Time	Leq (5mins)	Leq (15mins)	Leq (30mins)	L10 (5mins)	L90 (5mins)
24/1/2024	0:02	52.3	51.1	51.0	54.2	50.4
24/1/2024	0:07	50.5			52.2	49.0
24/1/2024	0:12	50.1			51.3	48.8
24/1/2024	0:17	51.1	50.9		52.8	49.7
24/1/2024	0:22	51.0			52.2	49.7
24/1/2024	0:27	50.7			52.4	49.5
24/1/2024	0:32	51.4	50.6	50.3	52.7	49.9
24/1/2024	0:37	50.6			51.8	49.3
24/1/2024	0:42	49.5			51.0	47.7
24/1/2024	0:47	50.3	50.0		51.6	49.1
24/1/2024	0:52	49.9			51.7	48.1
24/1/2024	0:57	49.9			51.2	48.1
24/1/2024	1:02	49.7	48.6	48.2	51.3	48.0
24/1/2024	1:07	48.0			49.3	46.9
24/1/2024	1:12	47.9			49.0	46.7
24/1/2024	1:17	47.7	47.8		48.9	46.5
24/1/2024	1:22	48.1			49.2	46.8
24/1/2024	1:27	47.6			48.7	46.2
24/1/2024	1:32	47.6	47.7	47.9	48.8	46.4
24/1/2024	1:37	47.8			48.8	46.4
24/1/2024	1:42	47.7			48.7	46.4
24/1/2024	1:47	47.7	48.0		48.7	46.7
24/1/2024	1:52	48.1			49.5	46.7
24/1/2024	1:57	48.2			49.5	46.8
24/1/2024	2:02	48.0	46.3	45.9	49.3	46.9
24/1/2024	2:07	44.2			45.3	43.1
24/1/2024	2:12	46.0			47.1	44.9
24/1/2024	2:17	45.3	45.4		46.4	44.4
24/1/2024	2:22	45.5			46.6	44.4
24/1/2024	2:27	45.4			46.5	44.3
24/1/2024	2:32	45.8	45.5	45.5	46.7	44.9
24/1/2024	2:37	44.4			45.5	43.4
24/1/2024	2:42	46.1			47.2	45.2
24/1/2024	2:47	45.6	45.5		46.5	44.7
24/1/2024	2:52	46.1			47.1	45.1
24/1/2024	2:57	44.6			45.6	43.6
24/1/2024	3:02	45.1	45.3	45.6	46.1	44.1
24/1/2024	3:07	44.7			45.7	43.7
24/1/2024	3:12	46.0			47.0	44.9
24/1/2024	3:17	44.2	45.8		45.1	43.3
24/1/2024	3:22	46.4			47.3	45.5
24/1/2024	3:27	46.5			47.6	45.4
24/1/2024	3:32	45.7	45.6	45.8	46.8	44.6
24/1/2024	3:37	46.4			47.4	45.3
24/1/2024	3:42	44.6			45.6	43.7
24/1/2024	3:47	46.7	46.1		47.7	45.6
24/1/2024	3:52	45.8			46.7	44.7
24/1/2024	3:57	45.6			46.5	44.5
24/1/2024	4:02	45.3	45.4	45.4	46.2	44.3
24/1/2024	4:07	45.3			46.7	44.3
24/1/2024	4:12	45.5			46.5	44.2
24/1/2024	4:17	45.0	45.3		46.0	43.7
24/1/2024	4:22	46.3			47.6	45.3
24/1/2024	4:27	44.5			45.6	43.1
24/1/2024	4:32	44.6	44.7	45.2	45.6	43.3
24/1/2024	4:37	45.0			46.1	43.7
24/1/2024	4:42	44.6			46.0	43.2
24/1/2024	4:47	45.3	45.6		46.4	44.0
24/1/2024	4:52	44.9			46.1	43.5
24/1/2024	4:57	46.4			47.4	45.4
24/1/2024	5:02	44.7	46.2	46.2	46.0	43.5
24/1/2024	5:07	46.4			48.1	44.7
24/1/2024	5:12	47.1			48.8	45.7
24/1/2024	5:17	45.7	46.2		47.3	44.0
24/1/2024	5:22	46.0			47.4	44.5
24/1/2024	5:27	46.9			48.4	45.6
24/1/2024	5:32	45.7	46.1	46.0	47.1	44.4
24/1/2024	5:37	45.7			47.3	44.0
24/1/2024	5:42	46.7			48.2	45.1
24/1/2024	5:47	46.1	46.0		47.6	44.6
24/1/2024	5:52	46.2			47.5	44.9
24/1/2024	5:57	45.7			47.0	44.1
24/1/2024	6:02	45.6	47.8	48.3	47.2	43.9
24/1/2024	6:07	48.4			50.1	46.8
24/1/2024	6:12	48.8			50.8	47.0
24/1/2024	6:17	48.1	48.7		50.0	46.3
24/1/2024	6:22	49.2			50.9	47.5
24/1/2024	6:27	48.7			50.5	47.1
24/1/2024	6:32	48.5	48.0	47.7	50.3	46.6
24/1/2024	6:37	47.0			49.0	45.1
24/1/2024	6:42	48.4			50.4	46.6
24/1/2024	6:47	47.5	47.4		49.1	45.6
24/1/2024	6:52	47.8			49.4	45.9
24/1/2024	6:57	47.0			48.8	45.1
24/1/2024	23:02	53.7	53.0	52.7	55.7	51.5
24/1/2024	23:07	52.0			54.0	49.9
24/1/2024	23:12	53.2			55.2	50.8
24/1/2024	23:17	53.3	52.4		55.3	51.8
24/1/2024	23:22	52.1			54.3	50.4
24/1/2024	23:27	51.7			53.2	49.7
24/1/2024	23:32	52.7	52.9	53.0	54.7	50.8
24/1/2024	23:37	53.9			55.4	52.5
24/1/2024	23:42	52.0			53.8	50.1
24/1/2024	23:47	53.9	53.1		55.3	51.8
24/1/2024	23:52	52.5			54.3	51.1
24/1/2024	23:57	52.8			54.5	51.4
		Mean	47.8	47.8		
		Maximum	53.1	53.0		
		Minimum	44.7	45.2		

Station: LFT_M11

Date	Start Time	Leq (5mins)	Leq (15mins)	Leq (30mins)	L10 (5mins)	L90 (5mins)
25/1/2024	0:02	52.5	51.0	50.5	54.7	51.1
25/1/2024	0:07	49.6			51.5	47.9
25/1/2024	0:12	50.4			52.4	48.8
25/1/2024	0:17	49.7	49.9		51.5	48.0
25/1/2024	0:22	50.4			51.7	49.0
25/1/2024	0:27	49.5			51.3	48.3
25/1/2024	0:32	50.4	50.2	50.5	52.2	49.2
25/1/2024	0:37	50.5			51.7	48.9
25/1/2024	0:42	49.6			51.3	48.0
25/1/2024	0:47	51.7	50.8		53.5	50.2
25/1/2024	0:52	50.2			51.9	49.0
25/1/2024	0:57	50.3			51.6	49.0
25/1/2024	1:02	50.5	48.8	48.5	52.3	48.8
25/1/2024	1:07	47.6			49.2	46.0
25/1/2024	1:12	47.8			49.0	46.5
25/1/2024	1:17	47.9	48.1		49.0	46.7
25/1/2024	1:22	48.1			49.1	46.9
25/1/2024	1:27	48.2			49.5	47.0
25/1/2024	1:32	47.8	47.8	47.8	49.0	46.4
25/1/2024	1:37	47.9			48.9	46.8
25/1/2024	1:42	47.7			48.8	46.7
25/1/2024	1:47	47.7	47.8		48.8	46.5
25/1/2024	1:52	47.8			49.1	46.6
25/1/2024	1:57	47.9			48.9	46.6
25/1/2024	2:02	48.1	46.5	46.0	49.4	46.7
25/1/2024	2:07	44.2			45.2	43.2
25/1/2024	2:12	46.3			47.6	44.9
25/1/2024	2:17	44.6	45.6		45.7	43.7
25/1/2024	2:22	45.1			46.0	44.2
25/1/2024	2:27	46.7			47.6	45.7
25/1/2024	2:32	46.7	45.9	45.5	47.6	45.7
25/1/2024	2:37	45.0			45.9	44.1
25/1/2024	2:42	45.7			46.6	44.7
25/1/2024	2:47	45.0	45.1		46.1	43.9
25/1/2024	2:52	45.9			46.9	44.9
25/1/2024	2:57	44.2			45.1	43.2
25/1/2024	3:02	44.3	45.6	45.7	45.4	43.3
25/1/2024	3:07	46.3			47.2	45.4
25/1/2024	3:12	46.0			47.0	44.9
25/1/2024	3:17	44.9	45.7		46.0	43.8
25/1/2024	3:22	46.7			47.7	45.6
25/1/2024	3:27	45.4			46.5	44.5
25/1/2024	3:32	46.1	45.0	45.0	47.1	45.0
25/1/2024	3:37	44.3			45.2	43.2
25/1/2024	3:42	44.5			45.6	43.5
25/1/2024	3:47	44.3	44.9		45.4	43.4
25/1/2024	3:52	44.9			45.9	43.8
25/1/2024	3:57	45.4			46.3	44.4
25/1/2024	4:02	45.1	45.6	45.4	46.0	44.2
25/1/2024	4:07	44.7			45.6	43.6
25/1/2024	4:12	46.7			47.6	45.8
25/1/2024	4:17	44.8	45.2		45.9	43.6
25/1/2024	4:22	45.9			47.0	44.5
25/1/2024	4:27	44.9			46.0	43.5
25/1/2024	4:32	46.7	45.7	45.7	48.0	45.6
25/1/2024	4:37	45.1			46.1	44.1
25/1/2024	4:42	45.2			46.4	44.1
25/1/2024	4:47	44.3	45.6		45.7	43.1
25/1/2024	4:52	45.8			47.2	44.4
25/1/2024	4:57	46.4			47.5	45.3
25/1/2024	5:02	46.0	45.8	45.9	47.2	44.7
25/1/2024	5:07	45.8			47.2	44.6
25/1/2024	5:12	45.6			46.9	44.5
25/1/2024	5:17	46.1	46.0		47.4	44.6
25/1/2024	5:22	45.5			47.2	43.9
25/1/2024	5:27	46.3			47.8	44.9
25/1/2024	5:32	45.8	45.9	45.8	47.5	44.1
25/1/2024	5:37	46.2			47.6	44.8
25/1/2024	5:42	45.6			47.2	44.1
25/1/2024	5:47	45.6	45.6		47.1	43.9
25/1/2024	5:52	45.5			46.9	43.9
25/1/2024	5:57	45.8			47.1	44.3
25/1/2024	6:02	45.4	47.4	48.3	46.8	43.8
25/1/2024	6:07	49.0			50.4	47.7
25/1/2024	6:12	47.2			48.6	45.9
25/1/2024	6:17	49.0	49.0		50.6	47.0
25/1/2024	6:22	49.1			50.9	47.2
25/1/2024	6:27	49.0			51.0	47.1
25/1/2024	6:32	47.8	47.7	47.6	49.5	45.9
25/1/2024	6:37	47.2			49.1	45.2
25/1/2024	6:42	48.0			49.6	46.3
25/1/2024	6:47	47.3	47.6		48.9	45.4
25/1/2024	6:52	47.9			49.6	46.0
25/1/2024	6:57	47.6			49.3	46.0
		Mean	47.0	47.0		
		Maximum	51.0	50.5		
		Minimum	44.9	45.0		

Summary of Noise Monitoring Results during 23:00 - 07:00 on the next day at LFT_M11		
	Leq (15mins)	**Leq (30mins)**
Mean	48.4	48.4
Maximum	55.2	54.7
Minimum	44.5	44.8

Appendix 3-31 Baseline Noise Monitoring Data – 07:00 - 19:00 at SSNV_M2

Station: SSNV M2

Date	Start Time	Leq (5mins)	Leq (30mins)	L10 (5mins)	L90 (5mins)
26/1/2024	9:01	47.4		49.5	44.9
26/1/2024	9:06	47.9		50.3	45.0
26/1/2024	9:11	48.5	48.1	51.6	45.9
26/1/2024	9:16	47.5		50.9	44.7
26/1/2024	9:21	50.0		52.7	46.7
26/1/2024	9:26	46.8		50.2	44.1
26/1/2024	9:31	50.0		52.4	47.2
26/1/2024	9:36	50.3		53.8	47.7
26/1/2024	9:41	49.3	49.4	52.8	46.0
26/1/2024	9:46	50.6		53.1	47.5
26/1/2024	9:51	46.2		49.5	42.8
26/1/2024	9:56	48.5		51.9	45.6
26/1/2024	10:01	50.4		53.8	47.1
26/1/2024	10:06	47.8		50.3	44.8
26/1/2024	10:11	47.6	48.0	50.8	44.6
26/1/2024	10:16	46.6		50.0	43.9
26/1/2024	10:21	47.5		49.8	44.3
26/1/2024	10:26	46.7		49.9	44.4
26/1/2024	10:31	49.2		51.9	46.4
26/1/2024	10:36	50.0		52.2	47.6
26/1/2024	10:41	49.3	49.6	52.1	46.8
26/1/2024	10:46	50.9		54.4	48.5
26/1/2024	10:51	50.1		53.3	47.7
26/1/2024	10:56	46.8		50.1	44.1
26/1/2024	11:01	49.5		52.0	46.7
26/1/2024	11:06	50.7		54.1	48.0
26/1/2024	11:11	49.9	49.9	53.4	47.1
26/1/2024	11:16	50.6		54.1	47.2
26/1/2024	11:21	50.2		53.1	46.9
26/1/2024	11:26	48.4		51.3	45.5
26/1/2024	11:31	47.9		50.1	45.3
26/1/2024	11:36	47.9		50.6	44.1
26/1/2024	11:41	48.7	49.7	51.1	45.4
26/1/2024	11:46	49.5		52.8	46.3
26/1/2024	11:51	52.9		56.1	50.4
26/1/2024	11:56	48.7		51.6	45.1
26/1/2024	12:01	49.8		52.5	46.4
26/1/2024	12:06	47.8		51.3	45.1
26/1/2024	12:11	51.7	49.9	54.9	48.9
26/1/2024	12:16	50.0		53.7	46.6
26/1/2024	12:21	49.2		52.4	46.6
26/1/2024	12:26	49.9		53.3	47.2
26/1/2024	12:31	49.0		52.0	46.0
26/1/2024	12:36	49.6		52.8	46.2
26/1/2024	12:41	49.1	50.0	51.7	45.6
26/1/2024	12:46	52.4		56.2	49.2
26/1/2024	12:51	47.7		51.4	44.9
26/1/2024	12:56	50.4		53.7	47.4
26/1/2024	13:01	50.6		54.5	47.8
26/1/2024	13:06	49.7		52.2	46.3
26/1/2024	13:11	47.2	49.5	50.3	44.8
26/1/2024	13:16	49.9		53.6	46.6
26/1/2024	13:21	50.2		53.4	47.5
26/1/2024	13:26	48.6		52.1	45.8
26/1/2024	13:31	50.3		52.7	46.5
26/1/2024	13:36	50.3		54.0	47.1
26/1/2024	13:41	49.4	51.1	51.8	46.4
26/1/2024	13:46	52.4		55.0	49.2
26/1/2024	13:51	51.9		55.8	49.0
26/1/2024	13:56	51.5		54.5	48.0
26/1/2024	14:01	54.5		57.9	50.8
26/1/2024	14:06	52.9		56.4	50.1
26/1/2024	14:11	52.4	53.1	55.1	49.1
26/1/2024	14:16	52.4		55.5	49.0
26/1/2024	14:21	54.6		58.2	52.1
26/1/2024	14:26	50.2		53.8	46.6
26/1/2024	14:31	53.4		56.0	50.6
26/1/2024	14:36	50.1		53.4	46.2
26/1/2024	14:41	53.9	51.6	56.4	51.5
26/1/2024	14:46	49.2		51.6	46.7
26/1/2024	14:51	51.1		54.9	48.1
26/1/2024	14:56	49.1		51.9	46.0
26/1/2024	15:01	48.4		51.5	45.0
26/1/2024	15:06	53.8		57.2	51.3
26/1/2024	15:11	55.0	51.8	58.3	52.0
26/1/2024	15:16	48.7		52.9	45.4
26/1/2024	15:21	51.4		55.0	48.4
26/1/2024	15:26	48.5		52.6	45.0
26/1/2024	15:31	49.3		51.9	45.7
26/1/2024	15:36	48.6		52.0	44.8
26/1/2024	15:41	54.0	53.7	57.1	50.2
26/1/2024	15:46	51.1		55.2	47.4
26/1/2024	15:51	49.1		52.9	44.9
26/1/2024	15:56	59.0		62.7	55.1
26/1/2024	16:01	46.7		49.4	42.5
26/1/2024	16:06	43.0		46.9	38.9
26/1/2024	16:11	53.6	49.5	56.9	49.6
26/1/2024	16:16	50.5		53.3	46.9
26/1/2024	16:21	48.6		52.6	45.9
26/1/2024	16:26	47.7		51.2	44.6
26/1/2024	16:31	47.0		49.8	44.1
26/1/2024	16:36	53.2		57.2	50.5
26/1/2024	16:41	58.9	53.8	62.3	56.1
26/1/2024	16:46	54.3		58.3	50.5
26/1/2024	16:51	46.5		50.4	43.8
26/1/2024	16:56	49.0		53.1	45.0
26/1/2024	17:01	45.6		48.7	42.7
26/1/2024	17:06	48.2		51.7	45.4
26/1/2024	17:11	48.4	47.1	51.8	45.8
26/1/2024	17:16	48.5		51.9	44.2
26/1/2024	17:21	45.3		47.9	41.3
26/1/2024	17:26	45.2		48.7	41.7
26/1/2024	17:31	44.5		47.8	40.6
26/1/2024	17:36	49.2		53.3	45.7
26/1/2024	17:41	47.4	46.2	52.0	44.6
26/1/2024	17:46	44.8		47.6	42.2
26/1/2024	17:51	44.5		47.5	41.7
26/1/2024	17:56	44.4		48.0	41.5
26/1/2024	18:01	42.4		45.1	39.6
26/1/2024	18:06	44.5		48.1	41.6
26/1/2024	18:11	46.0	43.7	48.7	41.8
26/1/2024	18:16	42.2		44.8	38.8
26/1/2024	18:21	43.6		47.0	40.2
26/1/2024	18:26	42.4		45.7	37.7
26/1/2024	18:31	43.4		47.3	39.1
26/1/2024	18:36	46.3		50.8	43.1
26/1/2024	18:41	43.3	44.8	47.8	39.4
26/1/2024	18:46	44.8		49.1	40.9
26/1/2024	18:51	45.6		49.2	42.2
26/1/2024	18:56	44.3		48.0	40.2
		Mean	49.5		
		Maximum	53.8		
		Minimum	43.7		

Date	Start Time	Leq (5mins)	Leq (30mins)	L10 (5mins)	L90 (5mins)
27/1/2024	7:01	44.4		46.6	42.4
27/1/2024	7:06	47.1		49.4	44.8
27/1/2024	7:11	45.2	45.4	47.9	43.0
27/1/2024	7:16	43.9		47.0	41.8
27/1/2024	7:21	44.0		46.9	40.6
27/1/2024	7:26	46.7		49.9	44.2
27/1/2024	7:31	44.9		48.3	42.8
27/1/2024	7:36	44.9		48.0	41.9
27/1/2024	7:41	47.1	45.5	49.7	43.7
27/1/2024	7:46	44.4		47.6	41.7
27/1/2024	7:51	44.1		46.8	41.4
27/1/2024	7:56	46.8		50.2	44.7
27/1/2024	8:01	46.9		49.2	44.7
27/1/2024	8:06	48.6		51.9	45.5
27/1/2024	8:11	49.1	48.4	52.3	46.1
27/1/2024	8:16	49.5		51.9	46.3
27/1/2024	8:21	49.1		51.5	46.8
27/1/2024	8:26	46.4		48.8	43.7
27/1/2024	8:31	47.2		50.4	44.8
27/1/2024	8:36	48.8		51.3	46.1
27/1/2024	8:41	47.3	47.7	49.9	44.2
27/1/2024	8:46	48.9		51.8	45.9
27/1/2024	8:51	47.4		50.5	44.7
27/1/2024	8:56	46.3		48.7	43.2
27/1/2024	9:01	49.6		52.4	47.5
27/1/2024	9:06	46.3		49.2	43.5
27/1/2024	9:11	47.5	48.8	50.0	44.4
27/1/2024	9:16	48.7		51.3	45.4
27/1/2024	9:21	50.6		53.2	47.6
27/1/2024	9:26	48.6		51.0	45.7
27/1/2024	9:31	48.9		51.8	45.6
27/1/2024	9:36	47.9		51.1	45.5
27/1/2024	9:41	48.0	48.8	51.2	45.5
27/1/2024	9:46	49.6		52.6	46.9
27/1/2024	9:53	49.1		52.4	46.1
27/1/2024	9:58	49.1		52.6	45.6
27/1/2024	10:03	49.4		51.7	46.3
27/1/2024	10:08	47.2		50.1	44.0
27/1/2024	10:13	50.9	49.4	53.7	47.2
27/1/2024	10:18	50.2		53.2	47.4
27/1/2024	10:23	48.0		50.2	45.4
27/1/2024	10:28	49.6		52.8	46.8
27/1/2024	10:33	48.5		52.0	45.2
27/1/2024	10:38	46.8		49.3	44.3
27/1/2024	10:43	46.5	48.7	48.7	42.9
27/1/2024	10:48	50.8		53.1	47.6
27/1/2024	10:53	46.8		49.0	43.3
27/1/2024	10:58	50.6		53.8	47.1
27/1/2024	11:03	49.5		52.9	46.9
27/1/2024	11:08	52.1		54.5	49.1
27/1/2024	11:13	49.5	50.1	53.3	46.8
27/1/2024	11:18	49.7		52.7	47.2
27/1/2024	11:23	49.9		53.2	47.6
27/1/2024	11:28	48.9		52.4	45.6
27/1/2024	11:33	48.6		50.9	44.8
27/1/2024	11:38	51.3	49.6	54.3	48.1
27/1/2024	11:43	49.4		52.5	46.5
27/1/2024	11:48	48.4		51.2	44.8
27/1/2024	11:53	50.1		52.9	46.9
27/1/2024	11:58	49.2		53.0	46.1
27/1/2024	12:03	49.8		52.6	47.0
27/1/2024	12:08	49.1		52.3	45.9
27/1/2024	12:13	50.0	50.5	52.7	46.8
27/1/2024	12:18	51.7		54.4	47.9
27/1/2024	12:23	49.9		52.9	47.0
27/1/2024	12:28	51.8		54.6	48.8
27/1/2024	12:33	50.8		54.7	48.3
27/1/2024	12:38	51.7		55.4	48.9
27/1/2024	12:43	47.8	50.7	50.8	45.4
27/1/2024	12:48	49.9		52.7	47.1
27/1/2024	12:53	51.4		54.5	47.6
27/1/2024	12:58	51.7		55.6	47.8
27/1/2024	13:03	50.3		53.3	46.8
27/1/2024	13:08	49.4		53.1	47.0
27/1/2024	13:13	50.4	50.1	53.6	47.0
27/1/2024	13:18	49.8		53.1	46.4
27/1/2024	13:23	50.8		54.2	47.7
27/1/2024	13:28	49.9		53.5	46.3
27/1/2024	13:33	49.8		52.9	46.6
27/1/2024	13:38	47.5	50.6	50.3	44.3
27/1/2024	13:43	48.6		51.8	46.1
27/1/2024	13:48	50.9		53.7	47.2
27/1/2024	13:53	50.1		53.7	46.4
27/1/2024	13:58	53.9		57.7	50.0
27/1/2024	14:03	49.3		52.1	46.7
27/1/2024	14:08	49.5	50.4	52.5	46.3
27/1/2024	14:13	49.4		52.4	45.5
27/1/2024	14:18	52.0		55.6	49.4
27/1/2024	14:23	51.7		54.5	47.8
27/1/2024	14:28	49.7		53.5	46.7
27/1/2024	14:33	51.7		54.2	48.4
27/1/2024	14:38	52.7	52.5	55.9	49.2
27/1/2024	14:43	54.3		58.1	51.5
27/1/2024	14:48	49.0		52.8	45.9
27/1/2024	14:53	54.8		57.6	51.8
27/1/2024	14:58	48.7		52.7	45.7
27/1/2024	15:03	51.4		55.1	47.2
27/1/2024	15:08	53.9	52.1	58.1	51.2
27/1/2024	15:13	48.6		52.7	44.6
27/1/2024	15:18	52.1		55.4	48.8
27/1/2024	15:23	53.2		56.3	50.5
27/1/2024	15:28	51.8		55.9	48.2
27/1/2024	15:33	53.4		57.1	49.7
27/1/2024	15:38	55.4	55.0	59.2	52.2
27/1/2024	15:43	54.8		57.9	51.5
27/1/2024	15:48	54.9		57.9	51.3
27/1/2024	15:53	52.7		55.9	49.6
27/1/2024	15:58	57.4		60.8	53.8
27/1/2024	16:03	52.6		55.5	49.3
27/1/2024	16:08	46.8	55.8	50.7	43.3
27/1/2024	16:13	56.3		60.1	53.7
27/1/2024	16:18	56.7		60.4	53.0
27/1/2024	16:23	58.4		61.8	55.7
27/1/2024	16:28	56.5		60.6	52.1
27/1/2024	16:33	45.1		48.6	41.6
27/1/2024	16:38	45.2	48.0	48.6	41.5
27/1/2024	16:43	51.2		55.4	48.0
27/1/2024	16:48	47.4		51.6	43.4
27/1/2024	16:53	49.1		53.1	45.4
27/1/2024	16:58	46.3		49.3	42.4
27/1/2024	17:03	49.1		53.7	45.7
27/1/2024	17:08	46.9	47.0	50.1	43.3
27/1/2024	17:13	45.3		47.9	41.1
27/1/2024	17:18	45.3		48.8	40.5
27/1/2024	17:23	47.4		51.7	43.1
27/1/2024	17:28	46.5		49.8	43.1
27/1/2024	17:33	44.2		49.0	40.5
27/1/2024	17:38	46.8		51.5	42.6
27/1/2024	17:43	46.5	46.4	49.7	42.8
27/1/2024	17:48	46.8		50.0	43.1
27/1/2024	17:53	47.7		50.8	43.8
27/1/2024	17:58	45.7		48.4	41.2
27/1/2024	18:03	42.5		46.5	38.6
27/1/2024	18:08	42.2		45.5	39.3
27/1/2024	18:13	44.2	44.3	48.1	41.0
27/1/2024	18:18	46.7		49.6	44.0
27/1/2024	18:23	44.9		48.5	40.7
27/1/2024	18:28	43.8		47.0	40.1
27/1/2024	18:33	42.9		46.2	40.2
27/1/2024	18:38	44.3		48.5	41.2
27/1/2024	18:43	46.2	44.6	48.9	42.3
27/1/2024	18:48	44.5		47.1	41.8
27/1/2024	18:53	46.1		50.5	42.5
27/1/2024	18:58	42.5		44.9	38.1
		Mean	49.2		
		Maximum	55.8		
		Minimum	44.3		

Date	Start Time	Leq (5mins)	Leq (30mins)	L10 (5mins)	L90 (5mins)
28/1/2024	7:03	45.6		48.5	42.5
28/1/2024	7:08	44.8		47.4	42.3
28/1/2024	7:13	47.6	46.2	50.2	44.5
28/1/2024	7:18	47.5		50.0	44.2
28/1/2024	7:23	43.2		45.8	40.8
28/1/2024	7:28	46.7		49.2	43.3
28/1/2024	7:33	43.8		46.6	40.9
28/1/2024	7:38	44.3		47.5	42.2
28/1/2024	7:43	45.1	46.1	48.3	42.7
28/1/2024	7:48	45.5		48.9	42.2
28/1/2024	7:53	47.2		49.3	44.6
28/1/2024	7:58	48.5		50.7	45.6
28/1/2024	8:03	47.6		49.8	45.3
28/1/2024	8:08	47.2		49.4	44.3
28/1/2024	8:13	49.4	48.5	52.1	47.3
28/1/2024	8:18	47.1		49.8	45.0
28/1/2024	8:23	48.9		51.6	46.8
28/1/2024	8:28	49.8		52.2	47.3
28/1/2024	8:33	46.5		49.2	43.4
28/1/2024	8:38	48.7		50.8	45.6
28/1/2024	8:43	49.5	48.8	52.2	46.3
28/1/2024	8:48	48.8		51.6	45.6
28/1/2024	8:53	49.7		52.0	47.6
28/1/2024	8:58	49.1		51.9	46.7
28/1/2024	9:03	47.7		50.4	45.2
28/1/2024	9:08	48.3		51.3	45.1
28/1/2024	9:13	46.1	47.8	48.9	43.4
28/1/2024	9:18	48.6		51.7	45.2
28/1/2024	9:23	47.0		49.7	43.6
28/1/2024	9:28	48.4		50.9	45.5
28/1/2024	9:33	47.5		50.5	44.2
28/1/2024	9:38	49.9		53.0	46.8
28/1/2024	9:43	50.0	49.7	53.4	46.5
28/1/2024	9:48	49.6		52.4	46.4
28/1/2024	9:53	49.8		53.0	46.7
28/1/2024	9:58	50.6		53.9	47.7
28/1/2024	10:03	49.7		53.2	47.1
28/1/2024	10:08	49.7		52.9	47.1
28/1/2024	10:13	49.6	48.6	53.2	46.0
28/1/2024	10:18	46.7		49.2	44.3
28/1/2024	10:23	47.1		49.8	44.3
28/1/2024	10:28	47.8		51.4	45.6
28/1/2024	10:33	48.7		51.7	45.9
28/1/2024	10:38	47.0		49.2	44.7
28/1/2024	10:43	49.8	49.7	52.7	47.4
28/1/2024	10:48	50.9		53.7	48.7
28/1/2024	10:53	49.8		53.2	47.5
28/1/2024	10:58	50.9		53.3	47.8
28/1/2024	11:03	49.8		53.5	47.2
28/1/2024	11:08	48.3		51.5	45.5
28/1/2024	11:13	49.1	49.4	52.3	45.3
28/1/2024	11:18	49.1		52.9	46.0
28/1/2024	11:23	50.8		53.8	47.2
28/1/2024	11:28	48.8		52.4	45.1
28/1/2024	11:33	51.9		55.6	49.7
28/1/2024	11:38	52.4		55.5	48.8
28/1/2024	11:43	47.8	50.7	51.0	44.7
28/1/2024	11:48	51.1		54.1	48.8
28/1/2024	11:53	50.8		53.2	48.2
28/1/2024	11:58	47.8		50.1	44.5
28/1/2024	12:03	52.0		54.4	48.9
28/1/2024	12:08	47.9		50.9	44.3
28/1/2024	12:13	51.3	50.2	54.8	47.4
28/1/2024	12:18	47.7		50.9	45.3
28/1/2024	12:23	49.4		51.8	45.5
28/1/2024	12:28	51.1		53.8	48.7
28/1/2024	12:33	49.3		52.1	46.0
28/1/2024	12:38	51.0		53.7	48.6
28/1/2024	12:43	52.0	50.6	54.3	49.6
28/1/2024	12:48	52.1		54.6	48.3
28/1/2024	12:53	50.0		53.6	46.8
28/1/2024	12:58	47.3		50.9	44.5
28/1/2024	13:03	48.9		52.8	45.1
28/1/2024	13:08	52.4		56.3	48.9
28/1/2024	13:13	50.8	51.7	54.1	48.2
28/1/2024	13:18	52.6		55.1	49.2
28/1/2024	13:23	52.2		54.8	49.7
28/1/2024	13:28	52.4		56.1	48.7
28/1/2024	13:33	52.0		54.8	49.0
28/1/2024	13:38	47.6		51.0	44.5
28/1/2024	13:43	49.6	49.9	53.2	46.3
28/1/2024	13:48	48.0		50.4	44.8
28/1/2024	13:53	48.4		52.0	44.7
28/1/2024	13:58	51.7		55.0	49.2
28/1/2024	14:03	51.3		55.1	47.7
28/1/2024	14:08	50.8		54.2	48.1
28/1/2024	14:13	50.6	51.1	53.0	47.8
28/1/2024	14:18	52.8		56.4	50.2
28/1/2024	14:23	51.7		54.2	48.5
28/1/2024	14:28	48.5		51.8	45.7
28/1/2024	14:33	50.1		52.6	47.0
28/1/2024	14:38	52.5		55.3	50.1
28/1/2024	14:43	53.4	51.2	56.1	50.0
28/1/2024	14:48	48.5		51.9	45.2
28/1/2024	14:53	51.5		54.2	48.4
28/1/2024	14:58	49.1		52.3	45.4
28/1/2024	15:03	55.7		59.1	52.3
28/1/2024	15:08	48.6		51.6	45.0
28/1/2024	15:13	54.0	52.6	57.0	50.1
28/1/2024	15:18	49.6		53.8	46.3
28/1/2024	15:23	49.2		53.3	46.6
28/1/2024	15:28	53.6		57.6	50.7
28/1/2024	15:33	49.7		53.1	46.5
28/1/2024	15:38	50.9		54.7	47.5
28/1/2024	15:43	52.6	53.7	55.9	50.0
28/1/2024	15:48	54.2		57.3	50.4
28/1/2024	15:53	51.6		54.5	48.6
28/1/2024	15:58	57.7		61.4	54.7
28/1/2024	16:03	47.5		51.3	43.5
28/1/2024	16:08	46.1		50.4	42.3
28/1/2024	16:13	44.2	49.5	48.1	40.1
28/1/2024	16:18	54.9		58.5	50.8
28/1/2024	16:23	44.9		47.9	40.9
28/1/2024	16:28	48.9		52.9	44.9
28/1/2024	16:33	46.7		50.9	43.5
28/1/2024	16:38	49.8		52.9	46.0
28/1/2024	16:43	52.3	48.9	56.6	48.2
28/1/2024	16:48	45.2		49.0	40.9
28/1/2024	16:53	45.3		48.5	41.5
28/1/2024	16:58	49.2		53.7	45.1
28/1/2024	17:03	47.2		51.5	43.9
28/1/2024	17:08	49.4		52.6	44.5
28/1/2024	17:13	45.6	46.8	49.9	43.0
28/1/2024	17:18	44.7		48.0	40.5
28/1/2024	17:23	44.5		47.7	40.3
28/1/2024	17:28	47.1		50.7	44.0
28/1/2024	17:33	44.8		49.3	39.9
28/1/2024	17:38	49.4		54.1	45.3
28/1/2024	17:43	49.3	47.5	53.4	45.2
28/1/2024	17:48	48.2		52.5	45.3
28/1/2024	17:53	43.9		48.6	41.2
28/1/2024	17:58	46.4		50.5	43.8
28/1/2024	18:03	46.6		50.6	41.9
28/1/2024	18:08	45.0		49.4	41.0
28/1/2024	18:13	44.6	45.5	47.9	42.0
28/1/2024	18:18	42.4		45.6	38.2
28/1/2024	18:23	46.4		50.1	42.9
28/1/2024	18:28	46.5		50.2	43.2
28/1/2024	18:33	42.8		46.7	38.6
28/1/2024	18:38	45.7		48.6	42.9
28/1/2024	18:43	44.6	44.3	48.2	40.3
28/1/2024	18:48	43.4		46.4	39.6
28/1/2024	18:53	44.4		47.5	40.2
28/1/2024	18:58	44.2		48.2	41.8
		Mean	49.1		
		Maximum	53.7		
		Minimum	44.3		

Station: SSNV M2

Date	Start Time	Leq (5mins)	Leq (30mins)	L10 (5mins)	L90 (5mins)
29/1/2024	7:03	45.1		47.6	42.5
29/1/2024	7:08	46.1		49.0	42.8
29/1/2024	7:13	43.3	46.0	45.6	40.2
29/1/2024	7:18	47.6		50.2	44.5
29/1/2024	7:23	46.2		49.0	43.2
29/1/2024	7:28	46.3		49.7	43.4
29/1/2024	7:33	46.4		48.5	43.0
29/1/2024	7:38	44.1		46.3	41.3
29/1/2024	7:43	46.5	46.0	48.6	44.0
29/1/2024	7:48	43.2		45.6	41.0
29/1/2024	7:53	47.8		50.4	44.9
29/1/2024	7:58	46.6		49.3	43.7
29/1/2024	8:03	46.9		49.1	43.7
29/1/2024	8:08	47.2		49.7	44.9
29/1/2024	8:13	47.1	47.8	49.5	44.5
29/1/2024	8:18	48.8		51.5	46.7
29/1/2024	8:23	47.8		50.3	45.7
29/1/2024	8:28	48.7		50.9	46.3
29/1/2024	8:33	49.7		52.2	46.5
29/1/2024	8:38	47.7		49.9	44.7
29/1/2024	8:43	46.9	47.6	49.1	44.1
29/1/2024	8:48	47.7		50.7	44.9
29/1/2024	8:53	46.5		49.6	43.9
29/1/2024	8:58	46.3		49.3	43.3
29/1/2024	9:03	48.1		51.3	45.1
29/1/2024	9:08	46.4		49.7	42.9
29/1/2024	9:13	49.9	48.1	52.6	47.5
29/1/2024	9:18	48.6		51.7	45.8
29/1/2024	9:23	46.5		49.7	43.6
29/1/2024	9:28	48.2		51.1	44.7
29/1/2024	9:33	46.1		48.8	42.9
29/1/2024	9:38	46.7		49.6	44.3
29/1/2024	9:43	49.7	48.5	52.1	46.7
29/1/2024	9:48	49.1		52.4	45.9
29/1/2024	9:53	49.7		51.9	46.2
29/1/2024	9:58	48.4		51.1	46.0
29/1/2024	10:03	49.8		52.3	47.1
29/1/2024	10:08	46.4		48.9	42.7
29/1/2024	10:13	48.2	48.9	51.5	45.6
29/1/2024	10:18	46.2		49.3	42.9
29/1/2024	10:23	49.4		53.1	47.2
29/1/2024	10:28	51.2		54.7	48.9
29/1/2024	10:33	50.3		52.9	47.6
29/1/2024	10:38	48.3		50.7	45.5
29/1/2024	10:43	48.2	48.9	51.3	45.8
29/1/2024	10:48	47.7		49.9	44.1
29/1/2024	10:53	48.1		51.0	44.7
29/1/2024	10:58	50.0		53.0	46.4
29/1/2024	11:03	49.1		51.9	46.8
29/1/2024	11:08	50.2		53.5	46.5
29/1/2024	11:13	52.8	50.8	55.1	50.6
29/1/2024	11:18	48.4		51.1	46.2
29/1/2024	11:23	50.8		54.6	47.0
29/1/2024	11:28	51.9		55.7	48.7
29/1/2024	11:33	50.2		52.6	47.3
29/1/2024	11:38	52.7		56.2	49.6
29/1/2024	11:43	51.4	51.2	54.1	48.4
29/1/2024	11:48	52.1		55.9	49.1
29/1/2024	11:53	48.5		50.9	44.7
29/1/2024	11:58	51.4		54.4	47.6
29/1/2024	12:03	48.5		52.2	45.4
29/1/2024	12:08	50.4		53.7	46.6
29/1/2024	12:13	51.0	50.1	54.7	47.2
29/1/2024	12:18	50.8		53.6	47.3
29/1/2024	12:23	50.8		54.5	48.5
29/1/2024	12:28	48.1		51.7	45.5
29/1/2024	12:33	52.2		55.5	48.9
29/1/2024	12:41	52.4		55.5	49.2
29/1/2024	12:46	51.0		53.6	47.3
29/1/2024	12:51	50.7		53.5	47.2
29/1/2024	12:56	49.9		52.7	47.2
29/1/2024	13:01	49.2		52.0	45.8
29/1/2024	13:06	51.9		54.7	48.1
29/1/2024	13:11	47.6	50.3	50.3	44.7
29/1/2024	13:16	50.5		53.6	46.7
29/1/2024	13:21	50.1		53.9	47.3
29/1/2024	13:26	51.2		54.9	48.3
29/1/2024	13:31	47.9		51.3	45.1
29/1/2024	13:36	52.6		56.0	49.0
29/1/2024	13:41	52.5	50.9	55.3	50.1
29/1/2024	13:46	47.5		51.0	44.4
29/1/2024	13:51	48.3		51.3	45.9
29/1/2024	13:56	52.8		56.0	49.9
29/1/2024	14:01	54.4		58.0	50.6
29/1/2024	14:06	52.7		56.1	49.9
29/1/2024	14:11	49.1	52.1	52.4	45.4
29/1/2024	14:16	52.3		55.8	48.9
29/1/2024	14:21	48.4		50.9	45.8
29/1/2024	14:26	53.0		56.8	49.5
29/1/2024	14:31	50.4		54.0	47.1
29/1/2024	14:36	53.0		56.7	49.2
29/1/2024	14:41	50.4	50.9	52.8	46.7
29/1/2024	14:46	49.5		53.0	46.5
29/1/2024	14:51	50.2		54.1	47.8
29/1/2024	14:56	50.8		53.6	47.9
29/1/2024	15:01	53.0		56.3	48.9
29/1/2024	15:06	55.1		58.3	52.0
29/1/2024	15:11	50.7	53.3	53.4	46.9
29/1/2024	15:16	52.4		55.4	48.9
29/1/2024	15:21	53.0		56.6	50.4
29/1/2024	15:26	54.1		57.6	51.1
29/1/2024	15:31	55.0		58.0	51.3
29/1/2024	15:36	49.1		52.9	45.9
29/1/2024	15:41	50.3	53.8	53.5	47.3
29/1/2024	15:46	50.1		53.8	47.5
29/1/2024	15:51	52.5		56.5	49.6
29/1/2024	15:56	58.2		62.0	54.2
29/1/2024	16:01	47.6		50.9	43.8
29/1/2024	16:06	50.1		53.1	46.5
29/1/2024	16:11	50.7	53.8	53.9	47.5
29/1/2024	16:16	59.3		62.7	55.6
29/1/2024	16:21	53.8		57.9	50.1
29/1/2024	16:26	49.1		52.5	46.0
29/1/2024	16:31	46.9		50.0	43.0
29/1/2024	16:36	53.6		56.9	50.3
29/1/2024	16:41	47.7	49.7	51.9	43.9
29/1/2024	16:46	48.3		52.5	44.3
29/1/2024	16:51	50.5		54.2	46.3
29/1/2024	16:56	46.5		51.4	41.6
29/1/2024	17:01	49.0		53.9	45.7
29/1/2024	17:06	45.6		50.3	41.6
29/1/2024	17:11	48.2	47.8	51.7	43.7
29/1/2024	17:16	45.5		49.9	40.8
29/1/2024	17:21	47.6		51.6	43.2
29/1/2024	17:26	49.4		53.9	45.9
29/1/2024	17:31	48.7		51.9	45.3
29/1/2024	17:36	47.5		52.3	44.1
29/1/2024	17:41	48.1	47.4	52.2	44.0
29/1/2024	17:46	46.4		50.8	43.6
29/1/2024	17:51	47.9		51.2	43.6
29/1/2024	17:56	44.6		48.0	41.7
29/1/2024	18:01	43.4		46.2	38.8
29/1/2024	18:06	45.1		48.7	41.1
29/1/2024	18:11	43.3	44.5	47.0	39.1
29/1/2024	18:16	44.1		48.4	40.6
29/1/2024	18:21	44.8		47.5	41.2
29/1/2024	18:26	45.9		48.9	41.7
29/1/2024	18:31	42.6		46.1	39.6
29/1/2024	18:36	46.7		50.9	43.4
29/1/2024	18:41	46.3	44.9	49.2	42.3
29/1/2024	18:46	44.5		49.1	40.2
29/1/2024	18:51	45.3		49.6	41.9
29/1/2024	18:56	41.6		45.1	37.3
		Mean	49.3		
		Maximum	53.8		
		Minimum	44.5		

Date	Start Time	Leq (5mins)	Leq (30mins)	L10 (5mins)	L90 (5mins)
30/1/2024	7:01	45.3		48.0	43.1
30/1/2024	7:06	43.4		46.8	41.0
30/1/2024	7:11	43.5	44.3	46.4	41.1
30/1/2024	7:16	45.0		48.4	41.8
30/1/2024	7:21	45.0		47.5	42.6
30/1/2024	7:26	43.4		45.5	40.9
30/1/2024	7:31	46.9		49.4	44.8
30/1/2024	7:36	47.0		49.2	44.5
30/1/2024	7:41	47.5	46.7	49.6	44.6
30/1/2024	7:46	44.0		46.3	41.2
30/1/2024	7:51	44.9		47.2	41.8
30/1/2024	7:56	48.5		51.4	46.2
30/1/2024	8:01	46.5		49.7	44.0
30/1/2024	8:06	47.9		50.2	44.7
30/1/2024	8:11	49.0	48.3	51.6	46.2
30/1/2024	8:16	48.7		51.1	46.6
30/1/2024	8:21	49.1		51.3	46.8
30/1/2024	8:26	47.8		50.9	44.8
30/1/2024	8:31	46.5		49.5	43.5
30/1/2024	8:36	49.4		51.5	46.3
30/1/2024	8:41	48.7	48.6	51.9	45.8
30/1/2024	8:46	48.7		51.1	46.6
30/1/2024	8:51	49.3		51.9	46.3
30/1/2024	8:56	48.2		51.5	45.8
30/1/2024	9:01	49.6		52.7	47.0
30/1/2024	9:06	49.4		52.6	46.8
30/1/2024	9:11	46.5	48.1	49.4	44.0
30/1/2024	9:16	48.1		51.2	45.7
30/1/2024	9:21	47.3		50.3	44.8
30/1/2024	9:26	46.3		48.7	43.8
30/1/2024	9:31	48.4		51.0	45.2
30/1/2024	9:36	48.0		50.9	44.8
30/1/2024	9:41	46.8	48.5	49.3	44.2
30/1/2024	9:46	50.8		53.4	48.4
30/1/2024	9:51	46.1		48.9	43.7
30/1/2024	9:56	49.3		52.0	46.6
30/1/2024	10:01	47.1		50.0	44.9
30/1/2024	10:06	49.7		52.5	46.2
30/1/2024	10:11	47.6	48.8	50.3	44.5
30/1/2024	10:16	49.0		52.0	46.1
30/1/2024	10:21	48.7		51.9	45.9
30/1/2024	10:26	50.0		53.6	46.6
30/1/2024	10:31	50.3		52.7	46.8
30/1/2024	10:36	48.4		51.0	45.2
30/1/2024	10:41	49.7	48.9	53.0	46.7
30/1/2024	10:46	48.4		51.2	45.0
30/1/2024	10:51	47.7		50.2	44.3
30/1/2024	10:56	48.2		51.9	45.7
30/1/2024	11:01	49.2		51.6	46.1
30/1/2024	11:06	48.0		50.8	44.5
30/1/2024	11:11	51.5	50.9	54.6	48.7
30/1/2024	11:16	50.4		53.0	46.7
30/1/2024	11:21	52.5		55.3	50.0
30/1/2024	11:26	52.1		55.0	48.3
30/1/2024	11:31	48.7		51.5	45.6
30/1/2024	11:36	50.1		52.7	47.9
30/1/2024	11:41	51.3	49.5	54.4	48.2
30/1/2024	11:46	48.8		52.2	46.5
30/1/2024	11:51	48.5		52.3	45.3
30/1/2024	11:56	48.5		52.2	45.4
30/1/2024	12:01	52.7		56.0	49.4
30/1/2024	12:06	48.7		52.6	46.0
30/1/2024	12:11	48.7	50.5	51.0	44.9
30/1/2024	12:16	48.9		52.3	45.1
30/1/2024	12:21	50.0		53.2	47.3
30/1/2024	12:26	52.2		54.9	48.4
30/1/2024	12:31	51.6		55.3	47.9
30/1/2024	12:36	51.4		54.6	48.0
30/1/2024	12:41	48.9	51.2	52.4	46.5
30/1/2024	12:46	52.4		55.9	48.9
30/1/2024	12:51	51.7		55.4	48.9
30/1/2024	12:56	50.2		52.8	46.9
30/1/2024	13:01	52.4		55.9	49.7
30/1/2024	13:06	50.2	50.6	54.1	46.3
30/1/2024	13:11	50.6		53.1	47.8
30/1/2024	13:16	49.5		52.2	46.1
30/1/2024	13:21	47.4		50.3	44.0
30/1/2024	13:26	51.6		54.3	49.1
30/1/2024	13:31	51.3		54.0	48.4
30/1/2024	13:36	49.9	50.4	52.9	46.1
30/1/2024	13:41	50.6		53.8	47.6
30/1/2024	13:46	50.3		52.8	47.1
30/1/2024	13:51	49.9		53.5	47.2
30/1/2024	13:56	50.2		54.1	47.0
30/1/2024	14:01	50.9		54.4	47.9
30/1/2024	14:06	48.8		51.7	45.1
30/1/2024	14:11	50.1	51.7	53.1	47.3
30/1/2024	14:16	48.1		51.4	44.6
30/1/2024	14:21	54.3		58.1	51.6
30/1/2024	14:26	53.9		57.3	51.0
30/1/2024	14:31	51.9		55.4	48.2
30/1/2024	14:36	50.6		53.5	47.8
30/1/2024	14:41	53.5	53.2	56.5	51.0
30/1/2024	14:46	49.7		53.4	46.1
30/1/2024	14:51	54.9		59.0	51.1
30/1/2024	14:56	55.4		59.1	52.6
30/1/2024	15:01	49.0		52.1	44.8
30/1/2024	15:06	54.3		58.4	50.8
30/1/2024	15:11	54.1	53.0	57.7	50.9
30/1/2024	15:16	49.7		53.5	45.9
30/1/2024	15:21	52.4		55.8	49.5
30/1/2024	15:26	55.1		58.1	51.5
30/1/2024	15:31	55.6		59.3	52.0
30/1/2024	15:36	51.1		55.2	47.1
30/1/2024	15:41	51.5	54.9	54.5	48.8
30/1/2024	15:46	54.1		58.1	50.6
30/1/2024	15:51	45.5		48.8	41.7
30/1/2024	15:56	59.6		62.3	55.9
30/1/2024	16:01	59.0		63.1	56.0
30/1/2024	16:06	50.4		54.6	46.7
30/1/2024	16:11	47.9	52.5	50.6	43.8
30/1/2024	16:16	45.7		49.5	42.4
30/1/2024	16:21	46.6		49.7	42.5
30/1/2024	16:26	43.5		47.6	40.7
30/1/2024	16:31	54.6		58.3	51.8
30/1/2024	16:36	47.9		50.6	45.1
30/1/2024	16:41	51.5	53.1	55.0	48.9
30/1/2024	16:46	58.0		61.6	54.6
30/1/2024	16:51	48.6		52.1	43.7
30/1/2024	16:56	45.8		50.4	41.6
30/1/2024	17:01	46.2		49.7	43.1
30/1/2024	17:06	44.3		48.5	39.4
30/1/2024	17:11	46.6	46.9	50.2	43.1
30/1/2024	17:16	49.4		54.2	45.7
30/1/2024	17:21	47.4		51.6	44.3
30/1/2024	17:26	45.4		49.4	42.0
30/1/2024	17:31	46.1		49.3	42.2
30/1/2024	17:36	49.2		52.4	45.8
30/1/2024	17:41	49.2	47.2	53.4	46.5
30/1/2024	17:46	44.4		49.3	41.2
30/1/2024	17:51	46.5		51.1	43.0
30/1/2024	17:56	45.7		50.1	42.6
30/1/2024	18:01	43.6		47.3	39.7
30/1/2024	18:06	43.1		46.1	39.7
30/1/2024	18:11	46.1	45.0	48.7	42.2
30/1/2024	18:16	46.0		50.4	41.7
30/1/2024	18:21	45.3		48.0	40.8
30/1/2024	18:26	44.8		49.2	41.2
30/1/2024	18:31	42.8		46.7	40.1
30/1/2024	18:36	43.3		46.1	38.8
30/1/2024	18:41	46.0	44.3	50.1	42.5
30/1/2024	18:46	45.1		48.1	41.0
30/1/2024	18:51	42.4		46.8	39.0
30/1/2024	18:56	45.1		48.5	42.7
		Mean	49.5		
		Maximum	54.9		
		Minimum	44.3		

Date	Start Time	Leq (5mins)	Leq (30mins)	L10 (5mins)	L90 (5mins)
31/1/2024	7:01	44.1		47.0	41.0
31/1/2024	7:06	45.3		48.3	42.3
31/1/2024	7:11	46.6	46.1	49.6	44.5
31/1/2024	7:16	46.3		48.6	43.1
31/1/2024	7:21	47.1		50.2	43.7
31/1/2024	7:26	46.7		49.9	43.4
31/1/2024	7:31	44.7		48.1	41.7
31/1/2024	7:36	46.2		49.3	43.1
31/1/2024	7:41	47.7	47.5	51.1	45.4
31/1/2024	7:46	47.7		51.0	44.3
31/1/2024	7:51	48.8		51.2	46.3
31/1/2024	7:56	48.4		50.7	45.2
31/1/2024	8:01	46.7		48.9	43.6
31/1/2024	8:06	46.6		49.4	43.7
31/1/2024	8:11	47.4	47.5	50.5	45.0
31/1/2024	8:16	48.6		51.0	45.9
31/1/2024	8:21	47.2		49.5	44.6
31/1/2024	8:26	48.3		50.9	45.6
31/1/2024	8:31	46.5		48.6	44.2
31/1/2024	8:36	48.4		51.2	46.1
31/1/2024	8:41	49.8	48.5	52.8	46.8
31/1/2024	8:46	46.6		49.3	44.0
31/1/2024	8:51	50.6		53.0	47.3
31/1/2024	8:56	47.6		50.0	44.6
31/1/2024	9:01	47.9		50.9	45.5
31/1/2024	9:06	46.9		49.9	43.4
31/1/2024	9:11	47.4	48.7	50.7	44.0
31/1/2024	9:16	46.9		49.4	43.6
31/1/2024	9:21	50.6		53.3	47.8
31/1/2024	9:26	50.5		53.0	47.2
31/1/2024	9:31	48.8		52.3	45.8
31/1/2024	9:36	46.3		49.4	42.9
31/1/2024	9:41	50.2	49.4	52.8	47.5
31/1/2024	9:46	50.3		52.9	47.2
31/1/2024	9:51	51.1		54.3	48.1
31/1/2024	9:56	47.8		50.2	44.9
31/1/2024	10:01	51.1		53.7	47.8
31/1/2024	10:06	50.9		53.1	48.8
31/1/2024	10:11	51.3		54.0	47.8
31/1/2024	10:16	48.7		52.0	46.0
31/1/2024	10:25	46.3		49.4	42.8
31/1/2024	10:30	47.3		50.4	44.5
31/1/2024	10:35	46.9		49.4	43.2
31/1/2024	10:40	50.1	49.0	53.1	46.4
31/1/2024	10:45	49.8		53.2	47.4
31/1/2024	10:50	50.8		53.4	47.7
31/1/2024	10:55	47.3		50.9	44.3
31/1/2024	11:00	49.9		52.9	47.1
31/1/2024	11:05	48.4		51.5	44.8
31/1/2024	11:10	51.8	50.7	54.2	48.9
31/1/2024	11:15	52.6		55.2	49.4
31/1/2024	11:20	49.4		52.8	46.4
31/1/2024	11:25	50.5		53.2	46.8
31/1/2024	11:30	48.5		52.1	45.2
31/1/2024	11:35	48.4		50.6	44.6
31/1/2024	11:40	51.4	49.2	55.0	48.8
31/1/2024	11:45	48.9		52.1	46.1
31/1/2024	11:50	48.4		50.7	44.6
31/1/2024	11:55	48.6		51.0	44.8
31/1/2024	12:00	48.4		51.5	44.5
31/1/2024	12:05	47.7		50.5	45.2
31/1/2024	12:10	51.8	50.4	55.6	48.3
31/1/2024	12:15	51.4		54.0	48.6
31/1/2024	12:20	52.3		56.0	50.0
31/1/2024	12:25	48.1		51.0	44.5
31/1/2024	12:30	52.3		55.7	49.7
31/1/2024	12:35	49.3		51.7	45.5
31/1/2024	12:40	50.3	50.5	53.3	47.0
31/1/2024	12:45	49.1		51.7	46.2
31/1/2024	12:50	51.5		55.0	48.1
31/1/2024	12:55	49.8		52.8	46.8
31/1/2024	13:00	51.2		53.7	47.6
31/1/2024	13:05	50.8		54.6	47.5
31/1/2024	13:10	47.4	50.2	49.9	44.3
31/1/2024	13:15	52.7		55.6	49.3
31/1/2024	13:20	48.7		52.5	46.0
31/1/2024	13:25	48.3		51.7	45.7
31/1/2024	13:30	49.5		52.0	46.7
31/1/2024	13:35	49.2		53.1	46.0
31/1/2024	13:40	50.5	49.5	53.2	47.2
31/1/2024	13:45	50.1		53.7	47.1
31/1/2024	13:50	48.5		51.8	45.3
31/1/2024	13:55	49.1		52.5	45.9
31/1/2024	14:00	48.7		52.3	46.2
31/1/2024	14:05	48.4		50.8	45.5
31/1/2024	14:10	49.4	49.6	53.0	45.8
31/1/2024	14:15	51.1		54.7	47.8
31/1/2024	14:20	50.2		53.5	47.8
31/1/2024	14:25	49.3		52.3	46.8
31/1/2024	14:30	54.1		56.5	50.2
31/1/2024	14:35	54.6		57.9	50.8
31/1/2024	14:40	52.6	53.1	56.2	48.9
31/1/2024	14:45	50.6		54.0	46.7
31/1/2024	14:50	52.6		56.1	50.0
31/1/2024	14:55	53.0		56.0	49.9
31/1/2024	15:00	55.5		58.1	52.2
31/1/2024	15:05	54.1		57.4	50.1
31/1/2024	15:10	51.6	52.9	54.2	47.5
31/1/2024	15:15	50.1		53.1	46.4
31/1/2024	15:20	53.5		57.5	49.3
31/1/2024	15:25	49.1		52.8	46.5
31/1/2024	15:30	52.1		56.0	48.5
31/1/2024	15:35	52.0		54.8	49.4
31/1/2024	15:40	51.4	53.0	54.9	47.7
31/1/2024	15:45	53.9		56.5	49.8
31/1/2024	15:50	55.8		60.0	52.2
31/1/2024	15:55	50.3		53.4	46.9
31/1/2024	16:00	48.6		52.7	45.8
31/1/2024	16:05	59.9		64.2	56.6
31/1/2024	16:10	58.5	55.9	62.5	54.2
31/1/2024	16:15	46.0		50.2	41.6
31/1/2024	16:20	56.4		60.7	52.4
31/1/2024	16:25	48.9		51.9	45.4
31/1/2024	16:30	56.3		59.6	53.3
31/1/2024	16:35	55.0		59.3	52.0
31/1/2024	16:40	47.3	55.1	51.6	43.3
31/1/2024	16:45	53.0		55.7	48.6
31/1/2024	16:50	47.1		50.1	43.9
31/1/2024	16:55	59.5		62.8	55.2
31/1/2024	17:00	47.2		50.0	42.7
31/1/2024	17:05	44.8		49.0	40.1
31/1/2024	17:10	47.2	46.1	51.0	44.0
31/1/2024	17:15	47.1		51.3	42.6
31/1/2024	17:20	44.6		47.9	39.7
31/1/2024	17:25	44.4		49.3	40.6
31/1/2024	17:30	47.7		51.5	44.4
31/1/2024	17:35	49.3		53.3	45.5
31/1/2024	17:40	46.5	47.4	50.4	43.0
31/1/2024	17:45	45.8		48.9	42.9
31/1/2024	17:50	46.2		50.8	42.4
31/1/2024	17:55	47.7		52.2	42.9
31/1/2024	18:00	42.8		46.0	39.9
31/1/2024	18:05	45.5		48.2	41.7
31/1/2024	18:10	46.4	45.0	49.4	43.2
31/1/2024	18:15	46.4		51.1	41.9
31/1/2024	18:20	44.9		48.3	42.0
31/1/2024	18:25	42.4		47.0	38.2
31/1/2024	18:30	42.6		46.1	39.3
31/1/2024	18:35	44.1		47.2	39.4
31/1/2024

Station: SSNV M2

Date	Start Time	Leq (5mins)	Leq (30mins)	L10 (5mins)	L90 (5mins)
1/2/2024	7:00	43.6		46.3	41.0
1/2/2024	7:05	44.2		47.0	41.0
1/2/2024	7:10	45.6	44.8	47.9	43.0
1/2/2024	7:15	43.8		46.4	40.7
1/2/2024	7:20	46.8		50.2	44.6
1/2/2024	7:25	43.7		47.1	41.6
1/2/2024	7:30	47.4		50.4	44.2
1/2/2024	7:35	44.6		47.8	42.1
1/2/2024	7:40	44.0	45.7	46.6	40.8
1/2/2024	7:45	45.8		48.6	43.2
1/2/2024	7:50	43.9		46.6	41.6
1/2/2024	7:55	47.0		49.9	44.0
1/2/2024	8:00	46.7		49.4	43.8
1/2/2024	8:05	47.9		50.9	44.8
1/2/2024	8:10	49.0	47.6	52.1	46.1
1/2/2024	8:15	47.3		49.9	45.2
1/2/2024	8:20	46.9		49.9	44.2
1/2/2024	8:25	47.5		50.3	45.3
1/2/2024	8:30	48.1		50.2	45.3
1/2/2024	8:35	46.5		49.6	44.3
1/2/2024	8:40	48.3	48.2	50.8	46.0
1/2/2024	8:45	49.6		52.2	47.0
1/2/2024	8:50	46.9		49.2	44.6
1/2/2024	8:55	49.1		51.7	46.3
1/2/2024	9:00	50.6		54.1	48.1
1/2/2024	9:05	48.9		51.4	45.5
1/2/2024	9:10	47.0	48.8	49.5	44.3
1/2/2024	9:15	46.7		49.1	43.3
1/2/2024	9:20	49.7		53.2	46.5
1/2/2024	9:25	48.7		51.7	45.9
1/2/2024	9:30	48.7		52.1	45.6
1/2/2024	9:35	50.1		52.8	47.7
1/2/2024	9:40	47.2	48.7	50.6	44.2
1/2/2024	9:45	46.2		48.6	42.9
1/2/2024	9:50	48.2		51.2	45.0
1/2/2024	9:55	50.4		53.1	47.9
1/2/2024	10:00	51.1		53.6	47.5
1/2/2024	10:05	47.5		49.9	43.9
1/2/2024	10:10	46.3	49.3	50.0	42.6
1/2/2024	10:15	49.7		52.8	46.6
1/2/2024	10:20	51.3		54.1	48.9
1/2/2024	10:25	47.0		49.2	43.4
1/2/2024	10:30	47.5		50.0	45.2
1/2/2024	10:35	48.8		51.4	46.5
1/2/2024	10:40	49.2	48.8	52.3	46.4
1/2/2024	10:45	49.4		52.7	46.6
1/2/2024	10:50	50.1		53.8	47.1
1/2/2024	10:55	46.8		50.2	43.2
1/2/2024	11:00	50.9		54.5	48.7
1/2/2024	11:05	48.1		51.8	45.2
1/2/2024	11:10	52.4	50.4	55.0	50.0
1/2/2024	11:15	49.2		51.7	46.4
1/2/2024	11:20	48.1		51.4	44.7
1/2/2024	11:25	51.5		54.6	48.3
1/2/2024	11:30	51.3		54.8	48.7
1/2/2024	11:35	50.5		53.6	48.3
1/2/2024	11:40	48.3	50.7	50.5	46.1
1/2/2024	11:45	48.5		51.3	45.4
1/2/2024	11:50	52.9		56.1	50.0
1/2/2024	11:55	50.8		54.0	47.3
1/2/2024	12:00	47.7		51.4	44.6
1/2/2024	12:05	52.5		56.2	50.0
1/2/2024	12:10	51.2	50.0	54.1	48.0
1/2/2024	12:15	48.6		51.4	44.7
1/2/2024	12:20	49.6		52.2	46.8
1/2/2024	12:25	48.0		51.0	44.3
1/2/2024	12:30	50.0		52.9	47.5
1/2/2024	12:35	49.0		51.4	46.0
1/2/2024	12:40	49.5	49.7	51.9	45.9
1/2/2024	12:45	47.9		50.3	44.6
1/2/2024	12:50	51.8		55.2	48.6
1/2/2024	12:55	48.6		51.8	45.0
1/2/2024	13:00	50.3		52.9	46.4
1/2/2024	13:05	48.1		50.8	45.3
1/2/2024	13:10	48.2	50.1	51.4	44.5
1/2/2024	13:15	50.1		52.6	46.7
1/2/2024	13:20	52.1		56.0	49.1
1/2/2024	13:25	50.6		54.0	47.7
1/2/2024	13:30	48.9		52.3	46.2
1/2/2024	13:35	49.9		52.8	46.5
1/2/2024	13:40	48.1	49.0	51.6	45.2
1/2/2024	13:45	49.1		52.5	46.4
1/2/2024	13:50	49.0		52.8	45.9
1/2/2024	13:55	48.6		52.4	45.4
1/2/2024	14:00	48.7		52.0	46.0
1/2/2024	14:05	50.4		52.8	47.9
1/2/2024	14:10	50.5	51.1	53.4	47.3
1/2/2024	14:15	51.2		53.6	47.6
1/2/2024	14:20	52.5		56.0	48.7
1/2/2024	14:25	52.1		55.2	49.2
1/2/2024	14:30	50.1		53.2	47.3
1/2/2024	14:35	54.5		57.0	50.9
1/2/2024	14:40	52.7	52.6	55.1	50.1
1/2/2024	14:45	50.1		53.4	47.7
1/2/2024	14:50	53.4		56.4	49.5
1/2/2024	14:55	52.8		55.6	49.8
1/2/2024	15:00	53.1		56.7	49.0
1/2/2024	15:05	53.7		56.9	50.6
1/2/2024	15:10	49.6	52.1	52.8	46.4
1/2/2024	15:15	52.7		55.9	48.5
1/2/2024	15:20	51.0		53.9	46.8
1/2/2024	15:25	51.5		55.3	48.8
1/2/2024	15:30	52.5		55.8	48.8
1/2/2024	15:35	50.0		53.6	46.6
1/2/2024	15:40	53.7	50.9	56.5	49.8
1/2/2024	15:45	50.3		54.0	46.5
1/2/2024	15:50	50.1		53.8	46.0
1/2/2024	15:55	43.6		46.4	39.7
1/2/2024	16:00	59.9		63.2	57.1
1/2/2024	16:05	49.3		52.6	45.6
1/2/2024	16:10	49.3	53.8	53.6	46.7
1/2/2024	16:15	48.5		51.6	44.3
1/2/2024	16:20	52.6		56.2	48.2
1/2/2024	16:25	44.8		48.4	41.1
1/2/2024	16:30	59.1		62.5	56.1
1/2/2024	16:35	55.6		58.9	53.0
1/2/2024	16:40	50.7	54.3	54.9	46.4
1/2/2024	16:45	53.3		57.1	48.9
1/2/2024	16:50	46.9		50.0	43.8
1/2/2024	16:55	48.4		52.1	45.2
1/2/2024	17:00	49.0		52.0	45.5
1/2/2024	17:05	48.1		52.4	43.7
1/2/2024	17:10	44.6	47.7	49.5	41.8
1/2/2024	17:15	48.6		52.0	45.5
1/2/2024	17:20	44.4		48.2	41.6
1/2/2024	17:25	49.2		53.1	46.1
1/2/2024	17:30	47.5		50.1	44.4
1/2/2024	17:35	45.9		49.4	41.7
1/2/2024	17:40	49.5	47.6	53.4	45.3
1/2/2024	17:45	47.6		51.1	45.0
1/2/2024	17:50	48.6		51.9	43.8
1/2/2024	17:55	44.5		49.2	40.8
1/2/2024	18:00	45.9		48.9	43.3
1/2/2024	18:05	44.1		47.4	39.7
1/2/2024	18:10	42.4	44.0	46.1	37.8
1/2/2024	18:15	42.5		46.7	39.4
1/2/2024	18:20	42.3		45.6	38.3
1/2/2024	18:25	45.1		49.1	42.3
1/2/2024	18:30	45.9		50.4	42.8
1/2/2024	18:35	42.5		46.0	39.6
1/2/2024	18:40	46.5	45.0	50.5	43.8
1/2/2024	18:45	45.6		48.7	42.0
1/2/2024	18:50	44.3		48.7	39.7
1/2/2024	18:55	44.1		47.5	40.7
		Mean	49.2		
		Maximum	54.3		
		Minimum	44.0		

Date	Start Time	Leq (5mins)	Leq (30mins)	L10 (5mins)	L90 (5mins)
2/2/2024	7:00	47.7		50.4	44.4
2/2/2024	7:05	45.6		48.4	42.3
2/2/2024	7:10	45.9	46.8	49.2	42.6
2/2/2024	7:15	47.7		50.0	45.6
2/2/2024	7:20	46.2		48.9	43.8
2/2/2024	7:25	47.4		50.6	44.1
2/2/2024	7:30	46.6		49.6	43.4
2/2/2024	7:35	46.9		49.5	43.5
2/2/2024	7:40	47.6	46.3	50.4	44.5
2/2/2024	7:45	44.5		47.5	42.3
2/2/2024	7:50	43.8		46.6	40.5
2/2/2024	7:55	47.3		50.5	44.9
2/2/2024	8:00	46.9		50.0	44.6
2/2/2024	8:05	49.6		52.2	46.6
2/2/2024	8:10	47.5	48.3	50.3	44.7
2/2/2024	8:15	48.6		50.9	45.9
2/2/2024	8:20	49.1		52.2	47.0
2/2/2024	8:25	47.7		50.8	45.2
2/2/2024	8:30	49.1		51.7	46.5
2/2/2024	8:35	49.0		51.2	46.8
2/2/2024	8:40	47.5	48.9	50.5	44.8
2/2/2024	8:45	47.2		49.5	44.8
2/2/2024	8:50	49.3		51.6	46.3
2/2/2024	8:55	50.6		53.9	47.9
2/2/2024	9:00	47.1		49.5	44.3
2/2/2024	9:05	49.1		51.9	46.6
2/2/2024	9:10	50.7	49.5	54.1	48.2
2/2/2024	9:18	49.8		53.2	46.5
2/2/2024	9:23	50.5		53.6	47.6
2/2/2024	9:28	48.7		51.9	45.9
2/2/2024	9:33	49.0		51.7	46.3
2/2/2024	9:38	50.4		53.2	47.0
2/2/2024	9:43	49.0	49.1	52.5	45.9
2/2/2024	9:48	48.9		51.3	45.8
2/2/2024	9:53	49.8		52.2	46.8
2/2/2024	9:58	46.4		48.8	43.3
2/2/2024	10:03	50.5		53.8	47.8
2/2/2024	10:08	49.8		53.4	46.3
2/2/2024	10:13	46.2	48.9	49.2	43.9
2/2/2024	10:18	48.0		50.9	44.9
2/2/2024	10:23	46.2		49.8	43.0
2/2/2024	10:28	50.5		53.1	47.5
2/2/2024	10:33	51.1		53.7	47.4
2/2/2024	10:38	49.2		52.9	45.6
2/2/2024	10:43	48.0	49.9	51.1	45.5
2/2/2024	10:48	50.8		53.3	47.8
2/2/2024	10:53	50.1		53.8	46.4
2/2/2024	10:58	49.6		52.9	45.9
2/2/2024	11:03	46.5		50.1	43.3
2/2/2024	11:08	50.1		52.8	47.0
2/2/2024	11:13	49.1	50.5	51.8	45.7
2/2/2024	11:18	50.2		53.6	47.2
2/2/2024	11:23	52.9		55.6	49.1
2/2/2024	11:28	51.6		54.9	48.8
2/2/2024	11:33	50.2		54.0	47.9
2/2/2024	11:38	51.4		55.0	49.2
2/2/2024	11:43	48.9	49.5	52.1	45.2
2/2/2024	11:48	48.2		50.4	44.8
2/2/2024	11:53	48.1		51.1	44.9
2/2/2024	11:58	49.0		51.9	45.4
2/2/2024	12:03	47.7		50.8	44.7
2/2/2024	12:08	51.7		54.6	48.7
2/2/2024	12:13	51.1	50.0	54.1	47.8
2/2/2024	12:18	50.8		53.6	47.3
2/2/2024	12:23	47.8		50.5	44.9
2/2/2024	12:28	49.1		52.6	45.9
2/2/2024	12:33	50.4		53.0	48.0
2/2/2024	12:38	50.1		53.5	46.3
2/2/2024	12:43	49.9	50.0	53.2	46.8
2/2/2024	12:48	51.2		54.1	47.8
2/2/2024	12:53	49.1		52.0	45.7
2/2/2024	12:58	48.5		51.9	45.1
2/2/2024	13:03	50.4		54.1	47.6
2/2/2024	13:08	51.9		54.3	49.4
2/2/2024	13:13	50.5	50.6	54.1	48.0
2/2/2024	13:18	48.7		51.9	45.9
2/2/2024	13:23	52.3		55.8	49.4
2/2/2024	13:28	47.9		50.4	44.7
2/2/2024	13:33	48.2		51.7	44.7
2/2/2024	13:38	50.2		53.9	46.9
2/2/2024	13:43	50.8	49.7	53.8	46.9
2/2/2024	13:48	49.0		51.7	45.2
2/2/2024	13:53	51.2		54.2	47.9
2/2/2024	13:58	47.7		51.5	44.5
2/2/2024	14:03	50.1		53.9	46.6
2/2/2024	14:08	48.7		51.1	44.8
2/2/2024	14:13	54.2	50.4	56.6	50.9
2/2/2024	14:18	48.2		51.8	45.4
2/2/2024	14:23	49.3		52.0	46.7
2/2/2024	14:28	48.7		51.8	45.1
2/2/2024	14:33	52.7		56.2	49.3
2/2/2024	14:38	50.5		53.9	47.5
2/2/2024	14:43	48.3	51.5	51.1	44.6
2/2/2024	14:48	53.8		56.4	51.1
2/2/2024	14:53	49.3		53.2	46.6
2/2/2024	14:58	51.7		55.2	48.0
2/2/2024	15:03	54.8		57.4	51.8
2/2/2024	15:08	53.8		57.4	51.0
2/2/2024	15:13	48.8	52.6	51.7	44.8
2/2/2024	15:18	49.6		52.3	46.1
2/2/2024	15:23	50.3		54.2	46.4
2/2/2024	15:28	54.5		57.4	50.7
2/2/2024	15:33	48.5		51.9	44.5
2/2/2024	15:38	52.0	50.4	56.2	49.2
2/2/2024	15:43	50.0		53.2	46.7
2/2/2024	15:48	51.4		54.2	48.4
2/2/2024	15:53	50.5		54.5	47.6
2/2/2024	15:58	49.2		53.1	45.6
2/2/2024	16:03	55.6		59.2	51.7
2/2/2024	16:08	54.7		58.4	51.2
2/2/2024	16:13	46.6	53.8	49.7	42.5
2/2/2024	16:18	55.9		58.5	51.8
2/2/2024	16:23	53.7		57.9	49.8
2/2/2024	16:28	51.0		54.0	46.6
2/2/2024	16:33	48.2		52.3	45.1
2/2/2024	16:38	52.2		56.2	47.8
2/2/2024	16:43	49.9	51.3	53.4	46.1
2/2/2024	16:48	50.5		53.5	47.3
2/2/2024	16:53	49.5		53.2	45.6
2/2/2024	16:58	54.5		58.6	51.3
2/2/2024	17:03	49.3		53.8	46.6
2/2/2024	17:08	44.8		47.4	42.2
2/2/2024	17:13	46.7	47.3	50.6	42.2
2/2/2024	17:18	48.2		53.1	43.7
2/2/2024	17:23	48.5		52.1	44.5
2/2/2024	17:28	44.3		48.3	39.5
2/2/2024	17:33	44.6		48.2	39.8
2/2/2024	17:38	46.2		49.3	43.1
2/2/2024	17:43	44.5	45.6	49.1	41.3
2/2/2024	17:48	44.2		48.4	41.1
2/2/2024	17:53	47.8		52.3	43.8
2/2/2024	17:58	45.0		47.9	40.3
2/2/2024	18:03	44.6		47.9	40.9
2/2/2024	18:08	44.2		48.4	40.1
2/2/2024	18:13	45.1	44.4	47.8	42.0
2/2/2024	18:18	43.7		46.4	39.4
2/2/2024	18:23	44.4		48.2	40.8
2/2/2024	18:28	44.4		48.2	41.3
2/2/2024	18:33	46.0		48.8	43.2
2/2/2024	18:38	46.5		51.0	42.2
2/2/2024	18:43	46.6	45.4	50.2	42.0
2/2/2024	18:48	42.4		46.7	39.7
2/2/2024	18:53	42.2		46.0	39.4
2/2/2024	18:58	46.6		49.3	42.6
		Mean	49.2		
		Maximum	53.8		
		Minimum	44.4		

Date	Start Time	Leq (5mins)	Leq (30mins)	L10 (5mins)	L90 (5mins)
3/2/2024	7:03	44.8		47.4	42.7
3/2/2024	7:08	43.9		46.9	40.8
3/2/2024	7:13	43.8	44.8	45.9	41.6
3/2/2024	7:18	44.1		46.7	41.4
3/2/2024	7:23	44.4		47.2	42.0
3/2/2024	7:28	47.1		49.7	43.8
3/2/2024	7:33	45.1		47.2	42.2
3/2/2024	7:38	43.6		46.2	40.9
3/2/2024	7:43	46.7	45.5	49.1	44.3
3/2/2024	7:48	46.1		49.3	43.0
3/2/2024	7:53	43.5		46.8	40.7
3/2/2024	7:58	47.0		50.4	44.2
3/2/2024	8:03	49.4		52.4	47.2
3/2/2024	8:08	47.0		49.7	44.3
3/2/2024	8:13	48.8	48.6	51.2	46.1
3/2/2024	8:18	48.6		51.4	45.5
3/2/2024	8:23	49.5		52.0	47.0
3/2/2024	8:28	47.6		50.2	45.4
3/2/2024	8:33	46.9		50.1	43.9
3/2/2024	8:38	48.8		51.3	46.4
3/2/2024	8:43	48.2	48.0	50.9	45.6
3/2/2024	8:48	46.8		49.1	43.9
3/2/2024	8:53	49.2		51.5	46.4
3/2/2024	8:58	47.6		50.6	44.6
3/2/2024	9:03	49.1		51.9	45.6
3/2/2024	9:08	50.3		52.7	47.2
3/2/2024	9:13	48.4	48.8	51.1	45.8
3/2/2024	9:18	47.1		50.1	44.1
3/2/2024	9:23	46.5		49.5	43.9
3/2/2024	9:28	50.1		53.0	47.1
3/2/2024	9:33	49.0		52.1	45.5
3/2/2024	9:38	49.7		52.5	46.4
3/2/2024	9:43	49.5	49.3	52.5	47.1
3/2/2024	9:48	50.7		53.8	47.4
3/2/2024	9:53	49.4		52.1	46.2
3/2/2024	9:58	46.4		49.2	43.3
3/2/2024	10:03	49.2		52.1	46.3
3/2/2024	10:08	46.4		48.7	44.0
3/2/2024	10:13	48.3	49.1	51.5	44.6
3/2/2024	10:18	49.7		53.0	47.2
3/2/2024	10:23	51.3		54.0	48.1
3/2/2024	10:28	48.2		51.2	44.8
3/2/2024	10:33	48.0		50.5	44.3
3/2/2024	10:38	51.2		54.1	48.4
3/2/2024	10:43	49.3	49.1	52.7	47.0
3/2/2024	10:48	49.9		52.3	46.8
3/2/2024	10:53	46.6		49.4	44.1
3/2/2024	10:58	47.8		51.3	45.0
3/2/2024	11:03	49.9		53.1	46.5
3/2/2024	11:08	52.5		56.0	49.7
3/2/2024	11:13	50.7	51.5	54.1	48.5
3/2/2024	11:18	52.7		56.0	49.0
3/2/2024	11:23	52.7		55.6	49.4
3/2/2024	11:28	49.3		52.8	46.2
3/2/2024	11:33	48.1		50.4	45.2
3/2/2024	11:38	52.1		55.0	49.3
3/2/2024	11:43	49.7	50.1	52.3	45.9
3/2/2024	11:48	48.5		52.1	44.8
3/2/2024	11:53	50.1		53.9	47.9
3/2/2024	11:58	51.0		54.9	47.4
3/2/2024	12:03	47.7		50.8	44.5
3/2/2024	12:08	52.1		55.2	49.8
3/2/2024	12:13	50.0	49.5	53.8	46.8
3/2/2024	12:18	47.9		51.3	45.3
3/2/2024	12:23	49.0		52.5	45.3
3/2/2024	12:28	48.7		51.0	44.8
3/2/2024	12:33	50.4		53.4	47.8
3/2/2024	12:38	48.4		51.9	45.3
3/2/2024	12:43	51.6	50.8	54.0	48.1
3/2/2024	12:48	50.9		53.5	47.8
3/2/2024	12:53	52.7		55.9	50.1
3/2/2024	12:58	49.7		52.5	45.8
3/2/2024	13:03	47.5		50.6	43.8
3/2/2024	13:08	50.4		54.3	46.8
3/2/2024	13:13	50.8	49.7	54.5	48.4
3/2/2024	13:18	49.5		52.3	46.6
3/2/2024	13:23	51.0		54.8	47.3
3/2/2024	13:28	47.8		50.9	45.2
3/2/2024	13:33	47.6		50.9	43.8
3/2/2024	13:38	49.8		52.9	46.9
3/2/2024	13:43	50.3	49.9	53.3	47.4
3/2/2024	13:48	49.3		52.0	45.8
3/2/2024	13:53	47.5		50.5	45.0
3/2/2024	13:58	52.6		55.2	48.9
3/2/2024	14:03	54.7		57.6	52.3
3/2/2024	14:08	50.7		53.3	47.0
3/2/2024	14:13	53.4	52.5	56.3	49.9
3/2/2024	14:18	52.0		55.0	48.4
3/2/2024	14:23	53.1		56.4	50.0
3/2/2024	14:28	48.1		51.8	45.2
3/2/2024	14:33	52.9		56.7	49.2
3/2/2024	14:38	53.9		56.7	50.2
3/2/2024	14:43	52.0	52.4	55.7	48.4
3/2/2024	14:48	49.3		51.8	46.4
3/2/2024	14:53	50.7		54.3	48.2
3/2/2024	14:58	53.9		56.5	50.4
3/2/2024	15:03	55.6		59.7	52.4
3/2/2024	15:08	54.9		58.0	50.7
3/2/2024	15:13	49.3	53.4	53.3	45.8
3/2/2024	15:18	52.8		55.9	49.1
3/2/2024	15:23	49.7		53.5	45.7
3/2/2024	15:28	54.2		56.9	50.9
3/2/2024	15:33	50.8		53.6	47.8
3/2/2024	15:38	54.5		58.5	51.7
3/2/2024	15:43	50.3	51.1	54.0	46.6
3/2/2024	15:48	50.9		54.5	47.1
3/2/2024	15:53	50.3		54.3	47.0
3/2/2024	15:58	45.3		48.1	41.4
3/2/2024	16:03	51.8		54.8	47.8
3/2/2024	16:08	43.9		48.0	40.3
3/2/2024	16:13	59.6	54.1	63.5	56.2
3/2/2024	16:18	55.9		59.1	52.0
3/2/2024	16:23	47.1		49.7	43.9
3/2/2024	16:28	42.5		46.1	39.9
3/2/2024	16:33	49.4		52.5	45.9
3/2/2024	16:38	59.4		62.6	55.1
3/2/2024	16:43	52.7	55.6	56.6	49.2
3/2/2024	16:48	59.9		63.5	57.2
3/2/2024	16:53	42.4		46.5	38.3
3/2/2024	16:58	46.9		49.5	43.4
3/2/2024	17:03	49.4		52.0	44.9
3/2/2024	17:08	49.6		54.3	45.5
3/2/2024	17:13	46.6	47.9	51.3	43.8
3/2/2024	17:18	44.8		49.2	41.5
3/2/2024	17:23	47.8		51.8	45.2
3/2/2024	17:28	47.2		52.1	43.6
3/2/2024	17:33	44.9		47.7	40.5
3/2/2024	17:38	46.6		49.5	42.8
3/2/2024	17:43	45.6	45.8	49.4	40.8
3/2/2024	17:48	46.3		49.4	42.0
3/2/2024	17:53	45.1		47.8	42.5
3/2/2024	17:58	45.8		48.7	41.5
3/2/2024	18:03	42.3		46.0	39.1
3/2/2024	18:08	44.8		49.0	41.1
3/2/2024	18:13	45.3	44.8	49.2	42.0
3/2/2024	18:18	44.8		48.3	40.4
3/2/2024	18:23	45.3		48.7	41.0
3/2/2024	18:28	45.7		49.7	41.5
3/2/2

Station: SSNV M2

Date	Start Time	Leq (5mins)	Leq (30mins)	L10 (5mins)	L90 (5mins)
4/2/2024	7:03	47.1		49.5	45.0
4/2/2024	7:08	47.5		50.0	44.3
4/2/2024	7:13	46.3	46.6	49.1	43.6
4/2/2024	7:18	46.9		49.4	44.3
4/2/2024	7:23	45.7		48.1	42.7
4/2/2024	7:28	46.1		48.9	43.2
4/2/2024	7:33	44.8		47.3	42.4
4/2/2024	7:38	43.8		47.2	40.4
4/2/2024	7:43	46.8	46.2	49.8	44.0
4/2/2024	7:48	45.6		48.7	42.7
4/2/2024	7:53	47.1		50.4	44.3
4/2/2024	7:58	47.8		50.5	44.6
4/2/2024	8:03	49.7		52.3	46.6
4/2/2024	8:08	48.3		50.9	45.9
4/2/2024	8:13	46.6	48.6	49.7	44.1
4/2/2024	8:18	48.9		51.0	46.7
4/2/2024	8:23	47.7		50.3	44.5
4/2/2024	8:28	49.8		52.8	46.8
4/2/2024	8:33	48.8		51.1	46.7
4/2/2024	8:38	47.8		50.9	44.6
4/2/2024	8:43	47.5	48.4	49.9	44.3
4/2/2024	8:48	46.7		49.0	44.0
4/2/2024	8:53	48.8		51.0	46.3
4/2/2024	8:58	49.8		52.6	47.0
4/2/2024	9:03	48.4		51.4	45.7
4/2/2024	9:08	50.3		53.2	47.5
4/2/2024	9:13	50.2	48.7	53.3	47.3
4/2/2024	9:18	47.9		50.8	44.4
4/2/2024	9:23	46.5		49.6	44.0
4/2/2024	9:28	47.5		49.8	44.6
4/2/2024	9:33	46.8		49.5	43.9
4/2/2024	9:38	47.3		50.5	44.8
4/2/2024	9:43	49.8	49.2	53.0	47.2
4/2/2024	9:48	49.4		52.3	46.6
4/2/2024	9:53	50.8		53.5	47.4
4/2/2024	9:58	49.9		52.2	46.8
4/2/2024	10:03	46.5		49.1	44.1
4/2/2024	10:08	49.3		51.5	46.1
4/2/2024	10:13	50.0	48.9	52.5	46.7
4/2/2024	10:18	48.3		51.2	45.6
4/2/2024	10:23	49.3		52.7	45.6
4/2/2024	10:28	49.0		52.0	46.8
4/2/2024	10:33	48.8		52.3	45.5
4/2/2024	10:38	46.9		50.0	44.4
4/2/2024	10:43	51.2	49.4	53.7	47.6
4/2/2024	10:48	47.1		50.3	44.3
4/2/2024	10:53	46.8		49.1	44.1
4/2/2024	10:58	52.1		54.9	48.3
4/2/2024	11:03	48.2		50.7	44.5
4/2/2024	11:08	51.6		54.2	47.9
4/2/2024	11:13	48.0	50.6	51.0	45.3
4/2/2024	11:18	52.7		56.3	49.5
4/2/2024	11:23	50.8		54.3	47.3
4/2/2024	11:28	50.1		53.7	47.5
4/2/2024	11:33	48.6		51.2	45.6
4/2/2024	11:38	49.1		51.6	45.9
4/2/2024	11:43	51.1	49.7	54.8	47.9
4/2/2024	11:48	49.2		51.6	45.8
4/2/2024	11:53	50.7		53.2	48.3
4/2/2024	11:58	48.9		52.4	45.3
4/2/2024	12:03	48.5		51.3	45.5
4/2/2024	12:08	48.4		52.0	45.3
4/2/2024	12:13	50.3	48.9	53.5	47.6
4/2/2024	12:18	48.3		51.6	44.5
4/2/2024	12:23	49.1		52.9	45.9
4/2/2024	12:28	48.3		51.7	45.4
4/2/2024	12:33	50.5		54.0	48.0
4/2/2024	12:38	48.4	49.2	51.6	45.9
4/2/2024	12:43	49.5		52.9	46.2
4/2/2024	12:48	47.8		50.7	44.0
4/2/2024	12:53	47.3		50.8	44.3
4/2/2024	12:58	50.7		54.3	47.9
4/2/2024	13:03	50.7		53.6	48.0
4/2/2024	13:08	48.7	49.5	51.2	45.0
4/2/2024	13:13	48.0		51.1	44.1
4/2/2024	13:18	50.7		53.3	47.7
4/2/2024	13:23	47.7		50.9	44.8
4/2/2024	13:28	50.2		54.0	47.7
4/2/2024	13:33	49.2		52.0	46.8
4/2/2024	13:38	49.6		53.1	46.1
4/2/2024	13:43	49.3	51.4	52.3	46.8
4/2/2024	13:48	52.5		55.0	49.5
4/2/2024	13:53	54.0		56.5	50.3
4/2/2024	13:58	51.7		54.1	48.0
4/2/2024	14:03	51.6		54.8	48.1
4/2/2024	14:08	52.3		55.8	49.8
4/2/2024	14:13	51.9	52.0	55.1	49.0
4/2/2024	14:18	50.6		53.3	47.0
4/2/2024	14:23	53.9		56.6	50.8
4/2/2024	14:28	50.8		54.0	47.0
4/2/2024	14:33	49.1		51.5	45.9
4/2/2024	14:38	50.2		52.9	47.4
4/2/2024	14:43	50.0	52.0	53.8	46.1
4/2/2024	14:48	51.1		53.5	47.4
4/2/2024	14:53	54.9		57.6	51.5
4/2/2024	14:58	53.7		56.9	51.0
4/2/2024	15:03	55.4		58.9	52.2
4/2/2024	15:08	54.6		58.8	50.7
4/2/2024	15:13	53.2	52.9	56.5	50.3
4/2/2024	15:18	51.2		54.2	47.8
4/2/2024	15:23	49.4		52.8	46.1
4/2/2024	15:28	49.7		53.8	45.6
4/2/2024	15:33	55.8		58.8	52.1
4/2/2024	15:38	51.8	52.5	55.8	49.2
4/2/2024	15:43	53.1		56.2	49.2
4/2/2024	15:48	49.1		52.2	45.8
4/2/2024	15:53	53.8		57.4	50.1
4/2/2024	15:58	43.4		47.3	39.3
4/2/2024	16:03	55.5		58.6	52.5
4/2/2024	16:08	50.0		53.5	46.4
4/2/2024	16:13	57.4	53.2	60.4	53.1
4/2/2024	16:18	46.0		49.7	42.0
4/2/2024	16:23	43.2		47.2	40.0
4/2/2024	16:28	52.8		55.5	49.1
4/2/2024	16:33	49.6		52.6	45.9
4/2/2024	16:38	49.6		54.0	46.6
4/2/2024	16:43	53.7	49.6	57.4	49.5
4/2/2024	16:48	43.6		47.3	40.5
4/2/2024	16:53	48.7		51.7	45.0
4/2/2024	16:58	45.8		49.2	41.2
4/2/2024	17:03	48.7		51.7	46.0
4/2/2024	17:08	44.8		48.5	41.4
4/2/2024	17:13	44.5	46.7	47.4	40.2
4/2/2024	17:18	45.4		48.0	41.6
4/2/2024	17:23	49.0		52.6	46.2
4/2/2024	17:28	45.0		49.1	40.4
4/2/2024	17:33	44.2		47.4	39.4
4/2/2024	17:38	48.8		53.2	44.8
4/2/2024	17:43	49.6	46.8	53.2	46.9
4/2/2024	17:48	46.5		49.8	42.1
4/2/2024	17:53	42.4		46.9	39.1
4/2/2024	17:58	44.7		49.3	40.8
4/2/2024	18:03	46.6		50.0	42.8
4/2/2024	18:08	46.4		51.0	42.1
4/2/2024	18:13	42.9	45.3	46.1	39.8
4/2/2024	18:18	46.6		51.1	42.5
4/2/2024	18:23	44.7		47.8	42.0
4/2/2024	18:28	42.7		45.9	38.9
4/2/2024	18:33	45.1		47.9	42.5
4/2/2024	18:38	45.3		49.3	40.6
4/2/2024	18:43	44.6	44.5	47.5	42.0
4/2/2024	18:48	46.1		49.8	41.7
4/2/2024	18:53	42.8		45.6	39.2
4/2/2024	18:58	41.5		45.3	37.2
		Mean	49.2		
		Maximum	53.2		
		Minimum	44.5		

Date	Start Time	Leq (5mins)	Leq (30mins)	L10 (5mins)	L90 (5mins)
5/2/2024	7:03	47.7		51.1	44.5
5/2/2024	7:08	44.4		46.9	42.0
5/2/2024	7:13	45.5	46.2	48.0	42.3
5/2/2024	7:18	44.8		48.2	42.3
5/2/2024	7:23	46.7		49.7	43.8
5/2/2024	7:28	47.0		50.1	44.7
5/2/2024	7:33	47.3		49.8	44.3
5/2/2024	7:38	44.4		47.0	41.9
5/2/2024	7:43	44.6	46.6	47.5	42.2
5/2/2024	7:48	46.2		48.6	43.9
5/2/2024	7:53	47.8		50.5	45.7
5/2/2024	7:58	47.8		49.9	44.8
5/2/2024	8:03	48.6		51.0	45.4
5/2/2024	8:08	49.5		52.7	46.9
5/2/2024	8:13	49.2	48.4	51.4	46.3
5/2/2024	8:18	47.0		50.2	44.8
5/2/2024	8:23	47.5		49.7	45.0
5/2/2024	8:28	47.8		51.0	45.2
5/2/2024	8:33	48.2		50.6	45.9
5/2/2024	8:38	46.7		49.1	43.5
5/2/2024	8:43	49.7	49.0	52.5	46.5
5/2/2024	8:48	47.9		50.0	45.3
5/2/2024	8:53	49.8		52.8	47.2
5/2/2024	8:58	50.5		53.0	47.9
5/2/2024	9:03	49.7		52.7	46.4
5/2/2024	9:08	49.8		52.5	46.9
5/2/2024	9:13	46.4	48.6	48.8	42.9
5/2/2024	9:18	50.3		52.7	47.6
5/2/2024	9:23	46.9		50.4	43.4
5/2/2024	9:28	46.6		49.5	43.2
5/2/2024	9:33	49.8		52.8	46.7
5/2/2024	9:38	50.7		53.6	47.3
5/2/2024	9:43	50.5		53.4	47.0
5/2/2024	9:54	46.8		49.4	43.7
5/2/2024	9:59	50.8		54.5	48.6
5/2/2024	10:04	50.4		54.1	47.7
5/2/2024	10:09	48.0		51.1	45.4
5/2/2024	10:14	48.6	49.1	51.6	45.4
5/2/2024	10:19	49.5		52.5	46.5
5/2/2024	10:24	50.1		52.4	47.7
5/2/2024	10:29	47.3		50.3	43.8
5/2/2024	10:34	46.9		50.4	44.2
5/2/2024	10:39	47.9		50.8	44.2
5/2/2024	10:44	46.6	48.0	50.0	43.6
5/2/2024	10:49	48.2		51.3	45.2
5/2/2024	10:54	48.6		51.0	45.7
5/2/2024	10:59	49.3		52.3	46.0
5/2/2024	11:04	52.8		55.6	50.0
5/2/2024	11:09	48.1		51.3	45.8
5/2/2024	11:14	48.4	50.1	50.8	45.2
5/2/2024	11:19	49.0		52.8	46.5
5/2/2024	11:24	50.3		53.8	48.0
5/2/2024	11:29	50.4		53.8	46.8
5/2/2024	11:34	51.6		55.3	47.8
5/2/2024	11:39	50.2		52.9	47.0
5/2/2024	11:44	52.4	51.5	55.5	49.0
5/2/2024	11:49	52.7		56.3	49.6
5/2/2024	11:54	52.2		54.9	49.6
5/2/2024	11:59	48.0		50.8	44.8
5/2/2024	12:04	52.7		55.1	49.8
5/2/2024	12:09	52.5		55.8	49.5
5/2/2024	12:14	52.3	52.0	55.9	48.4
5/2/2024	12:19	52.3		56.1	48.7
5/2/2024	12:24	52.2		54.5	49.9
5/2/2024	12:29	49.2		52.1	46.4
5/2/2024	12:34	52.3		54.6	50.0
5/2/2024	12:39	50.9		54.5	48.2
5/2/2024	12:44	49.3	50.4	52.4	46.0
5/2/2024	12:49	50.6		53.3	47.0
5/2/2024	12:54	50.4		53.8	47.6
5/2/2024	12:59	47.5		51.3	43.6
5/2/2024	13:04	52.7		56.3	49.2
5/2/2024	13:09	50.3		53.5	47.0
5/2/2024	13:14	48.1	50.2	51.4	45.5
5/2/2024	13:19	47.2		49.9	43.8
5/2/2024	13:24	51.8		54.3	48.4
5/2/2024	13:29	48.5		51.0	45.2
5/2/2024	13:34	51.2		54.6	48.6
5/2/2024	13:39	51.7		54.7	49.2
5/2/2024	13:44	50.5	51.4	53.2	46.8
5/2/2024	13:49	50.7		53.4	46.9
5/2/2024	13:54	52.7		56.4	49.8
5/2/2024	13:59	51.0		54.6	48.3
5/2/2024	14:04	48.9		52.3	45.8
5/2/2024	14:09	52.4		56.0	48.9
5/2/2024	14:14	51.3	51.6	55.0	48.9
5/2/2024	14:19	51.3		53.8	47.7
5/2/2024	14:24	48.8		51.2	46.0
5/2/2024	14:29	54.3		57.3	51.0
5/2/2024	14:34	51.5		53.9	48.8
5/2/2024	14:39	54.0		56.7	51.4
5/2/2024	14:44	49.8	52.9	52.5	47.3
5/2/2024	14:49	54.0		57.1	51.3
5/2/2024	14:54	55.1		58.1	51.8
5/2/2024	14:59	50.6		53.2	48.0
5/2/2024	15:04	48.8		51.7	45.6
5/2/2024	15:09	55.8		58.5	52.8
5/2/2024	15:14	55.5	52.6	59.6	51.7
5/2/2024	15:19	49.4		53.5	45.8
5/2/2024	15:24	48.9		52.7	45.9
5/2/2024	15:29	51.1		54.6	47.8
5/2/2024	15:34	54.1		58.0	50.7
5/2/2024	15:39	49.8		53.3	46.2
5/2/2024	15:44	50.0	54.8	53.8	46.1
5/2/2024	15:49	54.0		57.9	51.1
5/2/2024	15:54	52.8		56.4	49.6
5/2/2024	15:59	59.6		63.9	56.2
5/2/2024	16:04	57.6		60.9	54.7
5/2/2024	16:09	48.0		52.0	44.9
5/2/2024	16:14	53.8	54.1	58.2	49.9
5/2/2024	16:19	57.6		60.9	54.4
5/2/2024	16:24	46.2		50.6	42.3
5/2/2024	16:29	47.1		51.4	43.1
5/2/2024	16:34	50.9		54.8	47.0
5/2/2024	16:39	55.6		59.3	52.2
5/2/2024	16:44	59.5	54.9	62.1	55.9
5/2/2024	16:49	56.0		59.4	52.0
5/2/2024	16:54	44.4		49.0	41.5
5/2/2024	16:59	46.2		48.9	42.2
5/2/2024	17:04	48.8		53.1	46.1
5/2/2024	17:09	46.1		49.8	42.4
5/2/2024	17:14	45.0	47.0	48.8	41.6
5/2/2024	17:19	47.9		51.9	44.8
5/2/2024	17:24	45.3		49.1	42.1
5/2/2024	17:29	47.5		50.5	44.2
5/2/2024	17:34	48.3		51.2	45.7
5/2/2024	17:39	46.9		50.0	42.7
5/2/2024	17:44	49.6	46.7	54.5	45.0
5/2/2024	17:49	45.8		48.4	42.1
5/2/2024	17:54	42.7		46.8	38.9
5/2/2024	17:59	42.7		45.9	39.3
5/2/2024	18:04	44.6		49.1	40.7
5/2/2024	18:09	45.5		50.0	40.9
5/2/2024	18:14	42.9	44.9	46.9	39.2
5/2/2024	18:19	46.1		49.2	42.8
5/2/2024	18:24	43.2		46.6	39.9
5/2/2024	18:29	46.1		48.9	41.4
5/2/2024	18:34	42.9		46.2	39.2
5/2/2024	18:39	46.2		49.5	43.6
5/2/2024	18:44	45.2	44.6	48.8	41.4
5/2/2024	18:49	43.2		47.8	40.6
5/2/2024	18:54	43.8		47.9	40.3
5/2/2024	18:59	45.2		48.9	41.3
		Mean	49.8		
		Maximum	54.9		
		Minimum	44.6		

Date	Start Time	Leq (5mins)	Leq (30mins)	L10 (5mins)	L90 (5mins)
6/2/2024	7:04	47.0		49.6	43.8
6/2/2024	7:09	45.3		48.0	43.0
6/2/2024	7:14	47.6	45.5	50.4	44.5
6/2/2024	7:19	44.3		46.6	41.1
6/2/2024	7:24	43.2		46.3	39.8
6/2/2024	7:29	43.9		46.6	40.8
6/2/2024	7:34	46.8		49.9	43.7
6/2/2024	7:39	43.9		46.6	41.2
6/2/2024	7:44	47.5	46.9	50.1	44.6
6/2/2024	7:49	43.3		46.1	40.0
6/2/2024	7:54	47.9		50.2	45.2
6/2/2024	7:59	49.0		51.5	46.2
6/2/2024	8:04	49.6		52.1	46.4
6/2/2024	8:09	47.6		50.2	44.6
6/2/2024	8:14	47.9	48.2	50.6	45.8
6/2/2024	8:19	48.7		51.4	45.7
6/2/2024	8:24	48.0		50.4	45.4
6/2/2024	8:29	47.1		49.6	44.1
6/2/2024	8:34	48.2		50.6	45.0
6/2/2024	8:39	47.2		50.3	44.2
6/2/2024	8:44	48.0	47.4	50.2	45.9
6/2/2024	8:49	47.6		50.4	45.2
6/2/2024	8:54	46.5		49.8	43.5
6/2/2024	8:59	46.3		49.3	42.9
6/2/2024	9:04	47.5		51.0	44.5
6/2/2024	9:09	47.9		51.4	44.6
6/2/2024	9:14	46.6	48.3	49.0	43.6
6/2/2024	9:19	50.2		52.9	47.4
6/2/2024	9:24	48.2		51.5	45.8
6/2/2024	9:29	48.3		50.9	45.1
6/2/2024	9:34	50.8		53.3	48.0
6/2/2024	9:39	49.7		52.1	47.0
6/2/2024	9:44	49.4	49.4	52.9	46.0
6/2/2024	9:49	47.7		50.3	44.7
6/2/2024	9:54	47.8		51.0	44.7
6/2/2024	9:59	50.0		53.2	47.0
6/2/2024	10:04	46.3		49.4	43.8
6/2/2024	10:09	49.2		51.8	45.5
6/2/2024	10:14	50.3	49.2	54.0	46.9
6/2/2024	10:19	49.6		52.8	46.1
6/2/2024	10:24	46.7		49.5	43.7
6/2/2024	10:29	50.9		54.0	47.9
6/2/2024	10:34	48.2		51.2	44.5
6/2/2024	10:39	51.3		54.7	48.3
6/2/2024	10:44	50.6	50.0	53.9	47.1
6/2/2024	10:49	46.4		49.5	44.2
6/2/2024	10:54	52.1		55.6	49.8
6/2/2024	10:59	49.3		51.6	46.0
6/2/2024	11:04	52.5		56.0	49.8
6/2/2024	11:09	51.5		53.9	47.7
6/2/2024	11:14	51.3	51.4	54.1	48.5
6/2/2024	11:19	52.5		55.3	49.8
6/2/2024	11:24	50.0		52.7	46.5
6/2/2024	11:29	49.9		53.1	47.4
6/2/2024	11:34	48.2		50.6	45.9
6/2/2024	11:39	50.7		53.3	48.2
6/2/2024	11:44	49.3	50.4	52.5	46.1
6/2/2024	11:49	50.3		53.1	46.9
6/2/2024	11:54	52.3		54.7	49.8
6/2/2024	11:59	50.6		53.0	47.4
6/2/2024	12:04	50.8		53.9	47.4
6/2/2024	12:09	48.4		50.8	45.6
6/2/2024	12:14	48.5	49.9	51.1	45.0
6/2/2024	12:19	50.5		54.3	47.6
6/2/2024	12:24	50.0		53.6	47.1
6/2/2024	12:29	50.4		54.0	47.6
6/2/2024	12:34	48.0		50.9	44.9
6/2/2024	12:39	50.9		54.8	48.3
6/2/2024	12:44	49.6	50.2	51.9	47.2
6/2/2024	12:49	51.8		55.6	48.6
6/2/2024	12:54	47.6		51.3	45.1
6/2/2024	12:59	51.4		53.8	47.7
6/2/2024	13:04	48.4		51.2	45.8
6/2/2024	13:09	48.7		51.8	45.4
6/2/2024	13:14	52.4	50.4	55.6	49.0
6/2/2024	13:19	48.0		51.7	45.1
6/2/2024	13:24	50.1		53.4	47.6
6/2/2024	13:29	52.3		55.7	48.4
6/2/2024	13:34	48.3		52.0	45.3
6/2/2024	13:39	49.7		53.1	46.0
6/2/2024	13:44	52.2	51.2	54.7	48.3
6/2/2024	13:49	54.6		57.0	50.7
6/2/2024	13:54	49.2		52.7	46.8
6/2/2024	13:59	50.0		52.8	47.2
6/2/2024	14:04	51.4		55.0	48.0
6/2/2024	14:09	53.0		56.9	49.9
6/2/2024	14:14	51.1	52.0	54.0	47.4
6/2/2024	14:19	50.3		53.4	46.9
6/2/2024	14:24	51.9		54.9	48.6
6/2/2024	14:29	53.3		56.5	50.5
6/2/2024	14:34	50.1		53.7	46.3
6/2/2024	14:39	52.8		55.5	49.6
6/2/2024	14:44	51.6	52.7	55.4	48.3
6/2/2024	14:49	51.8		55.4	48.6
6/2/2024	14:54	51.8		55.7	48.7
6/2/2024	14:59	55.9		59.5	53.1
6/2/2024	15:04	49.3		52.2	45.9
6/2/2024	15:09	49.5		53.5	46.4
6/2/2024	15:14	53.7	52.2	56.7	50.6
6/2/2024	15:19	55.5		59.3	51.4
6/2/2024	15:24	50.8		54.0	47.3
6/2/2024	15:29	50.6		54.0	47.4
6/2/2024	15:34	51.5		54.8	48.3
6/2/2024	15:39	50.5		54.5	47.7
6/2/2024	15:44	54.5	51.1	58.5	51.7
6/2/2024	15:49	45.0		48.2	40.9
6/2/2024	15:54	52.4		55.3	49.5
6/2/2024	15:59	44.3		48.6	41.6
6/2/2024	16:04	48.4		52.6	45.3
6/2/2024	16:09	49.7		52.7	45.9
6/2/2024	16:14	52.4	50.0	56.0	48.0
6/2/2024	16:19	47.0		50.7	42.7
6/2/2024	16:24	51.8		54.7	48.8
6/2/2024	16:29	47.7		51.3	43.7
6/2/2024	16:34	50.0		52.6	46.6
6/2/2024	16:39	47.6		50.4	43.2
6/2/2024	16:44	46.4	48.3	49.4	42.6
6/2/2024	16:49	47.2		50.2	42.9
6/2/2024	16:54	48.5		51.1	44.4
6/2/2024	16:59	49.1		53.9	46.1
6/2/2024	17:04	45.0		48.4	41.8
6/2/2024	17:09	47.5		50.2	44.3
6/2/2024	17:14	47.8	47.2	50.5	43.1
6/2/2024	17:19	47.5		50.9	44.6
6/2/2024	17:24	45.4		49.0	40.9
6/2/2024	17:29	49.0		52.0	44.2
6/2/2024	17:34	48.5		52.7	44.6
6/2/2024	17:39	45.5		48.4	41.6
6/2/2024	17:44	47.1	45.6	50.6	43.1
6/2/2024	17:49	42.7		46.7	38.9
6/2/2024	17:54	42.4		47.1	37.7
6/2/2024	17:59	43.7		47.9	39.2
6/2/2024	18:04	46.0		50.6	41.3
6/2/2024	18:09	42.8		46.7	38.2
6/2/2024	18:14	42.4	44.5	46.9	38.1
6/2/2024	18:19	44.3		47.9	41.0
6/2/2024	18:24	46.4		50.9	42.9
6/2/2024	18:29	43.2		47.4	39.4
6/2/2024	18:34	45.5		48.4	42.1
6/

Station: SSNV M2

Date	Start Time	Leq (5mins)	Leq (30mins)	L10 (5mins)	L90 (5mins)
7/2/2024	7:04	43.4		46.8	40.7
7/2/2024	7:09	43.3		45.6	40.5
7/2/2024	7:14	45.3	44.5	48.0	42.1
7/2/2024	7:19	44.8		47.9	42.7
7/2/2024	7:24	45.9		48.4	43.0
7/2/2024	7:29	43.9		46.9	41.4
7/2/2024	7:34	45.2		48.1	42.6
7/2/2024	7:39	43.7		47.0	40.4
7/2/2024	7:44	45.6	46.3	49.0	42.7
7/2/2024	7:49	47.1		49.2	44.1
7/2/2024	7:54	47.6		50.6	45.0
7/2/2024	7:59	47.2		49.6	44.7
7/2/2024	8:04	49.0		52.1	46.7
7/2/2024	8:09	47.9		50.5	44.7
7/2/2024	8:14	46.6	48.4	48.8	43.4
7/2/2024	8:19	49.3		51.5	46.8
7/2/2024	8:24	48.6		51.5	46.0
7/2/2024	8:29	48.6		51.6	46.0
7/2/2024	8:34	49.7		52.7	46.6
7/2/2024	8:39	47.1		49.2	44.6
7/2/2024	8:44	47.6	48.8	50.7	45.1
7/2/2024	8:49	46.9		50.3	44.5
7/2/2024	8:54	50.5		53.6	48.1
7/2/2024	8:59	49.6		52.1	47.1
7/2/2024	9:04	50.5		52.9	47.7
7/2/2024	9:09	49.8		52.5	47.2
7/2/2024	9:14	49.2	49.7	52.1	46.7
7/2/2024	9:19	47.8		51.2	44.4
7/2/2024	9:24	49.6		52.6	47.2
7/2/2024	9:29	50.8		53.3	48.4
7/2/2024	9:34	49.6		52.1	46.6
7/2/2024	9:39	50.2		53.2	46.7
7/2/2024	9:44	47.8	49.4	50.8	44.6
7/2/2024	9:49	46.7		50.3	43.8
7/2/2024	9:54	50.3		52.5	46.8
7/2/2024	9:59	50.4		53.9	47.8
7/2/2024	10:04	47.6		50.4	44.0
7/2/2024	10:09	47.5		50.2	45.1
7/2/2024	10:14	46.4		49.7	43.9
7/2/2024	10:22	50.7		53.5	47.5
7/2/2024	10:27	50.8		53.8	48.5
7/2/2024	10:32	51.2		54.6	49.0
7/2/2024	10:37	51.2		54.3	48.6
7/2/2024	10:42	49.9	50.5	52.1	47.4
7/2/2024	10:47	48.3		51.3	44.9
7/2/2024	10:52	51.1		53.7	48.3
7/2/2024	10:57	50.8		54.4	47.2
7/2/2024	11:02	52.9		55.8	50.3
7/2/2024	11:07	50.8		53.5	48.6
7/2/2024	11:12	51.0	51.2	53.9	47.3
7/2/2024	11:17	51.3		54.2	48.5
7/2/2024	11:22	49.1		52.6	45.4
7/2/2024	11:27	51.3		54.1	47.7
7/2/2024	11:32	51.9		54.4	48.4
7/2/2024	11:37	47.9		51.7	44.2
7/2/2024	11:42	52.7	51.5	56.1	49.9
7/2/2024	11:47	52.7		56.5	50.3
7/2/2024	11:52	51.8		55.2	49.5
7/2/2024	11:57	50.0		52.3	47.4
7/2/2024	12:02	49.0		51.9	46.2
7/2/2024	12:07	51.6		54.1	49.0
7/2/2024	12:12	49.1	50.4	52.0	45.7
7/2/2024	12:17	49.5		52.3	45.7
7/2/2024	12:22	52.3		56.2	49.3
7/2/2024	12:27	49.6		52.5	46.0
7/2/2024	12:32	50.4		52.7	46.7
7/2/2024	12:37	50.4		53.0	48.1
7/2/2024	12:42	49.2	49.9	51.5	45.7
7/2/2024	12:47	51.0		53.9	47.2
7/2/2024	12:52	48.3		50.7	45.2
7/2/2024	12:57	49.6		53.4	46.2
7/2/2024	13:02	52.4		55.1	48.8
7/2/2024	13:07	52.2		55.8	48.7
7/2/2024	13:12	48.2	51.1	51.1	44.4
7/2/2024	13:17	50.0		53.7	46.9
7/2/2024	13:22	52.7		56.1	49.4
7/2/2024	13:27	48.7		51.2	45.6
7/2/2024	13:32	51.2		54.4	47.3
7/2/2024	13:37	48.4		52.0	45.7
7/2/2024	13:42	52.7	51.4	55.1	50.2
7/2/2024	13:47	52.4		56.3	49.4
7/2/2024	13:52	50.1		53.7	47.6
7/2/2024	13:57	52.0		55.1	48.4
7/2/2024	14:02	48.2		51.7	45.4
7/2/2024	14:07	54.7		58.1	51.4
7/2/2024	14:12	54.9	53.0	58.4	52.4
7/2/2024	14:17	50.0		53.6	46.1
7/2/2024	14:22	50.9		54.1	47.5
7/2/2024	14:27	54.8		58.2	52.2
7/2/2024	14:32	50.3		53.8	46.8
7/2/2024	14:37	53.0		56.4	49.1
7/2/2024	14:42	52.7	51.2	55.2	49.9
7/2/2024	14:47	48.6		51.5	45.4
7/2/2024	14:52	51.2		54.7	48.5
7/2/2024	14:57	49.4		53.3	46.4
7/2/2024	15:02	51.6		55.2	47.4
7/2/2024	15:07	52.5		55.2	49.4
7/2/2024	15:12	50.1	51.1	53.7	46.9
7/2/2024	15:17	52.4		56.5	49.7
7/2/2024	15:22	49.0		53.0	46.3
7/2/2024	15:27	49.5		53.1	46.3
7/2/2024	15:32	49.9		53.0	46.8
7/2/2024	15:37	49.2	54.0	52.5	46.5
7/2/2024	15:42	55.6		59.5	52.4
7/2/2024	15:47	52.9		55.9	49.3
7/2/2024	15:52	54.6		58.2	50.7
7/2/2024	15:57	56.9		60.8	53.4
7/2/2024	16:02	45.7		48.8	41.4
7/2/2024	16:07	45.5		49.4	41.7
7/2/2024	16:12	49.8	54.1	52.9	46.1
7/2/2024	16:17	54.8		58.1	50.6
7/2/2024	16:22	56.4		59.9	52.6
7/2/2024	16:27	58.0		60.9	54.7
7/2/2024	16:32	50.7		53.7	47.7
7/2/2024	16:37	54.7		57.5	51.1
7/2/2024	16:42	50.0	50.4	54.2	46.8
7/2/2024	16:47	44.0		47.7	41.2
7/2/2024	16:52	44.6		47.6	41.0
7/2/2024	16:57	49.6		52.2	45.5
7/2/2024	17:02	49.4		52.4	46.0
7/2/2024	17:07	44.9		47.6	40.5
7/2/2024	17:12	48.5	46.9	51.1	44.6
7/2/2024	17:17	45.7		49.6	43.0
7/2/2024	17:22	44.6		49.1	41.8
7/2/2024	17:27	45.7		48.3	40.8
7/2/2024	17:32	49.1		52.2	45.6
7/2/2024	17:37	46.3		50.5	42.4
7/2/2024	17:42	47.7	46.6	50.6	42.8
7/2/2024	17:47	45.3		49.8	40.4
7/2/2024	17:52	45.1		49.2	42.5
7/2/2024	17:57	44.4		47.0	40.7
7/2/2024	18:02	44.9		48.1	40.5
7/2/2024	18:07	46.4		50.8	42.9
7/2/2024	18:12	45.6	44.8	48.7	42.7
7/2/2024	18:17	43.5		48.0	39.2
7/2/2024	18:22	44.3		48.0	41.4
7/2/2024	18:27	43.2		45.9	40.1
7/2/2024	18:32	43.7		48.4	39.9
7/2/2024	18:37	43.8		47.2	39.2
7/2/2024	18:42	45.6	44.1	48.6	41.9
7/2/2024	18:47	45.6		48.6	41.1
7/2/2024	18:52	41.9		46.1	39.3
7/2/2024	18:57	42.8		47.2	38.7
		Mean	49.5		
		Maximum	54.1		
		Minimum	44.1		

Date	Start Time	Leq (5mins)	Leq (30mins)	L10 (5mins)	L90 (5mins)
8/2/2024	7:02	43.3		45.9	41.1
8/2/2024	7:07	47.5		49.6	44.1
8/2/2024	7:12	43.8	45.6	46.1	41.7
8/2/2024	7:17	44.1		47.0	41.9
8/2/2024	7:22	47.4		49.9	45.3
8/2/2024	7:27	45.7		47.9	42.4
8/2/2024	7:32	45.7		47.8	42.8
8/2/2024	7:37	46.6		48.7	43.8
8/2/2024	7:42	43.9	46.9	47.1	40.8
8/2/2024	7:47	46.8		50.0	43.8
8/2/2024	7:52	47.1		50.4	45.0
8/2/2024	7:57	49.3		52.1	45.9
8/2/2024	8:02	48.7		51.4	46.1
8/2/2024	8:07	46.7		49.2	44.2
8/2/2024	8:12	49.5	48.2	52.0	47.1
8/2/2024	8:17	48.7		51.1	46.5
8/2/2024	8:22	47.3		50.5	45.0
8/2/2024	8:27	47.9		51.1	45.2
8/2/2024	8:32	48.5		51.3	45.6
8/2/2024	8:37	46.9		50.1	44.0
8/2/2024	8:42	46.7	48.6	49.0	43.8
8/2/2024	8:47	49.2		51.6	46.3
8/2/2024	8:52	50.8		53.8	47.8
8/2/2024	8:57	48.0		51.2	44.9
8/2/2024	9:02	48.9		51.8	45.5
8/2/2024	9:07	47.4	48.6	50.0	44.0
8/2/2024	9:12	49.4		52.2	46.1
8/2/2024	9:17	50.5		53.9	47.9
8/2/2024	9:22	47.2		50.5	43.9
8/2/2024	9:27	47.1		49.5	44.1
8/2/2024	9:32	50.7		54.1	47.8
8/2/2024	9:37	47.2		50.7	44.6
8/2/2024	9:42	46.3	49.2	49.5	43.8
8/2/2024	9:47	46.9		50.3	44.4
8/2/2024	9:52	51.3		54.1	48.0
8/2/2024	9:57	50.2		52.8	47.1
8/2/2024	10:02	50.0		53.7	46.6
8/2/2024	10:07	49.5		52.5	47.2
8/2/2024	10:12	49.6	49.9	52.1	46.3
8/2/2024	10:17	51.3		54.9	48.4
8/2/2024	10:22	50.0		52.2	47.6
8/2/2024	10:27	48.2		51.4	45.3
8/2/2024	10:32	51.2		54.6	48.9
8/2/2024	10:37	47.7		50.0	44.9
8/2/2024	10:42	46.9	49.9	49.8	43.3
8/2/2024	10:47	51.4		54.5	48.6
8/2/2024	10:52	50.1		53.8	47.0
8/2/2024	10:57	50.1		52.6	46.4
8/2/2024	11:02	48.9		52.6	45.7
8/2/2024	11:07	49.7		52.6	47.2
8/2/2024	11:12	48.7	48.8	51.8	46.4
8/2/2024	11:17	47.8		50.4	45.0
8/2/2024	11:22	48.4		51.3	45.0
8/2/2024	11:27	48.8		51.5	46.3
8/2/2024	11:32	49.6		52.3	46.0
8/2/2024	11:37	51.4		54.1	48.2
8/2/2024	11:42	47.9	50.5	50.5	45.3
8/2/2024	11:47	49.7		52.3	46.4
8/2/2024	11:52	50.4		52.7	47.0
8/2/2024	11:57	52.7		55.0	48.8
8/2/2024	12:02	52.7		55.8	50.0
8/2/2024	12:07	48.4		50.8	44.9
8/2/2024	12:12	49.0	50.4	51.8	45.5
8/2/2024	12:17	48.2		50.7	45.9
8/2/2024	12:22	52.4		55.9	49.8
8/2/2024	12:27	48.9		52.7	45.3
8/2/2024	12:32	50.5		54.4	46.9
8/2/2024	12:37	51.4		54.5	48.5
8/2/2024	12:42	50.6	50.8	53.7	47.1
8/2/2024	12:47	51.2		54.4	47.7
8/2/2024	12:52	50.0		52.9	46.5
8/2/2024	12:57	50.7		54.3	46.9
8/2/2024	13:02	50.6		54.4	46.7
8/2/2024	13:07	47.9		51.1	45.0
8/2/2024	13:12	51.2	50.7	53.7	48.5
8/2/2024	13:17	52.3		55.6	49.8
8/2/2024	13:22	51.7		54.7	49.0
8/2/2024	13:27	48.9		52.4	45.3
8/2/2024	13:32	51.6		54.9	48.2
8/2/2024	13:37	52.5		56.4	49.4
8/2/2024	13:42	51.3	51.9	54.2	47.5
8/2/2024	13:47	49.2		52.9	46.8
8/2/2024	13:52	54.3		57.5	51.9
8/2/2024	13:57	50.7		53.1	47.0
8/2/2024	14:02	48.8		51.4	45.2
8/2/2024	14:07	50.4		54.1	47.9
8/2/2024	14:12	48.1	51.1	51.6	44.6
8/2/2024	14:17	53.4		56.8	50.0
8/2/2024	14:22	49.8		52.8	47.0
8/2/2024	14:27	53.2		56.1	49.3
8/2/2024	14:32	53.0		55.9	50.5
8/2/2024	14:37	50.1		52.5	47.3
8/2/2024	14:42	48.3	52.5	51.7	45.6
8/2/2024	14:47	49.5		53.0	45.9
8/2/2024	14:52	53.8		56.5	50.3
8/2/2024	14:57	55.6		58.7	51.7
8/2/2024	15:02	53.1		56.7	48.9
8/2/2024	15:07	51.0		55.1	48.2
8/2/2024	15:12	53.8	52.3	58.0	51.2
8/2/2024	15:17	51.0		55.1	47.9
8/2/2024	15:22	53.4		57.6	50.7
8/2/2024	15:27	49.7		53.8	45.6
8/2/2024	15:32	54.8		58.3	52.1
8/2/2024	15:37	51.0	52.7	53.9	48.1
8/2/2024	15:42	55.6		59.6	51.4
8/2/2024	15:47	47.9		50.6	45.0
8/2/2024	15:52	44.9		47.7	41.4
8/2/2024	15:57	53.8		58.1	49.5
8/2/2024	16:02	51.9		54.6	48.7
8/2/2024	16:07	50.2		52.9	46.2
8/2/2024	16:12	44.1	50.0	46.7	39.7
8/2/2024	16:17	49.4		53.4	45.9
8/2/2024	16:22	52.2		55.4	47.9
8/2/2024	16:27	47.9		52.2	44.2
8/2/2024	16:32	54.4		57.7	51.2
8/2/2024	16:37	49.6		53.5	46.4
8/2/2024	16:42	53.7	51.1	58.1	50.9
8/2/2024	16:47	45.7		48.5	43.1
8/2/2024	16:52	45.4		49.6	41.5
8/2/2024	16:57	49.7		54.1	45.0
8/2/2024	17:02	45.4		48.3	42.1
8/2/2024	17:07	45.7		49.6	41.9
8/2/2024	17:12	45.1	47.2	48.8	41.8
8/2/2024	17:17	47.4		50.9	44.0
8/2/2024	17:22	48.7		52.1	45.0
8/2/2024	17:27	49.2		52.8	45.7
8/2/2024	17:32	48.1		52.0	43.6
8/2/2024	17:37	49.7		53.2	46.9
8/2/2024	17:42	48.2	47.2	51.5	45.5
8/2/2024	17:47	45.7		48.3	43.1
8/2/2024	17:52	43.6		46.9	39.3
8/2/2024	17:57	44.7		47.7	41.7
8/2/2024	18:02	45.6		49.7	43.0
8/2/2024	18:07	42.9		45.5	39.1
8/2/2024	18:12	43.8	43.8	47.0	41.2
8/2/2024	18:17	43.6		46.6	39.0
8/2/2024	18:22	43.3		46.6	39.7
8/2/2024	18:27	43.2		46.7	40.2
8/2/2024	18:32	42.7		46.1	39.1
8/2/2024	18:37	46.1		48.8	42.1
8/2/2024	18:42	42.6	44.1	47.0	39.8
8/2/2024	18:47	44.1		48.4	40.0
8/2/2024	18:52	44.6		48.3	42.0
8/2/2024	18:57	43.6		46.2	39.6
		Mean	49.2		
		Maximum	52.7		
		Minimum	43.8		

Date	Start Time	Leq (5mins)	Leq (30mins)	L10 (5mins)	L90 (5mins)
9/2/2024	7:02	45.2		47.2	41.6
9/2/2024	7:07	44.3		48.8	42.5
9/2/2024	7:12	45.8	44.9	46.2	40.4
9/2/2024	7:17	43.5		46.8	42.4
9/2/2024	7:22	44.7		47.7	42.5
9/2/2024	7:27	45.4		48.2	43.3
9/2/2024	7:32	45.8		49.1	43.6
9/2/2024	7:37	46.3		48.3	42.3
9/2/2024	7:42	45.7	46.6	49.7	43.9
9/2/2024	7:47	47.1		47.0	42.0
9/2/2024	7:52	44.3		51.3	46.8
9/2/2024	7:57	49.0		50.1	44.5
9/2/2024	8:02	47.2		51.9	46.5
9/2/2024	8:07	49.5		52.0	47.1
9/2/2024	8:12	49.7	48.9	50.2	45.9
9/2/2024	8:17	48.0		52.7	46.7
9/2/2024	8:22	49.7		51.6	46.5
9/2/2024	8:27	49.0		50.1	44.7
9/2/2024	8:32	46.9		52.6	46.3
9/2/2024	8:37	49.4		51.4	45.6
9/2/2024	8:42	48.3	48.6	50.1	44.7
9/2/2024	8:47	47.8		50.3	45.2
9/2/2024	8:52	47.4		53.5	47.8
9/2/2024	8:57	50.5		52.1	46.0
9/2/2024	9:02	48.7		53.3	47.7
9/2/2024	9:07	50.3		51.2	46.2
9/2/2024	9:12	48.7		53.1	47.2
9/2/2024	9:17	50.5		50.5	44.6
9/2/2024	9:22	48.0		53.0	46.5
		Mean	47.3		
		Maximum	48.9		
		Minimum	44.9		

Summary of Noise Monitoring Results during 07:00 - 19:00 at SSNV_M2	
	Leq (30mins)
Mean	49.2
Maximum	55.9
Minimum	43.7

Note:
1. The Leq (5mins) values within the time slots that do not have six consecutive Leq (5mins) values are not included in calculation of Leq (30mins).
2. Short periods of data gaps in tables are due to suspension of monitoring during replacement of batteries for the sound level meter.

Appendix 3-32 Baseline Noise Monitoring Data – 19:00 - 23:00 at SSNV_M2

Station: SSNV_M2

Date	Start Time	Leq (5mins)	Leq (15mins)	Leq (30mins)	L10 (5mins)	L90 (5mins)
26/1/2024	19:01	45.3			49.7	42.2
26/1/2024	19:06	45.3	44.5		49.6	42.7
26/1/2024	19:11	42.2		43.7	44.9	38.7
26/1/2024	19:16	41.6			44.0	37.9
26/1/2024	19:21	44.4	42.7		46.9	40.0
26/1/2024	19:26	41.5			45.5	38.9
26/1/2024	19:31	43.1			47.5	39.5
26/1/2024	19:36	43.8	42.9		48.0	40.3
26/1/2024	19:41	41.5		43.3	44.9	37.7
26/1/2024	19:46	42.7			46.7	38.7
26/1/2024	19:51	44.1	43.7		48.3	39.8
26/1/2024	19:56	44.2			48.0	41.0
26/1/2024	20:01	41.8			45.9	38.5
26/1/2024	20:06	42.4	42.6		46.2	38.9
26/1/2024	20:11	43.4		42.0	46.8	40.2
26/1/2024	20:16	40.8			43.7	38.4
26/1/2024	20:21	42.1	41.4		44.5	39.1
26/1/2024	20:26	41.1			44.7	38.9
26/1/2024	20:31	41.8			45.4	38.5
26/1/2024	20:36	41.4	42.3		43.6	38.7
26/1/2024	20:41	43.4		41.8	45.6	40.1
26/1/2024	20:46	41.5			45.0	39.3
26/1/2024	20:51	41.8	41.2		44.8	39.0
26/1/2024	20:56	40.0			42.5	36.7
26/1/2024	21:01	40.0			42.8	37.6
26/1/2024	21:06	39.8	39.9		42.7	36.8
26/1/2024	21:11	39.8		40.6	42.7	36.7
26/1/2024	21:16	41.5			44.2	39.4
26/1/2024	21:21	41.6	41.2		43.4	39.5
26/1/2024	21:26	40.4			43.4	38.4
26/1/2024	21:31	42.6			45.3	39.6
26/1/2024	21:36	43.3	42.2		45.9	40.9
26/1/2024	21:41	40.2		42.0	42.1	38.3
26/1/2024	21:46	43.2			44.9	41.0
26/1/2024	21:51	41.3	41.8		43.4	39.6
26/1/2024	21:56	40.5			42.4	37.7
26/1/2024	22:01	40.3			42.6	38.6
26/1/2024	22:06	40.1	40.2		43.2	38.2
26/1/2024	22:11	40.3		40.7	42.1	38.6
26/1/2024	22:16	41.1			43.6	39.0
26/1/2024	22:21	41.2	41.1		43.1	39.3
26/1/2024	22:26	41.0			42.6	38.1
26/1/2024	22:31	40.3			42.6	37.5
26/1/2024	22:36	40.8	40.6		43.4	38.2
26/1/2024	22:41	40.8		40.5	42.9	39.2
26/1/2024	22:46	41.1			43.3	39.1
26/1/2024	22:51	40.5	40.4		43.3	38.4
26/1/2024	22:56	39.3			41.5	36.5
		Mean	41.8	41.8		
		Maximum	44.5	43.7		
		Minimum	39.9	40.5		

Date	Start Time	Leq (5mins)	Leq (15mins)	Leq (30mins)	L10 (5mins)	L90 (5mins)
27/1/2024	19:03	42.5			46.9	40.1
27/1/2024	19:08	42.6	42.7		47.0	38.5
27/1/2024	19:13	42.9		42.9	46.5	38.5
27/1/2024	19:18	44.1			48.3	40.7
27/1/2024	19:23	42.9	43.1		46.6	39.7
27/1/2024	19:28	42.1			45.7	37.9
27/1/2024	19:33	44.9			48.2	41.3
27/1/2024	19:38	42.3	43.6		44.8	39.9
27/1/2024	19:43	43.1		43.2	47.2	40.2
27/1/2024	19:48	42.8			46.1	38.8
27/1/2024	19:53	42.9	42.8		45.3	40.5
27/1/2024	19:58	42.7			45.4	39.2
27/1/2024	20:03	41.1			43.7	38.2
27/1/2024	20:08	43.7	42.1		46.6	41.0
27/1/2024	20:13	41.0		43.0	43.9	38.2
27/1/2024	20:18	44.1			46.6	41.1
27/1/2024	20:23	43.8	43.7		46.1	40.1
27/1/2024	20:28	43.3			46.3	40.5
27/1/2024	20:33	43.5			46.7	40.6
27/1/2024	20:38	41.9	42.4		44.2	38.7
27/1/2024	20:43	41.5		42.0	43.9	38.3
27/1/2024	20:48	42.7			45.3	40.5
27/1/2024	20:53	41.8	41.6		45.2	38.5
27/1/2024	20:58	39.9			42.5	36.7
27/1/2024	21:03	43.1			45.3	40.6
27/1/2024	21:08	40.9	41.6		43.5	39.0
27/1/2024	21:13	40.1		41.2	43.4	37.3
27/1/2024	21:18	40.5			43.6	38.6
27/1/2024	21:23	40.1	40.7		42.6	37.2
27/1/2024	21:28	41.5			43.6	39.8
27/1/2024	21:33	42.1			44.9	38.8
27/1/2024	21:38	41.8	42.0		43.6	39.4
27/1/2024	21:43	42.2		41.5	44.6	39.9
27/1/2024	21:48	41.3			44.1	39.0
27/1/2024	21:53	40.8	40.9		43.7	38.8
27/1/2024	21:58	40.6			43.1	38.1
27/1/2024	22:03	40.2			42.8	37.9
27/1/2024	22:08	40.9	40.7		43.5	38.9
27/1/2024	22:13	41.0		40.7	42.9	39.2
27/1/2024	22:18	41.2			43.5	38.4
27/1/2024	22:23	40.4	40.7		42.4	38.3
27/1/2024	22:28	40.5			43.3	37.9
27/1/2024	22:33	40.0			42.6	37.8
27/1/2024	22:38	40.1	40.2		42.0	38.1
27/1/2024	22:43	40.4		40.6	42.0	38.7
27/1/2024	22:48	41.3			43.6	39.4
27/1/2024	22:53	40.9	40.9		43.7	38.7
27/1/2024	22:58	40.6			42.4	38.3
		Mean	41.9	41.9		
		Maximum	43.7	43.2		
		Minimum	40.2	40.6		

Date	Start Time	Leq (5mins)	Leq (15mins)	Leq (30mins)	L10 (5mins)	L90 (5mins)
28/1/2024	19:03	45.4			49.5	42.4
28/1/2024	19:08	41.8	43.9		45.1	38.6
28/1/2024	19:13	43.7		44.0	48.1	40.8
28/1/2024	19:18	44.7			48.6	41.8
28/1/2024	19:23	43.4	44.1		46.5	39.3
28/1/2024	19:28	44.0			48.0	40.2
28/1/2024	19:33	45.3			48.5	41.5
28/1/2024	19:38	44.5	44.2		48.8	40.8
28/1/2024	19:43	42.1		43.8	46.2	39.3
28/1/2024	19:48	44.6			47.4	40.5
28/1/2024	19:53	43.2	43.4		46.3	41.0
28/1/2024	19:58	42.0			44.7	38.5
28/1/2024	20:03	42.6			45.9	40.2
28/1/2024	20:08	42.4	42.2		45.1	39.8
28/1/2024	20:13	41.6		42.3	44.6	38.6
28/1/2024	20:18	42.3			45.2	39.1
28/1/2024	20:23	41.6	42.3		44.6	39.1
28/1/2024	20:28	42.9			45.5	39.2
28/1/2024	20:33	41.0			44.7	38.2
28/1/2024	20:38	41.5	41.1		44.7	38.3
28/1/2024	20:43	40.9		41.6	43.6	38.4
28/1/2024	20:48	41.3			43.5	38.9
28/1/2024	20:53	41.8	41.9		44.8	39.0
28/1/2024	20:58	42.6			44.9	40.6
28/1/2024	21:03	42.3			44.4	39.5
28/1/2024	21:08	41.0	41.7		44.2	39.3
28/1/2024	21:13	41.6		41.8	43.4	38.8
28/1/2024	21:18	41.0			43.4	38.1
28/1/2024	21:23	43.1	41.9		44.9	41.2
28/1/2024	21:28	41.2			44.5	38.4
28/1/2024	21:33	42.5			45.4	39.5
28/1/2024	21:38	41.2	42.4		43.5	39.2
28/1/2024	21:43	43.3		41.8	45.7	40.7
28/1/2024	21:48	42.0			44.7	39.4
28/1/2024	21:53	40.8	41.0		42.5	38.4
28/1/2024	21:58	39.9			42.4	37.7
28/1/2024	22:03	40.0			42.2	38.2
28/1/2024	22:08	40.7	40.5		43.5	38.6
28/1/2024	22:13	40.7		40.4	42.9	38.2
28/1/2024	22:18	40.2			42.0	38.0
28/1/2024	22:23	40.0	40.2		42.4	38.0
28/1/2024	22:28	40.5			42.7	37.6
28/1/2024	22:33	40.5			42.9	38.3
28/1/2024	22:38	41.1	40.9		43.0	38.5
28/1/2024	22:43	41.1		40.5	43.3	38.7
28/1/2024	22:48	40.4			42.9	38.8
28/1/2024	22:53	40.2	40.0		41.6	38.3
28/1/2024	22:58	39.4			41.7	37.1
		Mean	42.0	42.0		
		Maximum	44.2	44.0		
		Minimum	40.0	40.4		

Station: SSNV_M2

Date	Start Time	Leq (5mins)	Leq (15mins)	Leq (30mins)	L10 (5mins)	L90 (5mins)
29/1/2024	19:01	43.5			46.3	40.9
29/1/2024	19:06	42.9	43.6		45.5	40.3
29/1/2024	19:11	44.3		44.0	47.4	40.6
29/1/2024	19:16	44.9			47.8	41.6
29/1/2024	19:21	45.0	44.4		48.9	41.9
29/1/2024	19:26	43.2			47.2	39.8
29/1/2024	19:31	42.4			45.9	39.4
29/1/2024	19:36	43.5	42.5		47.9	41.0
29/1/2024	19:41	41.4		42.2	45.6	37.5
29/1/2024	19:46	41.9			45.7	38.4
29/1/2024	19:51	41.3	41.8		43.7	38.3
29/1/2024	19:56	42.1			45.6	38.4
29/1/2024	20:01	44.3			47.0	41.4
29/1/2024	20:06	42.7	43.6		45.7	39.0
29/1/2024	20:11	43.7		43.3	46.7	40.2
29/1/2024	20:16	43.3			45.8	39.7
29/1/2024	20:21	42.0	43.1		44.7	38.3
29/1/2024	20:26	43.7			46.3	40.1
29/1/2024	20:31	41.7			44.9	38.9
29/1/2024	20:36	44.3	43.2		46.7	40.6
29/1/2024	20:41	43.3		42.9	46.2	40.4
29/1/2024	20:46	42.4			45.9	39.0
29/1/2024	20:51	43.1	42.6		46.4	40.3
29/1/2024	20:56	42.1			44.0	39.8
29/1/2024	21:01	40.0			42.0	36.8
29/1/2024	21:06	41.1	41.0		44.3	38.1
29/1/2024	21:11	41.8		41.6	44.3	38.5
29/1/2024	21:16	42.5			45.7	40.6
29/1/2024	21:21	42.6	42.0		44.8	39.9
29/1/2024	21:26	40.8			42.9	37.5
29/1/2024	21:31	41.7			44.8	38.4
29/1/2024	21:36	40.4	41.8		43.2	38.3
29/1/2024	21:41	43.0		41.4	45.2	41.0
29/1/2024	21:46	41.5			43.7	38.6
29/1/2024	21:51	41.4	41.0		43.1	39.6
29/1/2024	21:56	39.8			42.2	37.7
29/1/2024	22:01	40.4			42.3	38.4
29/1/2024	22:06	40.3	40.5		42.5	38.5
29/1/2024	22:11	40.9		40.5	43.4	38.8
29/1/2024	22:16	39.9			42.8	37.0
29/1/2024	22:21	40.5	40.4		42.9	38.6
29/1/2024	22:26	40.7			42.4	38.7
29/1/2024	22:31	40.7			43.6	38.1
29/1/2024	22:36	40.0	40.3		42.0	38.1
29/1/2024	22:41	40.1		40.1	42.5	38.2
29/1/2024	22:46	40.6			42.6	38.8
29/1/2024	22:51	39.9	40.0		41.5	37.0
29/1/2024	22:56	39.4			41.1	37.0
		Mean	42.0	42.0		
		Maximum	44.4	44.0		
		Minimum	40.0	40.1		

Date	Start Time	Leq (5mins)	Leq (15mins)	Leq (30mins)	L10 (5mins)	L90 (5mins)
30/1/2024	19:01	43.3			46.8	40.1
30/1/2024	19:06	44.8	44.4		47.7	42.0
30/1/2024	19:11	44.8		43.9	48.8	41.2
30/1/2024	19:16	43.6			47.5	40.9
30/1/2024	19:21	43.2	43.3		45.7	40.2
30/1/2024	19:26	43.1			46.0	39.8
30/1/2024	19:31	44.8			48.5	42.0
30/1/2024	19:36	43.5	43.7		46.2	39.3
30/1/2024	19:41	42.3		43.4	44.8	38.9
30/1/2024	19:46	43.9			46.3	41.5
30/1/2024	19:51	40.8	43.2		43.4	37.8
30/1/2024	19:56	44.2			47.8	40.7
30/1/2024	20:01	42.8			46.3	39.6
30/1/2024	20:06	43.6	43.0		46.1	40.3
30/1/2024	20:11	42.6		42.7	45.1	39.9
30/1/2024	20:16	41.9			45.0	38.3
30/1/2024	20:21	42.0	42.4		45.1	39.2
30/1/2024	20:26	43.2			46.8	40.4
30/1/2024	20:31	42.7			46.4	40.1
30/1/2024	20:36	41.6	42.3		45.0	39.4
30/1/2024	20:41	42.4		42.0	46.1	39.1
30/1/2024	20:46	41.0			44.5	38.2
30/1/2024	20:51	43.0	41.7		45.6	40.7
30/1/2024	20:56	40.6			43.3	38.5
30/1/2024	21:01	41.4			43.6	39.5
30/1/2024	21:06	41.9	41.5		43.6	39.6
30/1/2024	21:11	41.3		41.8	44.5	38.3
30/1/2024	21:16	42.6			45.2	39.8
30/1/2024	21:21	42.1	42.0		43.8	39.7
30/1/2024	21:26	41.2			43.8	38.2
30/1/2024	21:31	40.2			42.1	37.2
30/1/2024	21:36	42.6	41.8		44.5	40.2
30/1/2024	21:41	42.2		41.5	44.4	38.9
30/1/2024	21:46	41.6			43.3	38.5
30/1/2024	21:51	41.0	41.2		42.6	38.4
30/1/2024	21:56	41.1			42.7	38.7
30/1/2024	22:01	40.2			42.1	38.5
30/1/2024	22:06	40.7	40.7		42.5	39.0
30/1/2024	22:11	41.2		40.5	43.6	39.3
30/1/2024	22:16	40.1			41.8	37.7
30/1/2024	22:21	40.1	40.3		42.5	38.0
30/1/2024	22:26	40.7			42.6	39.1
30/1/2024	22:31	40.6			43.0	37.7
30/1/2024	22:36	40.9	40.8		42.8	38.9
30/1/2024	22:41	40.8		40.2	42.5	39.1
30/1/2024	22:46	40.2			42.0	38.2
30/1/2024	22:51	39.7	39.6		41.5	38.3
30/1/2024	22:56	38.9			40.9	36.7
		Mean	42.0	42.0		
		Maximum	44.4	43.9		
		Minimum	39.6	40.2		

Date	Start Time	Leq (5mins)	Leq (15mins)	Leq (30mins)	L10 (5mins)	L90 (5mins)
31/1/2024	19:00	45.4			48.4	41.5
31/1/2024	19:05	42.2	43.9		45.0	38.1
31/1/2024	19:10	43.6		43.6	47.8	40.0
31/1/2024	19:15	42.7			45.1	38.3
31/1/2024	19:20	42.3	43.2		45.6	39.7
31/1/2024	19:25	44.3			46.7	40.7
31/1/2024	19:30	44.1			48.1	41.6
31/1/2024	19:35	44.8	43.7		48.6	40.9
31/1/2024	19:40	41.8		43.9	44.6	38.2
31/1/2024	19:45	42.0			46.0	38.3
31/1/2024	19:50	45.1	44.0		49.1	41.0
31/1/2024	19:55	44.4			47.1	41.8
31/1/2024	20:00	42.1			45.4	39.2
31/1/2024	20:05	41.8	41.9		45.1	38.6
31/1/2024	20:10	41.7		41.9	44.8	38.0
31/1/2024	20:15	41.2			44.1	37.7
31/1/2024	20:20	43.1	41.9		46.5	39.8
31/1/2024	20:25	41.2			44.1	38.0
31/1/2024	20:30	42.0			45.7	39.1
31/1/2024	20:35	43.7	43.0		46.0	40.1
31/1/2024	20:40	43.0		42.7	45.5	39.9
31/1/2024	20:45	43.5			46.9	40.6
31/1/2024	20:50	40.8	42.4		44.3	38.3
31/1/2024	20:55	42.6			45.1	39.7
31/1/2024	21:00	40.3			43.1	37.4
31/1/2024	21:05	40.6	41.4		42.4	38.4
31/1/2024	21:10	42.9		41.7	45.3	40.7
31/1/2024	21:15	42.8			46.1	41.0
31/1/2024	21:20	42.4	42.0		45.4	39.2
31/1/2024	21:25	40.3			42.8	37.2
31/1/2024	21:30	40.3			42.0	37.9
31/1/2024	21:35	41.3	41.0		43.8	39.1
31/1/2024	21:40	41.3		41.3	44.0	39.4
31/1/2024	21:45	41.2			43.7	39.2
31/1/2024	21:50	43.0	41.5		45.1	40.9
31/1/2024	21:55	39.8			42.1	37.5
31/1/2024	22:00	40.0			41.7	37.5
31/1/2024	22:05	39.8	40.1		42.3	37.0
31/1/2024	22:10	40.4		40.3	42.8	38.0
31/1/2024	22:15	40.0			42.9	38.1
0/1/1900	22:20	40.8	40.5		43.5	38.8
31/1/2024	22:25	40.8			43.5	38.1
31/1/2024	22:30	40.5			42.3	38.5
31/1/2024	22:35	40.9	40.5		42.6	38.8
31/1/2024	22:40	40.1		40.7	42.6	38.2
31/1/2024	22:45	40.9			43.2	39.1
31/1/2024	22:50	41.2	40.8		44.1	39.1
31/1/2024	22:55	40.2			42.4	37.9
		Mean	42.0	42.0		
		Maximum	44.0	43.9		
		Minimum	40.1	40.3		

Station: SSNV_M2

Date	Start Time	Leq (5mins)	Leq (15mins)	Leq (30mins)	L10 (5mins)	L90 (5mins)
1/2/2024	19:00	44.1			48.2	41.5
1/2/2024	19:05	41.5	43.8		45.4	39.1
1/2/2024	19:10	45.1		43.3	48.1	42.5
1/2/2024	19:15	43.0			46.8	40.4
1/2/2024	19:20	42.7	42.7		46.3	39.4
1/2/2024	19:25	42.4			46.0	39.0
1/2/2024	19:30	41.5			44.7	38.5
1/2/2024	19:35	42.9	42.6		46.9	39.2
1/2/2024	19:40	43.2		42.4	45.7	40.5
1/2/2024	19:45	41.5			45.2	38.3
1/2/2024	19:50	43.5	42.2		46.6	39.5
1/2/2024	19:55	41.2			44.3	38.7
1/2/2024	20:00	43.4			47.0	40.5
1/2/2024	20:05	43.3	42.7		46.1	40.8
1/2/2024	20:10	40.9		42.5	43.1	37.2
1/2/2024	20:15	41.5			44.2	38.2
1/2/2024	20:20	41.7	42.2		43.9	39.5
1/2/2024	20:25	43.3			47.0	40.8
1/2/2024	20:30	42.6			46.2	39.3
1/2/2024	20:35	42.0	42.9		44.5	39.3
1/2/2024	20:40	43.8		42.0	47.3	40.3
1/2/2024	20:45	41.2			43.7	38.7
1/2/2024	20:50	41.5	40.9		44.5	39.1
1/2/2024	20:55	39.9			42.9	36.9
1/2/2024	21:00	40.7			43.6	37.6
1/2/2024	21:05	43.1	42.4		46.3	41.0
1/2/2024	21:10	43.0		42.2	45.0	40.2
1/2/2024	21:15	42.9			45.7	40.9
1/2/2024	21:20	39.8	41.9		42.5	37.2
1/2/2024	21:25	42.4			44.2	39.7
1/2/2024	21:30	39.8			42.7	36.8
1/2/2024	21:35	40.8	40.5		43.2	37.6
1/2/2024	21:40	40.8		40.9	43.1	38.1
1/2/2024	21:45	42.4			44.8	39.6
1/2/2024	21:50	41.4	41.3		43.6	38.6
1/2/2024	21:55	39.8			41.7	37.6
1/2/2024	22:00	40.4			42.4	38.6
1/2/2024	22:05	40.9	40.9		42.8	38.9
1/2/2024	22:10	41.3		40.5	44.1	38.4
1/2/2024	22:15	40.1			42.3	37.2
1/2/2024	22:20	39.8	40.2		42.7	38.1
1/2/2024	22:25	40.6			42.8	38.7
1/2/2024	22:30	41.1			42.8	39.2
1/2/2024	22:35	40.2	40.7		42.8	37.3
1/2/2024	22:40	40.8		40.7	43.7	38.6
1/2/2024	22:45	41.1			43.0	38.6
1/2/2024	22:50	41.3	40.6		43.3	38.5
1/2/2024	22:55	39.1			41.3	37.6
		Mean	41.8	41.8		
		Maximum	43.8	43.3		
		Minimum	40.2	40.5		

Date	Start Time	Leq (5mins)	Leq (15mins)	Leq (30mins)	L10 (5mins)	L90 (5mins)
2/2/2024	19:03	42.5			45.8	38.1
2/2/2024	19:08	44.4	44.2		47.9	41.4
2/2/2024	19:13	45.2		43.9	49.5	41.4
2/2/2024	19:18	43.5			47.2	40.9
2/2/2024	19:23	44.2	43.7		48.2	40.8
2/2/2024	19:28	43.3			47.4	38.9
2/2/2024	19:33	43.8			46.9	41.4
2/2/2024	19:38	43.8	43.2		46.8	39.9
2/2/2024	19:43	41.7		42.6	44.2	38.5
2/2/2024	19:48	41.5			45.7	37.7
2/2/2024	19:53	41.9	41.8		44.6	38.3
2/2/2024	19:58	42.1			45.9	39.3
2/2/2024	20:03	44.2			46.5	40.8
2/2/2024	20:08	42.5	43.1		45.6	39.6
2/2/2024	20:13	42.4		42.8	45.0	39.1
2/2/2024	20:18	42.3			45.5	39.0
2/2/2024	20:23	42.6	42.5		44.8	39.5
2/2/2024	20:28	42.6			45.5	39.2
2/2/2024	20:33	44.2			47.0	41.2
2/2/2024	20:38	41.4	42.8		44.5	39.0
2/2/2024	20:43	42.2		42.3	44.6	38.5
2/2/2024	20:48	41.8			45.0	39.2
2/2/2024	20:53	42.4	41.9		44.7	39.4
2/2/2024	20:58	41.4			44.4	39.1
2/2/2024	21:03	41.0			43.0	37.9
2/2/2024	21:08	42.8	42.0		45.5	40.8
2/2/2024	21:13	42.1		41.5	45.0	40.2
2/2/2024	21:18	41.4			43.3	38.7
2/2/2024	21:23	40.2	40.8		43.3	38.1
2/2/2024	21:28	40.8			42.5	38.3
2/2/2024	21:33	42.6			45.2	39.7
2/2/2024	21:38	41.3	41.7		43.3	39.6
2/2/2024	21:43	41.2		42.1	43.7	38.8
2/2/2024	21:48	41.2			44.2	38.3
2/2/2024	21:53	42.5	42.4		44.3	40.4
2/2/2024	21:58	43.3			45.0	41.5
2/2/2024	22:03	41.0			42.6	39.2
2/2/2024	22:08	40.7	40.7		42.5	38.2
2/2/2024	22:13	40.5		40.5	42.4	38.8
2/2/2024	22:18	40.0			41.7	38.2
2/2/2024	22:23	41.0	40.3		43.0	39.1
2/2/2024	22:28	39.8			41.5	37.5
2/2/2024	22:33	39.8			42.6	37.1
2/2/2024	22:38	40.5	40.2		42.1	38.0
2/2/2024	22:43	40.4		40.4	42.6	37.5
2/2/2024	22:48	41.3			43.2	39.3
2/2/2024	22:53	40.2	40.6		41.8	37.8
2/2/2024	22:58	40.1			42.4	37.7
		Mean	42.0	42.0		
		Maximum	44.2	43.9		
		Minimum	40.2	40.4		

Date	Start Time	Leq (5mins)	Leq (15mins)	Leq (30mins)	L10 (5mins)	L90 (5mins)
3/2/2024	19:03	43.4			46.4	40.3
3/2/2024	19:08	43.4	43.0		46.5	40.9
3/2/2024	19:13	42.1		43.4	45.5	38.3
3/2/2024	19:18	44.1			47.9	40.8
3/2/2024	19:23	44.2	43.8		46.8	41.6
3/2/2024	19:28	43.1			46.8	38.7
3/2/2024	19:33	44.2			46.7	41.2
3/2/2024	19:38	43.5	43.9		46.8	40.6
3/2/2024	19:43	44.1		43.1	47.2	41.5
3/2/2024	19:48	42.0			44.4	38.5
3/2/2024	19:53	42.1	42.1		44.9	37.7
3/2/2024	19:58	42.3			46.0	39.5
3/2/2024	20:03	42.1			44.4	38.8
3/2/2024	20:08	43.3	42.5		45.8	40.5
3/2/2024	20:13	42.0		42.7	45.1	38.5
3/2/2024	20:18	43.1			45.8	40.6
3/2/2024	20:23	41.7	42.8		44.1	38.0
3/2/2024	20:28	43.4			45.8	40.8
3/2/2024	20:33	43.3			46.5	40.6
3/2/2024	20:38	42.7	42.9		46.2	39.3
3/2/2024	20:43	42.7		42.7	45.4	39.2
3/2/2024	20:48	44.2			47.4	40.6
3/2/2024	20:53	41.9	42.5		44.5	39.7
3/2/2024	20:58	40.4			43.5	38.5
3/2/2024	21:03	43.3			45.6	40.6
3/2/2024	21:08	41.0	42.1		43.6	38.3
3/2/2024	21:13	41.7		41.8	44.2	39.6
3/2/2024	21:18	41.5			43.9	39.6
3/2/2024	21:23	42.4	41.6		44.6	40.5
3/2/2024	21:28	40.6			42.3	38.3
3/2/2024	21:33	40.2			42.7	38.2
3/2/2024	21:38	42.2	41.9		45.5	40.4
3/2/2024	21:43	42.9		41.5	46.1	39.9
3/2/2024	21:48	40.7			43.7	38.1
3/2/2024	21:53	42.1	41.1		44.0	39.6
3/2/2024	21:58	40.4			42.7	38.2
3/2/2024	22:03	40.0			41.8	37.4
3/2/2024	22:08	40.7	40.7		43.3	38.1
3/2/2024	22:13	41.2		40.6	43.4	39.6
3/2/2024	22:18	40.6			42.4	37.9
3/2/2024	22:23	40.1	40.6		42.0	38.5
3/2/2024	22:28	41.1			43.1	38.7
3/2/2024	22:33	40.6			43.3	38.2
3/2/2024	22:38	40.3	40.2		43.1	38.5
3/2/2024	22:43	39.8		40.2	41.7	37.4
3/2/2024	22:48	41.3			43.0	38.7
3/2/2024	22:53	39.8	40.2		42.1	37.7
3/2/2024	22:58	39.1			41.2	37.4
		Mean	42.0	42.0		
		Maximum	43.9	43.4		
		Minimum	40.2	40.2		

Station: SSNV_M2

Date	Start Time	Leq (5mins)	Leq (15mins)	Leq (30mins)	L10 (5mins)	L90 (5mins)
4/2/2024	19:03	42.5			45.1	38.3
4/2/2024	19:08	44.3	44.1		47.7	40.6
4/2/2024	19:13	45.2		43.6	49.2	41.2
4/2/2024	19:18	44.3			48.3	41.7
4/2/2024	19:23	41.6	43.1		46.0	38.2
4/2/2024	19:28	42.9			47.0	38.5
4/2/2024	19:33	43.2			46.0	40.1
4/2/2024	19:38	44.7	43.5		49.1	40.7
4/2/2024	19:43	42.2		43.8	46.2	39.3
4/2/2024	19:48	45.1			48.5	41.9
4/2/2024	19:53	42.1	44.0		45.3	39.7
4/2/2024	19:58	44.3			47.4	41.3
4/2/2024	20:03	44.3			47.2	40.8
4/2/2024	20:08	41.2	43.5		43.5	38.2
4/2/2024	20:13	44.3		43.0	46.9	41.7
4/2/2024	20:18	43.4			46.1	40.4
4/2/2024	20:23	41.4	42.5		45.0	37.8
4/2/2024	20:28	42.4			45.2	39.5
4/2/2024	20:33	42.9			46.2	39.7
4/2/2024	20:38	42.2	42.8		45.8	39.8
4/2/2024	20:43	43.3		42.6	46.2	40.9
4/2/2024	20:48	43.4			46.4	41.1
4/2/2024	20:53	41.3	42.3		43.9	39.6
4/2/2024	20:58	41.9			44.2	39.3
4/2/2024	21:03	41.7			43.7	38.7
4/2/2024	21:08	41.8	42.0		43.6	40.1
4/2/2024	21:13	42.5		41.7	45.7	39.4
4/2/2024	21:18	41.9			45.0	39.2
4/2/2024	21:23	41.8	41.3		43.9	39.7
4/2/2024	21:28	39.9			43.2	37.6
4/2/2024	21:33	40.3			42.6	37.0
4/2/2024	21:38	42.2	40.9		43.9	38.9
4/2/2024	21:43	40.0		41.3	42.5	37.3
4/2/2024	21:48	43.1			45.1	40.4
4/2/2024	21:53	41.1	41.6		42.7	38.8
4/2/2024	21:58	40.2			41.9	38.5
4/2/2024	22:03	40.6			43.1	37.8
4/2/2024	22:08	41.2	40.8		43.2	38.6
4/2/2024	22:13	40.6		40.7	42.4	37.8
4/2/2024	22:18	40.8			43.2	38.8
4/2/2024	22:23	39.8	40.6		41.5	38.0
4/2/2024	22:28	41.0			42.8	38.7
4/2/2024	22:33	40.5			42.3	38.0
4/2/2024	22:38	40.3	40.4		42.4	37.6
4/2/2024	22:43	40.3		40.1	43.1	38.3
4/2/2024	22:48	40.0			42.6	38.3
4/2/2024	22:53	40.2	39.8		41.6	37.8
4/2/2024	22:58	39.2			41.6	36.8
		Mean	42.1	42.1		
		Maximum	44.1	43.8		
		Minimum	39.8	40.1		

Date	Start Time	Leq (5mins)	Leq (15mins)	Leq (30mins)	L10 (5mins)	L90 (5mins)
5/2/2024	19:04	42.7			46.9	39.5
5/2/2024	19:09	41.4	43.1		45.6	38.4
5/2/2024	19:14	44.7		43.7	47.4	42.0
5/2/2024	19:19	44.1			47.1	41.2
5/2/2024	19:24	45.2	44.3		49.2	42.7
5/2/2024	19:29	43.3			46.4	40.1
5/2/2024	19:34	44.8			47.6	41.0
5/2/2024	19:39	42.8	43.4		45.3	39.9
5/2/2024	19:44	42.1		43.5	45.1	39.7
5/2/2024	19:49	44.3			48.1	40.7
5/2/2024	19:54	43.1	43.5		45.4	39.6
5/2/2024	19:59	43.1			45.4	40.8
5/2/2024	20:04	41.1			43.8	37.4
5/2/2024	20:09	43.3	42.1		46.6	40.2
5/2/2024	20:14	41.7		42.3	44.6	39.0
5/2/2024	20:19	40.8			43.6	37.2
5/2/2024	20:24	43.7	42.5		46.8	40.0
5/2/2024	20:29	42.4			44.7	38.7
5/2/2024	20:34	40.8			43.8	38.5
5/2/2024	20:39	41.4	41.3		44.5	38.8
5/2/2024	20:44	41.6		41.8	45.0	38.9
5/2/2024	20:49	43.8			47.4	41.5
5/2/2024	20:54	40.0	42.2		42.3	36.8
5/2/2024	20:59	42.0			44.7	39.8
5/2/2024	21:04	39.9			42.1	37.4
5/2/2024	21:09	42.4	41.2		44.5	40.1
5/2/2024	21:14	41.0		41.8	43.5	38.8
5/2/2024	21:19	43.3			45.4	41.0
5/2/2024	21:24	42.4	42.3		44.9	40.5
5/2/2024	21:29	40.7			43.5	38.2
5/2/2024	21:34	39.9			42.9	37.4
5/2/2024	21:39	42.4	41.8		44.1	39.7
5/2/2024	21:44	42.5		41.8	44.2	39.8
0/1/1900	21:49	43.2			45.6	39.9
5/2/2024	21:54	40.8	41.8		43.6	38.8
5/2/2024	21:59	40.8			43.7	39.0
5/2/2024	22:04	39.8			42.1	37.9
5/2/2024	22:09	40.3	40.3		42.2	38.0
5/2/2024	22:14	40.8		40.6	43.1	38.8
5/2/2024	22:19	40.8			43.2	38.6
5/2/2024	22:24	40.8	40.8		43.1	38.5
5/2/2024	22:29	40.9			43.2	38.4
5/2/2024	22:34	40.9			43.1	38.2
5/2/2024	22:39	41.3	41.1		43.0	39.7
5/2/2024	22:44	41.0		40.7	42.7	38.1
5/2/2024	22:49	41.0			43.4	38.9
5/2/2024	22:54	38.9	40.2		40.4	36.8
5/2/2024	22:59	40.4			41.9	38.3
		Mean	42.0	42.0		
		Maximum	44.3	43.7		
		Minimum	40.2	40.6		

Date	Start Time	Leq (5mins)	Leq (15mins)	Leq (30mins)	L10 (5mins)	L90 (5mins)
6/2/2024	19:04	43.9			47.3	41.5
6/2/2024	19:09	43.8	44.2		47.9	41.4
6/2/2024	19:14	44.9		43.5	48.5	41.0
6/2/2024	19:19	44.3			48.6	41.0
6/2/2024	19:24	41.5	42.7		45.9	38.8
6/2/2024	19:29	41.6			45.0	38.9
6/2/2024	19:34	44.6			47.7	41.5
6/2/2024	19:39	43.0	43.4		46.3	39.0
6/2/2024	19:44	42.1		43.6	46.3	38.4
6/2/2024	19:49	44.2			47.7	41.8
6/2/2024	19:54	44.2	43.9		47.1	40.6
6/2/2024	19:59	43.2			46.1	40.2
6/2/2024	20:04	41.3			44.5	38.0
6/2/2024	20:09	42.0	41.8		45.0	39.3
6/2/2024	20:14	42.0		42.2	45.2	38.3
6/2/2024	20:19	43.0			45.4	39.4
6/2/2024	20:24	42.6	42.5		45.4	40.0
6/2/2024	20:29	41.9			44.8	39.1
6/2/2024	20:34	41.5			44.5	39.0
6/2/2024	20:39	43.6	42.7		46.4	40.4
6/2/2024	20:44	42.7		41.9	46.4	39.9
6/2/2024	20:49	40.7			43.0	38.7
6/2/2024	20:54	40.3	40.9		43.1	37.6
6/2/2024	20:59	41.7			44.6	39.4
6/2/2024	21:04	40.9			44.2	38.0
6/2/2024	21:09	39.9	41.4		42.4	36.6
6/2/2024	21:14	42.9		42.0	45.8	40.0
6/2/2024	21:19	41.7			44.3	38.5
6/2/2024	21:24	42.8	42.5		45.7	39.9
6/2/2024	21:29	42.9			44.7	41.2
6/2/2024	21:34	43.1			45.0	40.9
6/2/2024	21:39	41.2	41.6		43.1	39.4
6/2/2024	21:44	39.9		41.1	41.8	37.1
6/2/2024	21:49	40.1			41.7	37.6
6/2/2024	21:54	41.3	40.6		43.2	38.4
6/2/2024	21:59	40.4			42.6	38.5
6/2/2024	22:04	41.1			43.6	39.1
6/2/2024	22:09	41.3	41.0		43.2	38.5
6/2/2024	22:14	40.4		40.9	43.1	38.5
6/2/2024	22:19	40.3			43.0	38.0
6/2/2024	22:24	41.3	40.9		44.1	39.7
6/2/2024	22:29	41.1			44.0	39.3
6/2/2024	22:34	40.7			42.5	39.0
6/2/2024	22:39	40.4	40.6		42.8	38.8
6/2/2024	22:44	40.7		39.9	42.5	38.1
6/2/2024	22:49	38.8			41.1	36.7
6/2/2024	22:54	39.6	39.1		41.1	37.8
6/2/2024	22:59	38.7			40.3	37.1
		Mean	41.9	41.9		
		Maximum	44.2	43.6		
		Minimum	39.1	39.9		

Station: SSNV_M2

Date	Start Time	Leq (5mins)	Leq (15mins)	Leq (30mins)	L10 (5mins)	L90 (5mins)
7/2/2024	19:02	43.6	42.6	43.5	46.1	40.6
7/2/2024	19:07	42.4			46.6	39.0
7/2/2024	19:12	41.6			44.5	37.2
7/2/2024	19:17	44.8	44.2		48.0	42.2
7/2/2024	19:22	45.0			49.2	42.3
7/2/2024	19:27	42.4			45.6	40.0
7/2/2024	19:32	42.4	43.5	43.1	45.2	38.5
7/2/2024	19:37	42.2			46.1	38.6
7/2/2024	19:42	45.2			49.0	42.1
7/2/2024	19:47	42.8	42.7		45.8	39.5
7/2/2024	19:52	41.5			45.6	37.2
7/2/2024	19:57	43.5			47.8	39.5
7/2/2024	20:02	41.1	42.3	42.0	44.8	38.9
7/2/2024	20:07	43.9			46.6	41.0
7/2/2024	20:12	41.3			45.0	38.1
7/2/2024	20:17	42.3	41.6		45.5	39.2
7/2/2024	20:22	41.6			44.7	39.0
7/2/2024	20:27	40.8			43.7	37.9
7/2/2024	20:32	43.3	43.5	42.6	45.7	40.5
7/2/2024	20:37	42.8			45.6	40.0
7/2/2024	20:42	44.2			46.5	41.9
7/2/2024	20:47	41.2	41.5		43.7	38.3
7/2/2024	20:52	41.3			44.6	38.3
7/2/2024	20:57	41.9			45.1	38.5
7/2/2024	21:02	39.8	40.8	41.1	42.3	37.7
7/2/2024	21:07	42.0			43.7	39.1
7/2/2024	21:12	40.4			42.4	38.6
7/2/2024	21:17	40.6	41.4		43.1	38.7
7/2/2024	21:22	41.4			44.3	39.2
7/2/2024	21:27	42.1			43.9	40.0
7/2/2024	21:32	41.0	41.4	41.0	43.6	38.4
7/2/2024	21:37	42.2			44.4	40.1
7/2/2024	21:42	40.8			43.4	38.6
7/2/2024	21:47	41.4	40.7		44.3	38.3
7/2/2024	21:52	40.6			42.8	38.1
7/2/2024	21:57	39.9			42.1	36.9
7/2/2024	22:02	40.1	40.2	40.5	42.7	37.2
7/2/2024	22:07	40.7			43.6	38.8
7/2/2024	22:12	39.8			41.5	37.8
7/2/2024	22:17	41.2	40.8		43.8	38.7
7/2/2024	22:22	40.9			42.5	38.1
7/2/2024	22:27	40.2			42.7	37.3
7/2/2024	22:32	40.2	40.5	40.2	42.1	37.8
7/2/2024	22:37	40.0			42.0	38.1
7/2/2024	22:42	41.2			43.4	38.9
7/2/2024	22:47	40.3	39.9		43.0	37.6
7/2/2024	22:52	38.7			41.4	36.0
7/2/2024	22:57	40.4			42.7	37.8
		Mean	41.7	41.8		
		Maximum	44.2	43.5		
		Minimum	39.9	40.2		

Date	Start Time	Leq (5mins)	Leq (15mins)	Leq (30mins)	L10 (5mins)	L90 (5mins)
8/2/2024	19:02	43.3	43.2	43.1	46.3	39.7
8/2/2024	19:07	43.3			47.6	38.9
8/2/2024	19:12	43.0			46.5	40.2
8/2/2024	19:17	41.4	42.9		45.2	37.1
8/2/2024	19:22	44.2			48.1	41.1
8/2/2024	19:27	42.7			47.0	40.3
8/2/2024	19:32	43.1	42.9	42.2	46.5	40.0
8/2/2024	19:37	41.6			44.0	39.1
8/2/2024	19:42	43.8			47.7	40.2
8/2/2024	19:47	42.1	41.4		44.9	38.5
8/2/2024	19:52	41.2			44.6	36.9
8/2/2024	19:57	40.9			44.4	38.4
8/2/2024	20:02	42.9	42.6	43.2	45.3	39.4
8/2/2024	20:07	43.5			47.0	39.9
8/2/2024	20:12	41.1			43.3	38.3
8/2/2024	20:17	42.4	43.6		45.7	39.8
8/2/2024	20:22	44.3			47.6	40.9
8/2/2024	20:27	44.0			47.0	40.4
8/2/2024	20:32	42.5	42.7	42.9	45.0	40.0
8/2/2024	20:37	43.1			46.3	40.6
8/2/2024	20:42	42.6			45.3	38.9
8/2/2024	20:47	43.0	43.0		46.1	40.4
8/2/2024	20:52	42.6			45.2	39.3
8/2/2024	20:57	43.3			46.1	41.5
8/2/2024	21:02	41.2	41.4	41.6	43.5	39.4
8/2/2024	21:07	41.4			44.3	38.9
8/2/2024	21:12	41.5			44.3	38.8
8/2/2024	21:17	43.1	41.9		46.0	41.1
8/2/2024	21:22	39.8			42.6	36.8
8/2/2024	21:27	42.1			43.9	40.2
8/2/2024	21:32	40.9	40.4	40.6	44.2	38.9
8/2/2024	21:37	40.1			42.3	37.3
8/2/2024	21:42	40.1			42.2	36.9
8/2/2024	21:47	40.6	40.9		43.2	37.6
8/2/2024	21:52	41.3			43.0	38.4
8/2/2024	21:57	40.7			42.9	37.9
8/2/2024	22:02	40.0	40.3	40.7	41.8	38.1
8/2/2024	22:07	40.6			43.5	38.1
8/2/2024	22:12	40.3			43.0	37.7
8/2/2024	22:17	40.6	41.0		42.3	38.2
8/2/2024	22:22	41.3			43.4	39.0
8/2/2024	22:27	41.1			43.3	38.8
8/2/2024	22:32	40.6	40.5	40.1	42.6	37.8
8/2/2024	22:37	41.0			42.9	38.6
8/2/2024	22:42	39.9			41.7	38.3
8/2/2024	22:47	40.4	39.7		42.8	38.6
8/2/2024	22:52	39.9			42.3	38.2
8/2/2024	22:57	38.7			40.6	36.9
		Mean	41.8	41.8		
		Maximum	43.6	43.2		
		Minimum	39.7	40.1		

Summary of Noise Monitoring Results during 19:00 - 23:00 at SSNV_M2		
	Leq (15mins)	**Leq (30mins)**
Mean	41.9	41.9
Maximum	44.5	44.0
Minimum	39.1	39.9

Appendix 3-33 Baseline Noise Monitoring Data – 23:00 - 07:00 on the next day at SSNV_M2

Station: SSNV_M2

Date	Start Time	Leq (5mins)	Leq (15mins)	Leq (30mins)	L10 (5mins)	L90 (5mins)
26/1/2024	23:01	39.0	39.9	39.6	41.2	36.5
26/1/2024	23:06	40.5			42.6	37.6
26/1/2024	23:11	40.2			42.3	38.7
26/1/2024	23:16	39.5	39.3		41.6	37.5
26/1/2024	23:21	39.2			41.0	37.3
26/1/2024	23:26	39.1			41.0	37.4
26/1/2024	23:31	39.8	39.6	39.7	41.4	37.9
26/1/2024	23:36	39.4			40.9	37.1
26/1/2024	23:41	39.6			41.9	37.2
26/1/2024	23:46	40.0	39.8		42.1	38.6
26/1/2024	23:51	40.4			42.5	38.4
26/1/2024	23:56	38.8			41.1	36.6
		Mean	39.7	39.7		
		Maximum	39.9	39.7		
		Minimum	39.3	39.6		

Date	Start Time	Leq (5mins)	Leq (15mins)	Leq (30mins)	L10 (5mins)	L90 (5mins)
27/1/2024	0:01	38.5	37.9	38.5	40.3	37.0
27/1/2024	0:06	37.8			39.3	36.3
27/1/2024	0:11	37.4			38.9	36.3
27/1/2024	0:16	39.2	39.0		40.7	37.5
27/1/2024	0:21	39.6			41.2	38.2
27/1/2024	0:26	38.1			40.0	36.7
27/1/2024	0:31	38.1	37.7	38.3	39.6	36.6
27/1/2024	0:36	37.5			39.5	35.7
27/1/2024	0:41	37.4			39.4	36.0
27/1/2024	0:46	39.0	38.9		40.8	37.5
27/1/2024	0:51	39.0			40.1	37.9
27/1/2024	0:56	38.6			40.2	36.6
27/1/2024	1:01	37.6	38.3	38.2	39.2	36.1
27/1/2024	1:06	39.1			40.7	37.3
27/1/2024	1:11	38.2			39.6	36.6
27/1/2024	1:16	37.4	38.1		38.5	36.2
27/1/2024	1:21	38.1			39.3	36.6
27/1/2024	1:26	38.7			40.4	37.1
27/1/2024	1:31	38.9	38.8	38.8	40.6	37.6
27/1/2024	1:36	38.7			40.3	37.4
27/1/2024	1:41	38.7			40.2	37.5
27/1/2024	1:46	38.9	38.9		40.6	37.6
27/1/2024	1:51	37.4			38.6	36.2
27/1/2024	1:56	40.0			41.4	38.7
27/1/2024	2:01	39.8	39.5	39.1	41.5	38.1
27/1/2024	2:06	39.1			40.6	37.7
27/1/2024	2:11	39.7			41.1	38.6
27/1/2024	2:16	38.6	38.7		40.1	37.0
27/1/2024	2:21	38.6			40.0	37.4
27/1/2024	2:26	38.8			39.9	37.2
27/1/2024	2:31	38.8	39.2	39.9	40.5	37.5
27/1/2024	2:36	39.7			41.0	38.2
27/1/2024	2:41	39.1			40.8	37.7
27/1/2024	2:46	40.1	40.5		41.4	38.6
27/1/2024	2:51	39.7			41.4	38.0
27/1/2024	2:56	41.4			42.9	39.8
27/1/2024	3:01	40.9	41.3	40.8	42.5	39.6
27/1/2024	3:06	41.8			42.9	40.6
27/1/2024	3:11	41.2			42.5	39.7
27/1/2024	3:16	41.8	40.3		43.1	40.1
27/1/2024	3:21	39.4			41.0	37.9
27/1/2024	3:26	39.1			40.6	37.4
27/1/2024	3:31	40.6	41.1	40.6	42.0	39.0
27/1/2024	3:36	41.8			43.3	40.5
27/1/2024	3:41	40.8			42.5	39.1
27/1/2024	3:46	40.5	39.9		41.6	38.9
27/1/2024	3:51	39.9			41.3	38.5
27/1/2024	3:56	39.3			40.7	37.6
27/1/2024	4:01	40.9	40.4	41.0	42.6	39.6
27/1/2024	4:06	40.0			41.1	38.8
27/1/2024	4:11	40.1			41.7	38.3
27/1/2024	4:16	39.2	41.6		40.6	37.8
27/1/2024	4:21	42.9			44.4	41.0
27/1/2024	4:26	41.8			43.5	40.3
27/1/2024	4:31	41.8	41.5	42.0	43.6	40.3
27/1/2024	4:36	42.3			44.0	40.5
27/1/2024	4:41	40.3			42.2	38.4
27/1/2024	4:46	41.6	42.5		43.3	39.8
27/1/2024	4:51	39.2			41.0	37.5
27/1/2024	4:56	44.8			46.5	43.4
27/1/2024	5:01	43.9	43.1	43.7	45.5	42.1
27/1/2024	5:06	42.7			44.3	40.8
27/1/2024	5:11	42.6			44.5	40.8
27/1/2024	5:16	44.4	44.2		46.1	42.2
27/1/2024	5:21	44.2			45.9	42.1
27/1/2024	5:26	43.9			45.9	42.0
27/1/2024	5:31	42.9	43.5	43.6	44.7	40.8
27/1/2024	5:36	43.8			46.0	41.6
27/1/2024	5:41	43.7			45.7	41.5
27/1/2024	5:46	42.3	43.8		44.2	40.4
27/1/2024	5:51	42.6			44.8	40.9
27/1/2024	5:56	45.6			47.5	43.6
27/1/2024	6:01	46.0	45.8	45.2	48.2	44.3
27/1/2024	6:06	45.8			47.9	44.0
27/1/2024	6:11	45.6			48.1	43.1
27/1/2024	6:16	43.8	44.5		46.4	41.4
27/1/2024	6:21	44.9			47.1	42.8
27/1/2024	6:26	44.7			46.9	42.3
27/1/2024	6:31	44.8	45.2	45.0	46.8	42.9
27/1/2024	6:36	45.5			47.9	43.3
27/1/2024	6:41	45.2			47.6	43.0
27/1/2024	6:46	45.6	44.9		47.5	43.5
27/1/2024	6:51	44.2			46.8	41.8
27/1/2024	6:56	44.8			47.2	42.3
27/1/2024	23:03	39.1	39.5	39.7	40.5	37.0
27/1/2024	23:08	40.1			42.0	38.2
27/1/2024	23:13	39.2			41.3	37.2
27/1/2024	23:18	40.4	39.9		42.1	38.8
27/1/2024	23:23	40.3			42.1	38.8
27/1/2024	23:28	38.8			40.3	37.3
27/1/2024	23:33	39.2	39.7	39.6	41.2	37.1
27/1/2024	23:38	40.2			42.0	38.7
27/1/2024	23:43	39.7			41.6	37.7
27/1/2024	23:48	39.1	39.5		40.9	37.6
27/1/2024	23:53	40.1			41.8	38.5
27/1/2024	23:58	39.3			41.0	37.6
		Mean	40.9	40.9		
		Maximum	45.8	45.2		
		Minimum	37.7	38.2		

Station: SSNV_M2

Date	Start Time	Leq (5mins)	Leq (15mins)	Leq (30mins)	L10 (5mins)	L90 (5mins)
28/1/2024	0:03	39.1			40.6	37.8
28/1/2024	0:08	37.8	38.9		39.1	36.1
28/1/2024	0:13	39.5		38.6	41.5	38.3
28/1/2024	0:18	39.4			40.9	37.6
28/1/2024	0:23	37.4	38.3		39.3	35.5
28/1/2024	0:28	37.8			39.3	36.0
28/1/2024	0:33	37.3			38.6	35.6
28/1/2024	0:38	38.2	38.2		39.5	36.8
28/1/2024	0:43	38.9		38.5	40.4	37.7
28/1/2024	0:48	38.4			39.9	37.3
28/1/2024	0:53	39.4	38.8		41.1	37.8
28/1/2024	0:58	38.5			40.1	36.8
28/1/2024	1:03	38.5			40.0	36.9
28/1/2024	1:08	38.6	38.3		39.9	37.3
28/1/2024	1:13	37.7		38.4	39.2	36.2
28/1/2024	1:18	39.0			40.2	37.3
28/1/2024	1:23	37.9	38.6		39.4	36.2
28/1/2024	1:28	38.7			40.0	37.0
28/1/2024	1:33	37.5			39.0	36.2
28/1/2024	1:38	37.8	37.7		39.0	36.2
28/1/2024	1:43	37.9		38.2	39.4	36.6
28/1/2024	1:48	38.1			39.6	36.6
28/1/2024	1:53	38.9	38.7		40.6	37.8
28/1/2024	1:58	39.0			40.4	37.4
28/1/2024	2:03	40.0			41.2	38.8
28/1/2024	2:08	39.7	40.0		41.3	38.5
28/1/2024	2:13	40.4		39.7	41.5	39.2
28/1/2024	2:18	38.7			40.2	37.3
28/1/2024	2:23	39.8	39.4		41.2	38.1
28/1/2024	2:28	39.5			40.8	38.0
28/1/2024	2:33	40.2			41.4	38.6
28/1/2024	2:38	40.1	40.2		41.2	38.5
28/1/2024	2:43	40.4		40.3	41.9	39.2
28/1/2024	2:48	40.6			42.3	39.4
28/1/2024	2:53	38.4	40.3		39.7	37.2
28/1/2024	2:58	41.4			42.7	39.8
28/1/2024	3:03	39.5			41.0	38.0
28/1/2024	3:08	40.2	40.6		41.9	38.8
28/1/2024	3:13	41.7		40.6	42.9	40.2
28/1/2024	3:18	41.8			43.5	40.4
28/1/2024	3:23	39.4	40.6		40.9	37.8
28/1/2024	3:28	40.2			41.4	38.9
28/1/2024	3:33	41.2			42.6	40.0
28/1/2024	3:38	40.4	41.1		41.5	39.3
28/1/2024	3:43	41.5		41.3	43.2	40.1
28/1/2024	3:48	41.0			42.4	39.3
28/1/2024	3:53	41.2	41.5		42.5	39.5
28/1/2024	3:58	42.3			43.8	40.4
28/1/2024	4:03	42.7			44.4	40.8
28/1/2024	4:08	41.7	41.6		43.2	40.0
28/1/2024	4:13	39.9		41.7	41.7	38.1
28/1/2024	4:18	42.7			44.4	41.0
28/1/2024	4:23	42.0	41.8		43.4	40.2
28/1/2024	4:28	40.2			41.9	38.5
28/1/2024	4:33	41.0			42.7	39.4
28/1/2024	4:38	40.9	41.3		42.4	39.1
28/1/2024	4:43	42.0		41.7	43.5	40.1
28/1/2024	4:48	39.2			40.8	37.7
28/1/2024	4:53	40.5	42.0		42.1	38.9
28/1/2024	4:58	44.5			46.2	42.8
28/1/2024	5:03	44.5			46.6	42.8
28/1/2024	5:08	43.6	44.2		45.7	41.9
28/1/2024	5:13	44.3		44.0	46.4	42.6
28/1/2024	5:18	44.4			46.2	42.3
28/1/2024	5:23	43.1	43.8		45.3	41.1
28/1/2024	5:28	43.9			46.1	42.1
28/1/2024	5:33	43.4			45.6	41.6
28/1/2024	5:38	43.6	43.6		45.4	41.7
28/1/2024	5:43	43.7		43.7	45.5	41.7
28/1/2024	5:48	44.3			46.3	42.1
28/1/2024	5:53	42.3	43.8		44.5	40.2
28/1/2024	5:58	44.5			47.0	42.2
28/1/2024	6:03	44.9			46.9	42.3
28/1/2024	6:08	46.0	45.3		48.4	43.5
28/1/2024	6:13	44.9		44.9	46.8	42.3
28/1/2024	6:18	44.1			46.7	41.5
28/1/2024	6:23	43.7	44.5		45.6	41.1
28/1/2024	6:28	45.4			47.6	43.2
28/1/2024	6:33	45.6			47.6	43.2
28/1/2024	6:38	45.6	45.3		48.0	43.6
28/1/2024	6:43	44.5		45.1	46.8	42.1
28/1/2024	6:48	44.8			46.7	42.8
28/1/2024	6:53	44.8	45.0		46.7	42.7
28/1/2024	6:58	45.4			48.6	42.6

Date	Start Time	Leq (5mins)	Leq (15mins)	Leq (30mins)	L10 (5mins)	L90 (5mins)
29/1/2024	0:03	37.5			39.5	35.5
29/1/2024	0:08	39.4	38.7		41.2	37.7
29/1/2024	0:13	38.9		38.7	40.4	37.7
29/1/2024	0:18	38.8			40.4	37.2
29/1/2024	0:23	38.6	38.8		39.7	36.8
29/1/2024	0:28	39.0			40.5	37.6
29/1/2024	0:33	37.5			39.4	35.6
29/1/2024	0:38	39.0	38.1		40.7	37.0
29/1/2024	0:43	37.8		38.3	39.3	35.9
29/1/2024	0:48	39.5			41.5	37.5
29/1/2024	0:53	37.7	38.4		38.9	36.4
29/1/2024	0:58	37.8			38.9	36.3
29/1/2024	1:03	37.8			39.2	36.7
29/1/2024	1:08	38.5	38.4		39.9	37.3
29/1/2024	1:13	38.8		38.0	39.9	37.4
29/1/2024	1:18	37.9			39.5	36.6
29/1/2024	1:23	37.5	37.7		39.1	36.4
29/1/2024	1:28	37.6			38.9	36.0
29/1/2024	1:33	37.7			39.1	36.0
29/1/2024	1:38	38.5	38.1		39.8	37.0
29/1/2024	1:43	38.0		38.6	39.7	36.8
29/1/2024	1:48	38.3			40.0	37.0
29/1/2024	1:53	40.3	39.1		41.9	39.1
29/1/2024	1:58	38.5			39.6	36.8
29/1/2024	2:03	40.6			41.8	39.1
29/1/2024	2:08	39.7	40.4		41.2	38.5
29/1/2024	2:13	40.7		40.1	42.4	39.5
29/1/2024	2:18	40.3			41.6	39.0
29/1/2024	2:23	39.5	39.8		40.8	37.8
29/1/2024	2:28	39.7			40.8	38.1
29/1/2024	2:33	39.5			41.2	38.3
29/1/2024	2:38	39.6	39.5		41.3	38.1
29/1/2024	2:43	39.5		39.7	40.9	37.8
29/1/2024	2:48	38.5			40.2	37.2
29/1/2024	2:53	40.4	39.9		41.5	39.3
29/1/2024	2:58	40.5			41.6	38.8
29/1/2024	3:03	41.2			42.7	40.0
29/1/2024	3:08	41.7	40.9		43.3	40.3
29/1/2024	3:13	39.4		40.7	40.7	38.0
29/1/2024	3:18	40.8			41.9	39.7
29/1/2024	3:23	40.9	40.5		42.0	39.2
29/1/2024	3:28	39.7			41.0	38.1
29/1/2024	3:33	41.6			43.3	39.9
29/1/2024	3:38	40.1	40.8		41.4	38.4
29/1/2024	3:43	40.6		41.2	42.1	39.4
29/1/2024	3:48	41.4			42.7	39.7
29/1/2024	3:53	41.3	41.5		42.9	39.8
29/1/2024	3:58	41.7			43.5	40.3
29/1/2024	4:03	42.6			44.2	41.2
29/1/2024	4:08	39.8	41.3		41.2	38.2
29/1/2024	4:13	40.9		40.4	42.4	39.0
29/1/2024	4:18	39.7			41.4	38.3
29/1/2024	4:23	39.3	39.4		41.2	37.7
29/1/2024	4:28	39.2			40.9	37.4
29/1/2024	4:33	41.3			43.1	39.4
29/1/2024	4:38	39.8	41.4		41.4	38.3
29/1/2024	4:43	42.7		42.2	44.4	41.0
29/1/2024	4:48	39.6			41.1	38.0
29/1/2024	4:53	43.3	42.9		45.5	41.1
29/1/2024	4:58	44.5			46.6	42.8
29/1/2024	5:03	43.6			45.3	41.9
29/1/2024	5:08	44.8	43.7		47.0	42.7
29/1/2024	5:13	42.4		43.6	44.3	40.2
29/1/2024	5:18	42.5			44.2	40.7
29/1/2024	5:23	43.8	43.4		45.8	41.6
29/1/2024	5:28	43.9			46.0	41.9
29/1/2024	5:33	43.5			45.3	41.7
29/1/2024	5:38	42.7	42.9		44.8	40.9
29/1/2024	5:43	42.3		44.2	44.4	40.5
29/1/2024	5:48	43.3			45.1	41.1
29/1/2024	5:53	45.8	45.2		47.9	43.9
29/1/2024	5:58	46.0			48.4	43.9
29/1/2024	6:03	44.4			46.5	42.3
29/1/2024	6:08	45.3	44.7		47.7	42.9
29/1/2024	6:13	44.4		44.9	46.5	42.2
29/1/2024	6:18	43.9			45.8	41.9
29/1/2024	6:23	45.9	45.0		48.5	43.8
29/1/2024	6:28	45.0			47.5	42.7
29/1/2024	6:33	44.9			47.1	43.0
29/1/2024	6:38	44.3	44.6		46.4	41.8
29/1/2024	6:43	44.6		44.9	47.1	42.1
29/1/2024	6:48	45.2			47.5	42.7
29/1/2024	6:53	45.4	45.2		48.6	42.0
29/1/2024	6:58	44.9			47.3	42.2

Date	Start Time	Leq (5mins)	Leq (15mins)	Leq (30mins)	L10 (5mins)	L90 (5mins)
28/1/2024	23:03	40.2			42.0	38.1
28/1/2024	23:08	39.7	40.1		41.6	37.7
28/1/2024	23:13	40.4		39.8	42.6	38.2
28/1/2024	23:18	39.8			41.2	38.4
28/1/2024	23:23	39.3	39.5		41.5	37.9
28/1/2024	23:28	39.5			41.0	38.0
28/1/2024	23:33	40.0			42.0	38.4
28/1/2024	23:38	39.1	39.8		41.0	37.7
28/1/2024	23:43	40.3		39.2	42.5	38.2
28/1/2024	23:48	38.8			40.6	37.2
28/1/2024	23:53	38.9	38.6		40.2	37.4
28/1/2024	23:58	37.9			39.8	36.3
		Mean	41.0	41.0		
		Maximum	45.3	45.1		
		Minimum	37.7	38.2		

Date	Start Time	Leq (5mins)	Leq (15mins)	Leq (30mins)	L10 (5mins)	L90 (5mins)
29/1/2024	23:01	39.5			40.9	38.1
29/1/2024	23:06	39.8	39.7		41.9	37.8
29/1/2024	23:11	39.9		40.2	41.5	37.6
29/1/2024	23:16	40.5			42.0	38.1
29/1/2024	23:21	40.6	40.6		42.6	38.5
29/1/2024	23:26	40.6			42.9	38.3
29/1/2024	23:31	38.7			40.3	37.1
29/1/2024	23:36	39.7	39.5		41.6	37.8
29/1/2024	23:41	40.0		39.5	41.6	38.5
29/1/2024	23:46	39.8			42.2	38.1
29/1/2024	23:51	39.1	39.5		40.7	37.1
29/1/2024	23:56	39.6			41.0	38.3
		Mean	40.9	41.0		
		Maximum	45.2	44.9		
		Minimum	37.7	38.0		

Station: SSNV_M2

Date	Start Time	Leq (5mins)	Leq (15mins)	Leq (30mins)	L10 (5mins)	L90 (5mins)
30/1/2024	0:01	37.9			39.9	36.0
30/1/2024	0:06	38.4	38.3		40.4	37.1
30/1/2024	0:11	38.6		38.8	40.5	36.9
30/1/2024	0:16	39.4			40.8	37.5
30/1/2024	0:21	39.5	39.2		41.2	38.1
30/1/2024	0:26	38.6			40.0	37.2
30/1/2024	0:31	39.4			41.3	37.9
30/1/2024	0:36	37.3	38.9		39.3	35.5
30/1/2024	0:41	39.6		39.0	41.1	38.2
30/1/2024	0:46	39.5			41.3	37.5
30/1/2024	0:51	39.7	39.2		41.4	38.2
30/1/2024	0:56	38.1			39.7	36.5
30/1/2024	1:01	38.8			40.3	37.3
30/1/2024	1:06	37.8	38.3		38.9	36.1
30/1/2024	1:11	38.2		38.4	39.8	36.6
30/1/2024	1:16	37.8			39.3	36.5
30/1/2024	1:21	38.5	38.4		39.9	37.2
30/1/2024	1:26	38.9			40.0	37.4
30/1/2024	1:31	38.9			40.2	37.6
30/1/2024	1:36	38.2	38.3		39.4	37.1
30/1/2024	1:41	37.6		38.6	39.3	36.3
30/1/2024	1:46	39.0			40.2	37.7
30/1/2024	1:51	38.9	38.9		40.1	37.8
30/1/2024	1:56	38.9			40.1	37.3
30/1/2024	2:01	39.6			40.9	38.3
30/1/2024	2:06	38.9	39.2		40.2	37.4
30/1/2024	2:11	39.1		39.3	40.7	37.6
30/1/2024	2:16	39.3			40.8	38.1
30/1/2024	2:21	39.1	39.4		40.4	37.8
30/1/2024	2:26	39.8			41.2	38.1
30/1/2024	2:31	40.0			41.5	38.6
30/1/2024	2:36	38.7	39.8		39.9	37.2
30/1/2024	2:41	40.6		40.0	42.0	38.9
30/1/2024	2:46	40.0			41.7	38.3
30/1/2024	2:51	38.3	40.2		39.8	36.7
30/1/2024	2:56	41.6			43.0	40.4
30/1/2024	3:01	41.8			43.1	40.1
30/1/2024	3:06	39.5	40.4		41.0	37.9
30/1/2024	3:11	39.6		40.2	41.0	37.9
30/1/2024	3:16	39.8			40.9	38.6
30/1/2024	3:21	39.7	40.1		40.8	38.4
30/1/2024	3:26	40.6			41.7	39.3
30/1/2024	3:31	41.7			42.8	40.6
30/1/2024	3:36	41.7	41.2		42.9	40.2
30/1/2024	3:41	39.8		41.2	41.1	38.3
30/1/2024	3:46	41.3			42.7	39.7
30/1/2024	3:51	41.6	41.2		43.0	40.4
30/1/2024	3:56	40.6			42.5	38.9
30/1/2024	4:01	40.0			41.8	38.2
30/1/2024	4:06	39.4	39.5		40.9	38.0
30/1/2024	4:11	39.1		40.7	40.8	37.4
30/1/2024	4:16	41.6			43.1	40.2
30/1/2024	4:21	40.4	41.6		42.0	39.0
30/1/2024	4:26	42.5			43.9	40.7
30/1/2024	4:31	40.5			42.2	39.1
30/1/2024	4:36	42.3	41.6		43.9	40.9
30/1/2024	4:41	41.7		42.3	43.5	40.2
30/1/2024	4:46	42.4			44.0	40.9
30/1/2024	4:51	41.9	43.0		43.8	40.5
30/1/2024	4:56	44.3			46.4	42.3
30/1/2024	5:01	44.1			45.9	42.2
30/1/2024	5:06	43.5	43.4		45.4	41.3
30/1/2024	5:11	42.6		43.7	44.4	40.8
30/1/2024	5:16	44.3			46.2	42.1
30/1/2024	5:21	42.8	43.9		44.5	41.1
30/1/2024	5:26	44.3			46.3	42.1
30/1/2024	5:31	43.2			45.2	41.0
30/1/2024	5:36	43.4	43.6		45.2	41.2
30/1/2024	5:41	44.1		43.8	46.0	42.1
30/1/2024	5:46	43.1			44.9	41.4
30/1/2024	5:51	44.5	44.0		46.5	42.6
30/1/2024	5:56	44.2			46.7	42.2
30/1/2024	6:01	44.5			46.9	42.1
30/1/2024	6:06	45.8	44.9		48.0	43.4
30/1/2024	6:11	44.4		44.8	46.5	42.2
30/1/2024	6:16	43.9			46.2	41.6
30/1/2024	6:21	45.7	44.7		47.8	43.2
30/1/2024	6:26	44.3			46.5	41.8
30/1/2024	6:31	45.0			46.9	42.8
30/1/2024	6:36	44.8	44.7		47.2	42.5
30/1/2024	6:41	44.2		44.6	46.6	42.2
30/1/2024	6:46	44.6			46.5	42.7
30/1/2024	6:51	44.3	44.5		46.7	42.3
30/1/2024	6:56	44.6			47.3	42.0
30/1/2024	23:01	38.8			41.0	36.4
30/1/2024	23:06	39.6	39.2		41.9	37.5
30/1/2024	23:11	39.2		39.7	40.8	36.8
30/1/2024	23:16	40.6			42.5	39.2
30/1/2024	23:21	40.5	40.1		42.5	38.1
30/1/2024	23:26	39.0			41.1	36.6
30/1/2024	23:31	40.5			41.9	38.4
30/1/2024	23:36	39.3	40.0		41.4	37.7
30/1/2024	23:41	40.0		39.4	42.3	37.9
30/1/2024	23:46	40.0			41.6	37.6
30/1/2024	23:51	38.7	38.8		40.7	37.2
30/1/2024	23:56	37.2			38.6	37.9
		Mean	40.9	40.9		
		Maximum	44.9	44.8		
		Minimum	38.3	38.4		

Date	Start Time	Leq (5mins)	Leq (15mins)	Leq (30mins)	L10 (5mins)	L90 (5mins)
31/1/2024	0:01	37.9			39.4	36.0
31/1/2024	0:06	38.3	38.5		39.4	37.1
31/1/2024	0:11	39.3		38.5	41.1	37.9
31/1/2024	0:16	38.0			39.9	36.7
31/1/2024	0:21	37.9	38.4		39.2	36.5
31/1/2024	0:26	39.2			40.9	37.3
31/1/2024	0:31	38.7			40.5	37.2
31/1/2024	0:36	37.9	38.4		39.3	36.4
31/1/2024	0:41	38.5		38.5	40.1	36.8
31/1/2024	0:46	37.7			39.1	36.4
31/1/2024	0:51	38.9	38.6		40.1	37.7
31/1/2024	0:56	39.0			40.4	37.3
31/1/2024	1:01	38.7			40.0	37.4
31/1/2024	1:06	38.9	38.4		40.1	37.2
31/1/2024	1:11	37.6		38.5	38.8	36.1
31/1/2024	1:16	38.5			39.7	37.0
31/1/2024	1:21	38.0	38.5		39.7	36.7
31/1/2024	1:26	39.0			40.3	37.8
31/1/2024	1:31	38.8			40.3	37.5
31/1/2024	1:36	37.4	38.5		38.7	36.1
31/1/2024	1:41	39.1		39.0	40.8	37.5
31/1/2024	1:46	39.0			40.3	37.7
31/1/2024	1:51	40.6	39.4		41.7	39.5
31/1/2024	1:56	38.4			39.7	37.1
31/1/2024	2:01	39.8			40.9	38.4
31/1/2024	2:06	39.3	39.9		40.8	37.7
31/1/2024	2:11	40.6		39.6	42.3	39.2
31/1/2024	2:16	39.9			41.6	38.5
31/1/2024	2:21	39.4	39.3		41.1	38.0
31/1/2024	2:26	38.4			39.5	37.2
31/1/2024	2:31	39.6			41.3	38.1
31/1/2024	2:36	39.2	39.3		40.9	37.6
31/1/2024	2:41	39.1		40.2	40.4	37.6
31/1/2024	2:46	39.4			40.9	37.7
31/1/2024	2:51	41.4	40.9		42.7	39.8
31/1/2024	2:56	41.7			43.0	40.3
31/1/2024	3:01	40.7			42.1	39.0
31/1/2024	3:06	41.9	41.0		43.2	40.6
31/1/2024	3:11	40.4		40.7	41.5	39.3
31/1/2024	3:16	39.8			40.9	38.3
31/1/2024	3:21	40.9	40.2		42.3	39.5
31/1/2024	3:26	39.9			41.4	38.7
31/1/2024	3:31	41.8			43.5	40.7
31/1/2024	3:36	40.2	40.9		41.4	39.0
31/1/2024	3:41	40.5		41.2	42.2	39.0
31/1/2024	3:46	41.4			42.7	40.0
31/1/2024	3:51	42.8	41.5		44.2	41.0
31/1/2024	3:56	39.8			41.6	38.1
31/1/2024	4:01	40.7			42.4	38.8
31/1/2024	4:06	40.4	40.7		41.8	39.0
31/1/2024	4:11	41.0		40.3	42.4	39.2
31/1/2024	4:16	40.5			42.1	39.1
31/1/2024	4:21	39.6	39.9		41.4	38.0
31/1/2024	4:26	39.4			41.0	37.8
31/1/2024	4:31	39.1			40.7	37.2
31/1/2024	4:36	42.0	41.0		43.5	40.5
31/1/2024	4:41	41.5		42.1	43.3	40.1
31/1/2024	4:46	42.0			43.8	40.5
31/1/2024	4:51	42.9	42.9		45.1	41.0
31/1/2024	4:56	43.6			45.8	41.9
31/1/2024	5:01	44.5			46.4	42.3
31/1/2024	5:06	44.0	44.4		46.0	42.3
31/1/2024	5:11	44.6		43.9	46.6	42.8
31/1/2024	5:16	42.5			44.5	40.4
31/1/2024	5:21	42.5	43.4		44.6	40.5
31/1/2024	5:26	44.7			46.9	42.7
31/1/2024	5:31	42.4			44.5	40.5
31/1/2024	5:36	42.9	43.2		44.8	41.1
31/1/2024	5:41	44.2		43.8	46.2	42.5
31/1/2024	5:46	43.9			45.9	41.7
31/1/2024	5:51	44.0	44.3		46.1	41.7
31/1/2024	5:56	44.9			47.5	42.7
31/1/2024	6:01	44.9			47.1	43.0
31/1/2024	6:06	44.9	44.9		47.1	42.9
31/1/2024	6:11	45.0		45.1	47.3	43.0
31/1/2024	6:16	45.1			47.4	43.2
31/1/2024	6:21	45.5	45.3		48.0	43.0
31/1/2024	6:26	45.4			47.6	43.4
31/1/2024	6:31	44.8			47.3	42.3
31/1/2024	6:36	44.3	44.5		46.4	42.0
31/1/2024	6:41	44.4		45.0	46.4	42.4
31/1/2024	6:46	44.6			46.7	42.5
31/1/2024	6:51	46.5	45.4		49.7	43.3
31/1/2024	6:56	45.0			48.3	42.0
31/1/2024	23:00	38.7			41.0	37.2
31/1/2024	23:05	39.6	39.5		41.6	37.9
31/1/2024	23:10	40.2		39.6	42.1	37.8
31/1/2024	23:15	39.2			41.3	37.3
31/1/2024	23:20	40.3	39.6		42.6	38.8
31/1/2024	23:25	39.2			41.1	37.6
31/1/2024	23:30	39.0			41.3	37.2
31/1/2024	23:35	38.7	38.9		40.3	36.6
31/1/2024	23:40	39.1		39.3	40.8	37.4
31/1/2024	23:45	39.8			41.3	38.1
31/1/2024	23:50	39.6	39.7		41.8	37.5
31/1/2024	23:55	39.7			41.8	37.3
		Mean	40.9	41.0		
		Maximum	45.4	45.1		
		Minimum	38.4	38.5		

Station: SSNV_M2

Date	Start Time	Leq (5mins)	Leq (15mins)	Leq (30mins)	L10 (5mins)	L90 (5mins)
1/2/2024	0:00	39.0	38.5	38.3	40.7	37.3
1/2/2024	0:05	38.5			40.2	36.7
1/2/2024	0:10	38.1			39.3	36.1
1/2/2024	0:15	38.4	38.0		40.2	37.1
1/2/2024	0:20	38.3			39.7	36.6
1/2/2024	0:25	37.2			39.2	35.8
1/2/2024	0:30	39.5	38.7	38.3	40.9	37.7
1/2/2024	0:35	38.4			40.3	36.8
1/2/2024	0:40	38.0			39.7	36.3
1/2/2024	0:45	38.4	37.8		39.8	36.5
1/2/2024	0:50	37.6			39.4	36.5
1/2/2024	0:55	37.4			39.3	36.1
1/2/2024	1:00	39.1	38.8	38.5	40.6	37.6
1/2/2024	1:05	39.2			40.5	37.5
1/2/2024	1:10	38.1			39.4	36.9
1/2/2024	1:15	38.0	38.0		39.2	36.7
1/2/2024	1:20	38.4			40.1	37.2
1/2/2024	1:25	37.7			38.9	36.2
1/2/2024	1:30	39.1	38.5	38.7	40.4	37.9
1/2/2024	1:35	37.4			38.8	35.9
1/2/2024	1:40	38.9			40.1	37.3
1/2/2024	1:45	38.8	38.8		40.5	37.2
1/2/2024	1:50	39.0			40.5	37.8
1/2/2024	1:55	38.6			40.2	37.2
1/2/2024	2:00	40.1	40.0	39.7	41.5	38.9
1/2/2024	2:05	39.5			41.1	38.4
1/2/2024	2:10	40.4			41.8	38.9
1/2/2024	2:15	39.3	39.3		40.8	38.0
1/2/2024	2:20	39.7			41.4	38.6
1/2/2024	2:25	38.9			40.4	37.2
1/2/2024	2:30	38.3	39.5	39.7	39.5	37.0
1/2/2024	2:35	39.3			40.5	38.0
1/2/2024	2:40	40.6			42.1	39.5
1/2/2024	2:45	38.4	39.9		40.1	37.0
1/2/2024	2:50	40.5			42.1	39.2
1/2/2024	2:55	40.4			41.8	38.7
1/2/2024	3:00	41.0	41.2	40.9	42.6	39.6
1/2/2024	3:05	41.2			42.6	39.9
1/2/2024	3:10	41.5			43.2	40.1
1/2/2024	3:15	41.7	40.5		42.8	40.4
1/2/2024	3:20	39.3			40.8	37.7
1/2/2024	3:25	40.0			41.1	38.3
1/2/2024	3:30	39.5	39.3	39.8	40.8	38.1
1/2/2024	3:35	39.3			40.8	38.0
1/2/2024	3:40	39.2			40.8	38.1
1/2/2024	3:45	40.1	40.2		41.3	38.8
1/2/2024	3:50	40.9			42.4	39.2
1/2/2024	3:55	39.5			40.7	38.3
1/2/2024	4:00	40.0	40.1	41.2	41.8	38.6
1/2/2024	4:05	40.7			42.6	38.9
1/2/2024	4:10	39.4			41.0	37.7
1/2/2024	4:15	40.1	42.2		41.6	38.4
1/2/2024	4:20	42.9			44.6	41.2
1/2/2024	4:25	42.9			44.8	41.1
1/2/2024	4:30	42.5	41.9	41.4	44.3	40.6
1/2/2024	4:35	39.8			41.7	38.2
1/2/2024	4:40	42.7			44.3	41.0
1/2/2024	4:45	40.9	40.8		42.3	39.4
1/2/2024	4:50	41.5			42.9	39.8
1/2/2024	4:55	39.8			41.3	38.2
1/2/2024	5:00	42.3	43.5	43.3	44.1	40.3
1/2/2024	5:05	44.8			46.9	43.1
1/2/2024	5:10	42.9			45.0	40.9
1/2/2024	5:15	43.4	43.0		45.4	41.7
1/2/2024	5:20	42.4			44.3	40.7
1/2/2024	5:25	43.2			45.1	41.4
1/2/2024	5:30	43.0	43.7	43.8	45.2	41.3
1/2/2024	5:35	43.9			45.8	42.2
1/2/2024	5:40	44.1			45.8	42.4
1/2/2024	5:45	43.1	43.9		45.1	41.4
1/2/2024	5:50	44.5			46.7	42.3
1/2/2024	5:55	43.9			45.9	41.8
1/2/2024	6:00	45.1	45.4	45.1	47.7	42.5
1/2/2024	6:05	45.2			47.6	42.7
1/2/2024	6:10	45.8			47.8	43.2
1/2/2024	6:15	45.8	44.9		48.4	43.3
1/2/2024	6:20	44.7			46.8	42.8
1/2/2024	6:25	44.0			46.6	41.7
1/2/2024	6:30	43.9	45.0	44.9	46.4	41.4
1/2/2024	6:35	45.6			47.9	43.6
1/2/2024	6:40	45.4			47.8	43.0
1/2/2024	6:45	44.0	44.7		46.0	41.4
1/2/2024	6:50	45.7			47.6	43.6
1/2/2024	6:55	44.1			46.6	42.2
1/2/2024	23:00	40.0	39.2	39.5	42.1	38.5
1/2/2024	23:05	38.7			40.7	36.8
1/2/2024	23:10	38.8			40.9	37.2
1/2/2024	23:15	40.4	39.8		41.8	38.4
1/2/2024	23:20	39.9			41.8	38.3
1/2/2024	23:25	38.9			40.9	37.2
1/2/2024	23:30	39.8	39.9	39.5	41.7	37.5
1/2/2024	23:35	40.4			41.9	38.4
1/2/2024	23:40	39.4			41.6	37.9
1/2/2024	23:45	38.8	39.0		40.8	36.9
1/2/2024	23:50	38.8			40.4	36.5
1/2/2024	23:55	39.5			40.8	37.6
		Mean	40.7	40.8		
		Maximum	45.4	45.1		
		Minimum	37.8	38.3		

Date	Start Time	Leq (5mins)	Leq (15mins)	Leq (30mins)	L10 (5mins)	L90 (5mins)
2/2/2024	0:00	37.3	38.1	38.3	38.7	35.4
2/2/2024	0:05	39.4			41.4	38.0
2/2/2024	0:10	37.2			38.6	36.0
2/2/2024	0:15	39.0	38.4		40.6	37.1
2/2/2024	0:20	37.6			38.7	35.9
2/2/2024	0:25	38.6			40.4	36.8
2/2/2024	0:30	39.4	38.8	38.6	40.6	37.4
2/2/2024	0:35	38.9			40.0	37.2
2/2/2024	0:40	38.1			39.2	36.5
2/2/2024	0:45	39.4	38.3		40.8	37.6
2/2/2024	0:50	37.7			39.6	35.7
2/2/2024	0:55	37.4			38.6	35.7
2/2/2024	1:00	38.0	38.1	38.1	39.5	36.3
2/2/2024	1:05	38.7			40.2	37.0
2/2/2024	1:10	37.4			38.9	36.2
2/2/2024	1:15	37.4	38.2		38.8	36.1
2/2/2024	1:20	37.7			38.8	36.5
2/2/2024	1:25	39.2			40.9	37.9
2/2/2024	1:30	38.5	38.4	38.8	39.7	37.2
2/2/2024	1:35	38.1			39.7	36.9
2/2/2024	1:40	38.5			40.0	37.2
2/2/2024	1:45	38.5	39.2		40.1	37.0
2/2/2024	1:50	38.1			39.8	36.7
2/2/2024	1:55	40.5			41.7	39.4
2/2/2024	2:00	38.7	38.7	39.2	40.1	37.6
2/2/2024	2:05	38.7			40.4	37.4
2/2/2024	2:10	38.8			40.3	37.6
2/2/2024	2:15	38.9	39.5		40.3	37.8
2/2/2024	2:20	39.4			41.1	37.8
2/2/2024	2:25	40.2			41.9	38.5
2/2/2024	2:30	39.4	39.4	39.6	40.9	37.8
2/2/2024	2:35	39.9			41.1	38.8
2/2/2024	2:40	38.7			40.4	37.0
2/2/2024	2:45	40.6	39.8		41.7	39.1
2/2/2024	2:50	39.0			40.1	37.8
2/2/2024	2:55	39.8			41.5	38.4
2/2/2024	3:00	40.7	40.2	40.2	42.0	39.5
2/2/2024	3:05	40.6			42.2	39.0
2/2/2024	3:10	39.3			40.9	37.8
2/2/2024	3:15	39.5	40.2		41.0	37.8
2/2/2024	3:20	40.4			41.8	38.8
2/2/2024	3:25	40.6			42.2	39.5
2/2/2024	3:30	39.8	40.4	41.1	41.3	38.6
2/2/2024	3:35	40.4			41.7	38.7
2/2/2024	3:40	40.9			42.0	39.5
2/2/2024	3:45	41.5	41.7		42.9	39.9
2/2/2024	3:50	41.8			43.0	40.5
2/2/2024	3:55	41.9			43.7	40.2
2/2/2024	4:00	42.8	42.5	42.0	44.3	41.0
2/2/2024	4:05	42.6			44.1	41.1
2/2/2024	4:10	41.9			43.6	40.5
2/2/2024	4:15	41.1	41.5		42.9	39.3
2/2/2024	4:20	42.4			43.9	41.0
2/2/2024	4:25	40.8			42.6	39.4
2/2/2024	4:30	41.4	41.7	41.7	43.1	39.5
2/2/2024	4:35	42.0			43.9	40.5
2/2/2024	4:40	41.6			43.3	40.2
2/2/2024	4:45	40.9	41.7		42.7	39.2
2/2/2024	4:50	41.7			43.6	40.0
2/2/2024	4:55	42.3			44.0	40.6
2/2/2024	5:00	44.8	44.0	43.9	46.9	42.9
2/2/2024	5:05	43.7			45.9	41.7
2/2/2024	5:10	43.2			45.0	41.4
2/2/2024	5:15	43.0	43.9		45.1	40.8
2/2/2024	5:20	44.0			46.0	41.9
2/2/2024	5:25	44.6			46.8	42.4
2/2/2024	5:30	43.4	43.5	43.8	45.4	41.5
2/2/2024	5:35	44.1			45.9	42.4
2/2/2024	5:40	43.0			45.0	41.3
2/2/2024	5:45	44.1	44.1		45.9	42.4
2/2/2024	5:50	42.6			44.8	40.4
2/2/2024	5:55	45.1			47.6	43.2
2/2/2024	6:00	45.4	45.1	45.1	47.5	43.1
2/2/2024	6:05	45.9			48.2	43.6
2/2/2024	6:10	43.7			45.7	41.7
2/2/2024	6:15	44.8	45.1		46.9	42.8
2/2/2024	6:20	46.0			48.5	43.9
2/2/2024	6:25	44.4			46.5	42.4
2/2/2024	6:30	44.6	44.7	44.9	47.1	42.1
2/2/2024	6:35	45.1			47.5	43.1
2/2/2024	6:40	44.5			47.0	41.9
2/2/2024	6:45	45.7	45.0		47.6	43.1
2/2/2024	6:50	45.6			47.6	43.3
2/2/2024	6:55	43.4			45.9	40.9
2/2/2024	23:03	40.4	42.5	39.8	42.2	38.2
2/2/2024	23:08	39.7			41.1	38.0
2/2/2024	23:13	39.1			41.2	37.0
2/2/2024	23:18	40.6	39.9		42.1	39.1
2/2/2024	23:23	39.7			41.5	38.0
2/2/2024	23:28	39.4			40.8	37.8
2/2/2024	23:33	39.6	39.9	39.8	41.2	37.7
2/2/2024	23:38	40.1			42.0	38.5
2/2/2024	23:43	39.9			41.5	37.6
2/2/2024	23:48	39.2	39.7		40.7	37.7
2/2/2024	23:53	39.4			41.7	37.0
2/2/2024	23:58	40.3			42.5	38.3
		Mean	41.0	40.9		
		Maximum	45.1	45.1		
		Minimum	38.1	38.1		

Station: SSNV_M2

Date	Start Time	Leq (5mins)	Leq (15mins)	Leq (30mins)	L10 (5mins)	L90 (5mins)
3/2/2024	0:03	39.1			40.9	37.6
3/2/2024	0:08	38.7	38.5		40.0	36.9
3/2/2024	0:13	37.4		38.7	38.9	36.0
3/2/2024	0:18	39.1			40.5	37.1
3/2/2024	0:23	39.7	39.0		41.3	38.4
3/2/2024	0:28	38.0			39.3	36.7
3/2/2024	0:33	39.4			41.2	37.9
3/2/2024	0:38	37.9	38.4		39.3	36.1
3/2/2024	0:43	37.6		38.5	38.8	36.5
3/2/2024	0:48	38.9			40.0	37.4
3/2/2024	0:53	39.1	38.6		40.7	37.9
3/2/2024	0:58	37.5			39.3	36.3
3/2/2024	1:03	38.2			39.9	36.5
3/2/2024	1:08	38.5	38.3		39.8	37.0
3/2/2024	1:13	38.1		38.3	39.5	36.7
3/2/2024	1:18	38.6			40.1	37.5
3/2/2024	1:23	38.4	38.3		39.6	37.1
3/2/2024	1:28	38.0			39.2	36.4
3/2/2024	1:33	38.0			39.3	36.9
3/2/2024	1:38	38.4	38.3		39.6	36.7
3/2/2024	1:43	38.6		38.4	39.8	36.9
3/2/2024	1:48	39.0			40.3	37.9
3/2/2024	1:53	37.6	38.4		38.8	36.4
3/2/2024	1:58	38.5			40.0	37.1
3/2/2024	2:03	38.3			39.7	36.7
3/2/2024	2:08	38.4	39.0		39.7	37.3
3/2/2024	2:13	40.1		39.1	41.5	38.4
3/2/2024	2:18	38.3			39.7	36.9
3/2/2024	2:23	39.6	39.1		40.7	38.3
3/2/2024	2:28	39.4			40.5	38.1
3/2/2024	2:33	39.6			41.1	38.5
3/2/2024	2:38	38.9	39.3		40.0	37.2
3/2/2024	2:43	39.4		39.6	40.5	38.3
3/2/2024	2:48	40.7			42.4	39.4
3/2/2024	2:53	38.5	39.8		40.2	37.0
3/2/2024	2:58	40.0			41.3	38.7
3/2/2024	3:03	41.5			42.9	39.9
3/2/2024	3:08	41.0	40.7		42.7	39.6
3/2/2024	3:13	39.4		40.7	40.8	37.7
3/2/2024	3:18	41.3			42.7	39.7
3/2/2024	3:23	39.3	40.8		40.7	38.1
3/2/2024	3:28	41.4			42.7	40.2
3/2/2024	3:33	40.0			41.7	38.3
3/2/2024	3:38	40.8	40.1		42.4	39.1
3/2/2024	3:43	39.5		40.7	40.6	38.4
3/2/2024	3:48	40.7			42.2	39.5
3/2/2024	3:53	40.9	41.2		42.4	39.4
3/2/2024	3:58	41.9			43.4	40.2
3/2/2024	4:03	40.2			41.9	38.5
3/2/2024	4:08	40.6	40.7		42.4	39.0
3/2/2024	4:13	41.3		41.2	42.9	39.5
3/2/2024	4:18	42.0			43.9	40.1
3/2/2024	4:23	41.3	41.6		42.8	39.5
3/2/2024	4:28	41.4			43.2	39.5
3/2/2024	4:33	40.9			42.8	39.4
3/2/2024	4:38	39.9	41.1		41.7	38.3
3/2/2024	4:43	42.3		41.0	43.9	40.8
3/2/2024	4:48	40.3			41.8	38.9
3/2/2024	4:53	40.6	40.9		42.1	39.2
3/2/2024	4:58	41.7			43.4	39.9
3/2/2024	5:03	44.8			46.5	43.1
3/2/2024	5:08	43.0	44.2		44.9	41.1
3/2/2024	5:13	44.7		44.0	46.6	42.6
3/2/2024	5:18	43.3			45.5	41.5
3/2/2024	5:23	43.8	43.7		45.9	42.1
3/2/2024	5:28	43.9			45.8	42.2
3/2/2024	5:33	44.4			46.5	42.4
3/2/2024	5:38	43.3	44.1		45.1	41.6
3/2/2024	5:43	44.4		43.6	46.1	42.7
3/2/2024	5:48	43.9			45.8	41.8
3/2/2024	5:53	42.7	43.1		44.9	40.6
3/2/2024	5:58	42.6			44.4	40.6
3/2/2024	6:03	44.1			46.6	42.0
3/2/2024	6:08	45.6	44.6		48.0	43.0
3/2/2024	6:13	43.8		44.5	46.3	41.3
3/2/2024	6:18	44.8			47.1	42.6
3/2/2024	6:23	44.2	44.3		46.5	42.0
3/2/2024	6:28	44.0			46.3	41.6
3/2/2024	6:33	43.8			45.9	41.8
3/2/2024	6:38	45.6	44.5		47.9	43.2
3/2/2024	6:43	44.0		44.9	45.9	41.5
3/2/2024	6:48	45.8			48.3	43.3
3/2/2024	6:53	44.5	45.2		46.6	42.1
3/2/2024	6:58	45.3			47.7	42.9
3/2/2024	23:03	40.5			42.7	39.0
3/2/2024	23:08	39.4	39.8		41.1	37.1
3/2/2024	23:13	39.5		39.9	41.4	38.0
3/2/2024	23:18	39.0			40.9	37.4
3/2/2024	23:23	40.6	40.0		42.4	39.2
3/2/2024	23:28	40.1			42.0	38.4
3/2/2024	23:33	40.3			42.2	38.5
3/2/2024	23:38	39.3	39.6		41.6	37.9
3/2/2024	23:43	39.1		39.2	40.5	36.7
3/2/2024	23:48	39.4			41.8	37.1
3/2/2024	23:53	39.0	38.7		40.8	37.1
3/2/2024	23:58	37.4			39.2	35.8
		Mean	40.8	40.8		
		Maximum	45.2	44.9		
		Minimum	38.3	38.3		

Date	Start Time	Leq (5mins)	Leq (15mins)	Leq (30mins)	L10 (5mins)	L90 (5mins)
4/2/2024	0:03	38.2			40.1	37.0
4/2/2024	0:08	39.0	39.0		40.1	37.5
4/2/2024	0:13	39.7		38.9	40.8	38.0
4/2/2024	0:18	39.2			40.4	37.3
4/2/2024	0:23	38.2	38.8		39.4	36.2
4/2/2024	0:28	39.0			40.6	37.2
4/2/2024	0:33	38.6			40.6	37.2
4/2/2024	0:38	38.6	38.9		40.4	36.8
4/2/2024	0:43	39.4		39.1	40.9	37.9
4/2/2024	0:48	39.6			41.0	38.1
4/2/2024	0:53	38.8	39.2		40.2	37.1
4/2/2024	0:58	39.2			40.4	37.9
4/2/2024	1:03	38.4			39.8	36.7
4/2/2024	1:08	38.7	38.2		40.2	37.2
4/2/2024	1:13	37.4		38.4	38.8	36.1
4/2/2024	1:18	38.7			40.3	37.4
4/2/2024	1:23	39.1	38.6		40.5	37.7
4/2/2024	1:28	37.9			39.4	36.8
4/2/2024	1:33	38.1			39.8	36.4
4/2/2024	1:38	38.2	38.2		39.7	37.1
4/2/2024	1:43	38.3		38.4	39.8	36.7
4/2/2024	1:48	37.5			39.2	36.2
4/2/2024	1:53	38.3	38.6		39.6	36.8
4/2/2024	1:58	39.6			41.2	38.1
4/2/2024	2:03	39.7			41.1	38.4
4/2/2024	2:08	38.3	38.9		39.5	36.7
4/2/2024	2:13	38.5		39.1	40.1	37.0
4/2/2024	2:18	38.4			39.9	37.0
4/2/2024	2:23	39.9	39.2		41.1	38.7
4/2/2024	2:28	39.3			41.0	38.0
4/2/2024	2:33	39.4			40.8	37.9
4/2/2024	2:38	39.9	39.4		41.6	38.3
4/2/2024	2:43	39.0		40.1	40.4	37.5
4/2/2024	2:48	40.0			41.2	38.4
4/2/2024	2:53	40.6	40.7		41.9	39.0
4/2/2024	2:58	41.3			42.8	40.1
4/2/2024	3:03	39.1			40.4	37.5
4/2/2024	3:08	40.5	40.6		41.9	39.0
4/2/2024	3:13	41.7		40.8	43.4	40.1
4/2/2024	3:18	41.9			43.1	40.4
4/2/2024	3:23	39.6	41.0		41.2	38.1
4/2/2024	3:28	41.3			42.4	39.7
4/2/2024	3:33	39.1			40.3	37.7
4/2/2024	3:38	40.3	40.2		42.0	39.0
4/2/2024	3:43	41.1		40.0	42.2	39.7
4/2/2024	3:48	39.6			40.7	38.2
4/2/2024	3:53	40.3	39.8		42.0	38.9
4/2/2024	3:58	39.3			40.8	37.9
4/2/2024	4:03	42.7			44.4	40.8
4/2/2024	4:08	41.0	42.3		42.7	39.5
4/2/2024	4:13	42.9		41.7	44.4	41.0
4/2/2024	4:18	39.1			40.7	37.5
4/2/2024	4:23	40.0	40.9		41.9	38.4
4/2/2024	4:28	42.8			44.3	41.0
4/2/2024	4:33	42.1			43.6	40.7
4/2/2024	4:38	39.3	41.1		41.2	37.4
4/2/2024	4:43	41.4		41.5	42.8	39.6
4/2/2024	4:48	40.4			42.2	38.5
4/2/2024	4:53	42.0	41.9		43.9	40.1
4/2/2024	4:58	43.0			44.9	41.2
4/2/2024	5:03	43.6			45.4	41.7
4/2/2024	5:08	44.7	44.4		46.8	42.5
4/2/2024	5:13	44.8		44.3	46.7	42.8
4/2/2024	5:18	44.6			46.7	42.6
4/2/2024	5:23	44.1	44.1		46.1	42.0
4/2/2024	5:28	43.7			45.8	42.0
4/2/2024	5:33	43.3			45.4	41.4
4/2/2024	5:38	42.9	43.6		44.8	41.1
4/2/2024	5:43	44.5		43.7	46.2	42.7
4/2/2024	5:48	43.3			45.0	41.6
4/2/2024	5:53	43.1	43.8		45.0	40.9
4/2/2024	5:58	44.7			46.9	42.5
4/2/2024	6:03	43.9			46.0	42.0
4/2/2024	6:08	43.7	43.9		46.0	41.8
4/2/2024	6:13	44.0		44.5	45.9	41.7
4/2/2024	6:18	45.9			47.9	43.3
4/2/2024	6:23	44.7	45.1		47.0	42.2
4/2/2024	6:28	44.7			47.3	42.8
4/2/2024	6:33	45.3			47.6	43.4
4/2/2024	6:38	44.9	45.2		46.8	43.0
4/2/2024	6:43	45.4		45.5	47.6	42.8
4/2/2024	6:48	45.3			47.9	43.3
4/2/2024	6:53	44.3	45.8		46.3	41.8
4/2/2024	6:58	47.2			50.3	44.9
4/2/2024	23:03	39.9			42.3	37.6
4/2/2024	23:08	39.0	39.6		41.0	37.4
4/2/2024	23:13	39.9		39.8	41.9	37.5
4/2/2024	23:18	39.7			41.9	37.3
4/2/2024	23:23	40.5	40.0		42.0	38.8
4/2/2024	23:28	39.7			41.8	37.8
4/2/2024	23:33	39.0			40.8	36.7
4/2/2024	23:38	39.4	39.1		41.7	37.0
4/2/2024	23:43	39.0		39.2	40.9	36.9
4/2/2024	23:48	40.1			42.2	38.1
4/2/2024	23:53	38.4	39.3		39.9	36.5
4/2/2024	23:58	39.3			41.0	37.4
		Mean	40.9	40.9		
		Maximum	45.8	45.5		
		Minimum	38.2	38.4		

Station: SSNV_M2

Date	Start Time	Leq (5mins)	Leq (15mins)	Leq (30mins)	L10 (5mins)	L90 (5mins)
5/2/2024	0:03	38.9	39.0	38.7	40.8	37.7
5/2/2024	0:08	39.5			41.5	38.3
5/2/2024	0:13	38.6			40.0	37.5
5/2/2024	0:18	39.1	38.4		41.0	37.4
5/2/2024	0:23	38.5			40.4	37.3
5/2/2024	0:28	37.6			39.2	35.9
5/2/2024	0:33	37.5	38.1	38.1	39.5	36.2
5/2/2024	0:38	38.8			40.7	37.6
5/2/2024	0:43	38.0			39.8	36.2
5/2/2024	0:48	38.1	38.0		39.5	36.1
5/2/2024	0:53	37.6			38.7	36.2
5/2/2024	0:58	38.3			40.0	36.8
5/2/2024	1:03	37.6	38.2	38.1	38.8	36.1
5/2/2024	1:08	38.6			40.2	37.4
5/2/2024	1:13	38.4			39.9	37.0
5/2/2024	1:18	37.7	38.0		39.4	36.1
5/2/2024	1:23	38.3			40.0	36.9
5/2/2024	1:28	38.1			39.2	36.9
5/2/2024	1:33	38.3	38.6	38.9	39.9	36.8
5/2/2024	1:38	38.6			40.2	37.0
5/2/2024	1:43	38.8			40.1	37.4
5/2/2024	1:48	37.7	39.1		39.2	36.3
5/2/2024	1:53	39.5			40.7	38.3
5/2/2024	1:58	39.9			41.6	38.6
5/2/2024	2:03	39.3	39.6	39.6	40.4	38.2
5/2/2024	2:08	39.8			41.1	38.6
5/2/2024	2:13	39.6			41.1	38.3
5/2/2024	2:18	39.6	39.7		41.2	38.2
5/2/2024	2:23	39.8			41.4	38.6
5/2/2024	2:28	39.6			40.9	38.1
5/2/2024	2:33	39.7	39.7	40.1	41.4	38.4
5/2/2024	2:38	39.0			40.5	37.8
5/2/2024	2:43	40.3			41.5	38.9
5/2/2024	2:48	40.5	40.5		42.2	38.9
5/2/2024	2:53	41.1			42.7	40.0
5/2/2024	2:58	39.9			41.5	38.2
5/2/2024	3:03	41.1	40.2	40.5	42.7	39.6
5/2/2024	3:08	39.9			41.5	38.2
5/2/2024	3:13	39.3			40.9	38.1
5/2/2024	3:18	39.6	40.8		40.9	38.2
5/2/2024	3:23	40.6			42.1	39.2
5/2/2024	3:28	41.8			43.2	40.2
5/2/2024	3:33	41.4	40.9	40.7	42.8	40.0
5/2/2024	3:38	40.4			41.5	39.2
5/2/2024	3:43	40.8			42.4	39.7
5/2/2024	3:48	40.9	40.6		42.3	39.3
5/2/2024	3:53	40.8			42.7	39.4
5/2/2024	3:58	39.9			41.4	38.3
5/2/2024	4:03	41.9	41.3	41.0	43.6	40.4
5/2/2024	4:08	41.9			43.7	40.3
5/2/2024	4:13	39.7			41.1	38.0
5/2/2024	4:18	41.9	40.7		43.4	40.1
5/2/2024	4:23	39.6			41.3	37.8
5/2/2024	4:28	40.2			41.9	38.4
5/2/2024	4:33	42.6	41.4	42.0	44.1	40.8
5/2/2024	4:38	41.1			42.5	39.5
5/2/2024	4:43	40.1			41.9	38.6
5/2/2024	4:48	41.1	42.6		42.6	39.2
5/2/2024	4:53	43.6			45.5	41.9
5/2/2024	4:58	42.7			44.9	41.0
5/2/2024	5:03	42.8	42.9	43.3	44.5	40.7
5/2/2024	5:08	43.4			45.1	41.5
5/2/2024	5:13	42.3			44.2	40.5
5/2/2024	5:18	43.7	43.7		45.9	41.8
5/2/2024	5:23	44.4			46.5	42.6
5/2/2024	5:28	43.0			44.8	40.9
5/2/2024	5:33	42.4	43.3	43.7	44.1	40.4
5/2/2024	5:38	44.2			46.4	42.4
5/2/2024	5:43	43.2			45.1	41.5
5/2/2024	5:48	42.7	44.1		44.6	40.9
5/2/2024	5:53	43.7			46.2	41.5
5/2/2024	5:58	45.4			48.0	43.1
5/2/2024	6:03	45.4	45.0	45.1	47.8	42.9
5/2/2024	6:08	44.8			46.8	42.4
5/2/2024	6:13	44.8			47.1	42.2
5/2/2024	6:18	45.0	45.3		47.6	42.9
5/2/2024	6:23	45.0			47.2	43.1
5/2/2024	6:28	45.8			47.8	43.7
5/2/2024	6:33	45.4	44.9	44.8	47.5	43.2
5/2/2024	6:38	45.2			47.7	43.3
5/2/2024	6:43	44.0			46.0	41.8
5/2/2024	6:48	45.6	44.8		48.2	43.0
5/2/2024	6:53	44.5			47.9	42.1
5/2/2024	6:58	44.1			46.6	42.0
5/2/2024	23:04	40.4	39.5	39.9	42.8	39.0
5/2/2024	23:09	39.0			41.0	37.5
5/2/2024	23:14	38.8			40.8	36.5
5/2/2024	23:19	39.8	40.3		41.2	38.1
5/2/2024	23:24	40.5			42.0	38.5
5/2/2024	23:29	40.5			41.9	38.2
5/2/2024	23:34	39.3	39.8	39.4	41.1	37.8
5/2/2024	23:39	40.6			42.1	38.9
5/2/2024	23:44	39.3			40.8	37.6
5/2/2024	23:49	39.9	39.1		42.3	37.6
5/2/2024	23:54	39.4			40.6	38.3
5/2/2024	23:59	37.6			39.0	36.0
		Mean	40.9	40.9		
		Maximum	45.3	45.1		
		Minimum	38.0	38.1		

Date	Start Time	Leq (5mins)	Leq (15mins)	Leq (30mins)	L10 (5mins)	L90 (5mins)
6/2/2024	0:04	39.7	38.3	38.5	41.7	38.1
6/2/2024	0:09	37.5			39.5	36.2
6/2/2024	0:14	37.4			39.1	36.0
6/2/2024	0:19	39.5	38.6		41.0	37.9
6/2/2024	0:24	37.2			39.0	35.5
6/2/2024	0:29	38.7			40.1	36.7
6/2/2024	0:34	38.2	38.5	38.2	39.6	36.5
6/2/2024	0:39	37.5			39.2	35.9
6/2/2024	0:44	39.6			40.9	37.7
6/2/2024	0:49	37.5	37.8		39.2	36.4
6/2/2024	0:54	38.1			39.2	36.6
6/2/2024	0:59	37.9			39.2	36.4
6/2/2024	1:04	38.1	38.4	38.3	39.8	37.0
6/2/2024	1:09	39.2			40.4	38.0
6/2/2024	1:14	37.9			39.2	36.2
6/2/2024	1:19	38.2	38.2		39.8	36.5
6/2/2024	1:24	38.4			40.1	37.1
6/2/2024	1:29	38.0			39.4	36.4
6/2/2024	1:34	37.8	38.4	38.6	39.1	36.1
6/2/2024	1:39	39.0			40.2	37.6
6/2/2024	1:44	38.3			39.4	36.7
6/2/2024	1:49	38.9	38.7		40.5	37.8
6/2/2024	1:54	38.6			39.8	37.0
6/2/2024	1:59	38.7			40.2	37.5
6/2/2024	2:04	40.0	39.4	39.4	41.2	38.5
6/2/2024	2:09	39.2			40.6	37.5
6/2/2024	2:14	38.9			40.6	37.6
6/2/2024	2:19	40.1	39.5		41.3	38.6
6/2/2024	2:24	38.8			40.4	37.5
6/2/2024	2:29	39.4			40.8	37.8
6/2/2024	2:34	40.5	40.0	40.4	41.8	38.9
6/2/2024	2:39	39.7			41.2	38.3
6/2/2024	2:44	39.6			41.0	38.4
6/2/2024	2:49	39.6	40.8		41.2	38.3
6/2/2024	2:54	40.6			42.2	39.3
6/2/2024	2:59	41.9			43.3	40.3
6/2/2024	3:04	41.5	41.5	41.2	42.9	39.8
6/2/2024	3:09	41.5			42.9	40.0
6/2/2024	3:14	41.6			42.9	40.3
6/2/2024	3:19	41.8	40.9		43.3	40.2
6/2/2024	3:24	40.2			41.5	39.1
6/2/2024	3:29	40.5			41.7	39.2
6/2/2024	3:34	39.5	39.4	40.1	40.9	38.2
6/2/2024	3:39	39.5			40.6	37.9
6/2/2024	3:44	39.3			40.4	37.8
6/2/2024	3:49	41.2	40.6		42.4	39.9
6/2/2024	3:54	40.9			42.7	39.3
6/2/2024	3:59	39.6			41.1	37.9
6/2/2024	4:04	42.7	41.6	42.0	44.5	41.0
6/2/2024	4:09	41.9			43.7	40.3
6/2/2024	4:14	39.8			41.7	38.1
6/2/2024	4:19	42.9	42.3		44.6	41.2
6/2/2024	4:24	41.8			43.5	40.4
6/2/2024	4:29	42.1			44.0	40.2
6/2/2024	4:34	40.2	40.8	41.7	41.9	38.4
6/2/2024	4:39	41.6			43.2	40.2
6/2/2024	4:44	40.4			42.1	38.6
6/2/2024	4:49	41.4	42.4		42.8	39.6
6/2/2024	4:54	42.6			44.4	40.7
6/2/2024	4:59	43.0			45.2	41.0
6/2/2024	5:04	44.0	44.3	44.0	46.2	42.2
6/2/2024	5:09	44.3			46.3	42.6
6/2/2024	5:14	44.5			46.5	42.6
6/2/2024	5:19	44.1	43.8		46.2	42.4
6/2/2024	5:24	43.7			45.8	41.9
6/2/2024	5:29	43.6			45.6	41.9
6/2/2024	5:34	43.2	43.4	43.9	45.3	41.1
6/2/2024	5:39	44.0			45.8	42.2
6/2/2024	5:44	42.8			44.7	40.7
6/2/2024	5:49	44.7	44.4		46.8	42.9
6/2/2024	5:54	43.7			46.1	41.8
6/2/2024	5:59	44.7			47.3	42.6
6/2/2024	6:04	44.8	45.0	45.3	47.4	42.5
6/2/2024	6:09	44.9			47.1	42.3
6/2/2024	6:14	45.2			47.6	42.8
6/2/2024	6:19	45.9	45.7		48.4	44.0
6/2/2024	6:24	45.1			47.4	43.2
6/2/2024	6:29	46.0			48.6	43.4
6/2/2024	6:34	45.8	45.2	45.5	48.2	43.2
6/2/2024	6:39	43.8			45.9	41.7
6/2/2024	6:44	45.7			47.8	43.3
6/2/2024	6:49	45.6	45.8		47.7	43.7
6/2/2024	6:54	44.5			46.9	41.7
6/2/2024	6:59	47.0			49.4	43.8
6/2/2024	23:04	40.5	40.0	39.7	42.8	38.9
6/2/2024	23:09	39.5			41.3	37.9
6/2/2024	23:14	39.8			41.9	38.2
6/2/2024	23:19	38.7	39.5		41.1	36.4
6/2/2024	23:24	39.3			41.6	37.7
6/2/2024	23:29	40.3			41.9	38.9
6/2/2024	23:34	39.1	39.5	39.2	40.8	37.1
6/2/2024	23:39	40.3			42.1	38.7
6/2/2024	23:44	38.9			40.8	37.2
6/2/2024	23:49	39.1	38.9		41.1	38.0
6/2/2024	23:54	38.8			40.8	36.9
6/2/2024	23:59	38.8			40.8	37.2
		Mean	41.0	41.0		
		Maximum	45.8	45.5		
		Minimum	37.8	38.2		

Station: SSNV_M2

Date	Start Time	Leq (5mins)	Leq (15mins)	Leq (30mins)	L10 (5mins)	L90 (5mins)
7/2/2024	0:04	39.5			41.3	37.5
7/2/2024	0:09	37.5	38.7		39.1	35.6
7/2/2024	0:14	38.9		38.6	40.8	37.3
7/2/2024	0:19	39.5			40.6	38.0
7/2/2024	0:24	37.2	38.5		38.9	35.9
7/2/2024	0:29	38.4			39.6	37.3
7/2/2024	0:34	38.0			39.4	36.3
7/2/2024	0:39	39.0	38.5		40.9	37.6
7/2/2024	0:44	38.5		38.8	40.4	37.3
7/2/2024	0:49	39.2			40.3	38.1
7/2/2024	0:54	39.2	39.0		40.6	37.7
7/2/2024	0:59	38.5			39.8	37.1
7/2/2024	1:04	38.2			39.5	36.9
7/2/2024	1:09	38.5	38.3		39.6	36.8
7/2/2024	1:14	38.2		38.2	39.8	36.9
7/2/2024	1:19	37.6			38.7	36.3
7/2/2024	1:24	39.2	38.1		40.7	38.0
7/2/2024	1:29	37.4			38.7	35.7
7/2/2024	1:34	37.5			38.6	36.0
7/2/2024	1:39	37.6	37.7		39.3	36.5
7/2/2024	1:44	38.1		39.0	39.7	36.9
7/2/2024	1:49	40.2			41.5	39.1
7/2/2024	1:54	39.3	40.0		40.6	37.7
7/2/2024	1:59	40.5			42.0	39.0
7/2/2024	2:04	39.2			40.7	37.7
7/2/2024	2:09	38.7	39.2		39.9	37.4
7/2/2024	2:14	39.6		39.6	40.8	38.0
7/2/2024	2:19	40.3			42.0	38.9
7/2/2024	2:24	40.0	39.9		41.7	38.9
7/2/2024	2:29	39.4			40.8	37.8
7/2/2024	2:34	40.7			41.9	39.4
7/2/2024	2:39	39.3	40.1		40.7	38.2
7/2/2024	2:44	40.2		40.1	41.8	38.5
7/2/2024	2:49	40.3			42.0	38.8
7/2/2024	2:54	40.3	40.0		41.5	39.2
7/2/2024	2:59	39.5			40.9	38.1
7/2/2024	3:04	40.2			41.9	39.0
7/2/2024	3:09	39.8	40.0		41.2	38.4
7/2/2024	3:14	40.0		40.4	41.3	38.6
7/2/2024	3:19	41.4			42.9	39.7
7/2/2024	3:24	40.7	40.7		41.9	39.3
7/2/2024	3:29	39.8			41.3	38.2
7/2/2024	3:34	39.2			40.3	38.1
7/2/2024	3:39	40.3	39.8		41.4	38.7
7/2/2024	3:44	39.9		40.4	41.0	38.8
7/2/2024	3:49	41.5			43.3	39.9
7/2/2024	3:54	39.1	40.9		41.0	37.4
7/2/2024	3:59	41.6			43.1	39.9
7/2/2024	4:04	41.7			43.5	40.3
7/2/2024	4:09	42.7	41.8		44.4	41.0
7/2/2024	4:14	40.8		41.5	42.5	38.9
7/2/2024	4:19	41.0			42.8	39.6
7/2/2024	4:24	40.6	41.3		42.3	39.0
7/2/2024	4:29	42.1			44.0	40.4
7/2/2024	4:34	40.3			42.2	38.6
7/2/2024	4:39	39.9	40.0		41.4	38.5
7/2/2024	4:44	39.7		41.7	41.3	37.8
7/2/2024	4:49	42.8			44.6	41.0
7/2/2024	4:54	42.3	42.9		44.5	40.5
7/2/2024	4:59	43.4			45.4	41.4
7/2/2024	5:04	43.5			45.5	41.3
7/2/2024	5:09	43.8	43.7		45.8	41.6
7/2/2024	5:14	43.9		43.8	46.1	42.2
7/2/2024	5:19	44.5			46.4	42.8
7/2/2024	5:24	44.2	43.9		46.1	42.3
7/2/2024	5:29	42.9			44.9	40.8
7/2/2024	5:34	43.4			45.3	41.2
7/2/2024	5:39	43.6	43.5		45.5	41.6
7/2/2024	5:44	43.5		43.7	45.7	41.3
7/2/2024	5:49	43.8			45.7	41.9
7/2/2024	5:54	44.0	43.9		46.1	41.7
7/2/2024	5:59	43.8			46.4	41.7
7/2/2024	6:04	45.7			47.7	43.4
7/2/2024	6:09	45.7	45.6		47.6	43.2
7/2/2024	6:14	45.4		45.1	47.7	43.3
7/2/2024	6:19	44.8			47.4	42.6
7/2/2024	6:24	44.9	44.5		47.2	42.7
7/2/2024	6:29	43.7			45.7	41.8
7/2/2024	6:34	44.6			47.1	42.7
7/2/2024	6:39	45.4	44.9		47.5	43.5
7/2/2024	6:44	44.6		45.6	47.2	42.7
7/2/2024	6:49	47.4			49.7	44.2
7/2/2024	6:54	43.6	46.3		46.8	40.9
7/2/2024	6:59	47.0			49.4	44.9

Date	Start Time	Leq (5mins)	Leq (15mins)	Leq (30mins)	L10 (5mins)	L90 (5mins)
8/2/2024	0:02	37.9			39.3	35.9
8/2/2024	0:07	38.1	38.0		40.0	36.5
8/2/2024	0:12	38.1		38.1	39.7	36.3
8/2/2024	0:17	38.5			40.2	37.2
8/2/2024	0:22	38.6	38.3		40.0	37.0
8/2/2024	0:27	37.6			39.1	35.7
8/2/2024	0:32	38.4			40.2	36.6
8/2/2024	0:37	39.6	38.9		40.9	37.8
8/2/2024	0:42	38.6		38.5	39.9	36.7
8/2/2024	0:47	37.8			39.4	36.6
8/2/2024	0:52	37.9	38.0		39.7	36.1
8/2/2024	0:57	38.3			39.7	36.4
8/2/2024	1:02	37.8			39.4	36.4
8/2/2024	1:07	37.7	38.0		38.8	36.5
8/2/2024	1:12	38.5		37.9	39.6	36.8
8/2/2024	1:17	38.0			39.2	36.4
8/2/2024	1:22	37.6	37.8		38.7	36.5
8/2/2024	1:27	37.9			39.2	36.4
8/2/2024	1:32	39.0			40.1	37.4
8/2/2024	1:37	38.4	38.8		40.0	37.0
8/2/2024	1:42	39.1		39.4	40.2	37.9
8/2/2024	1:47	38.8			40.4	37.2
8/2/2024	1:52	40.1	39.9		41.8	38.7
8/2/2024	1:57	40.6			41.9	38.9
8/2/2024	2:02	39.4			40.7	37.7
8/2/2024	2:07	39.3	39.1		40.5	37.7
8/2/2024	2:12	38.7		39.5	39.8	37.1
8/2/2024	2:17	40.2			41.3	38.5
8/2/2024	2:22	40.2	39.8		41.4	39.1
8/2/2024	2:27	38.7			40.4	37.1
8/2/2024	2:32	40.5			42.1	38.8
8/2/2024	2:37	40.6	40.6		42.2	39.5
8/2/2024	2:42	40.7		40.5	42.0	39.3
8/2/2024	2:47	40.5			42.2	38.8
8/2/2024	2:52	41.3	40.4		43.0	39.8
8/2/2024	2:57	39.2			40.5	37.9
8/2/2024	3:02	40.9			42.3	39.6
8/2/2024	3:07	40.6	41.1		41.7	39.1
8/2/2024	3:12	41.7		40.9	43.1	40.2
8/2/2024	3:17	39.4			40.5	38.2
8/2/2024	3:22	41.1	40.7		42.4	39.8
8/2/2024	3:27	41.4			42.5	40.2
8/2/2024	3:32	39.7			41.3	38.4
8/2/2024	3:37	40.6	40.1		42.1	39.0
8/2/2024	3:42	40.1		41.1	41.2	38.6
8/2/2024	3:47	41.0			42.2	39.4
8/2/2024	3:52	42.1	41.9		43.8	40.6
8/2/2024	3:57	42.5			43.7	40.9
8/2/2024	4:02	42.6			44.5	40.9
8/2/2024	4:07	42.2	42.3		43.6	40.7
8/2/2024	4:12	42.2		41.7	44.1	40.8
8/2/2024	4:17	42.4			43.8	40.7
8/2/2024	4:22	40.3	41.0		41.8	38.5
8/2/2024	4:27	39.8			41.3	37.9
8/2/2024	4:32	40.4			42.2	38.7
8/2/2024	4:37	42.5	41.3		44.3	40.7
8/2/2024	4:42	40.8		42.1	42.6	39.3
8/2/2024	4:47	41.8			43.6	40.4
8/2/2024	4:52	42.5	42.8		44.2	40.7
8/2/2024	4:57	43.8			45.7	42.0
8/2/2024	5:02	43.3			45.3	41.3
8/2/2024	5:07	44.7	44.1		46.7	42.7
8/2/2024	5:12	44.3		43.9	46.4	42.2
8/2/2024	5:17	44.8			46.5	42.7
8/2/2024	5:22	42.3	43.6		44.5	40.2
8/2/2024	5:27	43.4			45.5	41.7
8/2/2024	5:32	44.3			46.2	42.3
8/2/2024	5:37	44.8	44.0		46.9	42.7
8/2/2024	5:42	42.5		44.3	44.5	40.6
8/2/2024	5:47	44.5			46.2	42.8
8/2/2024	5:52	43.7	44.6		45.9	41.6
8/2/2024	5:57	45.4			47.3	43.6
8/2/2024	6:02	44.0			46.5	41.5
8/2/2024	6:07	45.8	44.9		48.0	43.8
8/2/2024	6:12	44.6		45.1	46.6	42.5
8/2/2024	6:17	45.8			48.4	43.4
8/2/2024	6:22	44.8	45.4		47.2	42.3
8/2/2024	6:27	45.5			48.1	42.9
8/2/2024	6:32	45.4			48.0	43.5
8/2/2024	6:37	43.9	44.5		46.5	41.9
8/2/2024	6:42	44.0		45.3	46.6	41.5
8/2/2024	6:47	45.5			47.7	43.0
8/2/2024	6:52	47.7	46.1		50.0	45.4
8/2/2024	6:57	44.3			46.6	41.7

Date	Start Time	Leq (5mins)	Leq (15mins)	Leq (30mins)	L10 (5mins)	L90 (5mins)
7/2/2024	23:02	40.4			41.8	38.2
7/2/2024	23:07	40.4	40.4		42.7	38.1
7/2/2024	23:12	40.5		40.2	42.8	38.3
7/2/2024	23:17	40.4			41.9	38.6
7/2/2024	23:22	40.0	39.9		41.9	38.4
7/2/2024	23:27	39.3			40.7	37.8
7/2/2024	23:32	40.5			42.9	38.5
7/2/2024	23:37	39.2	39.6		41.1	37.8
7/2/2024	23:42	38.9		39.2	40.9	37.5
7/2/2024	23:47	40.5			42.8	38.2
7/2/2024	23:52	37.9	38.8		40.2	36.1
7/2/2024	23:57	37.4			39.1	35.2
		Mean	41.0	41.0		
		Maximum	46.3	45.6		
		Minimum	37.7	38.2		

Date	Start Time	Leq (5mins)	Leq (15mins)	Leq (30mins)	L10 (5mins)	L90 (5mins)
8/2/2024	23:02	38.8			40.9	36.5
8/2/2024	23:07	39.4	39.2		41.8	37.0
8/2/2024	23:12	39.3		39.6	41.7	37.0
8/2/2024	23:17	38.9			41.2	36.5
8/2/2024	23:22	40.6	40.1		42.8	39.2
8/2/2024	23:27	40.5			42.4	38.2
8/2/2024	23:32	38.8			41.2	37.3
8/2/2024	23:37	40.5	39.5		42.9	38.5
8/2/2024	23:42	39.0		39.0	40.7	37.0
8/2/2024	23:47	37.7			39.6	35.7
8/2/2024	23:52	38.7	38.5		40.3	36.8
8/2/2024	23:57	39.1			40.3	37.8
		Mean	41.0	41.1		
		Maximum	46.1	45.3		
		Minimum	37.8	37.9		

Station: SSNV_M2

Date	Start Time	Leq (5mins)	Leq (15mins)	Leq (30mins)	L10 (5mins)	L90 (5mins)
9/2/2024	0:02	38.1	38.8	38.8	40.0	36.1
9/2/2024	0:07	38.6			39.8	37.4
9/2/2024	0:12	39.6			41.2	38.3
9/2/2024	0:17	38.5	38.7		40.0	36.8
9/2/2024	0:22	38.9			40.6	37.7
9/2/2024	0:27	38.7			39.9	37.3
9/2/2024	0:32	37.6	38.2	38.3	38.8	35.6
9/2/2024	0:37	37.9			39.4	36.5
9/2/2024	0:42	39.0			40.2	37.2
9/2/2024	0:47	38.0	38.4		39.7	36.5
9/2/2024	0:52	38.3			40.3	36.3
9/2/2024	0:57	38.9			40.4	37.7
9/2/2024	1:02	39.0	38.5	38.5	40.5	37.3
9/2/2024	1:07	38.1			39.5	36.5
9/2/2024	1:12	38.3			39.7	37.1
9/2/2024	1:17	38.4	38.5		39.7	37.3
9/2/2024	1:22	38.0			39.5	36.4
9/2/2024	1:27	39.0			40.4	37.7
9/2/2024	1:32	39.2	38.2	38.8	40.5	38.1
9/2/2024	1:37	37.5			39.0	36.1
9/2/2024	1:42	37.8			39.3	36.7
9/2/2024	1:47	39.1	39.3		40.4	37.6
9/2/2024	1:52	37.7			38.9	36.4
9/2/2024	1:57	40.7			41.9	39.4
9/2/2024	2:02	40.0	40.1	39.9	41.6	38.4
9/2/2024	2:07	40.6			41.7	39.4
9/2/2024	2:12	39.8			41.1	38.5
9/2/2024	2:17	39.0	39.7		40.5	37.4
9/2/2024	2:22	40.7			42.2	39.6
9/2/2024	2:27	39.1			40.8	37.5
9/2/2024	2:32	39.4	39.5	39.3	40.9	37.9
9/2/2024	2:37	38.6			39.7	37.1
9/2/2024	2:42	40.3			41.9	39.0
9/2/2024	2:47	38.3	39.1		39.5	37.2
9/2/2024	2:52	38.6			39.7	37.1
9/2/2024	2:57	40.1			41.6	38.7
9/2/2024	3:02	40.6	40.1	40.5	41.7	39.3
9/2/2024	3:07	39.3			40.9	37.6
9/2/2024	3:12	40.4			42.0	38.9
9/2/2024	3:17	41.4	40.8		43.1	39.9
9/2/2024	3:22	41.4			42.8	39.7
9/2/2024	3:27	39.4			41.1	38.0
9/2/2024	3:32	41.8	41.0	40.6	43.5	40.2
9/2/2024	3:37	41.1			42.5	39.5
9/2/2024	3:42	39.8			41.1	38.4
9/2/2024	3:47	40.2	40.2		41.5	38.5
9/2/2024	3:52	40.6			41.8	39.0
9/2/2024	3:57	39.6			41.1	37.8
9/2/2024	4:02	41.2	40.5	41.3	42.6	39.3
9/2/2024	4:07	39.4			40.8	37.8
9/2/2024	4:12	40.6			42.1	39.0
9/2/2024	4:17	42.9	42.0		44.6	41.1
9/2/2024	4:22	40.7			42.3	38.8
9/2/2024	4:27	42.0			43.6	40.4
9/2/2024	4:32	42.6	42.1	41.8	44.1	40.8
9/2/2024	4:37	41.8			43.4	40.0
9/2/2024	4:42	41.8			43.2	40.2
9/2/2024	4:47	40.8	41.5		42.3	39.2
9/2/2024	4:52	39.3			40.8	37.5
9/2/2024	4:57	43.4			45.3	41.4
9/2/2024	5:02	43.6	43.4	43.6	45.4	41.5
9/2/2024	5:07	43.0			45.2	40.9
9/2/2024	5:12	43.6			45.5	41.4
9/2/2024	5:17	44.2	43.7		46.1	42.0
9/2/2024	5:22	43.9			45.7	41.9
9/2/2024	5:27	42.9			44.6	40.8
9/2/2024	5:32	44.1	43.8	44.0	46.0	41.9
9/2/2024	5:37	43.2			45.2	41.3
9/2/2024	5:42	44.1			46.3	42.0
9/2/2024	5:47	43.9	44.2		45.8	41.9
9/2/2024	5:52	43.6			45.5	41.7
9/2/2024	5:57	45.1			47.1	43.2
9/2/2024	6:02	43.7	44.5	45.0	46.2	41.6
9/2/2024	6:07	44.0			46.5	41.7
9/2/2024	6:12	45.5			47.6	43.1
9/2/2024	6:17	45.4	45.5		47.3	43.5
9/2/2024	6:22	45.2			47.4	42.6
9/2/2024	6:27	45.8			47.8	43.2
9/2/2024	6:32	45.6	44.5	45.0	47.6	43.3
9/2/2024	6:37	43.8			46.4	41.5
9/2/2024	6:42	43.7			45.9	41.7
9/2/2024	6:47	45.3	45.4		47.7	42.9
9/2/2024	6:52	45.9			48.0	43.3
9/2/2024	6:57	45.0			48.0	42.0
		Mean	41.1	41.1		
		Maximum	45.5	45.0		
		Minimum	38.2	38.3		

Summary of Noise Monitoring Results during 23:00 - 07:00 on the next day at SSNV_M2		
	Leq (15mins)	**Leq (30mins)**
Mean	40.8	40.9
Maximum	46.3	45.6
Minimum	37.7	37.9

Appendix 3-34 Baseline Noise Monitoring Data – 07:00 - 19:00 at SSNV_M3

Station: SSNV_M3

Date	Start Time	Leq (5mins)	Leq (30mins)	L10 (5mins)	L90 (5mins)
26/1/2024	10:59	58.5		62.1	54.9
26/1/2024	11:04	62.4		65.1	59.3
26/1/2024	11:09	60.4	60.1	63.3	57.7
26/1/2024	11:14	61.2		64.2	58.1
26/1/2024	11:19	59.1		61.7	56.9
26/1/2024	11:24	56.9		60.4	54.2
26/1/2024	11:29	51.1		53.6	48.9
26/1/2024	11:34	53.7		57.3	50.2
26/1/2024	11:39	57.4	59.0	60.8	54.8
26/1/2024	11:44	55.4		57.6	52.2
26/1/2024	11:49	59.4		62.0	56.3
26/1/2024	11:54	64.1		67.4	61.6
26/1/2024	11:59	52.2		56.1	48.5
26/1/2024	12:04	52.4		54.8	48.9
26/1/2024	12:09	53.8	55.3	57.4	50.5
26/1/2024	12:14	52.9		55.6	50.3
26/1/2024	12:19	57.6		61.1	54.1
26/1/2024	12:24	58.2		61.4	54.9
26/1/2024	12:29	56.6		59.5	53.4
26/1/2024	12:34	54.1		56.5	51.3
26/1/2024	12:39	54.0	54.9	57.8	50.6
26/1/2024	12:44	54.6		57.7	50.9
26/1/2024	12:49	52.8		55.7	50.4
26/1/2024	12:54	56.1		58.5	52.3
26/1/2024	12:59	57.3		60.5	53.5
26/1/2024	13:04	60.4		63.8	56.8
26/1/2024	13:09	63.6	60.0	66.8	60.6
26/1/2024	13:14	58.2		61.0	55.7
26/1/2024	13:19	59.8		63.3	57.3
26/1/2024	13:24	55.6		59.0	52.5
26/1/2024	13:29	52.4		54.9	48.8
26/1/2024	13:34	52.8		55.7	49.4
26/1/2024	13:39	55.7	57.5	59.0	52.0
26/1/2024	13:44	56.8		59.7	53.9
26/1/2024	13:49	60.0		63.4	56.7
26/1/2024	13:54	60.8		63.4	57.5
26/1/2024	13:59	55.4		58.6	51.8
26/1/2024	14:04	52.7		55.5	49.5
26/1/2024	14:09	52.6	53.7	55.6	48.7
26/1/2024	14:14	53.7		57.3	51.3
26/1/2024	14:19	53.8		57.3	50.2
26/1/2024	14:24	53.4		56.5	50.8
26/1/2024	14:29	53.8		56.7	51.3
26/1/2024	14:34	57.4		60.2	54.4
26/1/2024	14:39	54.0	54.4	56.5	50.3
26/1/2024	14:44	53.3		57.0	50.2
26/1/2024	14:49	50.7		54.0	48.2
26/1/2024	14:54	54.4		57.1	50.6
26/1/2024	14:59	50.8		54.5	47.0
26/1/2024	15:04	53.7		57.3	49.8
26/1/2024	15:09	52.4	52.9	56.0	49.7
26/1/2024	15:14	50.5		53.4	47.9
26/1/2024	15:19	55.0		57.6	52.1
26/1/2024	15:24	53.5		57.3	50.2
26/1/2024	15:29	51.0		54.5	48.0
26/1/2024	15:34	52.2		56.0	48.6
26/1/2024	15:39	52.2	53.0	55.9	49.4
26/1/2024	15:44	56.1		59.5	52.9
26/1/2024	15:49	53.4		57.1	50.1
26/1/2024	15:54	50.4		53.6	47.5
26/1/2024	15:59	50.4		53.9	47.5
26/1/2024	16:04	49.3		52.6	45.9
26/1/2024	16:09	49.1	49.3	52.6	45.3
26/1/2024	16:14	48.8		51.5	46.0
26/1/2024	16:19	48.9		52.8	44.5
26/1/2024	16:24	49.0		52.6	45.8
26/1/2024	16:29	53.1		56.4	49.4
26/1/2024	16:34	53.4		56.7	50.5
26/1/2024	16:39	48.6	51.0	51.2	46.0
26/1/2024	16:44	48.7		52.1	44.3
26/1/2024	16:49	49.1		51.7	45.7
26/1/2024	16:54	50.6		54.4	47.5
26/1/2024	16:59	49.0		53.9	45.8
26/1/2024	17:04	48.8		53.0	46.1
26/1/2024	17:09	48.5	48.5	51.2	45.9
26/1/2024	17:14	48.4		52.3	43.6
26/1/2024	17:19	48.2		51.1	43.7
26/1/2024	17:24	48.1		52.7	43.8
26/1/2024	17:29	48.3		51.8	44.4
26/1/2024	17:34	48.2		51.5	44.2
26/1/2024	17:39	51.1	50.8	54.0	47.4
26/1/2024	17:44	52.4		55.5	48.2
26/1/2024	17:49	52.6		55.2	49.9
26/1/2024	17:54	50.2		54.5	45.7
26/1/2024	17:59	50.6		54.9	46.5
26/1/2024	18:04	48.8		52.5	46.2
26/1/2024	18:09	48.4	49.1	51.3	45.0
26/1/2024	18:14	48.3		50.9	44.4
26/1/2024	18:19	49.3		52.1	46.6
26/1/2024	18:24	48.7		52.0	45.6
26/1/2024	18:29	46.1		50.0	42.6
26/1/2024	18:34	47.0		51.3	43.8
26/1/2024	18:39	47.5	46.7	51.6	43.4
26/1/2024	18:44	47.2		51.9	43.2
26/1/2024	18:49	46.3		49.6	42.0
26/1/2024	18:54	45.6		50.0	41.5
26/1/2024	18:59	46.0		49.6	42.2
		Mean	53.5		
		Maximum	60.1		
		Minimum	46.7		

Date	Start Time	Leq (5mins)	Leq (30mins)	L10 (5mins)	L90 (5mins)
27/1/2024	7:04	41.7		44.6	39.1
27/1/2024	7:09	42.8		45.0	39.6
27/1/2024	7:14	46.5	44.6	48.8	43.8
27/1/2024	7:19	46.1		49.3	43.8
27/1/2024	7:24	42.2		44.8	39.3
27/1/2024	7:29	45.9		48.7	42.9
27/1/2024	7:34	43.9		46.7	41.7
27/1/2024	7:39	43.2		46.0	40.5
27/1/2024	7:44	43.4	44.2	45.8	40.4
27/1/2024	7:49	45.5		48.8	42.2
27/1/2024	7:54	44.4		46.7	42.3
27/1/2024	7:59	44.6		47.8	41.4
27/1/2024	8:04	44.0		46.1	41.8
27/1/2024	8:09	45.4		48.0	42.9
27/1/2024	8:14	46.5	46.9	49.6	44.4
27/1/2024	8:19	48.2		51.0	45.9
27/1/2024	8:24	47.7		50.4	45.4
27/1/2024	8:29	48.0		51.2	44.8
27/1/2024	8:34	46.8		49.1	44.0
27/1/2024	8:39	48.7		51.5	46.4
27/1/2024	8:44	48.4	48.0	51.0	46.1
27/1/2024	8:49	47.8		50.0	45.7
27/1/2024	8:54	47.7		50.4	44.3
27/1/2024	8:59	48.1		50.9	45.7
27/1/2024	9:04	48.2		51.7	45.1
27/1/2024	9:09	47.9		51.1	45.3
27/1/2024	9:14	47.7	49.8	50.5	44.5
27/1/2024	9:19	51.1		54.5	48.2
27/1/2024	9:24	51.2		54.1	48.8
27/1/2024	9:29	51.1		54.2	47.9
27/1/2024	9:34	49.3		52.3	45.9
27/1/2024	9:39	48.1		51.3	44.7
27/1/2024	9:44	50.2	48.9	53.7	47.0
27/1/2024	9:49	47.2		50.7	43.8
27/1/2024	9:54	47.7		50.7	44.1
27/1/2024	9:59	50.2		52.5	48.0
27/1/2024	10:04	48.8		52.2	45.7
27/1/2024	10:09	50.6		52.9	48.2
27/1/2024	10:14	53.3	51.7	55.8	50.7
27/1/2024	10:18	53.3		55.7	50.4
27/1/2024	10:23	51.9		54.5	49.6
27/1/2024	10:28	50.4		52.6	47.1
27/1/2024	10:33	53.4		55.8	50.4
27/1/2024	10:38	51.4		54.8	48.1
27/1/2024	10:43	51.1	51.8	53.8	47.7
27/1/2024	10:48	50.5		54.1	46.9
27/1/2024	10:53	50.9		53.7	47.3
27/1/2024	10:58	52.9		55.3	50.5
27/1/2024	11:03	54.3		57.9	51.5
27/1/2024	11:08	55.6		58.7	51.8
27/1/2024	11:13	57.5	55.3	61.1	54.7
27/1/2024	11:18	54.9		57.8	51.9
27/1/2024	11:23	53.6		56.8	50.3
27/1/2024	11:28	54.9		57.7	51.6
27/1/2024	11:33	52.3		55.3	49.5
27/1/2024	11:38	54.2		57.3	52.0
27/1/2024	11:43	52.9	55.6	55.9	50.6
27/1/2024	11:48	58.7		60.9	55.1
27/1/2024	11:53	57.2		60.0	55.0
27/1/2024	11:58	54.8		57.7	52.4
27/1/2024	12:03	55.3		58.9	51.6
27/1/2024	12:08	55.7		58.1	53.3
27/1/2024	12:13	51.3	54.3	54.0	48.0
27/1/2024	12:18	55.1		58.1	51.8
27/1/2024	12:23	54.5		58.2	52.1
27/1/2024	12:28	52.5		55.5	48.6
27/1/2024	12:33	54.7		58.5	51.3
27/1/2024	12:38	54.4		57.6	51.0
27/1/2024	12:43	52.2	53.5	55.1	49.1
27/1/2024	12:48	52.1		55.1	48.5
27/1/2024	12:53	55.4		58.0	53.0
27/1/2024	12:58	50.5		54.2	46.7
27/1/2024	13:03	50.3		53.3	47.5
27/1/2024	13:08	51.9		54.5	49.1
27/1/2024	13:13	53.7	53.4	56.8	51.1
27/1/2024	13:18	52.2		55.3	48.3
27/1/2024	13:23	56.9		59.9	53.5
27/1/2024	13:28	52.3		55.8	49.4
27/1/2024	13:33	54.3		57.4	50.5
27/1/2024	13:38	55.6		59.4	52.7
27/1/2024	13:43	53.0	55.1	56.4	49.8
27/1/2024	13:48	52.9		56.4	50.5
27/1/2024	13:53	56.7		59.5	52.9
27/1/2024	13:58	56.7		60.2	52.8
27/1/2024	14:03	55.9		58.6	52.8
27/1/2024	14:08	53.3		57.2	50.2
27/1/2024	14:13	55.5	55.0	59.2	51.8
27/1/2024	14:18	56.8		59.8	54.4
27/1/2024	14:23	54.8		57.4	52.0
27/1/2024	14:28	52.5		56.0	49.6
27/1/2024	14:33	56.3		59.0	52.9
27/1/2024	14:38	58.6		61.5	55.1
27/1/2024	14:43	56.3	57.0	59.5	53.7
27/1/2024	14:48	57.3		60.1	53.4
27/1/2024	14:53	53.6		57.1	51.1
27/1/2024	14:58	58.2		61.9	55.6
27/1/2024	15:03	52.4		55.6	48.9
27/1/2024	15:08	58.0		60.6	55.1
27/1/2024	15:13	57.0	56.4	60.4	53.9
27/1/2024	15:18	54.9		58.7	51.7
27/1/2024	15:23	56.8		60.7	53.6
27/1/2024	15:28	57.4		61.4	53.7
27/1/2024	15:33	56.8		59.8	52.6
27/1/2024	15:38	55.1		59.2	51.5
27/1/2024	15:43	55.5	56.7	59.5	52.9
27/1/2024	15:48	59.6		62.5	55.7
27/1/2024	15:53	55.2		57.9	52.1
27/1/2024	15:58	55.8		58.9	52.9
27/1/2024	16:03	56.5		59.2	52.1
27/1/2024	16:08	57.5		61.2	54.2
27/1/2024	16:13	57.3	57.8	60.8	54.7
27/1/2024	16:18	60.2		63.8	56.2
27/1/2024	16:23	56.8		61.0	54.2
27/1/2024	16:28	57.4		60.0	54.5
27/1/2024	16:33	59.7		62.6	56.4
27/1/2024	16:38	56.7		59.7	54.0
27/1/2024	16:43	59.3	58.6	63.5	55.5
27/1/2024	16:48	57.1		60.5	53.6
27/1/2024	16:53	56.7		59.4	52.5
27/1/2024	16:58	60.4		63.0	56.2
27/1/2024	17:03	57.8		62.1	54.4
27/1/2024	17:08	53.5		56.8	49.1
27/1/2024	17:13	56.1	55.2	60.2	51.4
27/1/2024	17:18	54.8		59.7	50.3
27/1/2024	17:23	53.2		56.2	49.1
27/1/2024	17:28	53.7		57.2	49.2
27/1/2024	17:33	56.4		61.0	53.8
27/1/2024	17:38	54.4		57.7	50.9
27/1/2024	17:43	53.5	54.9	58.2	49.4
27/1/2024	17:48	53.9		58.2	49.2
27/1/2024	17:53	56.6		59.2	53.1
27/1/2024	17:58	53.2		57.3	50.6
27/1/2024	18:03	55.1		58.7	50.7
27/1/2024	18:08	50.7		54.9	47.4
27/1/2024	18:13	52.3	52.1	56.7	47.6
27/1/2024	18:18	51.8		54.4	47.5
27/1/2024	18:23	50.7		53.7	46.6
27/1/2024	18:28	50.1		52.8	46.8
27/1/2024	18:33	50.6		53.2	47.4
27/1/2024	18:38	51.7		54.3	48.3
27/1/2024	18:43	50.1	50.4	54.5	45.9
27/1/2024	18:48	50.7		53.6	47.3
27/1/2024	18:53	49.5		52.2	46.1
27/1/2024	18:58	49.6		52.7	45.8
		Mean	52.8		
		Maximum	58.6		
		Minimum	44.2		

Date	Start Time	Leq (5mins)	Leq (30mins)	L10 (5mins)	L90 (5mins)
28/1/2024	7:03	44.4		47.8	41.4
28/1/2024	7:08	44.3		47.4	42.1
28/1/2024	7:13	42.4	45.8	45.5	40.2
28/1/2024	7:18	45.7		48.3	43.0
28/1/2024	7:23	47.7		50.2	45.5
28/1/2024	7:28	47.7		50.5	45.5
28/1/2024	7:33	47.0		49.4	44.2
28/1/2024	7:38	45.8		48.8	43.3
28/1/2024	7:43	46.2	46.8	48.5	44.0
28/1/2024	7:48	45.6		48.3	43.4
28/1/2024	7:53	46.5		49.1	43.8
28/1/2024	7:58	48.7		52.0	46.0
28/1/2024	8:03	46.5		48.9	44.0
28/1/2024	8:08	47.5		49.9	45.0
28/1/2024	8:13	48.1	47.8	50.9	45.8
28/1/2024	8:18	47.8		50.3	44.9
28/1/2024	8:23	48.6		51.6	45.8
28/1/2024	8:28	47.8		50.5	44.7
28/1/2024	8:33	48.1		51.2	45.2
28/1/2024	8:38	51.1		53.3	48.2
28/1/2024	8:43	49.2	49.4	51.3	46.1
28/1/2024	8:48	47.4		49.7	45.1
28/1/2024	8:53	51.3		54.1	48.9
28/1/2024	8:58	47.3		50.0	45.0
28/1/2024	9:03	47.2		50.2	44.8
28/1/2024	9:08	50.1		52.8	46.9
28/1/2024	9:13	50.0	50.8	52.8	46.8
28/1/2024	9:18	51.2		54.5	48.3
28/1/2024	9:23	51.2		54.4	48.6
28/1/2024	9:28	53.2		56.4	50.3
28/1/2024	9:33	51.1		53.9	48.7
28/1/2024	9:38	52.4		55.7	49.0
28/1/2024	9:43	50.7	52.2	53.5	47.5
28/1/2024	9:48	53.5		56.1	50.6
28/1/2024	9:53	54.0		57.0	50.5
28/1/2024	9:58	50.3		53.1	46.9
28/1/2024	10:03	52.2		54.9	49.2
28/1/2024	10:08	52.8		55.6	50.5
28/1/2024	10:13	54.3	52.9	57.5	51.8
28/1/2024	10:18	52.4		54.8	48.9
28/1/2024	10:23	53.5		56.9	50.1
28/1/2024	10:28	51.9		54.5	48.7
28/1/2024	10:33	53.4		56.5	50.3
28/1/2024	10:38	54.7		57.7	52.0
28/1/2024	10:43	54.8	54.5	58.4	51.8
28/1/2024	10:48	53.9		56.1	51.2
28/1/2024	10:53	53.9		56.7	50.2
28/1/2024	10:58	55.9		59.4	52.3
28/1/2024	11:03	53.1		55.8	50.2
28/1/2024	11:08	55.7		58.6	52.5
28/1/2024	11:13	56.5	55.1	59.5	53.2
28/1/2024	11:18	54.0		57.2	51.3
28/1/2024	11:23	56.1		59.1	52.7
28/1/2024	11:28	54.3		56.9	50.8
28/1/2024	11:33	52.3		54.7	50.1
28/1/2024	11:38	55.3		57.6	51.8
28/1/2024	11:43	52.9	54.3	55.6	50.1
28/1/2024	11:48	56.0		58.4	53.3
28/1/2024	11:53	54.0		57.2	51.1
28/1/2024	11:58	54.4		56.8	51.0
28/1/2024	12:03	56.2		58.5	53.8
28/1/2024	12:08	52.6		55.9	48.7
28/1/2024	12:13	53.7	54.1	56.8	50.9
28/1/2024	12:18	53.7		57.6	49.9
28/1/2024	12:23	52.5		55.9	50.1
28/1/2024	12:28	54.6		58.2	51.2
28/1/2024	12:33	55.5		59.4	53.1
28/1/2024	12:38	50.6		54.0	47.5
28/1/2024	12:43	54.4	54.1	57.4	51.7
28/1/2024	12:48	54.0		57.3	51.5
28/1/2024	12:53	55.6		59.1	53.1
28/1/2024	12:58	52.4		55.3	48.5
28/1/2024	13:03	52.6		55.8	48.8
28/1/2024	13:08	52.1		55.8	49.2
28/1/2024	13:13	51.1	52.7	54.6	48.5
28/1/2024	13:18	54.2		57.9	50.8
28/1/2024	13:23	50.7		54.3	47.5
28/1/2024	13:28	54.3		56.9	50.9
28/1/2024	13:33	51.3		54.9	48.2
28/1/2024	13:38	50.7		53.7	47.8
28/1/2024	13:43	55.3	53.4	59.0	51.4
28/1/2024	13:48	53.2		56.9	49.6
28/1/2024	13:53	54.5		57.0	52.1
28/1/2024	13:58	53.5		57.0	49.9
28/1/2024	14:03	55.0		58.4	51.6
28/1/2024	14:08	53.4		56.4	50.1
28/1/2024	14:13	56.4	56.2	59.0	52.9
28/1/2024	14:18	57.7		60.5	54.4
28/1/2024	14:23	57.7		61.5	54.2
28/1/2024	14:28	55.3		58.3	51.4
28/1/2024	14:33	57.0		60.1	53.7
28/1/2024	14:38	54.2		57.6	50.3
28/1/2024	14:43	54.5	55.3	58.2	51.7
28/1/2024	14:48	52.4		56.0	49.1
28/1/2024	14:53	57.8		61.2	54.9
28/1/2024	14:58	53.6		56.3	51.0
28/1/2024	15:03	52.6		56.8	48.9
28/1/2024	15:08	52.5		55.2	49.7
28/1/2024	15:13	53.7	55.6	57.6	50.8
28/1/2024	15:18	58.4		61.6	55.5
28/1/2024	15:23	53.2		57.1	49.7
28/1/2024	15:28	58.4		61.0	55.6
28/1/2024	15:33	53.6		57.6	49.9
28/1/2024	15:38	56.9		59.7	53.8
28/1/2024	15:43	55.2	56.0	58.9	51.5
28/1/2024	15:48	53.1		56.4	50.5
28/1/2024	15:53	57.4		61.5	54.2
28/1/2024	15:58	57.8		61.5	54.0
28/1/2024	16:03	58.1		61.1	54.1
28/1/2024	16:08	58.6		62.9	55.4
28/1/2024	16:13	55.2	57.1	58.7	52.5
28/1/2024	16:18	57.9		61.9	53.8
28/1/2024	16:23	55.6		58.2	52.0
28/1/2024	16:28	55.9		59.4	51.5
28/1/2024	16:33	55.6		58.5	53.0
28/1/2024	16:38	57.8		61.8	54.8
28/1/2024	16:43	57.6	56.3	61.7	53.2
28/1/2024	16:48	55.7		59.2	52.0
28/1/2024	16:53	55.1		59.5	50.8
28/1/2024	16:58	55.4		59.4	52.0
28/1/2024	17:03	55.9		59.5	52.7
28/1/2024	17:08	59.8		63.0	56.1
28/1/2024	17:13	56.8	58.5	59.7	52.6
28/1/2024	17:18	57.5		60.6	53.3
28/1/2024	17:23	59.7		64.5	56.7
28/1/2024	17:28	59.8		64.2	56.9
28/1/2024	17:33	58.6		62.1	56.0
28/1/2024	17:38	57.5		61.4	54.0
28/1/2024	17:43	59.3	59.3	62.0	55.1
28/1/2024	17:48	59.7		64.4	54.9
28/1/2024	17:53	60.0		63.0	56.7
28/1/2024	17:58	60.3		63.8	56.8
28/1/2024	18:03	59.2		63.8	56.1
28/1/2024	18:08	56.4		60.2	53.8
28/1/2024	18:13	52.7	55.8	56.5	49.4
28/1/2024	18:18	54.4		57.9	50.6
28/1/2024	18:23	52.8		57.4	49.6
28/1/2024	18:28	55.7		59.8	52.6
28/1/2024	18:33	53.2		57.0	49.5
28/1/2024	18:38	53.4		57.4	49.1
28/1/2024	18:43	55.9	54.4	60.1	53.0
28/1/2024	18:48	56.3		61.0	52.4
28/1/2024	18:53	53.1		56.5	49.9
28/1/2024	18:58	53.1		56.8	48.7
		Mean	53.7		
		Maximum	59.3		
		Minimum	45.8		

Station: SSNV M3

Date	Start Time	Leq (5mins)	Leq (30mins)	L10 (5mins)	L90 (5mins)
29/1/2024	7:03	41.1		44.4	38.0
29/1/2024	7:08	45.1		47.5	42.2
29/1/2024	7:13	42.6	44.2	45.1	40.5
29/1/2024	7:18	45.5		48.4	42.6
29/1/2024	7:23	45.0		48.2	41.9
29/1/2024	7:28	44.3		46.6	42.2
29/1/2024	7:33	43.1		45.3	40.2
29/1/2024	7:38	46.1		49.0	42.9
29/1/2024	7:43	45.2	44.9	48.0	42.9
29/1/2024	7:48	45.7		48.8	42.6
29/1/2024	7:53	44.9		47.8	41.9
29/1/2024	7:58	43.7		46.7	41.2
29/1/2024	8:03	45.1		48.2	42.1
29/1/2024	8:08	47.2		50.1	44.1
29/1/2024	8:13	45.6	47.0	48.5	42.7
29/1/2024	8:18	48.2		51.4	45.6
29/1/2024	8:23	47.9		50.0	44.9
29/1/2024	8:28	47.3		50.2	44.6
29/1/2024	8:33	46.8		49.2	44.6
29/1/2024	8:38	46.8		49.2	44.0
29/1/2024	8:43	45.9	46.9	48.7	42.7
29/1/2024	8:48	47.2		50.1	44.4
29/1/2024	8:53	47.6		50.7	44.4
29/1/2024	8:58	46.8		49.3	43.8
29/1/2024	9:03	45.7		48.5	43.3
29/1/2024	9:08	51.2		54.1	48.6
29/1/2024	9:13	49.2	49.4	51.9	45.7
29/1/2024	9:18	49.6		52.3	46.3
29/1/2024	9:23	48.0		51.3	44.5
29/1/2024	9:28	50.5		53.1	47.4
29/1/2024	9:33	50.1		52.5	46.8
29/1/2024	9:38	47.4		50.2	44.0
29/1/2024	9:43	51.1	50.1	53.6	48.4
29/1/2024	9:48	51.8		54.8	48.7
29/1/2024	9:53	49.8		52.9	47.3
29/1/2024	9:58	49.3		52.1	46.3
29/1/2024	10:03	48.3		51.3	45.2
29/1/2024	10:08	51.5		54.1	49.2
29/1/2024	10:13	50.8	51.8	53.2	47.6
29/1/2024	10:18	54.1		57.6	51.1
29/1/2024	10:23	52.6		55.7	50.3
29/1/2024	10:28	51.4		54.6	47.8
29/1/2024	10:33	54.3		57.0	51.4
29/1/2024	10:38	50.2		52.8	47.1
29/1/2024	10:43	53.9	52.9	56.4	50.4
29/1/2024	10:48	52.5		55.6	49.3
29/1/2024	10:53	52.6		55.6	48.9
29/1/2024	10:58	52.6		55.6	49.4
29/1/2024	11:03	54.4		57.6	50.7
29/1/2024	11:08	53.0		56.8	49.8
29/1/2024	11:13	53.2	54.4	56.9	49.9
29/1/2024	11:18	56.3		59.9	53.4
29/1/2024	11:23	55.7		58.3	53.0
29/1/2024	11:28	52.2		54.6	48.7
29/1/2024	11:33	56.4		59.4	54.1
29/1/2024	11:38	52.7		56.3	49.7
29/1/2024	11:43	56.8	55.1	60.4	53.5
29/1/2024	11:48	52.6		56.4	48.8
29/1/2024	11:53	56.2		58.9	53.5
29/1/2024	11:58	53.9		57.5	50.1
29/1/2024	12:03	53.4		56.3	50.4
29/1/2024	12:08	54.5		57.0	52.2
29/1/2024	12:13	54.8		58.1	50.9
29/1/2024	12:22	55.9		58.6	52.7
29/1/2024	12:27	54.3		56.6	51.5
29/1/2024	12:32	55.4		57.8	52.6
29/1/2024	12:37	52.6		56.2	49.1
29/1/2024	12:42	54.6	54.2	57.9	51.8
29/1/2024	12:47	52.4		55.4	48.7
29/1/2024	12:52	52.9		56.0	49.9
29/1/2024	12:57	55.8		59.1	52.3
29/1/2024	13:02	52.6		55.2	48.8
29/1/2024	13:07	56.3		59.9	53.9
29/1/2024	13:12	53.3	53.8	55.7	49.7
29/1/2024	13:17	53.4		56.9	50.0
29/1/2024	13:22	54.2		57.2	50.8
29/1/2024	13:27	51.7		55.1	48.3
29/1/2024	13:32	54.1		58.0	50.4
29/1/2024	13:37	52.1		54.6	49.0
29/1/2024	13:42	54.2	52.9	57.6	51.7
29/1/2024	13:47	51.0		54.7	48.2
29/1/2024	13:52	54.1		57.4	50.3
29/1/2024	13:57	50.6		53.3	47.1
29/1/2024	14:02	52.1		55.5	48.8
29/1/2024	14:07	51.3		54.2	48.8
29/1/2024	14:12	50.6	53.0	53.9	47.3
29/1/2024	14:17	54.9		57.4	52.3
29/1/2024	14:22	55.3		58.4	52.2
29/1/2024	14:27	51.6		54.5	48.9
29/1/2024	14:32	51.1		53.8	48.6
29/1/2024	14:37	54.9		57.8	52.1
29/1/2024	14:42	55.3	54.7	59.0	51.5
29/1/2024	14:47	53.3		56.5	50.5
29/1/2024	14:52	56.5		59.3	53.7
29/1/2024	14:57	55.0		57.8	51.6
29/1/2024	15:02	57.2		60.9	53.6
29/1/2024	15:07	52.5		56.1	49.9
29/1/2024	15:12	57.4	55.6	60.4	54.0
29/1/2024	15:17	53.2		57.2	50.5
29/1/2024	15:22	56.9		59.8	53.0
29/1/2024	15:27	53.6		56.5	50.7
29/1/2024	15:32	57.9		60.7	54.1
29/1/2024	15:37	57.5		61.7	53.3
29/1/2024	15:42	52.9	57.1	56.8	49.0
29/1/2024	15:47	56.9		59.9	52.9
29/1/2024	15:52	56.9		60.1	53.4
29/1/2024	15:57	58.4		61.8	54.6
29/1/2024	16:02	58.4		62.0	54.6
29/1/2024	16:07	55.6		58.6	51.6
29/1/2024	16:12	57.2	58.2	61.4	54.1
29/1/2024	16:17	59.1		62.5	56.4
29/1/2024	16:22	59.5		63.0	55.6
29/1/2024	16:27	58.3		62.4	54.8
29/1/2024	16:32	55.3		58.4	52.0
29/1/2024	16:37	55.4		59.6	52.4
29/1/2024	16:42	55.0	56.1	58.5	52.1
29/1/2024	16:47	56.2		59.8	52.4
29/1/2024	16:52	57.3		60.2	53.1
29/1/2024	16:57	57.1		60.1	54.4
29/1/2024	17:02	59.2		62.6	54.3
29/1/2024	17:07	58.4		61.8	54.0
29/1/2024	17:12	58.7	58.2	63.6	54.4
29/1/2024	17:17	56.3		60.6	53.0
29/1/2024	17:22	58.9		62.9	55.4
29/1/2024	17:27	57.2		60.5	53.6
29/1/2024	17:32	60.7		63.9	57.8
29/1/2024	17:37	58.2		60.8	55.2
29/1/2024	17:42	57.1	58.5	61.2	52.8
29/1/2024	17:47	57.3		61.5	54.6
29/1/2024	17:52	56.6		59.5	51.9
29/1/2024	17:57	59.5		64.4	55.4
29/1/2024	18:02	57.4		61.9	53.1
29/1/2024	18:07	56.8		60.5	52.5
29/1/2024	18:12	58.0	56.2	62.1	53.8
29/1/2024	18:17	56.1		59.5	52.6
29/1/2024	18:22	53.4		56.8	50.6
29/1/2024	18:27	53.4		56.7	50.0
29/1/2024	18:32	55.1		59.2	52.3
29/1/2024	18:37	55.4		58.2	50.7
29/1/2024	18:42	56.2	55.9	60.4	53.4
29/1/2024	18:47	56.8		60.6	52.3
29/1/2024	18:52	56.4		59.1	51.8
29/1/2024	18:57	55.3		57.9	50.7
		Mean	53.1		
		Maximum	58.5		
		Minimum	44.2		

Date	Start Time	Leq (5mins)	Leq (30mins)	L10 (5mins)	L90 (5mins)
30/1/2024	7:02	42.4		45.0	40.1
30/1/2024	7:07	45.0		47.9	42.5
30/1/2024	7:12	42.4	43.4	44.6	39.8
30/1/2024	7:17	43.4		45.5	40.1
30/1/2024	7:22	43.5		46.9	40.7
30/1/2024	7:27	43.4		46.7	40.1
30/1/2024	7:32	42.3		45.1	39.5
30/1/2024	7:37	45.0		48.0	42.4
30/1/2024	7:42	42.8	44.4	45.9	39.5
30/1/2024	7:47	43.1		45.8	39.9
30/1/2024	7:52	45.6		49.0	42.2
30/1/2024	7:57	46.2		48.3	43.5
30/1/2024	8:02	48.3		51.5	45.9
30/1/2024	8:07	46.3		49.3	44.1
30/1/2024	8:12	48.8	47.3	51.4	46.2
30/1/2024	8:17	46.1		49.3	43.3
30/1/2024	8:22	47.7		50.5	45.2
30/1/2024	8:27	45.5		47.6	42.8
30/1/2024	8:32	48.6		50.9	46.5
30/1/2024	8:37	47.6		50.2	44.7
30/1/2024	8:42	46.3	47.6	49.3	43.9
30/1/2024	8:47	48.6		51.7	45.5
30/1/2024	8:52	46.4		48.7	44.2
30/1/2024	8:57	47.7		50.6	44.9
30/1/2024	9:02	49.7		53.1	46.6
30/1/2024	9:07	49.4		52.2	45.9
30/1/2024	9:12	50.8	49.7	54.2	47.8
30/1/2024	9:17	50.8		53.8	48.4
30/1/2024	9:22	49.3		52.0	45.9
30/1/2024	9:27	47.3		50.8	44.4
30/1/2024	9:32	50.9		54.1	47.4
30/1/2024	9:37	47.4		50.8	44.4
30/1/2024	9:42	47.7	49.5	50.7	45.0
30/1/2024	9:47	50.0		52.7	46.5
30/1/2024	9:52	50.5		53.1	47.6
30/1/2024	9:57	49.4		52.1	46.4
30/1/2024	10:02	52.8		55.3	49.5
30/1/2024	10:07	52.5		55.9	50.2
30/1/2024	10:12	51.3	52.1	54.1	47.7
30/1/2024	10:17	52.2		54.8	48.9
30/1/2024	10:22	52.6		55.4	49.9
30/1/2024	10:27	50.9		53.4	47.9
30/1/2024	10:32	53.6		57.1	51.1
30/1/2024	10:37	50.8		54.3	48.4
30/1/2024	10:42	52.8	52.4	55.9	49.6
30/1/2024	10:47	51.9		55.0	48.6
30/1/2024	10:52	51.4		55.1	48.8
30/1/2024	10:57	53.3		56.7	50.7
30/1/2024	11:02	53.4		56.7	50.4
30/1/2024	11:07	54.1		56.6	51.7
30/1/2024	11:12	56.4	54.6	59.5	54.0
30/1/2024	11:17	51.7		54.4	48.3
30/1/2024	11:22	55.9		58.3	53.4
30/1/2024	11:27	54.5		57.5	50.7
30/1/2024	11:32	56.5		59.5	52.9
30/1/2024	11:37	56.2		60.0	52.8
30/1/2024	11:42	51.8	54.9	55.3	49.3
30/1/2024	11:47	52.5		56.0	49.8
30/1/2024	11:52	53.6		56.4	50.4
30/1/2024	11:57	56.3		59.6	53.6
30/1/2024	12:02	56.6		60.1	53.9
30/1/2024	12:07	52.7		56.1	49.1
30/1/2024	12:12	54.0	54.6	56.6	50.2
30/1/2024	12:17	54.8		58.2	52.5
30/1/2024	12:22	55.1		58.4	51.6
30/1/2024	12:27	52.9		55.8	50.3
30/1/2024	12:32	52.8		55.9	50.3
30/1/2024	12:37	54.7		57.9	50.8
30/1/2024	12:42	55.3	54.6	58.3	52.9
30/1/2024	12:47	55.1		58.0	52.0
30/1/2024	12:52	56.2		58.5	53.1
30/1/2024	12:57	52.1		54.6	48.4
30/1/2024	13:02	55.1		57.5	51.4
30/1/2024	13:07	55.7		58.7	53.0
30/1/2024	13:12	55.2	55.0	58.0	52.8
30/1/2024	13:17	55.1		58.3	51.3
30/1/2024	13:22	55.2		58.8	51.6
30/1/2024	13:27	53.6		57.4	50.6
30/1/2024	13:32	54.7		57.8	51.5
30/1/2024	13:37	52.7		56.2	49.6
30/1/2024	13:42	50.2	54.6	54.1	47.0
30/1/2024	13:47	55.7		59.3	52.9
30/1/2024	13:52	53.3		56.6	50.3
30/1/2024	13:57	57.6		60.8	54.5
30/1/2024	14:02	53.7		56.8	50.3
30/1/2024	14:07	52.5		55.5	48.9
30/1/2024	14:12	54.3	54.5	57.6	51.7
30/1/2024	14:17	57.2		60.7	54.4
30/1/2024	14:22	55.7		58.2	53.2
30/1/2024	14:27	51.1		53.6	48.0
30/1/2024	14:32	57.9		60.5	54.5
30/1/2024	14:37	53.3		55.7	50.2
30/1/2024	14:42	57.6	56.0	60.3	54.8
30/1/2024	14:47	56.4		60.2	52.5
30/1/2024	14:52	54.9		57.8	52.3
30/1/2024	14:57	53.6		56.4	49.7
30/1/2024	15:02	55.9		59.7	52.0
30/1/2024	15:07	54.0		57.8	50.2
30/1/2024	15:12	53.8	54.3	57.0	49.8
30/1/2024	15:17	54.0		57.1	50.4
30/1/2024	15:22	53.0		55.7	49.9
30/1/2024	15:27	54.7		58.3	51.3
30/1/2024	15:32	57.5		61.5	54.2
30/1/2024	15:37	52.5		55.5	48.3
30/1/2024	15:42	55.5	56.6	58.3	52.5
30/1/2024	15:47	58.4		61.9	54.7
30/1/2024	15:52	54.9		58.2	51.0
30/1/2024	15:57	57.9		61.3	54.8
30/1/2024	16:02	56.7		60.7	53.7
30/1/2024	16:07	56.5		59.6	52.2
30/1/2024	16:12	58.9	57.6	61.6	54.7
30/1/2024	16:17	55.7		60.0	51.8
30/1/2024	16:22	57.8		61.8	54.7
30/1/2024	16:27	59.0		63.3	55.3
30/1/2024	16:32	57.8		61.3	55.0
30/1/2024	16:37	57.4	57.0	60.8	53.0
30/1/2024	16:42	56.7		59.4	53.4
30/1/2024	16:47	54.9		58.4	51.5
30/1/2024	16:52	57.2		59.9	52.8
30/1/2024	16:57	57.3		62.0	54.7
30/1/2024	17:02	59.4		62.7	55.0
30/1/2024	17:07	60.6		65.2	56.5
30/1/2024	17:12	60.5	59.4	65.2	57.0
30/1/2024	17:17	56.4		59.1	53.0
30/1/2024	17:22	59.1		63.1	54.2
30/1/2024	17:27	59.5		63.6	56.3
30/1/2024	17:32	58.5		61.2	53.7
30/1/2024	17:37	60.7		63.8	57.3
30/1/2024	17:42	60.3	58.6	63.4	56.4
30/1/2024	17:47	57.0		59.6	52.5
30/1/2024	17:52	57.3		60.4	53.0
30/1/2024	17:57	55.6		59.1	51.0
30/1/2024	18:02	55.5		59.8	51.9
30/1/2024	18:07	43.5		46.5	39.5
30/1/2024	18:12	43.6	49.6	48.0	40.6
30/1/2024	18:17	43.1		46.9	39.0
30/1/2024	18:22	49.1		53.5	46.2
30/1/2024	18:27	46.2		50.4	41.8
30/1/2024	18:32	43.1		46.8	39.4
30/1/2024	18:37	50.9		53.8	47.9
30/1/2024	18:42	59.0	52.5	63.0	56.0
30/1/2024	18:47	46.4		49.9	43.7
30/1/2024	18:52	48.1		51.0	44.6
30/1/2024	18:57	43.6		46.5	40.0
		Mean	53.0		
		Maximum	59.4		
		Minimum	43.4		

Date	Start Time	Leq (5mins)	Leq (30mins)	L10 (5mins)	L90 (5mins)
31/1/2024	7:02	43.7		47.0	40.3
31/1/2024	7:07	43.6		46.9	40.4
31/1/2024	7:12	44.5	44.1	47.9	41.7
31/1/2024	7:17	42.6		45.4	40.3
31/1/2024	7:22	45.9		48.4	43.4
31/1/2024	7:27	43.3		46.7	39.9
31/1/2024	7:32	43.0		45.2	40.9
31/1/2024	7:37	46.1		49.4	43.6
31/1/2024	7:42	45.8	46.3	49.0	43.2
31/1/2024	7:47	47.3		49.8	44.5
31/1/2024	7:52	47.5		50.9	44.5
31/1/2024	7:57	46.7		49.9	44.1
31/1/2024	8:02	46.6		48.7	43.8
31/1/2024	8:07	46.6		48.9	43.6
31/1/2024	8:12	48.4	47.2	50.7	45.8
31/1/2024	8:17	46.5		49.2	43.6
31/1/2024	8:22	45.4		47.5	42.3
31/1/2024	8:27	48.6		51.7	45.5
31/1/2024	8:32	47.8		50.6	45.4
31/1/2024	8:37	47.7		50.5	45.4
31/1/2024	8:42	48.0	48.9	50.7	45.8
31/1/2024	8:47	49.4		52.3	46.8
31/1/2024	8:52	49.6		51.9	46.8
31/1/2024	8:57	50.2		53.6	47.2
31/1/2024	9:02	47.4		49.9	44.1
31/1/2024	9:07	51.4		54.8	48.2
31/1/2024	9:12	48.6	51.7	51.0	46.1
31/1/2024	9:17	53.5		56.3	50.3
31/1/2024	9:22	53.5		56.2	51.1
31/1/2024	9:27	52.4		55.0	49.8
31/1/2024	9:32	52.5		55.3	49.4
31/1/2024	9:37	53.6		57.1	50.8
31/1/2024	9:42	51.6	52.2	54.3	49.0
31/1/2024	9:47	51.6		54.4	48.8
31/1/2024	9:52	52.9		55.7	50.2
31/1/2024	9:57	50.5		53.7	48.1
31/1/2024	10:04	54.3		57.0	51.3
31/1/2024	10:09	54.1		57.3	51.9
31/1/2024	10:14	51.5	52.4	54.3	48.5
31/1/2024	10:19	51.7		55.4	48.6
31/1/2024	10:24	50.6		53.3	47.1
31/1/2024	10:29	50.9		53.7	47.9
31/1/2024	10:34	51.2		54.8	47.7
31/1/2024	10:39	51.0		54.3	47.8
31/1/2024	10:44	50.4	52.0	53.4	47.2
31/1/2024	10:49	53.2		56.9	50.2
31/1/2024	10:54	54.1		56.3	51.0
31/1/2024	10:59	50.3		53.1	46.6
31/1/2024	11:04	53.1		56.4	50.3
31/1/2024	11:09	57.0		60.2	53.7
31/1/2024	11:14	59.1	57.4	62.7	55.4
31/1/2024	11:19	60.2		63.9	57.5
31/1/2024	11:24	57.4		61.2	55.0
31/1/2024	11:29	52.1		54.6	49.5
31/1/2024	11:34	57.1		60.9	54.1
31/1/2024	11:39	62.6		66.3	60.2
31/1/2024	11:44	59.5	60.9	62.4	56.5
31/1/2024	11:49	59.4		63.2	56.3
31/1/2024	11:54	64.0		66.6	60.7
31/1/2024	11:59	58.5		61.5	55.7
31/1/2024	12:04	55.7		58.4	53.2
31/1/2024	12:09	53.0		56.1	49.6
31/1/2024	12:14	52.9	53.8	56.8	50.2
31/1/2024	12:19	51.9		55.2	49.3
31/1/2024	12:24	55.7		59.5	53.3
31/1/2024	12:29	51.6		54.7	48.6
31/1/2024	12:34	51.7		54.4	49.3
31/1/2024	12:39	53.8		56.1	50.6
31/1/2024	12:44	54.2	53.5	56.9	51.5
31/1/2024	12:49	52.0		55.4	49.2
31/1/2024	12:54	55.5		58.9	52.0
31/1/2024	12:59	52.8		55.7	49.1
31/1/2024	13:04	55.0		57.4	51.9
31/1/2024	13:09	55.7		58.6	53.1
31/1/2024	13:14	52.3	54.3	56.2	48.6
31/1/2024	13:19	54.6		58.1	52.1
31/1/2024	13:24	55.6		59.4	52.3
31/1/2024	13:29	50.6		54.3	47.4
31/1/2024	13:34	53.8		57.7	50.1
31/1/2024	13:39	54.9		58.5	51.7
31/1/2024	13:44	51.6	54.3	54.7	47.7
31/1/2024	13:49	55.4		59.1	52.1
31/1/2024	13:54	54.7		57.2	51.7
31/1/2024	13:59	54.4		57.5	51.4
31/1/2024	14:04	52.5		56.4	48.8
31/1/2024	14:09	57.9		61.4	55.0
31/1/2024	14:14	55.0	55.6	58.0	51.9
31/1/2024	14:19	57.8		61.2	55.1
31/1/2024	14:24	55.2		58.5	52.3
31/1/2024	14:29	51.4		55.0	48.4
31/1/2024	14:34	54.6		57.1	51.5
31/1/2024	14:39	52.8		56.3	48.9
31/1/2024	14:44	53.9	53.5	57.8	50.8
31/1/2024	14:49	53.2		55.6	49.6
31/1/2024	14:54	51.4		55.3	47.9
31/1/2024	14:59	54.3		57.7	50.6
31/1/2024	15:04	57.8		61.0	54.2
31/1/2024	15:09	53.9		56.7	51.3
31/1/2024	15:14	56.5	56.2	59.9	52.8
31/1/2024	15:19	57.0		61.2	54.2
31/1/2024	15:24	55.8		58.5	52.4
31/1/2024	15:29	55.3		58.8	52.6
31/1/2024	15:34	56.7		59.5	53.5
31/1/2024	15:39	54.6		58.8	50.8
31/1/2024	15:44	56.5	55.1	60.7	52.9
31/1/2024	15:49	52.7		55.3	49.4
31/1/2024	15:54	53.6		57.7	50.5
31/1/2024	15:59	55.0		58.7	52.2
31/1/2024	16:04	55.2		58.6	51.1
31/1/2024	16:09	55.2		58.8	51.3
31/1/2024	16:14	55.8	56.2	60.0	51.7
31/1/2024	16:19	55.0		58.6	50.7
31/1/2024	16:24	59.5		62.3	56.3
31/1/2024	16:29	54.4		57.8	50.3
31/1/2024	16:34	58.6		62.6	55.0
31/1/2024	16:39	57.3		61.3	54.0
31/1/2024	16:44	55.1	58.0	58.3	51.8
31/1/2024	16:49	57.1		60.9	52.8
31/1/2024	16:54	59.2		63.0	55.5
31/1/2024	16:59	59.5		64.3	55.7
31/1/2024	17:04	56.4		59.3	51.8
31/1/2024	17:09	58.1		61.0	53.9
31/1/2024	17:14	57.0	58.3	60.7	53.2
31/1/2024	17:19	58.5		61.5	54.7
31/1/2024	17:24	60.5		64.0	57.3
31/1/2024	17:29	57.8		60.5	53.6
31/1/2024	17:34	56.9		59.5	52.7
31/1/2024	17:39	60.2		64.2	55.3
31/1/2024	17:44	58.5	58.7	62.9	54.6
31/1/2024	17:49	60.3		64.9	57.3
31/1/2024	17:54	56.9		60.3	53.6
31/1/2024	17:59	58.1		61.5	53.5
31/1/2024	18:04	54.0		56.7	50.0
31/1/2024	18:09	53.0		56.8	48.9
31/1/2024	18:14	56.4	54.7	60.0	51.7
31/1/2024	18:19	53.1		57.5	49.6
31/1/2024	18:24	52.8		55.8	50.1
31/1/2024	18:29	56.8		59.7	52.5
31/1/2024	18:34	55.8		58.9	51.3
31/

Station: SSNV M3

Date	Start Time	Leq (5mins)	Leq (30mins)	L10 (5mins)	L90 (5mins)
1/2/2024	7:04	46.3		48.8	43.9
1/2/2024	7:09	46.2		49.2	44.1
1/2/2024	7:14	44.7	45.8	46.8	41.7
1/2/2024	7:19	46.7		48.9	43.3
1/2/2024	7:24	45.7		47.9	43.6
1/2/2024	7:29	44.5		47.7	42.4
1/2/2024	7:34	42.5		45.9	39.1
1/2/2024	7:39	43.6		46.3	40.9
1/2/2024	7:44	45.3	44.2	48.7	43.0
1/2/2024	7:49	42.2		45.0	40.1
1/2/2024	7:54	46.3		48.8	44.2
1/2/2024	7:59	43.6		46.5	40.4
1/2/2024	8:04	48.6		50.9	45.4
1/2/2024	8:09	47.1		49.3	44.1
1/2/2024	8:14	48.2	47.5	51.0	45.9
1/2/2024	8:19	47.2		49.8	44.8
1/2/2024	8:24	47.5		50.2	45.2
1/2/2024	8:29	45.6		48.3	42.7
1/2/2024	8:34	48.2		50.4	45.7
1/2/2024	8:39	48.1		50.9	45.2
1/2/2024	8:44	46.9	47.8	49.3	44.4
1/2/2024	8:49	48.6		51.0	45.9
1/2/2024	8:54	48.5		50.9	45.1
1/2/2024	8:59	46.1		48.5	43.1
1/2/2024	9:04	51.1		53.7	48.5
1/2/2024	9:09	51.6		54.0	49.1
1/2/2024	9:14	50.9	51.0	54.0	48.4
1/2/2024	9:19	51.8		55.0	48.4
1/2/2024	9:24	49.7		53.1	46.7
1/2/2024	9:29	50.6		53.8	47.5
1/2/2024	9:34	47.9		50.3	45.0
1/2/2024	9:39	50.1		53.3	47.5
1/2/2024	9:44	48.0	48.9	50.5	44.7
1/2/2024	9:49	50.7		53.1	48.2
1/2/2024	9:54	47.2		50.5	44.2
1/2/2024	9:59	48.5		51.1	45.8
1/2/2024	10:04	51.2		54.2	47.9
1/2/2024	10:09	50.3		53.5	47.8
1/2/2024	10:14	51.2	51.9	53.4	48.3
1/2/2024	10:19	52.5		54.8	49.1
1/2/2024	10:24	53.3		56.5	50.3
1/2/2024	10:29	52.3		54.7	50.0
1/2/2024	10:34	54.1		57.8	51.7
1/2/2024	10:39	53.0		56.4	49.8
1/2/2024	10:44	53.0	53.0	56.1	50.7
1/2/2024	10:49	50.8		54.3	47.9
1/2/2024	10:54	53.6		57.3	51.1
1/2/2024	10:59	53.0		56.7	50.7
1/2/2024	11:04	52.2		55.0	48.8
1/2/2024	11:09	56.7		59.1	53.3
1/2/2024	11:14	54.1	54.8	56.7	51.9
1/2/2024	11:19	54.4		56.9	51.9
1/2/2024	11:24	56.4		59.8	53.5
1/2/2024	11:29	53.5		56.9	51.3
1/2/2024	11:34	51.7		54.4	48.5
1/2/2024	11:39	55.2		57.9	52.2
1/2/2024	11:44	55.0	54.4	58.5	51.7
1/2/2024	11:49	55.4		58.0	52.9
1/2/2024	11:54	54.4		58.0	50.5
1/2/2024	11:59	54.0		57.6	50.9
1/2/2024	12:04	55.4		58.7	52.3
1/2/2024	12:09	55.2		58.6	52.0
1/2/2024	12:14	53.2	54.2	55.5	50.9
1/2/2024	12:19	55.7		58.8	51.8
1/2/2024	12:24	51.7		55.6	48.5
1/2/2024	12:29	52.6		56.2	49.6
1/2/2024	12:34	55.8		59.2	53.1
1/2/2024	12:39	52.6		55.5	49.3
1/2/2024	12:44	54.4	54.7	57.5	50.8
1/2/2024	12:49	53.8		57.7	51.4
1/2/2024	12:54	56.3		59.5	53.6
1/2/2024	12:59	54.1		57.4	50.6
1/2/2024	13:04	55.4		58.9	52.5
1/2/2024	13:09	53.4		56.5	49.5
1/2/2024	13:14	50.6	53.0	54.1	48.0
1/2/2024	13:19	50.8		54.4	47.4
1/2/2024	13:24	50.9		53.7	47.1
1/2/2024	13:29	54.5		57.8	50.9
1/2/2024	13:34	53.1		56.9	49.6
1/2/2024	13:39	54.4		58.1	51.0
1/2/2024	13:44	51.3	53.6	54.3	47.9
1/2/2024	13:49	54.4		57.8	51.6
1/2/2024	13:54	50.9		54.0	47.2
1/2/2024	13:59	55.5		58.3	52.7
1/2/2024	14:04	56.9		59.6	54.1
1/2/2024	14:09	53.8	54.8	56.6	49.9
1/2/2024	14:14	54.2		57.9	51.0
1/2/2024	14:19	55.6		59.2	52.4
1/2/2024	14:24	53.9		56.3	50.4
1/2/2024	14:29	53.3		56.9	50.6
1/2/2024	14:34	55.0		57.6	51.4
1/2/2024	14:39	54.5	53.4	58.3	51.1
1/2/2024	14:44	51.8		55.0	47.9
1/2/2024	14:49	53.3		57.5	49.8
1/2/2024	14:54	53.2		56.5	49.3
1/2/2024	14:59	51.4		54.2	47.3
1/2/2024	15:04	57.4		61.2	53.4
1/2/2024	15:09	56.2		58.8	53.0
1/2/2024	15:14	52.5	56.0	56.2	48.6
1/2/2024	15:19	53.1		55.8	49.9
1/2/2024	15:24	57.6		61.7	54.7
1/2/2024	15:29	56.8		60.2	52.8
1/2/2024	15:34	53.1		56.8	49.7
1/2/2024	15:39	55.4		58.5	52.3
1/2/2024	15:44	55.9	55.7	60.0	52.7
1/2/2024	15:49	58.5		61.1	55.9
1/2/2024	15:54	55.1		59.3	51.7
1/2/2024	15:59	54.3		57.3	51.4
1/2/2024	16:04	58.8		61.7	55.7
1/2/2024	16:09	55.2		59.0	52.3
1/2/2024	16:14	57.5	57.9	61.3	54.6
1/2/2024	16:19	58.3		62.3	55.6
1/2/2024	16:24	57.1		60.7	54.2
1/2/2024	16:29	59.2		63.1	56.6
1/2/2024	16:34	58.6		61.9	54.2
1/2/2024	16:39	56.8		60.6	53.6
1/2/2024	16:44	55.7	57.8	59.4	52.3
1/2/2024	16:49	59.6		63.2	55.2
1/2/2024	16:54	57.7		62.6	53.8
1/2/2024	16:59	57.6		61.9	54.0
1/2/2024	17:04	56.2		60.0	53.5
1/2/2024	17:09	56.3		59.7	53.7
1/2/2024	17:14	56.5	57.7	59.8	52.4
1/2/2024	17:19	59.5		64.2	55.9
1/2/2024	17:24	56.8		61.5	53.3
1/2/2024	17:29	59.3		63.5	54.9
1/2/2024	17:34	59.4		64.0	56.2
1/2/2024	17:39	58.0		61.3	53.2
1/2/2024	17:44	57.7	58.4	62.6	54.1
1/2/2024	17:49	60.4		63.8	56.5
1/2/2024	17:54	56.2		60.8	51.6
1/2/2024	17:59	57.2		61.3	54.6
1/2/2024	18:04	53.4		56.2	50.7
1/2/2024	18:09	53.7		56.3	49.1
1/2/2024	18:14	54.1	54.9	58.0	50.2
1/2/2024	18:19	56.5		59.9	53.0
1/2/2024	18:24	56.7		59.5	53.0
1/2/2024	18:29	53.4		57.9	50.2
1/2/2024	18:34	53.6		58.3	48.9
1/2/2024	18:39	53.3		57.3	48.8
1/2/2024	18:44	54.5	53.6	58.3	51.2
1/2/2024	18:49	52.9		56.4	48.9
1/2/2024	18:54	52.7		56.5	49.2
1/2/2024	18:59	54.2		58.4	51.1
		Mean	53.1		
		Maximum	58.4		
		Minimum	44.2		

Date	Start Time	Leq (5mins)	Leq (30mins)	L10 (5mins)	L90 (5mins)
2/2/2024	7:04	45.7		48.1	43.5
2/2/2024	7:09	42.8		45.3	39.5
2/2/2024	7:14	43.1	44.5	46.2	40.1
2/2/2024	7:19	44.6		47.2	41.9
2/2/2024	7:24	42.6		45.3	39.3
2/2/2024	7:29	46.7		48.8	43.6
2/2/2024	7:34	43.8		46.0	41.2
2/2/2024	7:39	47.8		50.0	45.3
2/2/2024	7:44	47.2	47.4	50.6	44.0
2/2/2024	7:49	48.8		51.7	46.7
2/2/2024	7:54	47.7		50.0	44.8
2/2/2024	7:59	47.6		50.6	44.8
2/2/2024	8:04	45.7		48.3	42.6
2/2/2024	8:09	46.3		48.6	43.3
2/2/2024	8:14	48.0	47.3	50.2	45.6
2/2/2024	8:19	47.7		50.2	45.6
2/2/2024	8:24	47.9		50.4	44.8
2/2/2024	8:29	47.5		50.6	45.0
2/2/2024	8:34	46.6		49.0	44.3
2/2/2024	8:39	49.9		53.1	47.6
2/2/2024	8:44	50.7		53.7	47.8
2/2/2024	8:49	50.3		53.7	46.9
2/2/2024	8:57	47.8		50.7	44.9
2/2/2024	9:02	51.8		55.0	49.1
2/2/2024	9:07	48.6		51.6	45.5
2/2/2024	9:12	47.6	49.9	50.2	44.2
2/2/2024	9:17	50.4		53.5	47.5
2/2/2024	9:22	49.8		52.6	46.3
2/2/2024	9:27	49.9		53.3	46.4
2/2/2024	9:32	48.1		51.4	45.1
2/2/2024	9:37	49.2		52.5	46.4
2/2/2024	9:42	50.9	50.8	53.4	47.4
2/2/2024	9:47	50.5		53.6	47.6
2/2/2024	9:52	50.5		53.3	47.2
2/2/2024	9:57	53.4		56.1	50.9
2/2/2024	10:02	51.3		53.6	48.1
2/2/2024	10:07	50.3		53.4	47.5
2/2/2024	10:12	53.9	51.7	57.2	51.4
2/2/2024	10:17	51.4		54.7	47.7
2/2/2024	10:22	52.0		54.8	49.1
2/2/2024	10:27	50.2		52.4	47.4
2/2/2024	10:32	50.3		53.9	47.2
2/2/2024	10:37	54.0		56.8	51.8
2/2/2024	10:42	52.5	53.3	55.2	49.5
2/2/2024	10:47	51.9		55.1	49.5
2/2/2024	10:52	54.2		57.3	51.3
2/2/2024	10:57	55.2		57.5	51.9
2/2/2024	11:02	54.0		56.7	50.4
2/2/2024	11:07	54.8		57.0	51.2
2/2/2024	11:12	52.9	55.0	55.6	49.5
2/2/2024	11:17	56.8		59.9	53.6
2/2/2024	11:22	56.1		58.5	53.8
2/2/2024	11:27	54.5		58.1	52.1
2/2/2024	11:32	55.8		58.2	53.6
2/2/2024	11:37	51.9		55.4	49.5
2/2/2024	11:42	59.8	60.2	62.3	56.4
2/2/2024	11:47	60.0		62.9	56.5
2/2/2024	11:52	62.2		64.7	58.3
2/2/2024	11:57	63.2		66.0	60.8
2/2/2024	12:02	56.1		60.0	53.7
2/2/2024	12:07	56.5		60.2	53.5
2/2/2024	12:12	56.4	55.4	59.8	54.0
2/2/2024	12:17	54.6		58.5	51.7
2/2/2024	12:22	53.6		56.8	50.6
2/2/2024	12:27	54.1		56.5	51.0
2/2/2024	12:32	52.4		55.2	48.6
2/2/2024	12:37	52.8		55.2	50.1
2/2/2024	12:42	53.4	53.1	55.7	50.1
2/2/2024	12:47	52.3		55.4	49.1
2/2/2024	12:52	55.4		58.7	52.6
2/2/2024	12:57	50.6		53.7	47.1
2/2/2024	13:02	52.8		55.6	50.2
2/2/2024	13:07	50.2		53.8	46.9
2/2/2024	13:12	51.3	52.5	53.9	48.4
2/2/2024	13:17	53.1		56.3	49.2
2/2/2024	13:22	52.6		56.2	50.2
2/2/2024	13:27	53.9		56.7	51.1
2/2/2024	13:32	55.5		58.1	52.7
2/2/2024	13:37	55.2		57.9	52.6
2/2/2024	13:42	54.5	54.0	57.1	51.9
2/2/2024	13:47	54.7		57.9	52.2
2/2/2024	13:52	51.1		53.8	48.1
2/2/2024	13:57	50.8		53.6	47.6
2/2/2024	14:02	54.9		58.4	51.7
2/2/2024	14:07	52.5		55.9	49.2
2/2/2024	14:12	56.2	55.4	60.1	52.3
2/2/2024	14:17	57.8		61.6	54.6
2/2/2024	14:22	56.0		59.9	53.3
2/2/2024	14:27	52.2		55.7	49.1
2/2/2024	14:32	53.8		57.2	50.9
2/2/2024	14:37	53.8		56.4	50.3
2/2/2024	14:42	54.9	53.4	57.3	52.2
2/2/2024	14:47	52.0		54.9	49.1
2/2/2024	14:52	51.4		55.2	48.2
2/2/2024	14:57	53.8		57.6	50.1
2/2/2024	15:02	54.0		57.2	51.1
2/2/2024	15:07	53.4		57.3	50.7
2/2/2024	15:12	57.0	54.5	59.7	52.8
2/2/2024	15:17	55.2		58.7	52.0
2/2/2024	15:22	53.5		57.3	50.8
2/2/2024	15:27	52.5		56.2	48.4
2/2/2024	15:32	58.1		61.6	55.3
2/2/2024	15:37	54.4		58.3	50.6
2/2/2024	15:42	54.9	55.7	58.4	50.9
2/2/2024	15:47	56.3		60.1	52.6
2/2/2024	15:52	54.5		57.7	51.5
2/2/2024	15:57	54.6		59.0	51.7
2/2/2024	16:02	52.6		55.8	48.8
2/2/2024	16:07	57.4		61.4	53.9
2/2/2024	16:12	58.9	56.7	62.9	55.6
2/2/2024	16:17	55.5		59.6	52.8
2/2/2024	16:22	55.1		58.1	50.8
2/2/2024	16:27	57.9		61.8	53.7
2/2/2024	16:32	55.2		57.9	51.9
2/2/2024	16:37	56.1		60.1	51.9
2/2/2024	16:42	54.9	55.2	58.9	51.4
2/2/2024	16:47	54.5		57.8	50.7
2/2/2024	16:52	55.8		60.7	51.2
2/2/2024	16:57	54.5		58.0	49.7
2/2/2024	17:02	59.5		62.2	54.7
2/2/2024	17:07	56.7		60.9	53.4
2/2/2024	17:12	60.5	58.7	64.9	55.6
2/2/2024	17:17	58.3		61.1	54.1
2/2/2024	17:22	56.6		59.9	53.5
2/2/2024	17:27	59.2		63.3	54.5
2/2/2024	17:32	58.9		63.3	55.3
2/2/2024	17:37	58.2		61.6	53.8
2/2/2024	17:42	57.7	58.4	61.6	54.8
2/2/2024	17:47	59.4		62.9	55.1
2/2/2024	17:52	56.8		60.0	52.9
2/2/2024	17:57	59.0		62.2	54.9
2/2/2024	18:02	56.9		61.3	54.1
2/2/2024	18:07	56.0		58.6	52.0
2/2/2024	18:12	56.6	55.7	61.1	53.5
2/2/2024	18:17	54.4		58.6	51.6
2/2/2024	18:22	52.8		55.7	48.5
2/2/2024	18:27	56.3		59.0	52.7
2/2/2024	18:32	53.9		57.9	50.0
2/2/2024	18:37	55.5		58.5	51.1
2/2/2024	18:42	54.8	55.0	58.7	50.4
2/2/2024	18:47	53.1		56.0	48.4
2/2/2024	18:52	56.5		60.4	52.3
2/2/2024	18:57	55.6		58.6	52.7
		Mean	53.6		
		Maximum	60.2		
		Minimum	44.5		

Date	Start Time	Leq (5mins)	Leq (30mins)	L10 (5mins)	L90 (5mins)
3/2/2024	7:02	46.1		49.0	42.8
3/2/2024	7:07	44.8		47.4	41.7
3/2/2024	7:12	46.0	44.9	49.3	43.5
3/2/2024	7:17	43.4		45.7	40.1
3/2/2024	7:22	45.0		47.6	42.0
3/2/2024	7:27	43.1		46.5	40.6
3/2/2024	7:32	45.8		48.4	43.0
3/2/2024	7:37	42.4		44.8	39.1
3/2/2024	7:42	46.7	46.6	49.7	44.3
3/2/2024	7:47	46.7		49.3	43.3
3/2/2024	7:52	48.7		51.5	46.0
3/2/2024	7:57	47.3		50.0	45.1
3/2/2024	8:02	45.4		48.4	43.0
3/2/2024	8:07	47.8		50.0	45.2
3/2/2024	8:12	45.4	47.1	48.2	43.0
3/2/2024	8:17	45.9		48.8	42.7
3/2/2024	8:22	48.3		50.6	45.8
3/2/2024	8:27	48.5		51.1	45.5
3/2/2024	8:32	45.8		48.3	43.3
3/2/2024	8:37	48.4		50.6	45.7
3/2/2024	8:42	48.5	47.0	50.9	45.9
3/2/2024	8:47	46.6		49.4	43.7
3/2/2024	8:52	46.1		49.6	43.0
3/2/2024	8:57	45.6		48.1	43.1
3/2/2024	9:02	46.4		49.5	44.0
3/2/2024	9:07	47.7		50.4	45.2
3/2/2024	9:12	47.3	48.8	50.5	44.5
3/2/2024	9:17	47.5		50.4	44.6
3/2/2024	9:22	51.8		55.3	49.2
3/2/2024	9:27	49.5		52.6	46.5
3/2/2024	9:32	51.7		54.1	48.7
3/2/2024	9:37	48.7		51.5	46.0
3/2/2024	9:42	49.7	49.5	52.8	46.4
3/2/2024	9:47	47.1		50.5	43.8
3/2/2024	9:52	49.1		52.3	46.5
3/2/2024	9:57	49.2		52.8	46.2
3/2/2024	10:02	47.8		51.3	44.3
3/2/2024	10:07	53.6		57.2	50.9
3/2/2024	10:12	50.6	51.8	52.9	47.7
3/2/2024	10:17	54.2		57.8	51.4
3/2/2024	10:22	51.3		53.8	47.6
3/2/2024	10:27	50.6		53.3	47.7
3/2/2024	10:32	53.2		55.8	49.8
3/2/2024	10:37	54.2		57.9	52.0
3/2/2024	10:42	51.2	52.7	54.7	48.3
3/2/2024	10:47	54.4		57.5	51.9
3/2/2024	10:52	50.6		54.0	47.1
3/2/2024	10:57	51.0		53.2	48.5
3/2/2024	11:02	52.3		54.7	48.5
3/2/2024	11:07	52.8		55.4	49.1
3/2/2024	11:12	53.9	53.9	57.2	51.5
3/2/2024	11:17	55.2		58.2	51.7
3/2/2024	11:22	53.9		56.1	51.6
3/2/2024	11:27	54.5		58.2	50.8
3/2/2024	11:32	54.7		58.5	51.7
3/2/2024	11:37	51.7		54.6	48.3
3/2/2024	11:42	52.6	53.9	55.8	50.3
3/2/2024	11:47	54.8		57.8	51.5
3/2/2024	11:52	53.0		56.4	50.7
3/2/2024	11:57	55.5		58.9	52.9
3/2/2024	12:02	55.6		58.8	53.3
3/2/2024	12:07	53.8		57.3	51.5
3/2/2024	12:12	52.0	54.6	54.8	49.1
3/2/2024	12:17	53.6		56.7	50.9
3/2/2024	12:22	55.8		59.0	52.2
3/2/2024	12:27	55.5		58.0	52.2
3/2/2024	12:32	53.2		56.3	49.7
3/2/2024	12:37	53.0		55.9	49.4
3/2/2024	12:42	51.8	53.9	55.6	48.5
3/2/2024	12:47	51.7		55.0	49.2
3/2/2024	12:52	56.3		59.4	52.7
3/2/2024	12:57	55.5		59.1	52.3
3/2/2024	13:02	53.6		56.4	50.7
3/2/2024	13:07	52.9		56.8	50.3
3/2/2024	13:12	53.0	52.9	55.6	50.4
3/2/2024	13:17	51.7		54.9	48.6
3/2/2024	13:22	50.5		53.0	48.1
3/2/2024	13:27	54.7		58.6	52.3
3/2/2024	13:32	54.4		57.3	50.6
3/2/2024	13:37	51.8		54.3	48.3
3/2/2024	13:42	54.6	53.1	57.8	50.7
3/2/2024	13:47	52.5		55.9	49.6
3/2/2024	13:52	51.0		54.8	47.5
3/2/2024	13:57	53.4		55.9	50.8
3/2/2024	14:02	53.4		55.9	49.5
3/2/2024	14:07	53.3		56.2	50.1
3/2/2024	14:12	54.1	53.7	56.6	50.6
3/2/2024	14:17	51.5		54.1	48.2
3/2/2024	14:22	53.0		55.9	50.0
3/2/2024	14:27	55.7		59.6	53.3
3/2/2024	14:32	53.9		56.7	50.6
3/2/2024	14:37	55.4		57.8	51.6
3/2/2024	14:42	51.5	55.6	54.8	48.6
3/2/2024	14:47	56.7		60.8	53.2
3/2/2024	14:52	56.7		60.7	53.9
3/2/2024	14:57	57.2		60.2	54.6
3/2/2024	15:02	52.9		55.6	49.4
3/2/2024	15:07	57.1		60.3	53.4
3/2/2024	15:12	54.0	55.5	57.3	50.0
3/2/2024	15:17	55.1		58.3	51.1
3/2/2024	15:22	53.7		56.7	50.7
3/2/2024	15:27	57.7		61.3	55.1
3/2/2024	15:32	54.6		57.7	51.6
3/2/2024	15:37	57.2		59.8	54.1
3/2/2024	15:42	54.6	55.7	58.1	51.8
3/2/2024	15:47	52.9		56.4	50.3
3/2/2024	15:52	53.4		57.3	50.2
3/2/2024	15:57	58.6		62.8	54.4
3/2/2024	16:02	58.6		62.5	54.2
3/2/2024	16:07	57.7		60.4	53.6
3/2/2024	16:12	55.1	57.2	59.3	51.7
3/2/2024	16:17	57.3		61.3	54.0
3/2/2024	16:22	57.4		60.1	54.2
3/2/2024	16:27	56.4		59.4	53.0
3/2/2024	16:32	54.6		58.3	50.2
3/2/2024	16:37	59.0		61.7	54.6
3/2/2024	16:42	57.7	57.8	61.1	53.3
3/2/2024	16:47	57.9		62.4	53.5
3/2/2024	16:52	58.4		62.5	55.6
3/2/2024	16:57	58.1		62.9	54.4
3/2/2024	17:02	57.5		61.5	52.6
3/2/2024	17:07	60.0		63.1	56.8
3/2/2024	17:12	59.9	59.3	63.8	55.3
3/2/2024	17:17	60.1		63.1	55.4
3/2/2024	17:22	60.5		64.5	56.4
3/2/2024	17:27	56.7		61.6	53.6
3/2/2024	17:32	59.1		63.5	55.4
3/2/2024	17:37	58.1		62.0	53.3
3/2/2024	17:42	59.4	59.1	63.9	54.6
3/2/2024	17:47	60.4		63.1	56.3
3/2/2024	17:52	59.5		62.7	55.7
3/2/2024	17:57	57.8		61.1	53.6
3/2/2024	18:02	53.3		56.5	49.2
3/2/2024	18:07	54.3		58.6	50.4
3/2/2024	18:12	54.9	54.3	58.1	50.3
3/2/2024	18:17	55.6		59.7	52.1
3/2/2024	18:22	53.3		57.3	49.6
3/2/2024	18:27	53.6		57.4	49.3
3/2/2024	18:32	56.3		59.5	53.0
3/2/2024	18

Station: SSNV M3

Date	Start Time	Leq (5mins)	Leq (30mins)	L10 (5mins)	L90 (5mins)
4/2/2024	7:02	47.4		49.6	44.4
4/2/2024	7:07	47.4		50.1	44.0
4/2/2024	7:12	47.3	47.4	50.4	43.9
4/2/2024	7:17	46.0		49.1	42.8
4/2/2024	7:22	48.8		51.9	46.3
4/2/2024	7:27	47.1		50.3	44.1
4/2/2024	7:32	47.5		49.9	44.4
4/2/2024	7:37	49.5		52.1	46.2
4/2/2024	7:42	48.7	48.4	50.8	46.1
4/2/2024	7:47	48.0		50.7	45.8
4/2/2024	7:52	48.5		51.6	46.1
4/2/2024	7:57	47.8		50.7	45.6
4/2/2024	8:02	46.9		49.0	43.8
4/2/2024	8:07	48.8		51.8	45.8
4/2/2024	8:12	45.9	47.6	48.9	43.0
4/2/2024	8:17	47.0		50.1	44.1
4/2/2024	8:22	48.3		50.8	45.2
4/2/2024	8:27	48.3		51.1	46.0
4/2/2024	8:32	47.4		49.9	44.7
4/2/2024	8:37	47.1		50.3	44.8
4/2/2024	8:42	48.2	46.9	50.6	45.5
4/2/2024	8:47	46.8		49.8	44.2
4/2/2024	8:52	45.4		48.7	42.2
4/2/2024	8:57	46.0		49.0	43.2
4/2/2024	9:02	49.2		52.2	46.2
4/2/2024	9:07	49.4		52.7	46.0
4/2/2024	9:12	47.4	49.5	49.8	44.9
4/2/2024	9:17	47.4		50.9	44.1
4/2/2024	9:22	49.9		53.4	46.4
4/2/2024	9:27	51.8		55.1	49.2
4/2/2024	9:32	48.0		51.5	45.3
4/2/2024	9:37	48.8		51.6	46.0
4/2/2024	9:42	48.0	50.2	50.4	44.5
4/2/2024	9:47	51.8		55.0	48.9
4/2/2024	9:52	51.3		54.6	47.6
4/2/2024	9:57	51.6		53.8	49.3
4/2/2024	10:02	56.1		59.1	53.7
4/2/2024	10:07	53.3		56.9	50.1
4/2/2024	10:12	55.7	55.4	58.0	53.0
4/2/2024	10:17	55.4		59.1	52.8
4/2/2024	10:22	56.6		59.3	54.1
4/2/2024	10:27	54.2		57.2	51.7
4/2/2024	10:32	52.3		55.6	48.9
4/2/2024	10:37	55.7		58.6	52.8
4/2/2024	10:42	55.5	54.0	59.0	51.9
4/2/2024	10:47	54.8		57.5	52.5
4/2/2024	10:52	52.6		54.9	49.5
4/2/2024	10:57	51.4		55.2	48.0
4/2/2024	11:02	55.0		58.3	52.6
4/2/2024	11:07	52.1		55.2	48.7
4/2/2024	11:12	50.1	56.7	52.4	46.3
4/2/2024	11:17	57.9		60.5	54.1
4/2/2024	11:22	59.4		61.7	55.7
4/2/2024	11:27	58.6		62.0	54.8
4/2/2024	11:32	52.0		54.8	48.4
4/2/2024	11:37	50.9		54.4	47.9
4/2/2024	11:42	50.2	54.7	53.6	47.9
4/2/2024	11:47	56.4		58.8	53.5
4/2/2024	11:52	56.0		59.1	53.4
4/2/2024	11:57	57.4		59.7	53.9
4/2/2024	12:02	53.2		55.7	50.9
4/2/2024	12:07	55.1		57.4	51.8
4/2/2024	12:12	55.4	54.1	58.1	52.1
4/2/2024	12:17	52.3		55.3	49.5
4/2/2024	12:22	52.2		55.0	48.9
4/2/2024	12:27	55.0		58.8	51.3
4/2/2024	12:32	53.8		56.2	50.9
4/2/2024	12:37	56.3		60.1	53.9
4/2/2024	12:42	56.5	54.8	58.9	53.1
4/2/2024	12:47	53.2		56.2	50.4
4/2/2024	12:52	55.2		58.0	52.7
4/2/2024	12:57	51.8		55.1	47.9
4/2/2024	13:02	50.8		54.6	47.3
4/2/2024	13:07	53.1		55.7	49.7
4/2/2024	13:12	50.8	52.7	54.0	47.2
4/2/2024	13:17	54.5		56.9	51.9
4/2/2024	13:22	53.6		56.5	50.5
4/2/2024	13:27	51.9		54.7	48.8
4/2/2024	13:32	52.9		56.8	49.1
4/2/2024	13:37	50.5		53.0	48.1
4/2/2024	13:42	53.7	52.9	56.5	51.0
4/2/2024	13:47	50.5		54.2	47.1
4/2/2024	13:52	54.5		58.4	51.0
4/2/2024	13:57	53.8		57.7	51.0
4/2/2024	14:02	53.0		56.1	50.2
4/2/2024	14:07	51.5		54.1	48.4
4/2/2024	14:12	51.2	54.2	54.3	47.8
4/2/2024	14:17	51.5		54.5	47.9
4/2/2024	14:22	56.6		59.6	52.8
4/2/2024	14:27	57.2		60.4	53.4
4/2/2024	14:32	53.6		56.8	50.0
4/2/2024	14:37	51.6		55.4	48.2
4/2/2024	14:42	57.6	54.5	60.6	54.0
4/2/2024	14:47	55.4		59.6	51.6
4/2/2024	14:52	51.8		54.9	48.4
4/2/2024	14:57	53.6		56.9	51.0
4/2/2024	15:02	57.5		61.1	53.7
4/2/2024	15:07	57.6		60.6	54.0
4/2/2024	15:12	52.8	55.4	55.9	49.7
4/2/2024	15:17	53.4		56.9	49.8
4/2/2024	15:22	55.0		58.0	51.0
4/2/2024	15:27	53.8		57.8	49.6
4/2/2024	15:32	54.6		58.0	51.1
4/2/2024	15:37	52.5		55.8	49.4
4/2/2024	15:42	57.8	55.5	60.8	53.5
4/2/2024	15:47	53.8		57.0	49.9
4/2/2024	15:52	57.5		60.2	53.2
4/2/2024	15:57	53.7		57.4	50.1
4/2/2024	16:02	54.6		57.2	51.0
4/2/2024	16:07	58.7		62.8	54.6
4/2/2024	16:12	54.9	57.3	58.7	51.3
4/2/2024	16:17	57.1		60.4	53.4
4/2/2024	16:22	58.3		61.3	54.2
4/2/2024	16:27	58.5		62.2	55.7
4/2/2024	16:32	57.4		61.8	53.3
4/2/2024	16:37	58.6		63.8	54.9
4/2/2024	16:42	57.6	57.1	61.4	53.7
4/2/2024	16:47	55.1		58.5	52.0
4/2/2024	16:52	57.2		60.8	52.9
4/2/2024	16:57	55.4		59.8	52.5
4/2/2024	17:02	57.5		62.5	54.6
4/2/2024	17:07	59.5		63.7	55.5
4/2/2024	17:12	56.5	58.0	60.5	52.5
4/2/2024	17:17	59.8		63.7	56.6
4/2/2024	17:22	56.8		60.6	54.2
4/2/2024	17:27	56.7		60.9	52.5
4/2/2024	17:32	57.5		62.3	54.9
4/2/2024	17:37	57.5		62.8	52.9
4/2/2024	17:42	60.0	58.4	65.0	56.9
4/2/2024	17:47	56.7		62.0	53.5
4/2/2024	17:52	57.9		62.9	53.8
4/2/2024	17:57	59.9		65.2	55.9
4/2/2024	18:02	53.6		58.9	50.1
4/2/2024	18:07	56.8		60.6	53.6
4/2/2024	18:12	54.2	54.9	58.6	50.1
4/2/2024	18:17	55.6		59.0	52.6
4/2/2024	18:22	53.1		57.1	48.8
4/2/2024	18:27	54.9		59.8	50.8
4/2/2024	18:32	56.0		61.1	52.6
4/2/2024	18:37	56.2		60.7	53.0
4/2/2024	18:42	53.6	55.1	59.2	51.2
4/2/2024	18:47	56.4		60.9	53.3
4/2/2024	18:52	54.3		58.5	50.3
4/2/2024	18:57	52.8		58.4	49.7
		Mean	53.6		
		Maximum	58.4		
		Minimum	46.9		

Date	Start Time	Leq (5mins)	Leq (30mins)	L10 (5mins)	L90 (5mins)
5/2/2024	7:02	47.1		50.1	44.4
5/2/2024	7:07	46.8		49.0	44.7
5/2/2024	7:12	47.4	48.0	50.7	44.8
5/2/2024	7:17	50.7		53.4	47.3
5/2/2024	7:22	46.9		50.3	43.7
5/2/2024	7:27	47.8		49.9	45.3
5/2/2024	7:32	47.2		50.0	44.8
5/2/2024	7:37	48.1		50.6	45.7
5/2/2024	7:42	52.6	48.5	55.4	50.5
5/2/2024	7:47	46.5		49.1	44.3
5/2/2024	7:52	45.8		48.4	42.9
5/2/2024	7:57	46.2		48.4	43.8
5/2/2024	8:02	45.4		48.1	43.0
5/2/2024	8:07	44.8		47.9	41.8
5/2/2024	8:12	47.9	45.9	51.0	44.8
5/2/2024	8:17	45.2		48.1	42.0
5/2/2024	8:22	45.4		48.6	43.1
5/2/2024	8:27	45.9		49.1	42.8
5/2/2024	8:32	45.0		47.1	42.4
5/2/2024	8:37	44.7		47.3	42.6
5/2/2024	8:42	44.3	44.7	47.7	40.9
5/2/2024	8:47	44.8		48.0	42.1
5/2/2024	8:52	44.8		47.8	41.8
5/2/2024	8:57	44.6		48.0	42.2
5/2/2024	9:02	50.3		52.7	47.7
5/2/2024	9:07	47.2		50.2	44.5
5/2/2024	9:12	46.7	49.5	49.7	43.7
5/2/2024	9:17	51.3		53.7	48.4
5/2/2024	9:22	48.2		51.0	45.5
5/2/2024	9:27	50.9		54.0	48.3
5/2/2024	9:35	52.0		54.6	48.9
5/2/2024	9:40	51.3		54.6	48.1
5/2/2024	9:45	56.1		59.1	53.4
5/2/2024	9:50	55.7		58.5	52.3
5/2/2024	9:55	52.5		55.7	49.8
5/2/2024	10:00	54.8		58.0	51.4
5/2/2024	10:05	53.8		56.0	51.1
5/2/2024	10:10	56.9	55.2	59.2	53.4
5/2/2024	10:15	56.2		58.5	53.6
5/2/2024	10:20	52.6		55.4	49.9
5/2/2024	10:25	55.5		58.7	52.4
5/2/2024	10:30	53.1		55.9	50.3
5/2/2024	10:35	55.1		57.4	52.1
5/2/2024	10:40	53.5	54.9	56.1	50.2
5/2/2024	10:45	56.6		59.9	54.1
5/2/2024	10:50	54.6		57.1	51.8
5/2/2024	10:55	55.7		58.9	53.5
5/2/2024	11:00	56.0		59.1	52.8
5/2/2024	11:05	50.1		53.9	47.9
5/2/2024	11:10	49.7	53.3	52.7	45.9
5/2/2024	11:15	49.7		52.1	47.4
5/2/2024	11:20	48.4		50.7	45.5
5/2/2024	11:25	57.1		59.5	54.4
5/2/2024	11:30	55.3		58.9	51.7
5/2/2024	11:35	56.4		60.1	53.5
5/2/2024	11:40	54.4	56.5	56.6	52.2
5/2/2024	11:45	56.3		58.8	52.8
5/2/2024	11:50	57.4		60.2	55.1
5/2/2024	11:55	58.1		60.7	54.9
5/2/2024	12:00	54.2		56.7	51.6
5/2/2024	12:05	53.2		56.8	49.8
5/2/2024	12:10	55.5	54.9	58.7	53.1
5/2/2024	12:15	56.1		59.9	52.4
5/2/2024	12:20	56.0		58.5	52.9
5/2/2024	12:25	53.3		55.9	49.6
5/2/2024	12:30	56.0		58.4	53.7
5/2/2024	12:35	52.8		56.2	49.4
5/2/2024	12:40	56.1	55.1	59.7	53.3
5/2/2024	12:45	54.4		57.4	51.0
5/2/2024	12:50	55.7		58.6	53.0
5/2/2024	12:55	54.5		57.4	50.8
5/2/2024	13:00	55.0		57.6	51.4
5/2/2024	13:05	53.8		57.5	51.0
5/2/2024	13:10	55.1	53.7	58.7	51.3
5/2/2024	13:15	52.5		54.9	49.7
5/2/2024	13:20	50.5		53.4	48.0
5/2/2024	13:25	53.8		56.3	50.4
5/2/2024	13:30	53.3		55.8	49.5
5/2/2024	13:35	53.3		56.8	50.9
5/2/2024	13:40	53.9	54.8	57.2	51.0
5/2/2024	13:45	57.6		61.0	55.0
5/2/2024	13:50	56.1		59.8	52.5
5/2/2024	13:55	51.8		55.1	48.3
5/2/2024	14:00	54.2		56.7	50.7
5/2/2024	14:05	54.2		57.7	51.0
5/2/2024	14:10	52.5	54.1	54.9	49.8
5/2/2024	14:15	54.3		58.0	50.4
5/2/2024	14:20	51.1		54.1	48.7
5/2/2024	14:25	56.4		59.9	52.8
5/2/2024	14:30	55.2		58.9	52.5
5/2/2024	14:35	52.9	55.2	56.1	49.3
5/2/2024	14:40	55.4		59.2	52.6
5/2/2024	14:45	54.4		57.2	50.7
5/2/2024	14:50	56.5		60.4	52.7
5/2/2024	14:55	55.8		59.4	51.8
5/2/2024	15:00	54.8		58.9	51.3
5/2/2024	15:05	54.2		57.3	51.5
5/2/2024	15:10	56.0	54.5	59.5	53.1
5/2/2024	15:15	54.5		57.4	50.5
5/2/2024	15:20	52.4		55.5	48.4
5/2/2024	15:25	54.5		57.8	50.6
5/2/2024	15:30	52.7		56.2	50.0
5/2/2024	15:35	54.1		57.2	51.4
5/2/2024	15:40	57.6	56.9	61.2	55.0
5/2/2024	15:45	55.0		57.9	51.7
5/2/2024	15:50	59.2		62.1	56.6
5/2/2024	15:55	58.9		61.6	56.2
5/2/2024	16:00	56.8		59.8	53.7
5/2/2024	16:05	55.3		58.9	52.6
5/2/2024	16:10	56.9	57.7	59.7	52.9
5/2/2024	16:15	59.2		62.0	55.3
5/2/2024	16:20	59.3		62.0	55.5
5/2/2024	16:25	57.1		60.9	53.7
5/2/2024	16:30	55.2		57.9	52.1
5/2/2024	16:35	55.6	57.0	59.6	51.7
5/2/2024	16:40	54.5		58.1	51.6
5/2/2024	16:45	59.6		62.3	55.5
5/2/2024	16:50	57.8		61.1	54.5
5/2/2024	16:55	57.3		61.1	54.0
5/2/2024	17:00	58.0		62.5	54.8
5/2/2024	17:05	59.0	58.5	63.4	54.6
5/2/2024	17:10	57.5		61.5	54.5
5/2/2024	17:15	60.7		63.5	56.5
5/2/2024	17:20	58.2		62.8	53.9
5/2/2024	17:25	56.3		60.0	51.9
5/2/2024	17:30	60.4		63.1	56.6
5/2/2024	17:35	59.2		61.8	55.9
5/2/2024	17:40	57.5	59.0	61.7	54.0
5/2/2024	17:45	56.3		60.2	51.9
5/2/2024	17:50	58.2		62.4	54.9
5/2/2024	17:55	60.7		64.9	57.0
5/2/2024	18:00	60.6		64.1	56.4
5/2/2024	18:05	58.4		62.0	54.1
5/2/2024	18:10	56.2	57.3	60.7	51.9
5/2/2024	18:15	53.1		56.9	48.7
5/2/2024	18:20	56.0		59.8	52.2
5/2/2024	18:25	55.7		59.7	51.2
5/2/2024	18:30	53.7		56.6	51.0
5/2/2024	18:35	53.1		57.6	50.3
5/2/2024	18:40	54.7	53.2	57.4	51.9
5/2/2024	18:45	53.7		57.8	49.8
5/2/2024	18:50	53.1		56.9	49.1
5/2/2024	18:55	49.8		53.4	47.3
		Mean	53.8		
		Maximum	59.0		
		Minimum	44.7		

Date	Start Time	Leq (5mins)	Leq (30mins)	L10 (5mins)	L90 (5mins)
6/2/2024	7:00	42.2		45.4	38.9
6/2/2024	7:05	45.1		47.7	42.6
6/2/2024	7:10	42.2	43.1	45.1	39.8
6/2/2024	7:15	43.1		45.3	39.9
6/2/2024	7:20	42.5		44.6	39.4
6/2/2024	7:25	43.0		45.2	40.2
6/2/2024	7:30	43.9		47.0	41.3
6/2/2024	7:35	44.3		46.4	41.5
6/2/2024	7:40	45.9	46.4	49.2	42.5
6/2/2024	7:45	48.8		52.1	46.1
6/2/2024	7:50	47.3		49.7	44.4
6/2/2024	7:55	46.3		48.6	43.9
6/2/2024	8:00	47.0		50.0	43.9
6/2/2024	8:05	45.8		48.0	43.5
6/2/2024	8:10	45.9	46.8	48.5	43.3
6/2/2024	8:15	47.5		50.0	44.8
6/2/2024	8:20	48.0		51.1	44.8
6/2/2024	8:25	45.9		48.9	43.8
6/2/2024	8:30	46.9		50.1	44.3
6/2/2024	8:35	45.4		48.6	42.2
6/2/2024	8:40	47.4	48.6	50.2	44.6
6/2/2024	8:45	48.7		51.4	45.7
6/2/2024	8:50	49.8		53.0	47.4
6/2/2024	8:55	50.9		53.9	48.4
6/2/2024	9:00	48.1		50.8	45.1
6/2/2024	9:05	49.8		52.7	46.9
6/2/2024	9:10	47.7	49.9	50.6	45.2
6/2/2024	9:15	49.6		53.0	46.7
6/2/2024	9:20	51.2		53.9	48.4
6/2/2024	9:25	51.6		54.5	48.8
6/2/2024	9:30	50.5		53.6	48.1
6/2/2024	9:35	51.7		55.2	49.0
6/2/2024	9:40	49.2	51.3	51.9	46.3
6/2/2024	9:45	50.8		54.2	48.3
6/2/2024	9:50	51.2		54.5	48.1
6/2/2024	9:55	53.2		55.4	50.1
6/2/2024	10:00	50.4		54.0	47.3
6/2/2024	10:05	54.3		56.6	51.3
6/2/2024	10:10	51.3	52.4	53.8	48.9
6/2/2024	10:15	52.2		55.8	49.9
6/2/2024	10:20	53.4		55.7	50.2
6/2/2024	10:25	51.4		54.0	47.7
6/2/2024	10:30	50.8		54.0	47.4
6/2/2024	10:35	53.9		57.4	50.6
6/2/2024	10:40	51.3	53.4	53.5	47.6
6/2/2024	10:45	55.7		58.9	52.5
6/2/2024	10:50	53.8		57.0	50.8
6/2/2024	10:55	53.3		56.6	50.3
6/2/2024	11:00	54.5		58.2	51.1
6/2/2024	11:05	53.7		55.9	50.1
6/2/2024	11:10	53.6	54.6	57.2	50.2
6/2/2024	11:15	52.7		55.9	50.2
6/2/2024	11:20	56.3		59.4	52.7
6/2/2024	11:25	55.9		58.4	53.1
6/2/2024	11:30	54.7		56.9	51.2
6/2/2024	11:35	52.9		56.4	50.4
6/2/2024	11:40	53.9	54.1	56.2	50.9
6/2/2024	11:45	54.4		56.6	51.5
6/2/2024	11:50	55.8		59.7	53.4
6/2/2024	11:55	52.2		55.4	49.7
6/2/2024	12:00	51.6		54.0	49.0
6/2/2024	12:05	55.1		57.6	51.8
6/2/2024	12:10	56.1	54.4	59.6	52.2
6/2/2024	12:15	54.1		57.2	50.5
6/2/2024	12:20	55.0		58.9	51.4
6/2/2024	12:25	53.0		56.0	49.8
6/2/2024	12:30	56.7		60.6	54.3
6/2/2024	12:35	52.0		55.1	48.5
6/2/2024	12:40	53.4	53.3	55.9	50.8
6/2/2024	12:45	50.3		52.7	47.1
6/2/2024	12:50	52.9		56.0	49.5
6/2/2024	12:55	51.5		54.3	47.7
6/2/2024	13:00	51.3		54.8	48.5
6/2/2024	13:05	55.5		58.2	52.3
6/2/2024	13:10	51.5	53.5	54.6	48.1
6/2/2024	13:15	54.2		57.7	51.5
6/2/2024	13:20	54.8		57.2	51.3
6/2/2024	13:25	51.6		54.3	48.7
6/2/2024	13:30	53.6		57.3	50.3
6/2/2024	13:35	50.2		52.9	47.5
6/2/2024	13:40	53.6	53.7	57.5	51.0
6/2/2024	13:45	53.5		57.1	50.3
6/2/2024	13:50	55.4		58.5	52.0
6/2/2024	13:55	54.1		57.2	50.3
6/2/2024	14:00	57.7		60.9	53.9
6/2/2024	14:05	55.3		59.0	51.5
6/2/2024	14:10	56.9	56.2	59.8	53.4
6/2/2024	14:15	57.6		60.5	54.7
6/2/2024	14:20	52.0		54.9	49.0
6/2/2024	14:25	55.1		57.7	52.4
6/2/2024	14:30	52.2		56.1	48.4
6/2/2024	14:35	52.3		55.4	49.9
6/2/2024	14:40	54.3	55.4	57.3	51.2
6/2/2024	14:45	58.2		62.1	55.1
6/2/2024	14:50	52.5		56.1	49.4
6/2/2024	14:55	58.0		60.8	54.9
6/2/2024	15:00	53.7		57.5	50.3
6/2/2024	15:05	55.3		58.3	52.0
6/2/2024	15:10	57.0	56.7	60.9	53.4
6/2/2024	15:15	57.1		60.7	54.5
6/2/2024	15:20	57.6		61.2	54.2
6/2/2024	15:25	58.0		61.8	55.3
6/2/2024	15:30	55.1		59.2	52.3
6/2/2024	15:35	52.5		55.9	49.4
6/2/2024	15:40	57.3	56.5	61.1	54.3
6/2/2024	15:45	56.4		60.6	53.8
6/2/2024	15:50	56.0		59.8	52.9
6/2/2024	15:55	59.0		62.2	54.8
6/2/2024	16:00	59.0		62.1	55.6
6/2/2024	16:05	57.7		60.3	54.1
6/2/2024	16:10	58.9	58.1	62.2	55.5
6/2/2024	16:15	57.2		60.0	53.6
6/2/2024	16:20	57.6		60.4	53.2
6/2/2024	16:25	57.8		61.7	54.4
6/2/2024	16:30	54.5		58.3	51.3
6/2/2024	16:35	59.0		62.6	56.0
6/2/2024	16:40	57.6	58.1	61.5	53.9
6/2/2024	16:45	59.5		62.6	56.7
6/2/2024	16:50	59.7		63.2	55.6
6/2/2024	16:55	56.2		59.8	52.0
6/2/2024	17:00	60.1		63.3	55.4
6/2/2024	17:05	59.6		62.6	56.1
6/2/2024	17:10	60.7	59.7	65.6	56.1
6/2/2024	17:15	58.2		63.0	54.8
6/2/2024	17:20	58.5		61.2	55.8
6/2/2024	17:25	60.7		63.7	56.4
6/2/2024	17:30	56.8		59.5	53.5
6/2/2024	17:35	59.1		63.5	55.7
6/2/2024	17:40	56.4	56.8	60.5	52.7
6/2/2024	17:45	56.7		60.5	53.0
6/2/2024	17:50	54.2		58.8	50.4
6/2/2024	17:55	56.4		59.6	52.0
6/2/2024	18:00	55.6		59.7	51.5
6/2/2024	18:05	54.1		57.2	50.8
6/2/2024	18:10	53.9	54.3	57.5	49.9
6/2/2024	18:15	54.6		57.6	51.5
6/2/2024	18:20	52.8		57.5	49.5
6/2/2024	18:25	54.2		57.3	50.9
6/2/2024	18:30	53.1		55.9	48.5
6/

Station: SSNV_M3

Date	Start Time	Leq (5mins)	Leq (30mins)	L10 (5mins)	L90 (5mins)
7/2/2024	7:00	42.2		44.9	39.6
7/2/2024	7:05	46.0		48.1	43.9
7/2/2024	7:10	46.3	45.1	48.9	44.1
7/2/2024	7:15	45.4		48.6	43.2
7/2/2024	7:20	44.3		46.7	41.5
7/2/2024	7:25	45.1		48.2	42.7
7/2/2024	7:30	43.2		45.6	40.3
7/2/2024	7:35	45.1		47.8	42.1
7/2/2024	7:40	46.3	44.6	49.4	43.6
7/2/2024	7:45	43.7		46.9	40.6
7/2/2024	7:50	43.0		45.3	39.8
7/2/2024	7:55	45.4		47.5	43.1
7/2/2024	8:00	47.4		50.4	44.4
7/2/2024	8:05	46.1		48.4	44.0
7/2/2024	8:10	48.6	46.8	51.1	45.7
7/2/2024	8:15	45.7		48.8	43.5
7/2/2024	8:20	45.4		48.6	43.2
7/2/2024	8:25	47.0		49.5	44.5
7/2/2024	8:30	48.8		51.3	46.6
7/2/2024	8:35	48.5		51.3	45.6
7/2/2024	8:40	45.9	48.0	48.6	43.8
7/2/2024	8:45	48.6		51.2	46.5
7/2/2024	8:50	47.1		50.3	44.6
7/2/2024	8:55	48.5		51.7	45.2
7/2/2024	9:00	50.0		53.1	46.7
7/2/2024	9:05	51.7		54.1	49.3
7/2/2024	9:10	48.0	49.9	50.4	44.7
7/2/2024	9:15	51.5		54.5	48.4
7/2/2024	9:20	48.5		51.0	45.7
7/2/2024	9:25	47.8		51.1	44.5
7/2/2024	9:30	48.0		51.1	45.1
7/2/2024	9:35	48.7		52.2	46.0
7/2/2024	9:40	50.8	49.9	54.2	47.8
7/2/2024	9:45	48.0		51.2	45.2
7/2/2024	9:50	51.0		54.2	48.2
7/2/2024	9:59	51.6		54.0	48.8
7/2/2024	10:04	51.4		53.7	48.2
7/2/2024	10:09	51.2		54.1	48.7
7/2/2024	10:14	51.8	52.0	54.9	48.3
7/2/2024	10:19	51.0		53.9	48.2
7/2/2024	10:24	52.2		55.9	48.6
7/2/2024	10:29	53.7		57.0	51.1
7/2/2024	10:34	54.1		57.1	51.0
7/2/2024	10:39	53.7		56.0	50.3
7/2/2024	10:44	53.0	53.8	55.2	50.3
7/2/2024	10:49	55.8		58.4	52.5
7/2/2024	10:54	52.3		55.8	48.7
7/2/2024	10:59	52.7		55.0	50.1
7/2/2024	11:04	54.8		58.0	52.5
7/2/2024	11:09	52.3		55.8	48.9
7/2/2024	11:14	51.3	57.0	53.9	48.3
7/2/2024	11:19	59.6		62.0	56.2
7/2/2024	11:24	58.2		61.6	54.6
7/2/2024	11:29	59.1		62.9	56.8
7/2/2024	11:34	61.2		64.4	58.1
7/2/2024	11:39	59.2		62.4	56.4
7/2/2024	11:44	53.0	60.8	56.8	50.2
7/2/2024	11:49	63.5		67.1	59.7
7/2/2024	11:54	62.2		64.7	58.8
7/2/2024	11:59	59.8		63.7	56.2
7/2/2024	12:04	56.7		59.7	54.4
7/2/2024	12:09	53.8		56.9	50.1
7/2/2024	12:14	54.7	54.4	57.4	51.9
7/2/2024	12:19	52.9		55.9	49.9
7/2/2024	12:24	52.1		55.2	48.4
7/2/2024	12:29	54.8		58.0	52.0
7/2/2024	12:34	56.2		58.7	53.5
7/2/2024	12:39	55.1		58.7	52.5
7/2/2024	12:44	54.6	54.3	57.3	51.8
7/2/2024	12:49	50.7		54.0	47.7
7/2/2024	12:54	54.9		58.8	51.0
7/2/2024	12:59	51.9		54.5	48.4
7/2/2024	13:04	52.0		55.1	48.7
7/2/2024	13:09	51.9		54.5	48.5
7/2/2024	13:14	51.8	53.5	55.3	48.1
7/2/2024	13:19	55.5		58.6	51.9
7/2/2024	13:24	55.5		58.5	53.1
7/2/2024	13:29	52.0		55.6	48.8
7/2/2024	13:34	52.3		55.6	48.8
7/2/2024	13:39	53.3		55.9	49.6
7/2/2024	13:44	57.9	55.1	61.0	55.5
7/2/2024	13:49	55.9		58.3	53.3
7/2/2024	13:54	51.8		55.1	48.3
7/2/2024	13:59	56.2		59.8	53.8
7/2/2024	14:04	53.9		56.3	51.3
7/2/2024	14:09	53.8		56.9	50.6
7/2/2024	14:14	56.9	54.8	59.8	53.1
7/2/2024	14:19	54.5		57.9	51.4
7/2/2024	14:24	54.9		58.2	51.9
7/2/2024	14:29	53.6		56.1	50.9
7/2/2024	14:34	56.8		59.8	53.7
7/2/2024	14:39	55.1		57.6	51.6
7/2/2024	14:44	53.8	56.6	56.7	50.9
7/2/2024	14:49	56.8		60.2	53.6
7/2/2024	14:54	58.1		61.2	54.2
7/2/2024	14:59	57.6		61.7	54.2
7/2/2024	15:04	54.8		57.9	50.8
7/2/2024	15:09	53.3		57.3	50.7
7/2/2024	15:14	54.4	54.7	57.4	50.9
7/2/2024	15:19	55.3		58.8	52.0
7/2/2024	15:24	56.6		60.7	53.5
7/2/2024	15:29	52.6		55.9	48.5
7/2/2024	15:34	58.1		61.6	54.0
7/2/2024	15:39	58.0		61.8	53.8
7/2/2024	15:44	59.0	57.4	62.7	56.0
7/2/2024	15:49	55.2		59.3	52.3
7/2/2024	15:54	56.4		60.7	53.1
7/2/2024	15:59	56.4		59.5	53.0
7/2/2024	16:04	59.5		62.3	56.3
7/2/2024	16:09	58.9		63.2	55.2
7/2/2024	16:14	55.0	58.2	59.4	51.5
7/2/2024	16:19	58.6		62.1	55.4
7/2/2024	16:24	57.6		61.1	53.2
7/2/2024	16:29	58.4		62.6	55.7
7/2/2024	16:34	55.8		59.5	51.7
7/2/2024	16:39	57.9		60.8	54.1
7/2/2024	16:44	59.3	58.1	63.4	56.2
7/2/2024	16:49	59.6		62.5	55.9
7/2/2024	16:54	57.2		62.0	52.8
7/2/2024	16:59	57.4		60.5	53.3
7/2/2024	17:04	58.2		62.6	53.5
7/2/2024	17:09	57.2		60.1	53.2
7/2/2024	17:14	58.4	58.3	61.8	54.6
7/2/2024	17:19	59.1		63.3	55.3
7/2/2024	17:24	56.4		61.2	53.4
7/2/2024	17:29	59.6		63.8	55.0
7/2/2024	17:34	57.8		61.1	54.5
7/2/2024	17:39	58.2		60.8	54.9
7/2/2024	17:44	59.1	58.4	61.7	55.4
7/2/2024	17:49	60.3		64.9	56.2
7/2/2024	17:54	57.3		62.0	53.7
7/2/2024	17:59	56.9		59.6	53.1
7/2/2024	18:04	58.6		61.5	54.3
7/2/2024	18:09	56.2		60.2	51.5
7/2/2024	18:14	54.9	55.9	58.3	51.3
7/2/2024	18:19	52.9		55.7	48.9
7/2/2024	18:24	56.7		59.5	53.5
7/2/2024	18:29	53.2		57.6	49.6
7/2/2024	18:34	55.1		58.1	51.5
7/2/2024	18:39	53.7		57.6	49.5
7/2/2024	18:44	54.7	54.8	57.3	51.6
7/2/2024	18:49	56.1		59.6	51.6
7/2/2024	18:54	54.9		59.3	52.5
7/2/2024	18:59	54.1		58.0	51.5
		Mean	53.8		
		Maximum	60.8		
		Minimum	44.6		

Date	Start Time	Leq (5mins)	Leq (30mins)	L10 (5mins)	L90 (5mins)
8/2/2024	7:04	42.7		45.3	40.5
8/2/2024	7:09	42.8		45.9	39.4
8/2/2024	7:14	42.6	42.9	45.0	39.3
8/2/2024	7:19	42.7		45.0	39.4
8/2/2024	7:24	42.9		45.5	39.5
8/2/2024	7:29	43.7		46.4	41.5
8/2/2024	7:34	44.2		46.6	41.2
8/2/2024	7:39	44.1		47.0	41.9
8/2/2024	7:44	43.9	44.3	46.4	40.6
8/2/2024	7:49	44.1		46.5	41.1
8/2/2024	7:54	44.8		47.0	42.5
8/2/2024	7:59	44.6		46.9	41.4
8/2/2024	8:04	44.4		47.5	41.7
8/2/2024	8:09	44.6		47.4	41.4
8/2/2024	8:14	44.5	44.3	47.7	41.7
8/2/2024	8:19	43.9		46.3	41.8
8/2/2024	8:24	44.2		46.4	41.2
8/2/2024	8:29	44.4		47.0	41.8
8/2/2024	8:34	44.9		47.5	42.0
8/2/2024	8:39	45.4		48.2	42.2
8/2/2024	8:44	46.7	46.9	49.6	44.2
8/2/2024	8:49	48.1		51.1	45.1
8/2/2024	8:54	48.8		51.6	46.2
8/2/2024	8:59	46.0		49.4	43.4
8/2/2024	9:04	45.5		48.9	43.0
8/2/2024	9:09	47.4		50.2	44.9
8/2/2024	9:14	46.6	49.9	50.0	43.8
8/2/2024	9:19	53.1		56.4	50.4
8/2/2024	9:24	51.4		54.9	48.9
8/2/2024	9:29	50.6		54.0	47.6
8/2/2024	9:34	50.2		53.6	47.0
8/2/2024	9:39	51.6		54.5	48.8
8/2/2024	9:44	52.0	51.1	54.7	49.4
8/2/2024	9:49	50.7		53.6	48.1
8/2/2024	9:54	51.2		54.1	48.9
8/2/2024	9:59	50.3		54.0	46.7
8/2/2024	10:04	54.4		58.1	51.7
8/2/2024	10:09	54.2		56.5	51.8
8/2/2024	10:14	54.4	55.0	57.9	51.9
8/2/2024	10:19	54.9		58.6	51.2
8/2/2024	10:24	54.3		57.5	50.8
8/2/2024	10:29	56.9		60.0	53.8
8/2/2024	10:34	48.2		50.7	45.6
8/2/2024	10:39	50.2		52.5	47.8
8/2/2024	10:44	49.9	49.4	52.1	47.7
8/2/2024	10:49	48.4		51.4	45.2
8/2/2024	10:54	47.9		50.8	45.0
8/2/2024	10:59	51.1		53.3	48.2
8/2/2024	11:04	51.2		54.9	48.2
8/2/2024	11:09	52.7		55.3	49.2
8/2/2024	11:14	53.7	58.7	56.1	51.5
8/2/2024	11:19	59.4		62.6	56.5
8/2/2024	11:24	60.9		64.4	58.0
8/2/2024	11:29	62.5		66.1	59.9
8/2/2024	11:34	59.9		63.1	57.5
8/2/2024	11:39	61.0		64.1	58.0
8/2/2024	11:44	61.3	58.5	64.7	58.1
8/2/2024	11:49	56.2		59.1	53.6
8/2/2024	11:54	51.2		53.9	47.9
8/2/2024	11:59	48.7		51.7	46.4
8/2/2024	12:04	53.5		56.3	50.7
8/2/2024	12:09	55.0		58.8	52.3
8/2/2024	12:14	56.4	55.1	59.1	53.4
8/2/2024	12:19	56.7		60.0	52.8
8/2/2024	12:24	54.2		57.2	50.3
8/2/2024	12:29	53.4		56.1	50.7
8/2/2024	12:34	54.4		57.7	51.8
8/2/2024	12:39	55.1		58.8	51.2
8/2/2024	12:44	54.6	53.8	58.3	51.0
8/2/2024	12:49	52.5		55.7	49.2
8/2/2024	12:54	52.4		56.1	48.8
8/2/2024	12:59	52.8		55.7	49.0
8/2/2024	13:04	53.5		55.9	50.6
8/2/2024	13:09	54.6		57.9	51.7
8/2/2024	13:14	51.9	53.1	54.5	49.4
8/2/2024	13:19	54.1		58.0	50.3
8/2/2024	13:24	51.3		54.5	48.9
8/2/2024	13:29	52.3		55.1	49.2
8/2/2024	13:34	53.7		57.1	51.0
8/2/2024	13:39	50.8		54.6	47.2
8/2/2024	13:44	54.8	54.3	58.1	51.0
8/2/2024	13:49	54.8		58.6	51.4
8/2/2024	13:54	54.8		58.2	51.1
8/2/2024	13:59	55.7		59.3	51.8
8/2/2024	14:04	57.4		60.7	54.4
8/2/2024	14:09	53.1		56.8	50.1
8/2/2024	14:14	51.9	55.4	54.7	48.7
8/2/2024	14:19	54.4		57.6	51.3
8/2/2024	14:24	57.1		59.6	54.5
8/2/2024	14:29	55.6		58.4	52.8
8/2/2024	14:34	56.3		59.2	52.7
8/2/2024	14:39	52.7		56.3	50.2
8/2/2024	14:44	51.8	54.4	54.4	49.4
8/2/2024	14:49	51.9		56.1	49.0
8/2/2024	14:54	55.2		59.3	51.1
8/2/2024	14:59	56.2		58.9	52.2
8/2/2024	15:04	53.1		56.0	50.4
8/2/2024	15:09	55.2		59.2	51.6
8/2/2024	15:14	55.7	54.6	59.6	52.5
8/2/2024	15:19	56.3		59.2	53.4
8/2/2024	15:24	52.6		55.2	48.5
8/2/2024	15:29	53.4		57.4	50.0
8/2/2024	15:34	58.0		62.0	55.4
8/2/2024	15:39	57.8		60.9	54.0
8/2/2024	15:44	56.2	56.8	59.8	52.7
8/2/2024	15:49	54.9		57.5	51.6
8/2/2024	15:54	55.4		58.6	52.2
8/2/2024	15:59	57.5		61.0	54.5
8/2/2024	16:04	57.7		60.7	53.7
8/2/2024	16:09	57.7		62.0	53.8
8/2/2024	16:14	59.6	58.0	63.3	56.9
8/2/2024	16:19	59.2		63.4	55.6
8/2/2024	16:24	57.1		61.0	53.1
8/2/2024	16:29	54.9		57.5	52.2
8/2/2024	16:34	54.7		57.7	51.5
8/2/2024	16:39	57.0		60.3	53.5
8/2/2024	16:44	55.2	56.8	58.9	52.0
8/2/2024	16:49	57.0		61.5	52.1
8/2/2024	16:54	57.7		60.4	52.9
8/2/2024	16:59	58.3		63.2	54.4
8/2/2024	17:04	59.4		63.6	55.8
8/2/2024	17:09	57.5		60.9	53.6
8/2/2024	17:14	58.3	58.6	62.6	54.8
8/2/2024	17:19	58.3		61.0	55.5
8/2/2024	17:24	60.1		64.9	55.9
8/2/2024	17:29	57.1		59.7	52.5
8/2/2024	17:34	60.2		63.7	57.2
8/2/2024	17:39	60.6		63.7	56.3
8/2/2024	17:44	57.4	58.9	62.3	53.3
8/2/2024	17:49	58.5		62.9	54.3
8/2/2024	17:54	58.6		63.2	54.6
8/2/2024	17:59	57.1		61.1	52.7
8/2/2024	18:04	55.2		58.5	52.5
8/2/2024	18:09	55.5		58.3	52.8
8/2/2024	18:14	52.9	54.8	56.2	48.9
8/2/2024	18:19	54.3		57.9	51.4
8/2/2024	18:24	55.4		58.4	52.5
8/2/2024	18:29	54.7		58.1	51.7
8/2/2024	18:34	54.8		58.8	50.9
8/2/2024	18:39	55.0		59.2	50.3
8/2/2024	18:44	56.4	55.0	60.0	52.8
8/2/2024	18:49	55.0		58.8	50.7
8/2/2024	18:54	53.4		57.6	49.4
8/2/2024	18:59	55.0		57.5	51.4
		Mean	53.4		
		Maximum	58.9		
		Minimum	42.9		

Date	Start Time	Leq (5mins)	Leq (30mins)	L10 (5mins)	L90 (5mins)
9/2/2024	7:04	47.1		50.1	44.7
9/2/2024	7:09	45.5		48.7	42.9
9/2/2024	7:14	47.8	47.5	50.6	45.2
9/2/2024	7:19	47.5		50.5	44.6
9/2/2024	7:24	48.7		51.1	46.1
9/2/2024	7:29	48.0		51.3	44.6
9/2/2024	7:34	48.7		51.1	46.5
9/2/2024	7:39	47.8		50.5	44.8
9/2/2024	7:44	46.6	47.5	49.8	43.5
9/2/2024	7:49	48.8		51.8	46.3
9/2/2024	7:54	45.8		49.0	42.7
9/2/2024	7:59	46.1		49.1	44.0
9/2/2024	8:04	47.2		49.9	44.4
9/2/2024	8:09	47.8		50.2	44.6
9/2/2024	8:14	51.6	49.2	54.5	49.2
9/2/2024	8:19	47.4		50.1	45.2
9/2/2024	8:24	49.6		52.5	47.4
9/2/2024	8:29	49.6		51.7	46.4
9/2/2024	8:34	50.7		53.9	48.1
9/2/2024	8:39	49.4		52.1	46.4
9/2/2024	8:44	49.1	49.0	51.4	46.4
9/2/2024	8:49	47.1		50.2	43.9
9/2/2024	8:54	47.7		50.6	44.2
9/2/2024	8:59	49.1		51.8	46.2
9/2/2024	9:04	50.8		53.5	47.4
9/2/2024	9:09	50.4		52.9	47.1
9/2/2024	9:14	53.6	52.5	57.8	46.8
9/2/2024	9:19	54.6		58.5	47.3
9/2/2024	9:24	53.3		56.9	48.3
9/2/2024	9:29	49.8		53.6	46.4
9/2/2024	9:34	51.6		55.1	46.8
9/2/2024	9:39	49.7		53.2	48.7
9/2/2024	9:44	50.1	50.8	54.2	48.5
9/2/2024	9:49	52.0		55.8	49.0
9/2/2024	9:54	50.4		54.8	48.4
9/2/2024	9:59	50.1		54.2	48.1
9/2/2024	10:04	51.7		55.1	48.4
9/2/2024	10:09	50.3		53.8	49.4
9/2/2024	10:14	54.3	51.9	57.6	47.1
9/2/2024	10:19	50.9		54.3	45.7
9/2/2024	10:24	52.4		55.9	45.1
9/2/2024	10:29	49.9		53.0	47.9
9/2/2024	10:34	50.8		54.0	46.7
9/2/2024	10:39	51.3		55.2	47.7
9/2/2024	10:44	50.2	51.3	53.8	46.4
9/2/2024	10:49	52.1		54.6	48.0
9/2/2024	10:54	51.5		53.9	47.2
9/2/2024	10:59	51.8		55.2	48.1
		Mean	50.0		
		Maximum	52.5		
		Minimum	47.5		

Summary of Noise Monitoring Results during 07:00 - 19:00 at SSNV_M3	
	Leq (30mins)
Mean	53.2
Maximum	60.9
Minimum	42.9

Note:
1. The Leq (5mins) values within the time slots that do not have six consecutive Leq (5mins) values are not included in calculation of Leq (30mins).
2. Short periods of data gaps in tables are due to suspension of monitoring during replacement of batteries for the sound level meter.

Appendix 3-35 Baseline Noise Monitoring Data – 19:00 - 23:00 at SSNV_M3

Station: SSNV_M3

Date	Start Time	Leq (5mins)	Leq (15mins)	Leq (30mins)	L10 (5mins)	L90 (5mins)
26/1/2024	19:04	45.4			48.8	43.0
26/1/2024	19:09	46.7	46.9		50.9	42.9
26/1/2024	19:14	48.1		46.5	51.2	44.9
26/1/2024	19:19	46.8			50.4	43.5
26/1/2024	19:24	46.1	46.2		50.0	42.1
26/1/2024	19:29	45.5			49.9	42.2
26/1/2024	19:34	45.9			49.6	42.9
26/1/2024	19:39	45.8	45.9		49.9	42.0
26/1/2024	19:44	46.1		46.6	49.5	42.2
26/1/2024	19:49	46.1			48.5	42.7
26/1/2024	19:54	47.6	47.2		50.5	45.0
26/1/2024	19:59	47.8			50.0	44.3
26/1/2024	20:04	47.3			50.3	43.9
26/1/2024	20:09	47.3	46.9		49.6	44.7
26/1/2024	20:14	46.0		47.6	48.7	43.3
26/1/2024	20:19	45.6			47.8	43.1
26/1/2024	20:24	50.2	48.3		53.0	47.7
26/1/2024	20:29	47.8			50.2	45.6
26/1/2024	20:34	49.3			52.4	46.8
26/1/2024	20:39	45.9	47.3		48.9	42.4
26/1/2024	20:44	45.8		46.7	48.4	42.8
26/1/2024	20:49	46.0			48.3	42.4
26/1/2024	20:54	46.0	45.9		49.2	44.1
26/1/2024	20:59	45.8			48.8	42.5
26/1/2024	21:04	45.9			49.2	43.9
26/1/2024	21:09	45.9	45.9		48.0	42.8
26/1/2024	21:14	46.0		48.4	48.1	43.5
26/1/2024	21:19	45.4			48.4	42.4
26/1/2024	21:24	53.1	50.0		55.6	50.3
26/1/2024	21:29	47.8			50.8	44.5
26/1/2024	21:34	48.8			50.8	45.8
26/1/2024	21:39	52.8	50.1		54.6	49.7
26/1/2024	21:44	45.9		48.3	47.7	44.1
26/1/2024	21:49	45.5			48.4	43.0
26/1/2024	21:54	45.5	45.5		47.6	43.0
26/1/2024	21:59	45.5			47.8	42.7
26/1/2024	22:04	47.1			49.1	44.3
26/1/2024	22:09	46.7	46.2		49.4	44.8
26/1/2024	22:14	44.6		45.6	47.4	42.5
26/1/2024	22:19	44.5			46.1	42.5
26/1/2024	22:24	45.3	44.9		48.1	42.5
26/1/2024	22:29	44.8			46.5	42.8
26/1/2024	22:34	44.4			46.0	42.7
26/1/2024	22:39	43.1	43.8		44.7	41.1
26/1/2024	22:44	43.8		43.8	46.2	42.1
26/1/2024	22:49	43.4			45.8	41.5
26/1/2024	22:54	43.8	43.8		46.1	41.7
26/1/2024	22:59	44.1			46.4	42.6
		Mean	46.6	46.7		
		Maximum	50.1	48.4		
		Minimum	43.8	43.8		

Date	Start Time	Leq (5mins)	Leq (15mins)	Leq (30mins)	L10 (5mins)	L90 (5mins)
27/1/2024	19:03	49.6			52.0	45.5
27/1/2024	19:08	50.3	49.8		54.2	46.0
27/1/2024	19:13	49.3		49.0	53.1	45.2
27/1/2024	19:18	47.3			51.0	43.5
27/1/2024	19:23	46.9	48.2		51.2	42.7
27/1/2024	19:28	49.7			53.2	47.1
27/1/2024	19:33	49.3			52.6	45.5
27/1/2024	19:38	49.5	49.0		52.0	46.4
27/1/2024	19:43	48.2		48.5	52.3	44.7
27/1/2024	19:48	47.4			51.5	43.8
27/1/2024	19:53	47.4	47.8		49.9	43.6
27/1/2024	19:58	48.6			52.4	44.3
27/1/2024	20:03	48.0			50.3	45.3
27/1/2024	20:08	44.7	46.3		48.1	41.8
27/1/2024	20:13	45.5		45.9	48.4	42.8
27/1/2024	20:18	44.7			47.9	41.1
27/1/2024	20:23	45.0	45.3		47.6	42.8
27/1/2024	20:28	46.2			48.8	43.3
27/1/2024	20:33	46.4			49.5	43.1
27/1/2024	20:38	46.8	46.4		49.2	43.3
27/1/2024	20:43	46.0		46.4	48.6	43.4
27/1/2024	20:48	46.0			48.7	42.9
27/1/2024	20:53	46.2	46.5		48.6	43.8
27/1/2024	20:58	47.1			50.5	44.0
27/1/2024	21:03	47.3			49.7	45.0
27/1/2024	21:08	44.5	45.4		47.6	42.6
27/1/2024	21:13	43.5		44.7	46.7	41.2
27/1/2024	21:18	44.5			47.7	41.5
27/1/2024	21:23	42.9	43.7		45.6	41.1
27/1/2024	21:28	43.7			46.7	40.6
27/1/2024	21:33	42.5			45.2	40.3
27/1/2024	21:38	41.7	43.0		45.0	38.5
27/1/2024	21:43	44.4		42.9	46.3	42.2
27/1/2024	21:48	43.6			46.9	41.9
27/1/2024	21:53	42.7	42.8		44.4	40.1
27/1/2024	21:58	41.9			44.7	40.0
27/1/2024	22:03	44.0			46.7	42.0
27/1/2024	22:08	41.0	42.6		42.9	38.4
27/1/2024	22:13	42.4		42.3	45.0	40.4
27/1/2024	22:18	40.8			43.4	39.0
27/1/2024	22:23	42.4	41.9		45.2	40.1
27/1/2024	22:28	42.3			44.0	39.4
27/1/2024	22:33	43.4			45.9	41.0
27/1/2024	22:38	42.2	43.5		45.0	39.8
27/1/2024	22:43	44.6		43.1	46.6	42.8
27/1/2024	22:48	42.4			44.2	40.8
27/1/2024	22:53	42.1	42.6		45.0	40.1
27/1/2024	22:58	43.1			45.9	40.4
		42.5	45.3	45.3		
		44.3	49.8	49.0		
		Minimum	41.9	42.3		

Date	Start Time	Leq (5mins)	Leq (15mins)	Leq (30mins)	L10 (5mins)	L90 (5mins)
28/1/2024	19:03	53.7			56.3	51.3
28/1/2024	19:08	49.5	51.6		52.2	46.0
28/1/2024	19:13	50.5		51.5	53.0	46.5
28/1/2024	19:18	52.3			54.9	48.0
28/1/2024	19:23	49.8	51.4		53.9	46.9
28/1/2024	19:28	51.6			54.7	47.9
28/1/2024	19:33	50.1			54.3	46.6
28/1/2024	19:38	50.9	51.1		53.8	47.9
28/1/2024	19:43	52.1		50.9	55.0	48.5
28/1/2024	19:48	51.9			56.0	48.5
28/1/2024	19:53	49.6	50.6		53.7	46.5
28/1/2024	19:58	49.9			52.8	46.6
28/1/2024	20:03	50.4			53.4	46.7
28/1/2024	20:08	49.8	50.0		53.1	46.3
28/1/2024	20:13	49.8		49.1	52.5	46.2
28/1/2024	20:18	48.5			51.8	45.6
28/1/2024	20:23	48.2	47.9		51.5	44.7
28/1/2024	20:28	46.9			50.5	43.7
28/1/2024	20:33	49.2			52.9	46.7
28/1/2024	20:38	50.0	48.9		53.5	47.1
28/1/2024	20:43	46.8		48.7	49.2	43.6
28/1/2024	20:48	49.0			51.8	46.7
28/1/2024	20:53	49.6	48.5		51.8	46.5
28/1/2024	20:58	46.2			49.0	43.2
28/1/2024	21:03	47.1			50.0	45.1
28/1/2024	21:08	44.9	46.3		47.2	41.8
28/1/2024	21:13	46.7		45.7	49.1	44.7
28/1/2024	21:18	44.4			47.7	41.7
28/1/2024	21:23	44.6	45.1		46.5	42.3
28/1/2024	21:28	46.0			48.3	43.4
28/1/2024	21:33	46.2			49.4	44.5
28/1/2024	21:38	44.8	45.3		47.0	41.7
28/1/2024	21:43	44.7		45.4	46.7	41.6
28/1/2024	21:48	46.0			47.9	43.3
28/1/2024	21:53	46.2	45.5		48.9	43.9
28/1/2024	21:58	43.8			46.7	41.6
28/1/2024	22:03	43.2			45.1	41.4
28/1/2024	22:08	43.7	43.5		46.3	40.8
28/1/2024	22:13	43.7		43.4	46.3	41.2
28/1/2024	22:18	43.0			44.9	40.3
28/1/2024	22:23	42.5	43.3		44.2	40.7
28/1/2024	22:28	44.3			46.0	41.8
28/1/2024	22:33	41.7			43.6	39.9
28/1/2024	22:38	43.5	42.5		46.4	40.8
28/1/2024	22:43	42.0		42.8	44.2	39.8
28/1/2024	22:48	43.9			45.8	41.1
28/1/2024	22:53	43.3	43.0		46.1	41.7
28/1/2024	22:58	41.5			43.8	39.2
		Mean	47.2	47.2		
		Maximum	51.6	51.5		
		Minimum	42.5	42.8		

Station: SSNV_M3

Date	Start Time	Leq (5mins)	Leq (15mins)	Leq (30mins)	L10 (5mins)	L90 (5mins)
29/1/2024	19:02	54.0			57.4	49.9
29/1/2024	19:07	55.0	54.2		58.6	52.5
29/1/2024	19:12	53.5		52.8	56.8	49.8
29/1/2024	19:17	51.8			55.5	49.2
29/1/2024	19:22	50.4	50.6		52.8	47.0
29/1/2024	19:27	49.3			52.2	45.8
29/1/2024	19:32	51.4			55.6	47.0
29/1/2024	19:37	51.5	51.8		54.8	47.9
29/1/2024	19:42	52.3		51.2	55.3	48.1
29/1/2024	19:47	50.7			55.0	46.3
29/1/2024	19:52	51.1	50.6		54.8	46.8
29/1/2024	19:57	50.0			54.3	46.6
29/1/2024	20:02	51.5			54.5	49.1
29/1/2024	20:07	49.5	51.3		53.1	46.7
29/1/2024	20:12	52.3		50.1	55.6	49.2
29/1/2024	20:17	47.3			49.7	44.9
29/1/2024	20:22	48.5	48.7		52.0	45.3
29/1/2024	20:27	49.8			53.1	46.5
29/1/2024	20:32	49.1			51.4	46.5
29/1/2024	20:37	49.6	49.6		53.2	46.8
29/1/2024	20:42	50.1		48.9	53.2	47.0
29/1/2024	20:47	47.4			51.0	45.1
29/1/2024	20:52	48.5	48.1		52.2	44.9
29/1/2024	20:57	48.2			51.9	44.7
29/1/2024	21:02	49.8			51.6	47.8
29/1/2024	21:07	48.5	49.4		50.5	45.7
29/1/2024	21:12	49.8		48.0	52.5	47.7
29/1/2024	21:17	45.8			48.3	42.9
29/1/2024	21:22	44.5	45.8		46.9	42.8
29/1/2024	21:27	46.8			49.7	43.7
29/1/2024	21:32	45.6			48.3	43.3
29/1/2024	21:37	46.9	45.9		48.9	44.6
29/1/2024	21:42	44.8		45.8	47.8	41.9
29/1/2024	21:47	46.5			49.8	44.3
29/1/2024	21:52	45.0	45.8		47.8	41.7
29/1/2024	21:57	45.7			49.0	44.0
29/1/2024	22:02	45.6			47.5	43.3
29/1/2024	22:07	47.0	46.3		49.9	45.1
29/1/2024	22:12	46.2		45.1	49.1	44.0
29/1/2024	22:17	43.8			46.3	41.4
29/1/2024	22:22	44.2	43.6		46.8	42.0
29/1/2024	22:27	42.5			44.1	40.8
29/1/2024	22:32	42.5			44.8	40.2
29/1/2024	22:37	41.7	42.6		44.3	38.9
29/1/2024	22:42	43.4		42.5	45.1	41.8
29/1/2024	22:47	42.8			45.5	39.9
29/1/2024	22:52	42.3	42.4		45.0	39.5
29/1/2024	22:57	42.2			43.9	40.6
		Mean	47.9	48.1		
		Maximum	54.2	52.8		
		Minimum	42.4	42.5		

Date	Start Time	Leq (5mins)	Leq (15mins)	Leq (30mins)	L10 (5mins)	L90 (5mins)
30/1/2024	19:02	48.9			53.1	46.5
30/1/2024	19:07	48.6	48.1		52.8	44.8
30/1/2024	19:12	46.4		47.2	48.8	42.7
30/1/2024	19:17	46.9			50.3	44.1
30/1/2024	19:22	45.9	46.0		49.1	41.9
30/1/2024	19:27	44.8			48.0	41.3
30/1/2024	19:32	43.8			46.2	40.2
30/1/2024	19:37	43.9	44.0		47.6	39.5
30/1/2024	19:42	44.4		44.3	48.4	40.8
30/1/2024	19:47	44.9			47.6	41.1
30/1/2024	19:52	44.2	44.5		48.3	40.2
30/1/2024	19:57	44.4			47.5	42.2
30/1/2024	20:02	44.2			47.5	41.8
30/1/2024	20:07	46.9	46.4		50.2	44.3
30/1/2024	20:12	47.5		48.7	51.0	44.7
30/1/2024	20:17	49.6			52.0	45.9
30/1/2024	20:22	48.4	50.2		52.0	45.0
30/1/2024	20:27	51.9			54.4	49.3
30/1/2024	20:32	51.2			53.5	49.0
30/1/2024	20:37	51.5	50.5		54.8	48.9
30/1/2024	20:42	47.9		49.8	50.5	45.2
30/1/2024	20:47	48.3			51.2	44.7
30/1/2024	20:52	47.8	49.1		50.6	44.8
30/1/2024	20:57	50.6			53.6	48.0
30/1/2024	21:02	48.3			51.3	45.5
30/1/2024	21:07	48.2	47.6		50.8	45.6
30/1/2024	21:12	45.8		47.4	48.6	43.1
30/1/2024	21:17	46.5			49.2	44.2
30/1/2024	21:22	46.8	47.3		48.5	43.7
30/1/2024	21:27	48.3			51.6	45.3
30/1/2024	21:32	50.5			53.5	47.8
30/1/2024	21:37	47.0	48.4		49.5	44.0
30/1/2024	21:42	46.7		47.6	49.4	44.0
30/1/2024	21:47	46.9			50.2	44.8
30/1/2024	21:52	47.0	46.5		50.3	44.2
30/1/2024	21:57	45.7			48.3	43.0
30/1/2024	22:02	46.6			49.0	44.8
30/1/2024	22:07	43.6	45.0		45.6	40.7
30/1/2024	22:12	44.0		44.1	46.8	41.3
30/1/2024	22:17	43.2			45.0	40.5
30/1/2024	22:22	42.9	43.0		44.9	40.3
30/1/2024	22:27	43.0			44.8	40.5
30/1/2024	22:32	43.6			45.4	42.0
30/1/2024	22:37	43.1	43.4		44.8	40.9
30/1/2024	22:42	43.4		43.0	45.1	40.9
30/1/2024	22:47	43.0			44.9	40.3
30/1/2024	22:52	42.3	42.6		44.5	40.3
30/1/2024	22:57	42.5			44.4	40.2
		Mean	46.4	46.5		
		Maximum	50.5	49.8		
		Minimum	42.6	43.0		

Date	Start Time	Leq (5mins)	Leq (15mins)	Leq (30mins)	L10 (5mins)	L90 (5mins)
31/1/2024	19:04	51.7			55.9	47.8
31/1/2024	19:09	51.4	50.9		55.4	48.5
31/1/2024	19:14	49.3		51.3	52.1	45.1
31/1/2024	19:19	51.2			54.5	47.2
31/1/2024	19:24	52.1	51.6		55.7	49.4
31/1/2024	19:29	51.4			53.8	47.4
31/1/2024	19:34	49.8			52.3	45.9
31/1/2024	19:39	50.3	50.4		53.9	47.3
31/1/2024	19:44	50.9		51.0	54.7	47.3
31/1/2024	19:49	51.3			55.1	47.3
31/1/2024	19:54	50.8	51.6		53.9	47.8
31/1/2024	19:59	52.4			55.3	49.5
31/1/2024	20:04	47.8			51.0	45.5
31/1/2024	20:09	49.8	48.9		52.1	47.1
31/1/2024	20:14	49.0		48.7	52.2	45.5
31/1/2024	20:19	48.7			51.4	45.0
31/1/2024	20:24	48.3	48.3		51.6	44.6
31/1/2024	20:29	48.0			50.5	45.1
31/1/2024	20:34	48.1			50.4	45.8
31/1/2024	20:39	49.6	48.7		52.0	45.9
31/1/2024	20:44	48.2		49.3	51.1	45.9
31/1/2024	20:49	47.6			51.2	44.9
31/1/2024	20:54	51.6	49.9		54.0	48.7
31/1/2024	20:59	49.4			52.5	46.3
31/1/2024	21:04	48.9			52.0	46.9
31/1/2024	21:09	53.1	51.6		55.3	49.8
31/1/2024	21:14	51.9		50.1	54.7	50.1
31/1/2024	21:19	48.1			50.4	46.2
31/1/2024	21:24	47.6	47.7		49.8	45.0
31/1/2024	21:29	47.5			49.8	44.6
31/1/2024	21:34	49.0			51.8	46.4
31/1/2024	21:39	51.9	50.3		55.2	49.9
31/1/2024	21:44	49.3		49.0	51.5	46.4
31/1/2024	21:49	48.4			51.3	45.1
31/1/2024	21:54	48.3	47.3		50.1	45.9
31/1/2024	21:59	44.2			46.3	41.3
31/1/2024	22:04	44.7			46.8	42.4
31/1/2024	22:09	46.0	45.9		48.4	43.4
31/1/2024	22:14	46.6		48.7	49.1	44.3
31/1/2024	22:19	50.6			53.1	47.9
31/1/2024	22:24	51.9	50.4		53.8	50.3
31/1/2024	22:29	47.9			50.3	45.3
31/1/2024	22:34	46.5			48.4	43.9
31/1/2024	22:39	46.8	46.7		48.4	44.8
31/1/2024	22:44	46.9		46.3	48.6	45.2
31/1/2024	22:49	46.8			49.3	44.8
31/1/2024	22:54	46.7	45.9		48.7	45.3
31/1/2024	22:59	43.6			45.6	42.1
		Mean	49.1	49.3		
		Maximum	51.6	51.3		
		Minimum	45.9	46.3		

Station: SSNV_M3

Date	Start Time	Leq (5mins)	Leq (15mins)	Leq (30mins)	L10 (5mins)	L90 (5mins)
1/2/2024	19:04	52.3			54.8	49.8
1/2/2024	19:09	51.8	51.4		56.1	47.4
1/2/2024	19:14	49.7		51.0	53.8	47.2
1/2/2024	19:19	49.9			54.1	47.3
1/2/2024	19:24	51.3	50.5		55.5	47.8
1/2/2024	19:29	50.1			53.5	46.5
1/2/2024	19:34	49.9			52.3	45.5
1/2/2024	19:39	51.9	50.9		55.2	49.0
1/2/2024	19:44	50.8		51.3	53.8	48.3
1/2/2024	19:49	52.3			54.7	50.0
1/2/2024	19:54	51.8	51.5		55.5	48.3
1/2/2024	19:59	50.3			52.9	47.2
1/2/2024	20:04	48.7			51.6	46.2
1/2/2024	20:09	49.3	49.0		52.7	46.4
1/2/2024	20:14	49.1		48.2	52.4	46.9
1/2/2024	20:19	47.4			51.0	44.7
1/2/2024	20:24	47.0	47.2		50.3	44.4
1/2/2024	20:29	47.3			50.8	43.8
1/2/2024	20:34	47.3			49.5	45.0
1/2/2024	20:39	48.6	47.4		51.9	45.4
1/2/2024	20:44	45.9		46.6	48.5	42.4
1/2/2024	20:49	46.0			48.4	44.3
1/2/2024	20:54	45.2	45.6		48.1	43.0
1/2/2024	20:59	45.4			48.4	42.1
1/2/2024	21:04	44.9			48.1	42.8
1/2/2024	21:09	44.4	44.7		46.5	42.0
1/2/2024	21:14	44.8		44.9	46.5	42.9
1/2/2024	21:19	45.0			47.4	42.8
1/2/2024	21:24	45.0	45.1		47.0	43.2
1/2/2024	21:29	45.4			48.2	43.3
1/2/2024	21:34	45.0			47.5	42.8
1/2/2024	21:39	45.0	45.0		48.2	43.1
1/2/2024	21:44	44.9		46.1	47.0	42.0
1/2/2024	21:49	45.7			48.6	43.3
1/2/2024	21:54	47.6	46.9		49.7	44.9
1/2/2024	21:59	47.3			49.0	44.6
1/2/2024	22:04	44.9			46.5	43.3
1/2/2024	22:09	44.4	44.5		46.9	42.1
1/2/2024	22:14	44.1		44.1	46.5	41.2
1/2/2024	22:19	44.0			46.7	42.4
1/2/2024	22:24	44.0	43.6		45.7	41.9
1/2/2024	22:29	42.9			45.6	41.2
1/2/2024	22:34	43.5			46.1	40.7
1/2/2024	22:39	43.5	43.3		46.3	41.4
1/2/2024	22:44	43.0		43.5	45.1	40.9
1/2/2024	22:49	43.9			45.4	41.8
1/2/2024	22:54	43.5	43.6		45.9	41.6
1/2/2024	22:59	43.4			45.3	41.1
		Mean	46.9	46.9		
		Maximum	51.5	51.3		
		Minimum	43.3	43.5		

Date	Start Time	Leq (5mins)	Leq (15mins)	Leq (30mins)	L10 (5mins)	L90 (5mins)
2/2/2024	19:02	54.9			59.2	50.9
2/2/2024	19:07	49.7	52.7		52.1	45.5
2/2/2024	19:12	52.1		51.5	56.0	48.4
2/2/2024	19:17	49.3			52.7	46.1
2/2/2024	19:22	50.4	49.8		54.8	46.6
2/2/2024	19:27	49.7			53.1	45.7
2/2/2024	19:32	51.2			55.2	46.8
2/2/2024	19:37	49.9	51.2		54.2	46.8
2/2/2024	19:42	52.3		51.2	56.2	48.6
2/2/2024	19:47	52.3			56.7	49.5
2/2/2024	19:52	51.0	51.3		53.2	48.8
2/2/2024	19:57	50.2			53.6	46.9
2/2/2024	20:02	50.9			53.1	47.8
2/2/2024	20:07	47.0	49.0		50.7	43.3
2/2/2024	20:12	48.3		48.5	51.8	46.0
2/2/2024	20:17	45.7			48.5	42.6
2/2/2024	20:22	48.9	47.8		51.3	45.6
2/2/2024	20:27	48.3			51.5	45.7
2/2/2024	20:32	47.8			50.0	44.9
2/2/2024	20:37	48.5	48.0		52.2	45.5
2/2/2024	20:42	47.5		48.5	49.9	45.3
2/2/2024	20:47	49.4			53.0	46.2
0/1/1900	20:52	47.6	49.0		50.1	45.1
2/2/2024	20:57	49.6			52.4	46.7
2/2/2024	21:02	48.7			50.7	46.7
2/2/2024	21:07	48.3	47.5		50.3	46.2
2/2/2024	21:12	44.6		46.6	47.2	41.4
2/2/2024	21:17	45.0			47.1	42.0
2/2/2024	21:22	45.5	45.3		48.4	43.1
2/2/2024	21:27	45.5			48.5	43.6
2/2/2024	21:32	46.4			48.8	44.5
2/2/2024	21:37	45.1	46.0		48.1	43.4
2/2/2024	21:42	46.3		45.7	49.3	44.5
2/2/2024	21:47	45.1			46.9	42.7
2/2/2024	21:52	46.2	45.5		48.0	44.4
2/2/2024	21:57	45.0			47.8	43.4
2/2/2024	22:02	44.4			46.5	42.5
2/2/2024	22:07	43.2	43.5		45.7	40.3
2/2/2024	22:12	43.0		43.1	45.5	40.6
2/2/2024	22:17	43.0			44.9	40.6
2/2/2024	22:22	42.5	42.6		44.9	40.7
2/2/2024	22:27	42.4			44.8	40.1
2/2/2024	22:32	42.8			45.5	40.3
2/2/2024	22:37	42.4	42.6		45.3	39.8
2/2/2024	22:42	42.8		42.6	45.1	41.0
2/2/2024	22:47	42.5			44.2	40.0
2/2/2024	22:52	42.7	42.6		44.4	40.4
2/2/2024	22:57	42.7			44.8	40.4
		Mean	47.2	47.2		
		Maximum	52.7	51.5		
		Minimum	42.6	42.6		

Date	Start Time	Leq (5mins)	Leq (15mins)	Leq (30mins)	L10 (5mins)	L90 (5mins)
3/2/2024	19:02	49.8			53.5	46.1
3/2/2024	19:07	50.6	50.1		53.6	46.9
3/2/2024	19:12	49.9		50.3	53.4	46.6
3/2/2024	19:17	50.1			53.0	46.6
3/2/2024	19:22	50.1	50.5		54.1	47.4
3/2/2024	19:27	51.1			54.5	48.5
3/2/2024	19:32	51.0			53.8	48.5
3/2/2024	19:37	51.9	51.6		54.3	48.0
3/2/2024	19:42	51.7		51.4	54.2	47.5
3/2/2024	19:47	50.3			53.7	47.8
3/2/2024	19:52	52.2	51.3		55.2	48.7
3/2/2024	19:57	51.2			53.5	47.7
3/2/2024	20:02	50.1			52.3	46.8
3/2/2024	20:07	47.2	49.0		49.7	44.5
3/2/2024	20:12	49.1		48.8	52.1	45.8
3/2/2024	20:17	47.2			50.1	43.9
3/2/2024	20:22	49.6	48.7		52.1	45.9
3/2/2024	20:27	49.0			52.5	45.5
3/2/2024	20:32	49.5			52.6	47.1
3/2/2024	20:37	47.9	48.4		50.9	44.8
3/2/2024	20:42	47.7		48.6	50.9	44.7
3/2/2024	20:47	50.1			52.6	47.4
3/2/2024	20:52	48.7	48.8		52.0	45.5
3/2/2024	20:57	47.2			50.4	44.1
3/2/2024	21:02	45.2			47.2	42.2
3/2/2024	21:07	46.5	46.0		48.5	44.6
3/2/2024	21:12	46.3		46.1	49.0	44.5
3/2/2024	21:17	46.9			48.8	44.8
3/2/2024	21:22	45.0	46.1		47.0	41.7
3/2/2024	21:27	46.3			48.5	44.1
3/2/2024	21:32	45.2			47.1	42.5
3/2/2024	21:37	44.6	44.7		46.8	41.7
3/2/2024	21:42	44.2		44.7	46.6	42.5
3/2/2024	21:47	44.6			46.3	43.0
3/2/2024	21:52	45.1	44.7		46.7	43.0
3/2/2024	21:57	44.3			46.6	41.8
3/2/2024	22:02	44.1			46.5	41.8
3/2/2024	22:07	44.2	44.2		45.9	42.5
3/2/2024	22:12	44.3		43.3	46.3	42.0
3/2/2024	22:17	42.1			44.1	40.5
3/2/2024	22:22	41.9	42.1		44.1	39.2
3/2/2024	22:27	42.2			44.6	40.5
3/2/2024	22:32	42.5			44.2	40.4
3/2/2024	22:37	43.6	43.5		45.3	41.7
3/2/2024	22:42	44.3		43.6	46.5	41.9
3/2/2024	22:47	44.5			46.1	42.4
3/2/2024	22:52	43.6	43.6		45.2	41.6
3/2/2024	22:57	42.6			45.0	40.5
		Mean	47.1	47.1		
		Maximum	51.6	51.4		
		Minimum	42.1	43.3		

Station: SSNV_M3

Date	Start Time	Leq (5mins)	Leq (15mins)	Leq (30mins)	L10 (5mins)	L90 (5mins)
4/2/2024	19:02	50.9			55.2	46.8
4/2/2024	19:07	49.6	51.1		53.6	47.2
4/2/2024	19:12	52.3		50.8	56.4	48.7
4/2/2024	19:17	50.5			55.5	47.3
4/2/2024	19:22	49.4	50.6		53.3	45.9
4/2/2024	19:27	51.5			55.8	48.0
4/2/2024	19:32	51.4			56.3	48.0
4/2/2024	19:37	50.9	50.8		56.3	47.8
4/2/2024	19:42	50.1		50.9	55.3	46.4
4/2/2024	19:47	52.0			57.7	49.8
4/2/2024	19:52	50.1	51.0		54.6	47.3
4/2/2024	19:57	50.6			56.2	48.1
4/2/2024	20:02	47.2			51.8	43.5
4/2/2024	20:07	48.4	48.0		53.5	45.1
4/2/2024	20:12	48.3		48.2	53.0	45.1
4/2/2024	20:17	49.0			54.8	46.5
4/2/2024	20:22	47.5	48.4		52.0	44.5
4/2/2024	20:27	48.7			51.2	46.1
4/2/2024	20:32	49.7			52.3	46.9
4/2/2024	20:37	49.6	49.2		52.4	46.7
4/2/2024	20:42	48.3		47.3	51.1	45.1
4/2/2024	20:47	44.0			46.7	40.8
4/2/2024	20:52	43.5	43.9		45.4	40.9
4/2/2024	20:57	44.0			47.1	40.9
4/2/2024	21:02	43.7			46.8	41.4
4/2/2024	21:07	43.5	43.8		46.6	41.0
4/2/2024	21:12	44.2		43.9	46.2	42.0
4/2/2024	21:17	44.2			46.5	41.5
4/2/2024	21:22	44.1	44.0		46.2	41.1
4/2/2024	21:27	43.7			47.0	41.8
4/2/2024	21:32	43.6			46.1	40.7
4/2/2024	21:37	44.1	44.1		46.5	41.1
4/2/2024	21:42	44.6		44.1	47.4	42.1
4/2/2024	21:47	44.5			46.8	42.2
4/2/2024	21:52	43.9	44.1		46.8	41.9
4/2/2024	21:57	43.9			46.0	41.0
4/2/2024	22:02	42.7			45.1	40.8
4/2/2024	22:07	42.6	42.6		44.9	40.4
4/2/2024	22:12	42.5		42.5	44.7	40.1
4/2/2024	22:17	42.6			44.9	40.8
4/2/2024	22:22	42.4	42.5		45.3	40.7
4/2/2024	22:27	42.4			45.0	39.5
4/2/2024	22:32	42.6			44.4	40.5
4/2/2024	22:37	42.5	42.5		45.2	40.5
4/2/2024	22:42	42.6		42.5	44.6	40.3
4/2/2024	22:47	42.3			44.2	40.1
4/2/2024	22:52	42.4	42.5		44.8	40.0
4/2/2024	22:57	42.7			45.1	41.2
		Mean	46.2	46.3		
		Maximum	51.1	50.9		
		Minimum	42.5	42.5		

Date	Start Time	Leq (5mins)	Leq (15mins)	Leq (30mins)	L10 (5mins)	L90 (5mins)
5/2/2024	19:00	47.2			50.7	42.9
5/2/2024	19:05	47.6	47.4		51.2	44.5
5/2/2024	19:10	47.4		47.9	50.4	44.9
5/2/2024	19:15	47.3			50.3	43.9
5/2/2024	19:20	48.1	48.3		52.3	44.9
5/2/2024	19:25	49.3			51.7	45.1
5/2/2024	19:30	47.0			50.9	42.7
5/2/2024	19:35	48.8	48.3		51.2	45.2
5/2/2024	19:40	48.8		48.3	51.3	44.6
5/2/2024	19:45	49.3			52.7	45.5
5/2/2024	19:50	49.6	48.3		52.8	45.7
5/2/2024	19:55	44.5			48.1	42.3
5/2/2024	20:00	44.4			47.3	41.1
5/2/2024	20:05	45.3	45.0		47.8	41.9
5/2/2024	20:10	45.3		45.9	48.9	41.8
5/2/2024	20:15	47.3			49.9	44.7
5/2/2024	20:20	46.0	46.7		48.3	43.4
5/2/2024	20:25	46.7			50.1	43.2
5/2/2024	20:30	44.4			47.0	42.1
5/2/2024	20:35	46.9	46.4		49.7	43.8
5/2/2024	20:40	47.3		45.7	49.6	44.1
5/2/2024	20:45	44.6			47.8	41.8
5/2/2024	20:50	45.1	45.0		47.8	42.0
5/2/2024	20:55	45.2			48.3	41.9
5/2/2024	21:00	45.2			47.8	41.9
5/2/2024	21:05	45.2	45.2		47.1	42.1
5/2/2024	21:10	45.2		45.2	48.5	43.3
5/2/2024	21:15	44.9			47.2	41.8
5/2/2024	21:20	45.6	45.2		47.9	43.8
5/2/2024	21:25	45.0			47.2	41.7
0/1/1900	21:30	44.6			47.3	42.3
5/2/2024	21:35	44.5	44.5		46.4	42.4
5/2/2024	21:40	44.2		44.5	45.9	41.4
5/2/2024	21:45	44.7			47.6	41.4
5/2/2024	21:50	44.6	44.6		47.0	42.8
5/2/2024	21:55	44.3			46.1	41.9
5/2/2024	22:00	43.1			44.9	40.8
5/2/2024	22:05	42.8	42.9		45.6	41.2
5/2/2024	22:10	42.8		42.8	44.4	40.5
5/2/2024	22:15	42.6			45.4	40.7
5/2/2024	22:20	42.8	42.6		45.4	41.0
5/2/2024	22:25	42.5			44.6	40.9
5/2/2024	22:30	42.6			44.3	39.7
5/2/2024	22:35	42.7	42.7		45.1	40.8
5/2/2024	22:40	42.8		42.6	45.6	39.9
5/2/2024	22:45	42.3			44.5	39.8
5/2/2024	22:50	42.7	42.4		44.8	40.6
5/2/2024	22:55	42.2			44.4	40.3
		Mean	45.3	45.4		
		Maximum	48.3	48.3		
		Minimum	42.4	42.6		

Date	Start Time	Leq (5mins)	Leq (15mins)	Leq (30mins)	L10 (5mins)	L90 (5mins)
6/2/2024	19:00	49.3			53.4	46.8
6/2/2024	19:05	51.3	51.0		54.9	47.6
6/2/2024	19:10	52.0		50.9	55.9	48.0
6/2/2024	19:15	50.3			53.5	46.0
6/2/2024	19:20	52.1	50.9		55.2	49.5
6/2/2024	19:25	49.9			53.4	45.5
6/2/2024	19:30	50.7			53.9	48.3
6/2/2024	19:35	49.3	49.6		53.3	46.6
6/2/2024	19:40	48.6		49.2	51.4	44.9
6/2/2024	19:45	49.8			54.1	47.1
6/2/2024	19:50	49.0	48.8		52.3	46.1
6/2/2024	19:55	47.2			50.3	44.4
6/2/2024	20:00	49.1			51.9	45.6
6/2/2024	20:05	48.3	49.2		51.8	45.4
6/2/2024	20:10	50.1		48.8	52.9	46.9
6/2/2024	20:15	47.4			50.7	44.5
6/2/2024	20:20	49.7	48.3		53.2	46.5
6/2/2024	20:25	47.3			50.6	44.8
6/2/2024	20:30	47.9			50.8	45.4
6/2/2024	20:35	47.6	47.1		50.4	44.9
6/2/2024	20:40	45.6		46.7	47.8	43.4
6/2/2024	20:45	45.9			49.1	43.1
6/2/2024	20:50	47.1	46.1		49.9	44.3
6/2/2024	20:55	45.2			47.6	42.0
6/2/2024	21:00	45.1			46.8	42.9
6/2/2024	21:05	46.4	46.4		49.2	44.6
6/2/2024	21:10	47.4		47.1	49.5	45.1
6/2/2024	21:15	47.9			51.0	44.6
6/2/2024	21:20	47.4	47.7		49.2	45.3
6/2/2024	21:25	47.7			49.8	46.0
6/2/2024	21:30	47.6			50.1	45.2
6/2/2024	21:35	47.5	47.6		49.6	45.2
6/2/2024	21:40	47.6		47.6	50.8	44.5
6/2/2024	21:45	48.6			50.3	45.9
6/2/2024	21:50	47.6	47.7		49.5	45.2
6/2/2024	21:55	46.6			49.5	44.5
6/2/2024	22:00	43.8			45.7	41.3
6/2/2024	22:05	43.2	43.5		45.7	40.3
6/2/2024	22:10	43.5		43.4	45.2	40.7
6/2/2024	22:15	43.2			44.8	41.4
6/2/2024	22:20	43.3	43.2		46.0	41.1
6/2/2024	22:25	43.2			45.5	41.2
6/2/2024	22:30	43.7			45.3	41.2
6/2/2024	22:35	43.3	43.3		45.1	41.7
6/2/2024	22:40	42.8		43.2	44.9	41.1
6/2/2024	22:45	43.3			45.0	41.4
6/2/2024	22:50	42.8	43.0		44.4	40.7
6/2/2024	22:55	43.0			44.4	41.3
		Mean	47.1	47.1		
		Maximum	51.0	50.9		
		Minimum	43.0	43.2		

Station: SSNV_M3

Date	Start Time	Leq (5mins)	Leq (15mins)	Leq (30mins)	L10 (5mins)	L90 (5mins)
7/2/2024	19:04	52.9			55.6	49.6
7/2/2024	19:09	52.9	52.4		56.3	49.9
7/2/2024	19:14	51.3		51.6	54.3	47.3
7/2/2024	19:19	49.3			51.8	46.9
7/2/2024	19:24	51.7	50.6		54.3	48.9
7/2/2024	19:29	50.5			54.0	46.9
7/2/2024	19:34	50.4			54.3	47.0
7/2/2024	19:39	52.1	51.0		56.3	48.4
7/2/2024	19:44	50.1		50.9	54.3	46.8
7/2/2024	19:49	49.5			52.5	47.1
7/2/2024	19:54	51.4	50.7		54.0	48.0
7/2/2024	19:59	51.1			54.1	48.2
7/2/2024	20:04	52.0			55.7	48.3
7/2/2024	20:09	49.8	50.1		52.4	47.4
7/2/2024	20:14	47.0		49.5	49.4	44.7
7/2/2024	20:19	46.8			49.1	43.7
7/2/2024	20:24	48.5	48.8		50.9	46.2
7/2/2024	20:29	50.3			54.0	47.2
7/2/2024	20:34	47.1			50.3	43.8
7/2/2024	20:39	48.4	48.7		51.1	45.9
7/2/2024	20:44	50.1		49.1	53.7	47.0
7/2/2024	20:49	49.4			53.0	46.2
7/2/2024	20:54	49.1	49.5		52.2	45.8
7/2/2024	20:59	50.0			51.7	48.2
7/2/2024	21:04	48.2			51.1	45.0
7/2/2024	21:09	49.2	48.2		51.9	46.6
7/2/2024	21:14	46.8		47.1	48.8	44.7
7/2/2024	21:19	45.1			47.9	43.1
7/2/2024	21:24	46.9	45.6		50.1	43.8
7/2/2024	21:29	44.4			47.5	42.4
7/2/2024	21:34	46.8			49.4	44.0
7/2/2024	21:39	47.1	46.8		49.4	43.8
7/2/2024	21:44	46.4		46.0	49.6	43.4
7/2/2024	21:49	46.8			50.1	44.7
7/2/2024	21:54	44.9	45.1		46.9	42.2
7/2/2024	21:59	42.8			44.7	40.2
7/2/2024	22:04	43.1			45.6	41.0
7/2/2024	22:09	42.5	42.6		44.5	40.2
7/2/2024	22:14	42.1		42.7	44.7	39.5
7/2/2024	22:19	43.8			45.4	41.2
7/2/2024	22:24	42.5	42.8		44.9	40.3
7/2/2024	22:29	41.8			43.6	40.0
7/2/2024	22:34	43.5			45.9	41.4
7/2/2024	22:39	44.2	43.6		46.6	42.0
7/2/2024	22:44	42.9		43.3	44.7	40.0
7/2/2024	22:49	42.7			45.3	39.8
7/2/2024	22:54	42.9	42.9		45.1	41.3
7/2/2024	22:59	43.2			45.4	41.3
		Mean	47.5	47.5		
		Maximum	52.4	51.6		
		Minimum	42.6	42.7		

Date	Start Time	Leq (5mins)	Leq (15mins)	Leq (30mins)	L10 (5mins)	L90 (5mins)
8/2/2024	19:04	50.4			53.0	47.4
8/2/2024	19:09	50.5	51.1		53.7	46.3
8/2/2024	19:14	52.1		50.6	54.5	48.8
8/2/2024	19:19	49.8			53.5	47.2
8/2/2024	19:24	50.6	50.2		53.7	47.7
8/2/2024	19:29	50.1			52.5	46.6
8/2/2024	19:34	51.0			53.6	46.9
8/2/2024	19:39	49.4	51.1		52.1	45.8
8/2/2024	19:44	52.3		50.7	55.2	48.6
8/2/2024	19:49	51.2			54.1	48.1
8/2/2024	19:54	50.1	50.4		52.3	47.3
8/2/2024	19:59	49.7			51.9	47.5
8/2/2024	20:04	48.6			51.7	45.9
8/2/2024	20:09	48.5	48.4		51.7	45.2
8/2/2024	20:14	48.0		48.8	50.7	45.1
8/2/2024	20:19	49.9			53.6	46.7
8/2/2024	20:24	49.5	49.2		52.3	45.8
8/2/2024	20:29	48.0			50.6	45.0
8/2/2024	20:34	47.8			50.0	44.8
8/2/2024	20:39	49.9	49.2		53.2	46.3
8/2/2024	20:44	49.7		49.1	52.7	46.8
8/2/2024	20:49	49.5			52.1	46.2
8/2/2024	20:54	49.2	49.1		52.1	46.8
8/2/2024	20:59	48.4			51.3	45.7
8/2/2024	21:04	47.3			49.0	44.5
8/2/2024	21:09	45.9	46.4		48.5	43.4
8/2/2024	21:14	45.7		46.3	47.8	43.0
8/2/2024	21:19	46.8			49.1	44.7
8/2/2024	21:24	46.6	46.3		49.3	43.5
8/2/2024	21:29	45.4			48.4	43.7
8/2/2024	21:34	47.2			50.1	45.2
8/2/2024	21:39	46.5	46.7		49.0	43.4
8/2/2024	21:44	46.5		46.0	49.5	43.7
8/2/2024	21:49	46.5			48.3	44.2
8/2/2024	21:54	45.7	45.1		47.7	44.1
8/2/2024	21:59	42.1			43.9	40.5
8/2/2024	22:04	43.2			45.0	41.6
8/2/2024	22:09	43.4	43.8		45.4	41.2
8/2/2024	22:14	44.6		43.6	47.5	42.5
8/2/2024	22:19	42.5			45.3	40.7
8/2/2024	22:24	43.3	43.4		45.6	41.2
8/2/2024	22:29	44.2			46.5	41.8
8/2/2024	22:34	42.5			45.1	39.7
8/2/2024	22:39	43.8	42.9		45.4	40.9
8/2/2024	22:44	42.4		43.0	44.4	40.2
8/2/2024	22:49	42.9			44.6	41.0
8/2/2024	22:54	44.3	43.0		46.1	42.3
8/2/2024	22:59	41.1			43.0	39.2
		Mean	47.3	47.3		
		Maximum	51.1	50.7		
		Minimum	42.9	43.0		

Summary of Noise Monitoring Results during 19:00 - 23:00 at SSNV_M3		
	Leq (15mins)	**Leq (30mins)**
Mean	46.9	47.0
Maximum	54.2	52.8
Minimum	41.9	42.3

Appendix 3-36 Baseline Noise Monitoring Data – 23:00 - 07:00 on the next day at SSNV_M3

Station: SSNV_M3

Date	Start Time	Leq (5mins)	Leq (15mins)	Leq (30mins)	L10 (5mins)	L90 (5mins)
26/1/2024	23:04	43.6			45.7	41.9
26/1/2024	23:09	43.2	43.2		44.7	40.9
26/1/2024	23:14	43.0		43.3	44.4	41.6
26/1/2024	23:19	43.7			45.2	42.1
26/1/2024	23:24	43.5	43.4		45.9	42.1
26/1/2024	23:29	43.1			45.3	41.4
26/1/2024	23:34	43.3			45.4	41.7
26/1/2024	23:39	43.0	43.2		44.7	41.2
26/1/2024	23:44	43.2		43.1	44.9	41.4
26/1/2024	23:49	42.9			45.2	41.2
26/1/2024	23:54	42.9	42.9		44.1	41.4
26/1/2024	23:59	43.0			44.8	41.3
		Mean	43.2	43.2		
		Maximum	43.4	43.3		
		Minimum	42.9	43.1		

Date	Start Time	Leq (5mins)	Leq (15mins)	Leq (30mins)	L10 (5mins)	L90 (5mins)
27/1/2024	0:04	42.2			43.7	40.8
27/1/2024	0:09	42.2	42.3		43.3	40.9
27/1/2024	0:14	42.6		43.2	44.6	40.8
27/1/2024	0:19	42.8			44.7	40.8
27/1/2024	0:24	44.9	43.9		46.1	43.4
27/1/2024	0:29	43.7			45.1	42.5
27/1/2024	0:34	42.8			44.8	41.4
27/1/2024	0:39	41.9	42.3		43.1	40.8
27/1/2024	0:44	42.3		42.4	43.5	40.6
27/1/2024	0:49	41.8			43.4	40.2
27/1/2024	0:54	42.1	42.5		43.6	41.0
27/1/2024	0:59	43.5			44.8	41.9
27/1/2024	1:04	41.3			43.0	39.8
27/1/2024	1:09	41.3	41.4		42.6	39.8
27/1/2024	1:14	41.7		41.3	42.8	40.2
27/1/2024	1:19	41.3			42.6	40.1
27/1/2024	1:24	41.0	41.2		42.3	39.5
27/1/2024	1:29	41.2			42.6	39.6
27/1/2024	1:34	40.9			42.6	39.5
27/1/2024	1:39	41.2	41.2		42.4	40.0
27/1/2024	1:44	41.4		41.1	42.6	40.0
27/1/2024	1:49	41.4			43.0	39.7
27/1/2024	1:54	41.1	41.1		42.4	39.7
27/1/2024	1:59	40.8			41.9	39.7
27/1/2024	2:04	41.7			43.3	40.2
27/1/2024	2:09	41.7	41.8		42.9	40.6
27/1/2024	2:14	41.9		41.7	43.3	40.8
27/1/2024	2:19	41.2			42.6	39.6
27/1/2024	2:24	41.7	41.6		43.0	40.0
27/1/2024	2:29	41.8			43.2	40.5
27/1/2024	2:34	41.9			43.4	40.3
27/1/2024	2:39	42.3	42.0		43.6	41.0
27/1/2024	2:44	41.9		42.0	43.5	40.6
27/1/2024	2:49	42.4			43.8	41.2
27/1/2024	2:54	41.9	41.9		43.4	40.6
27/1/2024	2:59	41.6			42.8	39.9
27/1/2024	3:04	41.6			42.7	40.0
27/1/2024	3:09	41.5	41.5		43.1	40.2
27/1/2024	3:14	41.4		41.4	42.9	40.1
27/1/2024	3:19	41.3			42.4	40.1
27/1/2024	3:24	41.0	41.3		42.7	39.9
27/1/2024	3:29	41.5			43.0	40.0
27/1/2024	3:34	41.3			42.9	39.9
27/1/2024	3:39	41.4	41.7		42.7	40.0
27/1/2024	3:44	42.3		42.4	43.5	40.6
27/1/2024	3:49	42.8			44.4	41.4
27/1/2024	3:54	43.2	43.0		44.8	41.4
27/1/2024	3:59	43.0			44.5	41.3
27/1/2024	4:04	42.5			44.4	40.9
27/1/2024	4:09	42.1	42.1		43.5	40.3
27/1/2024	4:14	41.8		42.0	43.7	40.3
27/1/2024	4:19	42.0			43.4	40.4
27/1/2024	4:24	41.8	42.0		43.5	39.9
27/1/2024	4:29	42.2			44.0	40.8
27/1/2024	4:34	42.2			44.1	40.4
27/1/2024	4:39	42.6	42.4		44.4	41.1
27/1/2024	4:44	42.3		42.5	44.1	40.8
27/1/2024	4:49	42.1			43.7	40.4
27/1/2024	4:54	42.8	42.7		44.8	40.7
27/1/2024	4:59	43.1			45.1	41.2
27/1/2024	5:04	42.8			44.8	40.7
27/1/2024	5:09	40.6	41.2		42.6	38.8
27/1/2024	5:14	39.6		41.1	41.5	37.5
27/1/2024	5:19	41.4			43.5	39.3
27/1/2024	5:24	40.4	41.0		42.6	38.3
27/1/2024	5:29	41.0			43.2	39.2
27/1/2024	5:34	41.2			43.4	39.2
27/1/2024	5:39	41.5	40.8		43.2	39.6
27/1/2024	5:44	39.5		41.0	41.5	37.8
27/1/2024	5:49	40.6			42.6	38.6
27/1/2024	5:54	41.3	41.2		43.3	38.9
27/1/2024	5:59	41.7			44.1	39.4
27/1/2024	6:04	39.8			42.1	37.5
27/1/2024	6:09	40.1	41.9		42.1	37.7
27/1/2024	6:14	44.3		42.5	46.4	42.0
27/1/2024	6:19	41.0			43.0	38.9
27/1/2024	6:24	43.4	43.1		45.6	41.3
27/1/2024	6:29	44.2			46.1	41.8
27/1/2024	6:34	42.6			44.7	40.2
27/1/2024	6:39	43.6	43.4		45.7	41.1
27/1/2024	6:44	44.0		42.8	46.5	41.9
27/1/2024	6:49	42.4			44.8	40.2
27/1/2024	6:54	42.4	42.1		45.7	39.3
27/1/2024	6:59	41.5			43.7	39.4
27/1/2024	23:03	42.5			44.7	40.6
27/1/2024	23:08	44.3	43.2		46.7	42.5
27/1/2024	23:13	42.6		43.4	44.3	40.6
27/1/2024	23:18	44.1			45.7	42.4
27/1/2024	23:23	44.3	43.5		46.0	42.0
27/1/2024	23:28	41.8			43.7	39.8
27/1/2024	23:33	42.2			44.5	40.4
27/1/2024	23:38	41.9	41.6		44.1	40.5
27/1/2024	23:43	40.7		41.7	43.0	38.4
27/1/2024	23:48	42.3			44.4	40.9
27/1/2024	23:53	40.9	41.8		42.9	39.5
27/1/2024	23:58	42.1			44.4	40.4
		Mean	42.0	42.0		
		Maximum	43.9	43.4		
		Minimum	40.8	41.0		

Station: SSNV_M3

Date	Start Time	Leq (5mins)	Leq (15mins)	Leq (30mins)	L10 (5mins)	L90 (5mins)
28/1/2024	0:03	41.9	41.7	42.0	43.0	40.2
28/1/2024	0:08	41.8			43.1	40.4
28/1/2024	0:13	41.5			43.4	39.9
28/1/2024	0:18	42.0	42.2		44.0	40.5
28/1/2024	0:23	41.9			43.4	39.9
28/1/2024	0:28	42.6			44.4	40.8
28/1/2024	0:33	42.2	42.6	43.0	43.9	41.1
28/1/2024	0:38	42.4			44.1	40.4
28/1/2024	0:43	43.2			44.8	41.5
28/1/2024	0:48	43.5	43.3		45.4	41.8
28/1/2024	0:53	43.3			45.1	41.9
28/1/2024	0:58	43.1			44.5	41.3
28/1/2024	1:03	41.1	41.3	41.2	42.6	39.5
28/1/2024	1:08	41.3			42.6	39.7
28/1/2024	1:13	41.4			43.0	39.7
28/1/2024	1:18	41.2	41.2		42.8	39.7
28/1/2024	1:23	41.3			42.9	39.9
28/1/2024	1:28	41.1			42.7	40.0
28/1/2024	1:33	41.1	41.3	41.4	42.8	39.7
28/1/2024	1:38	41.3			42.7	40.2
28/1/2024	1:43	41.5			42.9	39.8
28/1/2024	1:48	41.5	41.4		42.8	40.3
28/1/2024	1:53	41.4			42.8	39.7
28/1/2024	1:58	41.4			42.6	39.8
28/1/2024	2:03	41.5	41.9	41.9	43.1	40.4
28/1/2024	2:08	41.9			43.6	40.2
28/1/2024	2:13	42.2			43.6	40.7
28/1/2024	2:18	42.1	41.9		43.2	40.7
28/1/2024	2:23	41.9			43.6	40.2
28/1/2024	2:28	41.6			43.0	39.9
28/1/2024	2:33	41.7	41.6	41.6	43.0	40.1
28/1/2024	2:38	41.5			42.6	40.0
28/1/2024	2:43	41.7			43.4	40.0
28/1/2024	2:48	41.3	41.6		42.7	39.9
28/1/2024	2:53	41.3			42.5	39.6
28/1/2024	2:58	42.2			43.4	41.1
28/1/2024	3:03	38.7	39.0	39.0	39.9	37.4
28/1/2024	3:08	39.9			41.6	38.7
28/1/2024	3:13	38.2			39.6	36.5
28/1/2024	3:18	39.8	39.1		41.0	38.3
28/1/2024	3:23	38.1			39.4	36.6
28/1/2024	3:28	39.1			40.5	37.8
28/1/2024	3:33	38.6	38.7	39.0	40.0	37.2
28/1/2024	3:38	38.9			40.6	37.8
28/1/2024	3:43	38.7			40.1	37.2
28/1/2024	3:48	39.9	39.2		41.3	38.7
28/1/2024	3:53	38.1			39.5	36.9
28/1/2024	3:58	39.4			40.6	38.1
28/1/2024	4:03	39.0	39.0	39.8	40.6	37.1
28/1/2024	4:08	39.5			41.3	37.9
28/1/2024	4:13	38.5			40.2	36.6
28/1/2024	4:18	40.6	40.5		42.3	39.0
28/1/2024	4:23	40.7			42.2	38.8
28/1/2024	4:28	40.2			41.6	38.7
28/1/2024	4:33	40.2	39.5	39.6	41.6	38.4
28/1/2024	4:38	38.4			39.9	36.7
28/1/2024	4:43	39.8			41.3	38.2
28/1/2024	4:48	39.7	39.7		41.6	38.0
28/1/2024	4:53	39.4			41.3	38.0
28/1/2024	4:58	39.9			41.6	38.5
28/1/2024	5:03	41.6	41.1	40.7	43.6	39.9
28/1/2024	5:08	40.5			42.3	38.5
28/1/2024	5:13	41.0			42.7	39.3
28/1/2024	5:18	39.6	40.4		41.5	37.9
28/1/2024	5:23	40.4			42.4	38.5
28/1/2024	5:28	41.0			43.2	39.1
28/1/2024	5:33	39.5	40.1	40.3	41.3	37.4
28/1/2024	5:38	40.4			42.4	38.7
28/1/2024	5:43	40.3			42.1	38.1
28/1/2024	5:48	39.6	40.6		41.8	37.9
28/1/2024	5:53	41.2			43.3	39.5
28/1/2024	5:58	40.8			42.6	39.1
28/1/2024	6:03	43.4	43.5	44.1	45.7	41.4
28/1/2024	6:08	43.3			45.5	41.4
28/1/2024	6:13	43.8			45.7	41.6
28/1/2024	6:18	43.2	44.7		45.6	41.3
28/1/2024	6:23	46.1			48.0	44.0
28/1/2024	6:28	44.2			46.4	42.1
28/1/2024	6:33	43.9	43.1	43.8	46.4	41.9
28/1/2024	6:38	43.1			45.3	40.6
28/1/2024	6:43	42.3			44.3	39.7
28/1/2024	6:48	42.7	44.3		44.9	40.1
28/1/2024	6:53	45.4			48.0	42.9
28/1/2024	6:58	44.5			46.4	42.3

Date	Start Time	Leq (5mins)	Leq (15mins)	Leq (30mins)	L10 (5mins)	L90 (5mins)
29/1/2024	0:03	43.2	43.2	43.0	45.1	41.7
29/1/2024	0:08	43.5			44.9	42.0
29/1/2024	0:13	42.8			44.5	41.4
29/1/2024	0:18	42.8	42.8		44.4	41.5
29/1/2024	0:23	42.8			44.4	41.2
29/1/2024	0:28	42.9			44.4	41.4
29/1/2024	0:33	43.1	42.8	42.6	44.8	41.5
29/1/2024	0:38	42.8			44.3	41.1
29/1/2024	0:43	42.5			44.0	41.3
29/1/2024	0:48	42.4	42.5		43.9	40.5
29/1/2024	0:53	42.5			44.1	40.6
29/1/2024	0:58	42.5			43.8	41.1
29/1/2024	1:03	41.5	41.4	41.6	43.0	39.9
29/1/2024	1:08	41.4			42.6	39.9
29/1/2024	1:13	41.3			42.6	39.9
29/1/2024	1:18	41.9	41.7		43.2	40.8
29/1/2024	1:23	41.8			43.2	40.7
29/1/2024	1:28	41.5			42.9	39.9
29/1/2024	1:33	41.6	41.6	41.6	42.9	40.5
29/1/2024	1:38	41.4			42.5	39.7
29/1/2024	1:43	41.7			43.0	40.6
29/1/2024	1:48	41.9	41.6		43.6	40.4
29/1/2024	1:53	41.4			43.0	40.0
29/1/2024	1:58	41.3			43.0	39.7
29/1/2024	2:03	41.4	41.4	41.3	43.0	40.2
29/1/2024	2:08	41.4			42.9	40.0
29/1/2024	2:13	41.4			42.6	39.9
29/1/2024	2:18	41.5	41.3		42.7	40.3
29/1/2024	2:23	41.2			42.9	39.5
29/1/2024	2:28	41.2			42.7	40.1
29/1/2024	2:33	41.7	41.3	41.3	43.3	40.6
29/1/2024	2:38	41.3			42.6	39.8
29/1/2024	2:43	40.8			41.9	39.1
29/1/2024	2:48	40.9	41.2		42.3	39.2
29/1/2024	2:53	41.4			42.7	40.1
29/1/2024	2:58	41.4			42.5	39.7
29/1/2024	3:03	41.0	40.9	41.0	42.6	39.9
29/1/2024	3:08	41.0			42.6	39.9
29/1/2024	3:13	40.8			42.1	39.2
29/1/2024	3:18	41.0	41.1		42.4	39.9
29/1/2024	3:23	41.2			42.5	39.7
29/1/2024	3:28	41.2			42.7	39.6
29/1/2024	3:33	40.7	40.8	41.1	42.0	39.0
29/1/2024	3:38	40.9			42.4	39.5
29/1/2024	3:43	40.6			42.3	39.0
29/1/2024	3:48	41.4	41.4		43.0	39.9
29/1/2024	3:53	41.4			42.9	40.0
29/1/2024	3:58	41.4			43.0	39.5
29/1/2024	4:03	41.5	41.6	41.8	43.1	39.9
29/1/2024	4:08	41.7			43.6	39.8
29/1/2024	4:13	41.6			43.5	39.7
29/1/2024	4:18	41.8	42.0		43.3	40.3
29/1/2024	4:23	42.2			43.9	40.4
29/1/2024	4:28	42.0			43.4	40.6
29/1/2024	4:33	42.5	42.2	42.3	44.1	41.0
29/1/2024	4:38	42.0			43.7	40.5
29/1/2024	4:43	42.2			44.1	40.7
29/1/2024	4:48	42.1	42.4		43.7	40.4
29/1/2024	4:53	42.5			44.3	40.7
29/1/2024	4:58	42.5			44.6	40.8
29/1/2024	5:03	42.5	42.3	41.4	44.3	40.4
29/1/2024	5:08	42.3			44.2	40.5
29/1/2024	5:13	42.3			44.4	40.6
29/1/2024	5:18	41.5	40.3		43.7	39.6
29/1/2024	5:23	39.3			41.1	37.3
29/1/2024	5:28	39.7			41.4	37.9
29/1/2024	5:33	40.9	40.9	40.7	43.0	39.2
29/1/2024	5:38	40.5			42.6	38.3
29/1/2024	5:43	41.2			43.2	39.3
29/1/2024	5:48	40.4	40.4		42.3	38.4
29/1/2024	5:53	41.2			43.3	39.2
29/1/2024	5:58	39.6			42.2	37.4
29/1/2024	6:03	40.0	42.2	42.0	41.9	38.0
29/1/2024	6:08	43.6			46.1	41.4
29/1/2024	6:13	42.4			44.7	40.0
29/1/2024	6:18	41.1	41.8		43.3	38.7
29/1/2024	6:23	41.9			43.8	39.8
29/1/2024	6:28	42.2			44.4	40.2
29/1/2024	6:33	41.8	42.7	43.0	44.0	39.6
29/1/2024	6:38	41.7			43.8	39.6
29/1/2024	6:43	44.2			46.6	41.8
29/1/2024	6:48	43.0	43.2		45.4	41.1
29/1/2024	6:53	43.1			45.3	40.5
29/1/2024	6:58	43.4			45.6	40.6

Date	Start Time	Leq (5mins)	Leq (15mins)	Leq (30mins)	L10 (5mins)	L90 (5mins)
28/1/2024	23:03	42.1	41.8	41.7	44.0	40.7
28/1/2024	23:08	42.3			43.9	40.3
28/1/2024	23:13	40.8			42.4	39.0
28/1/2024	23:18	41.5	41.7		43.8	39.3
28/1/2024	23:23	42.3			43.8	40.1
28/1/2024	23:28	41.1			43.1	39.3
28/1/2024	23:33	41.9	41.8	41.9	43.5	40.2
28/1/2024	23:38	41.7			43.6	39.5
28/1/2024	23:43	41.9			43.5	40.2
28/1/2024	23:48	40.8	42.0		42.4	39.1
28/1/2024	23:53	42.6			44.5	40.9
28/1/2024	23:58	42.5			44.1	40.5
		Mean	41.3	41.3		
		Maximum	44.7	44.1		
		Minimum	38.7	39.0		

Date	Start Time	Leq (5mins)	Leq (15mins)	Leq (30mins)	L10 (5mins)	L90 (5mins)
29/1/2024	23:02	43.1	43.1	42.5	44.5	41.5
29/1/2024	23:07	44.1			46.1	41.8
29/1/2024	23:12	41.9			44.2	39.7
29/1/2024	23:17	41.3	41.7		43.7	39.5
29/1/2024	23:22	42.3			44.2	40.6
29/1/2024	23:27	41.3			43.4	39.2
29/1/2024	23:32	40.8	41.4	41.6	42.8	39.0
29/1/2024	23:37	41.5			43.0	39.7
29/1/2024	23:42	41.8			44.1	40.1
29/1/2024	23:47	42.5	41.8		44.1	40.8
29/1/2024	23:52	41.2			42.6	39.6
29/1/2024	23:57	41.7			43.8	39.8
		Mean	41.8	41.8		
		Maximum	43.2	43.0		
		Minimum	40.3	40.7		

Station: SSNV_M3

Date	Start Time	Leq (5mins)	Leq (15mins)	Leq (30mins)	L10 (5mins)	L90 (5mins)
30/1/2024	0:02	42.1	41.5	42.3	43.4	41.0
30/1/2024	0:07	40.8			42.3	39.7
30/1/2024	0:12	41.6			43.6	39.6
30/1/2024	0:17	43.4	43.0		45.3	41.7
30/1/2024	0:22	43.0			44.4	41.2
30/1/2024	0:27	42.6			44.0	41.1
30/1/2024	0:32	43.1	43.1	43.2	44.4	41.5
30/1/2024	0:37	43.0			45.0	41.2
30/1/2024	0:42	43.3			44.6	41.8
30/1/2024	0:47	43.3	43.4		44.9	42.1
30/1/2024	0:52	43.7			45.2	42.4
30/1/2024	0:57	43.0			44.4	41.8
30/1/2024	1:02	41.5	41.0	40.5	42.9	40.1
30/1/2024	1:07	41.7			43.4	40.6
30/1/2024	1:12	39.5			41.1	37.9
30/1/2024	1:17	39.8	39.9		40.9	38.7
30/1/2024	1:22	40.2			41.9	38.6
30/1/2024	1:27	39.7			41.1	38.5
30/1/2024	1:32	39.9	39.8	40.0	41.4	38.5
30/1/2024	1:37	40.0			41.2	38.8
30/1/2024	1:42	39.6			40.9	38.5
30/1/2024	1:47	40.0	40.1		41.2	38.4
30/1/2024	1:52	40.1			41.7	38.8
30/1/2024	1:57	40.1			41.5	38.5
30/1/2024	2:02	40.1	39.7	39.4	41.6	38.8
30/1/2024	2:07	40.1			41.5	39.0
30/1/2024	2:12	38.8			40.2	37.2
30/1/2024	2:17	39.0	39.0		40.4	37.4
30/1/2024	2:22	39.1			40.2	37.4
30/1/2024	2:27	38.9			40.5	37.7
30/1/2024	2:32	39.5	39.0	39.1	40.8	38.0
30/1/2024	2:37	39.0			40.2	37.4
30/1/2024	2:42	38.5			39.8	36.9
30/1/2024	2:47	38.6	39.2		40.0	36.9
30/1/2024	2:52	39.3			40.7	37.6
30/1/2024	2:57	39.6			41.1	38.5
30/1/2024	3:02	38.3	38.5	38.7	39.7	37.0
30/1/2024	3:07	38.8			40.1	37.3
30/1/2024	3:12	38.4			39.6	37.3
30/1/2024	3:17	38.2	38.9		39.5	36.6
30/1/2024	3:22	39.1			40.7	37.9
30/1/2024	3:27	39.3			40.8	38.2
30/1/2024	3:32	39.7	39.3	39.3	41.0	38.1
30/1/2024	3:37	38.8			40.5	37.7
30/1/2024	3:42	39.4			40.9	37.8
30/1/2024	3:47	39.5	39.4		40.6	37.8
30/1/2024	3:52	38.6			39.8	37.4
30/1/2024	3:57	39.9			41.5	38.3
30/1/2024	4:02	39.8	39.2	39.2	41.4	37.9
30/1/2024	4:07	38.5			40.3	36.9
30/1/2024	4:12	39.2			40.7	37.7
30/1/2024	4:17	39.6	39.2		41.5	37.7
30/1/2024	4:22	38.8			40.7	37.0
30/1/2024	4:27	39.1			40.7	37.2
30/1/2024	4:32	40.5	39.5	39.5	41.9	39.0
30/1/2024	4:37	39.4			41.0	37.9
30/1/2024	4:42	38.5			40.4	37.1
30/1/2024	4:47	40.7	39.5		42.5	38.9
30/1/2024	4:52	38.6			40.0	36.9
30/1/2024	4:57	38.8			40.6	37.2
30/1/2024	5:02	40.6	40.4	40.1	42.7	38.9
30/1/2024	5:07	39.6			41.4	37.7
30/1/2024	5:12	40.9			42.6	38.9
30/1/2024	5:17	39.7	39.9		41.8	37.5
30/1/2024	5:22	40.3			42.3	38.1
30/1/2024	5:27	39.6			41.8	37.5
30/1/2024	5:32	40.8	40.8	40.9	42.7	38.9
30/1/2024	5:37	41.3			43.2	39.3
30/1/2024	5:42	40.1			42.1	38.0
30/1/2024	5:47	41.2	41.0		42.9	39.2
30/1/2024	5:52	39.9			41.6	37.8
30/1/2024	5:57	41.8			43.9	39.9
30/1/2024	6:02	43.8	43.8	43.2	45.8	41.9
30/1/2024	6:07	43.2			45.7	41.2
30/1/2024	6:12	44.2			46.4	41.8
30/1/2024	6:17	43.9	42.6		46.1	41.7
30/1/2024	6:22	42.5			44.6	40.2
30/1/2024	6:27	40.9			43.2	38.4
30/1/2024	6:32	41.6	43.0	43.2	43.9	39.6
30/1/2024	6:37	44.5			46.5	42.4
30/1/2024	6:42	42.2			44.8	40.1
30/1/2024	6:47	44.1	43.4		46.3	41.8
30/1/2024	6:52	41.4			43.3	38.8
30/1/2024	6:57	44.1			46.2	42.0
30/1/2024	23:02	42.9	43.0	43.6	44.7	41.2
30/1/2024	23:07	43.3			44.8	41.8
30/1/2024	23:12	42.9			44.9	41.3
30/1/2024	23:17	43.1	44.0		45.5	41.7
30/1/2024	23:22	44.4			46.3	42.3
30/1/2024	23:27	44.5			46.0	42.8
30/1/2024	23:32	44.4	43.7	43.5	46.7	42.7
30/1/2024	23:37	43.6			45.7	41.8
30/1/2024	23:42	43.1			45.2	41.5
30/1/2024	23:47	42.9	43.3		45.3	40.5
30/1/2024	23:52	43.4			45.3	41.2
30/1/2024	23:57	43.6			45.2	42.1
		Mean	41.0	41.0		
		Maximum	44.0	43.6		
		Minimum	38.5	38.7		

Date	Start Time	Leq (5mins)	Leq (15mins)	Leq (30mins)	L10 (5mins)	L90 (5mins)
31/1/2024	0:02	42.5	42.7	42.4	44.2	41.0
31/1/2024	0:07	42.9			44.8	41.8
31/1/2024	0:12	42.7			44.4	41.5
31/1/2024	0:17	42.2	42.1		43.4	40.9
31/1/2024	0:22	42.1			43.2	40.4
31/1/2024	0:27	42.1			43.4	40.5
31/1/2024	0:32	42.1	41.9	41.9	43.2	40.7
31/1/2024	0:37	41.6			42.7	39.9
31/1/2024	0:42	41.9			43.8	39.9
31/1/2024	0:47	42.5	42.0		44.5	40.7
31/1/2024	0:52	41.8			43.5	39.9
31/1/2024	0:57	41.7			42.9	40.2
31/1/2024	1:02	41.7	41.5	43.6	43.3	40.2
31/1/2024	1:07	41.5			42.9	40.0
31/1/2024	1:12	41.2			42.9	39.6
31/1/2024	1:17	48.3	45.0		50.0	46.7
31/1/2024	1:22	41.6			43.1	40.4
31/1/2024	1:27	41.2			42.9	39.7
31/1/2024	1:32	45.3	43.2	42.3	46.9	43.8
31/1/2024	1:37	41.6			42.8	40.1
31/1/2024	1:42	41.5			42.7	40.0
31/1/2024	1:47	41.3	41.3		42.9	40.1
31/1/2024	1:52	41.5			42.7	40.0
31/1/2024	1:57	40.9			42.6	39.5
31/1/2024	2:02	41.2	41.5	41.4	42.9	40.1
31/1/2024	2:07	41.8			43.2	40.4
31/1/2024	2:12	41.5			42.6	40.4
31/1/2024	2:17	41.4	41.4		42.6	39.7
31/1/2024	2:22	41.4			42.8	39.8
31/1/2024	2:27	41.4			43.1	39.9
31/1/2024	2:32	41.2	41.0	41.0	42.3	40.0
31/1/2024	2:37	40.9			42.0	39.2
31/1/2024	2:42	40.8			41.9	39.6
31/1/2024	2:47	41.0	41.1		42.1	39.8
31/1/2024	2:52	40.9			42.4	39.8
31/1/2024	2:57	41.3			42.8	40.2
31/1/2024	3:02	41.2	41.4	41.5	42.6	39.8
31/1/2024	3:07	41.6			43.2	40.0
31/1/2024	3:12	41.5			42.8	40.2
31/1/2024	3:17	41.4	41.6		43.1	40.1
31/1/2024	3:22	41.4			42.8	40.2
31/1/2024	3:27	41.9			43.3	40.3
31/1/2024	3:32	42.0	42.5	42.1	43.4	40.8
31/1/2024	3:37	43.2			44.7	41.9
31/1/2024	3:42	42.2			43.8	41.1
31/1/2024	3:47	41.8	41.7		43.5	40.5
31/1/2024	3:52	41.8			43.4	40.3
31/1/2024	3:57	41.6			43.1	40.0
31/1/2024	4:02	41.6	41.7	41.9	43.5	39.9
31/1/2024	4:07	42.1			43.8	40.5
31/1/2024	4:12	41.4			43.1	39.7
31/1/2024	4:17	42.3	42.0		43.8	40.7
31/1/2024	4:22	41.8			43.7	40.3
31/1/2024	4:27	42.0			43.6	40.5
31/1/2024	4:32	41.7	41.5	41.4	43.1	40.3
31/1/2024	4:37	41.5			43.0	39.8
31/1/2024	4:42	41.4			43.3	39.8
31/1/2024	4:47	41.1	41.3		43.0	39.2
31/1/2024	4:52	41.3			43.2	39.6
31/1/2024	4:57	41.6			43.5	39.4
31/1/2024	5:02	41.9	42.0	42.1	43.6	40.2
31/1/2024	5:07	42.1			44.2	40.2
31/1/2024	5:12	42.1			43.8	40.1
31/1/2024	5:17	41.9	42.3		43.8	40.1
31/1/2024	5:22	42.6			44.7	40.5
31/1/2024	5:27	42.3			44.3	40.2
31/1/2024	5:32	41.7	42.2	42.3	43.4	39.8
31/1/2024	5:37	42.1			43.9	40.1
31/1/2024	5:42	42.6			44.7	40.7
31/1/2024	5:47	42.4	42.4		44.3	40.4
31/1/2024	5:52	42.0			43.7	40.0
31/1/2024	5:57	42.7			44.6	40.8
31/1/2024	6:02	43.0	43.2	43.4	45.2	40.8
31/1/2024	6:07	43.3			45.8	41.0
31/1/2024	6:12	43.3			45.6	41.0
31/1/2024	6:17	43.6	43.5		45.9	41.5
31/1/2024	6:22	43.3			45.9	41.3
31/1/2024	6:27	43.7			45.8	41.7
31/1/2024	6:32	43.7	43.8	44.2	45.7	41.8
31/1/2024	6:37	44.5			46.6	42.3
31/1/2024	6:42	43.0			45.6	40.6
31/1/2024	6:47	42.8	44.7		45.3	40.9
31/1/2024	6:52	46.3			48.6	44.2
31/1/2024	6:57	44.2			46.7	41.3
31/1/2024	23:04	43.5	43.4	43.3	44.9	41.5
31/1/2024	23:09	43.4			45.5	42.0
31/1/2024	23:14	43.3			45.2	41.0
31/1/2024	23:19	43.2	43.2		44.8	41.5
31/1/2024	23:24	43.4			45.6	41.8
31/1/2024	23:29	43.1			45.1	40.8
31/1/2024	23:34	43.3	43.2	43.1	44.7	41.0
31/1/2024	23:39	43.4			45.4	42.0
31/1/2024	23:44	42.8			44.4	40.4
31/1/2024	23:49	43.2	43.1		45.5	41.8
31/1/2024	23:54	42.9			44.6	40.9
31/1/2024	23:59	43.2			44.9	40.4
		Mean	42.4	42.4		
		Maximum	45.0	44.2		
		Minimum	41.0	41.0		

Station: SSNV_M3

Date	Start Time	Leq (5mins)	Leq (15mins)	Leq (30mins)	L10 (5mins)	L90 (5mins)
1/2/2024	0:04	42.9			44.3	41.6
1/2/2024	0:09	43.0	43.0		44.6	41.1
1/2/2024	0:14	43.1		42.9	45.1	41.4
1/2/2024	0:19	42.7			44.7	41.2
1/2/2024	0:24	43.0	42.8		44.4	41.9
1/2/2024	0:29	42.6			44.3	40.7
1/2/2024	0:34	42.6			44.2	40.8
1/2/2024	0:39	42.5	42.5		44.2	41.1
1/2/2024	0:44	42.5		42.3	44.1	40.5
1/2/2024	0:49	42.4			43.5	41.2
1/2/2024	0:54	41.9	42.1		43.4	40.5
1/2/2024	0:59	41.9			43.0	40.7
1/2/2024	1:04	45.2			46.4	43.6
1/2/2024	1:09	41.9	43.3		43.0	40.4
1/2/2024	1:14	41.9		42.5	43.1	40.6
1/2/2024	1:19	41.7			43.3	40.3
1/2/2024	1:24	41.5	41.5		43.0	40.3
1/2/2024	1:29	41.4			42.9	39.9
1/2/2024	1:34	41.7			43.3	40.3
1/2/2024	1:39	41.8	41.6		43.4	40.5
1/2/2024	1:44	41.3		41.6	42.6	39.8
1/2/2024	1:49	41.8			43.3	40.2
1/2/2024	1:54	41.4	41.5		43.0	40.3
1/2/2024	1:59	41.4			43.0	39.7
1/2/2024	2:04	42.0			43.4	40.6
1/2/2024	2:09	41.2	41.5		42.7	40.1
1/2/2024	2:14	41.4		41.5	43.1	40.1
1/2/2024	2:19	41.4			42.5	39.7
1/2/2024	2:24	41.2	41.5		42.6	39.6
1/2/2024	2:29	41.9			43.3	40.5
1/2/2024	2:34	41.3			42.9	40.2
1/2/2024	2:39	41.5	41.4		42.9	40.4
1/2/2024	2:44	41.3		41.5	42.5	40.2
1/2/2024	2:49	41.4			42.5	40.3
1/2/2024	2:54	41.6	41.5		42.7	39.9
1/2/2024	2:59	41.6			43.3	40.0
1/2/2024	3:04	41.9			43.3	40.4
1/2/2024	3:09	41.2	41.6		42.6	39.9
1/2/2024	3:14	41.8		41.7	42.9	40.5
1/2/2024	3:19	42.1			43.7	40.4
1/2/2024	3:24	41.8	41.7		43.1	40.5
1/2/2024	3:29	41.2			42.5	39.5
1/2/2024	3:34	41.5			42.9	40.3
1/2/2024	3:39	41.8	41.7		42.9	40.2
1/2/2024	3:44	41.6		41.8	42.8	40.3
1/2/2024	3:49	42.2			43.7	40.5
1/2/2024	3:54	41.8	41.9		43.7	40.1
1/2/2024	3:59	41.8			43.5	40.3
1/2/2024	4:04	41.8			43.5	40.3
1/2/2024	4:09	42.2	42.0		43.8	40.3
1/2/2024	4:14	42.1		42.1	43.8	40.2
1/2/2024	4:19	42.4			43.9	40.6
1/2/2024	4:24	42.2	42.1		44.0	40.8
1/2/2024	4:29	41.9			43.5	40.0
1/2/2024	4:34	41.3			42.9	39.6
1/2/2024	4:39	41.8	41.4		43.4	40.0
1/2/2024	4:44	41.2		41.5	42.6	39.7
1/2/2024	4:49	41.0			42.7	39.4
1/2/2024	4:54	41.7	41.5		43.8	39.7
1/2/2024	4:59	41.8			44.0	39.8
1/2/2024	5:04	42.0			44.0	40.3
1/2/2024	5:09	42.1	42.1		44.1	40.4
1/2/2024	5:14	42.2		42.7	44.0	40.1
1/2/2024	5:19	43.1			45.2	41.2
1/2/2024	5:24	43.2	43.3		45.3	41.1
1/2/2024	5:29	43.6			45.5	41.4
1/2/2024	5:34	42.8			44.5	40.9
1/2/2024	5:39	42.4	42.9		44.3	40.2
1/2/2024	5:44	43.5		43.9	45.2	41.3
1/2/2024	5:49	44.4			46.3	42.4
1/2/2024	5:54	45.3	44.8		47.2	43.1
1/2/2024	5:59	44.5			46.6	42.2
1/2/2024	6:04	45.6			48.1	43.2
1/2/2024	6:09	44.5	44.6		46.7	42.1
1/2/2024	6:14	43.5		43.9	45.5	41.4
1/2/2024	6:19	42.5			44.9	40.4
1/2/2024	6:24	43.3	43.0		45.4	40.7
1/2/2024	6:29	43.1			45.0	40.6
1/2/2024	6:34	43.1			45.2	41.0
1/2/2024	6:39	41.0	42.1		43.2	38.6
1/2/2024	6:44	42.0		42.8	44.2	39.7
1/2/2024	6:49	42.7			45.3	40.4
1/2/2024	6:54	44.1	43.3		47.4	40.7
1/2/2024	6:59	43.1			46.0	40.3

1/2/2024	23:04	43.0			45.2	40.7
1/2/2024	23:09	43.0	43.0		45.0	40.6
1/2/2024	23:14	42.9		43.1	45.2	41.2
1/2/2024	23:19	43.3			45.4	41.3
1/2/2024	23:24	43.0	43.2		44.6	40.9
1/2/2024	23:29	43.3			45.4	41.4
1/2/2024	23:34	42.9			44.6	41.2
1/2/2024	23:39	43.2	43.1		45.0	41.3
1/2/2024	23:44	43.1		43.1	45.4	41.0
1/2/2024	23:49	43.1			44.5	41.1
1/2/2024	23:54	43.7	43.1		45.0	42.3
1/2/2024	23:59	42.7			44.4	41.4
		Mean	42.4	42.4		
		Maximum	44.8	43.9		
		Minimum	41.4	41.5		

Date	Start Time	Leq (5mins)	Leq (15mins)	Leq (30mins)	L10 (5mins)	L90 (5mins)
2/2/2024	0:04	43.4			44.9	41.7
2/2/2024	0:09	43.5	43.1		45.3	41.8
2/2/2024	0:14	42.5		42.6	43.6	41.1
2/2/2024	0:19	42.0			43.8	40.5
2/2/2024	0:24	42.0	42.0		43.9	40.9
2/2/2024	0:29	41.9			43.1	40.1
2/2/2024	0:34	42.1			43.8	40.2
2/2/2024	0:39	41.9	42.0		43.7	40.4
2/2/2024	0:44	42.0		42.3	43.8	40.1
2/2/2024	0:49	42.4			43.5	40.8
2/2/2024	0:54	42.7	42.6		44.3	41.0
2/2/2024	0:59	42.6			44.0	41.0
2/2/2024	1:04	42.3			43.7	41.1
2/2/2024	1:09	42.1	41.9		43.4	40.8
2/2/2024	1:14	41.1		41.7	42.2	39.6
2/2/2024	1:19	41.3			42.8	40.0
2/2/2024	1:24	41.9	41.6		43.6	40.4
2/2/2024	1:29	41.5			42.6	40.2
2/2/2024	1:34	41.3			42.6	40.0
2/2/2024	1:39	41.3	41.2		42.4	39.8
2/2/2024	1:44	41.1		41.4	42.6	39.8
2/2/2024	1:49	42.0			43.6	40.5
2/2/2024	1:54	41.4	41.6		42.7	40.3
2/2/2024	1:59	41.4			42.7	40.0
2/2/2024	2:04	40.9			42.5	39.5
2/2/2024	2:09	41.2	41.3		42.4	39.7
2/2/2024	2:14	41.8		41.4	43.2	40.5
2/2/2024	2:19	41.3			42.4	39.8
2/2/2024	2:24	41.5	41.4		43.2	39.8
2/2/2024	2:29	41.6			42.8	40.1
2/2/2024	2:34	41.3			42.6	39.8
2/2/2024	2:39	41.0	41.2		42.2	39.4
2/2/2024	2:44	41.3		41.2	43.0	39.9
2/2/2024	2:49	41.3			42.4	39.9
2/2/2024	2:54	40.9	41.3		42.5	39.5
2/2/2024	2:59	41.7			43.3	40.6
2/2/2024	3:04	41.3			42.7	40.1
2/2/2024	3:09	41.9	41.7		43.2	40.3
2/2/2024	3:14	41.8		41.8	43.3	40.7
2/2/2024	3:19	42.0			43.2	40.7
2/2/2024	3:24	41.7	41.8		43.1	40.2
2/2/2024	3:29	41.9			43.5	40.6
2/2/2024	3:34	44.5			45.9	43.3
2/2/2024	3:39	43.4	43.4		44.6	42.3
2/2/2024	3:44	42.0		42.7	43.5	40.3
2/2/2024	3:49	41.8			43.6	40.3
2/2/2024	3:54	41.9	41.8		43.5	40.1
2/2/2024	3:59	41.7			43.6	40.3
2/2/2024	4:04	41.8			43.2	40.1
2/2/2024	4:09	41.4	41.6		43.3	39.5
2/2/2024	4:14	41.5		41.6	43.0	40.1
2/2/2024	4:19	41.7			43.3	39.9
2/2/2024	4:24	41.8	41.7		43.4	40.3
2/2/2024	4:29	41.6			43.4	40.2
2/2/2024	4:34	42.4			44.2	40.5
2/2/2024	4:39	41.8	42.1		43.4	40.1
2/2/2024	4:44	42.0		42.0	43.5	40.2
2/2/2024	4:49	42.4			44.5	40.7
2/2/2024	4:54	41.6	42.0		43.5	39.7
2/2/2024	4:59	42.0			43.7	40.1
2/2/2024	5:04	41.8			43.9	40.1
2/2/2024	5:09	41.7	41.8		43.9	39.5
2/2/2024	5:14	41.9		42.0	43.6	40.2
2/2/2024	5:19	42.4			44.4	40.2
2/2/2024	5:24	42.1	42.2		43.8	40.3
2/2/2024	5:29	42.2			44.2	40.5
2/2/2024	5:34	42.7			44.8	40.5
2/2/2024	5:39	43.2	42.3		45.0	41.3
2/2/2024	5:44	40.8		42.3	42.7	38.9
2/2/2024	5:49	41.7			44.0	39.2
2/2/2024	5:54	42.5	42.3		44.9	40.0
2/2/2024	5:59	42.7			44.6	40.4
2/2/2024	6:04	43.8			46.0	41.5
2/2/2024	6:09	40.7	42.2		42.8	38.3
2/2/2024	6:14	41.4		42.0	44.0	38.9
2/2/2024	6:19	40.7			42.7	38.1
2/2/2024	6:24	42.2	41.7		44.4	40.0
2/2/2024	6:29	42.1			44.6	40.0
2/2/2024	6:34	43.0			44.9	40.4
2/2/2024	6:39	45.9	44.7		48.5	43.9
2/2/2024	6:44	44.8		43.9	47.1	42.8
2/2/2024	6:49	43.1			45.7	40.6
2/2/2024	6:54	43.1	43.0		45.5	40.9
2/2/2024	6:59	42.7			45.0	40.0

2/2/2024	23:02	42.8			45.0	40.5
2/2/2024	23:07	42.6	42.5		45.0	41.1
2/2/2024	23:12	42.2		42.3	44.2	40.2
2/2/2024	23:17	42.2			44.2	40.6
2/2/2024	23:22	42.1	42.1		43.5	40.6
2/2/2024	23:27	42.0			43.4	40.3
2/2/2024	23:32	42.5			44.8	40.1
2/2/2024	23:37	42.4	42.5		44.1	41.0
2/2/2024	23:42	42.7		42.5	44.7	41.0
2/2/2024	23:47	42.7			44.3	41.3
2/2/2024	23:52	42.5	42.5		43.7	41.2
2/2/2024	23:57	42.5			43.6	41.4
		Mean	42.1	42.1		
		Maximum	44.7	43.9		
		Minimum	41.2	41.2		

Station: SSNV_M3

Date	Start Time	Leq (5mins)	Leq (15mins)	Leq (30mins)	L10 (5mins)	L90 (5mins)
3/2/2024	0:02	42.2	42.1	42.0	43.6	40.8
3/2/2024	0:07	42.1			44.1	40.9
3/2/2024	0:12	41.9			43.6	40.2
3/2/2024	0:17	42.1	42.0		43.3	40.6
3/2/2024	0:22	41.7			43.7	40.1
3/2/2024	0:27	42.0			43.9	40.6
3/2/2024	0:32	42.4	42.3	42.1	44.3	41.2
3/2/2024	0:37	42.4			43.9	40.6
3/2/2024	0:42	42.1			43.9	40.9
3/2/2024	0:47	42.4	42.0		44.3	41.2
3/2/2024	0:52	41.6			42.7	40.4
3/2/2024	0:57	42.0			43.6	40.8
3/2/2024	1:02	41.6	41.6	41.5	43.2	40.2
3/2/2024	1:07	41.7			43.2	40.3
3/2/2024	1:12	41.5			43.0	40.2
3/2/2024	1:17	41.9	41.5		43.4	40.8
3/2/2024	1:22	41.5			43.2	40.3
3/2/2024	1:27	41.2			42.9	39.9
3/2/2024	1:32	41.2	41.5	41.5	42.3	39.7
3/2/2024	1:37	41.5			43.2	40.0
3/2/2024	1:42	41.8			43.1	40.2
3/2/2024	1:47	41.5	41.4		42.8	39.9
3/2/2024	1:52	41.4			43.0	40.1
3/2/2024	1:57	41.4			42.7	39.7
3/2/2024	2:02	41.2	41.1	41.2	42.3	40.0
3/2/2024	2:07	41.1			42.8	39.4
3/2/2024	2:12	41.0			42.3	39.5
3/2/2024	2:17	41.1	41.2		42.4	39.6
3/2/2024	2:22	41.4			42.8	40.3
3/2/2024	2:27	41.3			42.5	39.9
3/2/2024	2:32	41.4	41.3	41.1	42.7	40.3
3/2/2024	2:37	41.3			42.9	39.6
3/2/2024	2:42	41.2			42.8	40.0
3/2/2024	2:47	40.8	40.9		42.0	39.4
3/2/2024	2:52	40.7			42.0	39.2
3/2/2024	2:57	41.1			42.7	39.4
3/2/2024	3:02	41.8	42.0	41.9	43.3	40.4
3/2/2024	3:07	42.4			43.5	40.9
3/2/2024	3:12	41.7			43.0	40.0
3/2/2024	3:17	42.4	41.8		43.8	41.0
3/2/2024	3:22	42.0			43.7	40.6
3/2/2024	3:27	40.7			42.0	39.3
3/2/2024	3:32	41.2	41.3	41.8	42.4	39.7
3/2/2024	3:37	41.4			42.7	40.3
3/2/2024	3:42	41.4			42.5	39.8
3/2/2024	3:47	42.2	42.2		43.3	40.6
3/2/2024	3:52	42.2			44.0	40.5
3/2/2024	3:57	42.3			43.8	40.4
3/2/2024	4:02	40.9	40.1	40.4	42.3	39.5
3/2/2024	4:07	39.4			41.1	37.8
3/2/2024	4:12	39.8			41.3	37.9
3/2/2024	4:17	40.6	40.7		42.1	39.0
3/2/2024	4:22	39.5			41.4	37.9
3/2/2024	4:27	41.8			43.7	40.4
3/2/2024	4:32	39.6	40.9	40.7	41.0	37.8
3/2/2024	4:37	41.0			42.6	39.2
3/2/2024	4:42	41.8			43.2	39.9
3/2/2024	4:47	40.3	40.5		42.2	38.5
3/2/2024	4:52	40.8			43.0	38.6
3/2/2024	4:57	40.5			42.7	38.6
3/2/2024	5:02	39.3	41.0	41.7	41.2	37.1
3/2/2024	5:07	40.9			42.9	39.0
3/2/2024	5:12	42.2			43.9	40.5
3/2/2024	5:17	42.3	42.3		44.0	40.5
3/2/2024	5:22	42.6			44.8	40.7
3/2/2024	5:27	41.9			43.6	39.8
3/2/2024	5:32	43.0	43.0	42.8	44.9	41.0
3/2/2024	5:37	42.4			44.6	40.6
3/2/2024	5:42	43.5			45.7	41.5
3/2/2024	5:47	42.0	42.7		44.2	40.3
3/2/2024	5:52	42.0			44.1	40.1
3/2/2024	5:57	43.8			46.0	41.4
3/2/2024	6:02	41.4	44.0	43.8	43.8	39.4
3/2/2024	6:07	45.4			47.7	42.8
3/2/2024	6:12	44.4			47.0	42.2
3/2/2024	6:17	44.1	43.5		46.7	41.9
3/2/2024	6:22	44.3			46.8	41.8
3/2/2024	6:27	41.5			43.7	39.6
3/2/2024	6:32	41.6	43.5	44.0	44.2	39.2
3/2/2024	6:37	44.0			46.1	41.9
3/2/2024	6:42	44.5			46.4	42.3
3/2/2024	6:47	46.4	44.5		48.3	44.2
3/2/2024	6:52	43.6			45.9	41.4
3/2/2024	6:57	42.4			45.0	40.2
3/2/2024	23:02	41.6	42.4	41.6	43.0	39.9
3/2/2024	23:07	42.2			44.2	40.2
3/2/2024	23:12	41.2			42.8	39.4
3/2/2024	23:17	41.1	41.5		42.6	39.5
3/2/2024	23:22	40.8			42.4	39.3
3/2/2024	23:27	42.4			44.5	40.3
3/2/2024	23:32	40.7	42.1	42.1	43.1	38.6
3/2/2024	23:37	42.6			44.3	40.2
3/2/2024	23:42	42.6			44.6	40.5
3/2/2024	23:47	41.1	42.2		42.3	39.5
3/2/2024	23:52	42.5			43.6	41.2
3/2/2024	23:57	42.7			44.7	41.0
		Mean	41.9	41.9		
		Maximum	44.5	44.0		
		Minimum	40.1	40.4		

Date	Start Time	Leq (5mins)	Leq (15mins)	Leq (30mins)	L10 (5mins)	L90 (5mins)
4/2/2024	0:02	42.7	42.1	42.0	44.6	40.8
4/2/2024	0:07	41.9			43.1	40.8
4/2/2024	0:12	41.6			43.1	39.7
4/2/2024	0:17	41.8	41.9		43.3	40.6
4/2/2024	0:22	41.8			43.3	40.5
4/2/2024	0:27	42.3			44.1	41.2
4/2/2024	0:32	42.5	42.2	42.1	44.4	40.7
4/2/2024	0:37	42.1			44.0	40.4
4/2/2024	0:42	41.9			43.3	40.7
4/2/2024	0:47	42.0	42.0		43.2	40.5
4/2/2024	0:52	42.1			43.2	40.7
4/2/2024	0:57	41.8			43.4	40.6
4/2/2024	1:02	41.9	41.5	41.4	43.0	40.4
4/2/2024	1:07	41.2			42.7	39.5
4/2/2024	1:12	41.3			43.0	40.2
4/2/2024	1:17	41.2	41.3		42.7	39.7
4/2/2024	1:22	41.5			43.0	40.0
4/2/2024	1:27	41.3			43.0	39.8
4/2/2024	1:32	41.3	41.1	41.1	42.5	40.2
4/2/2024	1:37	41.0			42.1	39.7
4/2/2024	1:42	41.1			42.6	39.8
4/2/2024	1:47	41.0	41.0		42.2	39.4
4/2/2024	1:52	40.9			42.5	39.7
4/2/2024	1:57	41.1			42.2	39.6
4/2/2024	2:02	41.4	41.2	41.3	42.7	39.9
4/2/2024	2:07	41.1			42.2	40.0
4/2/2024	2:12	41.1			42.3	39.9
4/2/2024	2:17	41.3	41.4		42.9	39.7
4/2/2024	2:22	41.4			42.6	40.0
4/2/2024	2:27	41.5			43.0	40.2
4/2/2024	2:32	41.2	41.1	41.1	42.3	39.6
4/2/2024	2:37	41.1			42.5	39.8
4/2/2024	2:42	40.9			42.2	39.7
4/2/2024	2:47	41.1	41.2		42.3	39.5
4/2/2024	2:52	41.2			42.7	39.9
4/2/2024	2:57	41.3			43.0	39.9
4/2/2024	3:02	41.9	42.4	42.3	43.2	40.8
4/2/2024	3:07	42.8			44.4	41.6
4/2/2024	3:12	42.6			44.1	41.5
4/2/2024	3:17	41.9	42.1		43.1	40.5
4/2/2024	3:22	42.4			43.6	40.7
4/2/2024	3:27	42.0			43.1	40.7
4/2/2024	3:32	41.9	42.2	42.0	43.0	40.6
4/2/2024	3:37	42.3			43.5	41.2
4/2/2024	3:42	42.2			43.4	40.6
4/2/2024	3:47	42.1	41.8		43.8	40.3
4/2/2024	3:52	41.8			43.3	40.3
4/2/2024	3:57	41.5			43.0	39.6
4/2/2024	4:02	41.6	41.7	41.8	43.4	40.1
4/2/2024	4:07	41.6			43.0	40.0
4/2/2024	4:12	41.9			43.3	40.4
4/2/2024	4:17	42.1	41.9		43.5	40.5
4/2/2024	4:22	41.8			43.7	39.9
4/2/2024	4:27	41.9			43.3	40.5
4/2/2024	4:32	41.8	41.8	42.0	43.2	40.0
4/2/2024	4:37	41.9			43.7	40.3
4/2/2024	4:42	41.8			43.7	40.0
4/2/2024	4:47	41.9	42.2		43.6	39.9
4/2/2024	4:52	42.2			43.9	40.0
4/2/2024	4:57	42.5			44.3	40.5
4/2/2024	5:02	42.9	44.0	44.1	44.9	41.2
4/2/2024	5:07	43.9			46.0	42.2
4/2/2024	5:12	45.0			47.1	43.0
4/2/2024	5:17	44.1	44.2		46.1	42.0
4/2/2024	5:22	44.3			46.1	42.2
4/2/2024	5:27	44.0			45.8	42.2
4/2/2024	5:32	44.0	43.4	43.8	45.9	42.0
4/2/2024	5:37	43.4			45.5	41.7
4/2/2024	5:42	42.7			44.7	40.8
4/2/2024	5:47	43.3	44.1		45.7	40.9
4/2/2024	5:52	45.6			48.1	43.1
4/2/2024	5:57	42.9			44.8	40.4
4/2/2024	6:02	43.8	45.3	44.8	45.9	41.7
4/2/2024	6:07	45.0			46.9	42.8
4/2/2024	6:12	46.7			49.0	44.8
4/2/2024	6:17	43.6	44.2		46.0	41.4
4/2/2024	6:22	45.5			48.1	43.1
4/2/2024	6:27	43.3			45.4	41.1
4/2/2024	6:32	42.9	45.2	46.0	45.1	40.5
4/2/2024	6:37	46.2			48.5	43.7
4/2/2024	6:42	45.8			48.4	43.5
4/2/2024	6:47	45.5	46.6		48.1	42.3
4/2/2024	6:52	47.0			50.2	44.5
4/2/2024	6:57	47.2			49.7	44.4
4/2/2024	23:02	42.9	42.9	42.6	44.7	40.5
4/2/2024	23:07	43.0			45.4	41.6
4/2/2024	23:12	42.7			45.0	41.1
4/2/2024	23:17	42.5	42.3		44.9	40.3
4/2/2024	23:22	42.3			44.1	40.4
4/2/2024	23:27	42.2			44.6	39.8
4/2/2024	23:32	42.2	42.4	42.3	44.6	40.8
4/2/2024	23:37	42.6			44.2	40.5
4/2/2024	23:42	42.3			43.9	40.7
4/2/2024	23:47	42.4	42.1		43.8	40.6
4/2/2024	23:52	42.1			43.6	40.2
4/2/2024	23:57	41.9			43.0	40.2
		Mean	42.5	42.5		
		Maximum	46.6	46.0		
		Minimum	41.0	41.1		

Station: SSNV_M3

Date	Start Time	Leq (5mins)	Leq (15mins)	Leq (30mins)	L10 (5mins)	L90 (5mins)
5/2/2024	0:02	41.7	42.0	41.9	43.3	40.0
5/2/2024	0:07	42.2			43.8	40.4
5/2/2024	0:12	42.0			43.2	40.5
5/2/2024	0:17	42.1	41.8		43.8	40.1
5/2/2024	0:22	41.8			43.6	40.5
5/2/2024	0:27	41.5			42.8	39.6
5/2/2024	0:32	42.1	41.9	42.2	43.7	40.6
5/2/2024	0:37	41.8			43.2	40.6
5/2/2024	0:42	41.8			43.3	40.5
5/2/2024	0:47	42.2	42.5		43.9	40.9
5/2/2024	0:52	42.5			43.6	41.0
5/2/2024	0:57	42.8			43.9	41.1
5/2/2024	1:02	41.5	41.3	41.3	43.1	40.4
5/2/2024	1:07	41.4			42.5	40.3
5/2/2024	1:12	41.1			42.3	39.7
5/2/2024	1:17	41.2	41.3		42.6	39.5
5/2/2024	1:22	41.3			42.8	40.0
5/2/2024	1:27	41.6			43.3	40.5
5/2/2024	1:32	42.0	41.6	41.6	43.1	40.7
5/2/2024	1:37	41.4			42.9	40.1
5/2/2024	1:42	41.4			43.1	39.8
5/2/2024	1:47	41.7	41.6		43.2	40.2
5/2/2024	1:52	41.4			43.1	40.2
5/2/2024	1:57	41.6			42.9	40.4
5/2/2024	2:02	41.1	41.0	41.0	42.3	39.6
5/2/2024	2:07	41.2			42.9	39.7
5/2/2024	2:12	40.8			41.9	39.3
5/2/2024	2:17	40.8	40.9		42.2	39.2
5/2/2024	2:22	40.7			42.0	39.4
5/2/2024	2:27	41.3			42.9	40.1
5/2/2024	2:32	42.0	42.0	41.9	43.4	40.5
5/2/2024	2:37	42.1			43.7	40.6
5/2/2024	2:42	42.0			43.3	40.4
5/2/2024	2:47	41.6	41.7		43.2	40.4
5/2/2024	2:52	41.5			42.8	39.8
5/2/2024	2:57	42.0			43.6	40.3
5/2/2024	3:02	41.9	42.0	42.1	43.0	40.2
5/2/2024	3:07	41.8			43.5	40.4
5/2/2024	3:12	42.3			43.6	41.1
5/2/2024	3:17	42.2	42.2		43.8	40.7
5/2/2024	3:22	42.0			43.7	40.4
5/2/2024	3:27	42.6			44.1	41.3
5/2/2024	3:32	42.4	42.3	42.4	43.7	40.9
5/2/2024	3:37	42.3			43.6	40.7
5/2/2024	3:42	42.2			43.6	40.3
5/2/2024	3:47	42.2	42.5		43.9	40.3
5/2/2024	3:52	42.4			44.1	40.7
5/2/2024	3:57	43.0			44.9	41.2
5/2/2024	4:02	42.8	42.9	43.5	44.2	40.9
5/2/2024	4:07	42.5			44.2	40.9
5/2/2024	4:12	43.4			45.1	41.7
5/2/2024	4:17	43.9	44.0		45.3	42.3
5/2/2024	4:22	44.0			45.8	42.6
5/2/2024	4:27	44.2			45.8	42.4
5/2/2024	4:32	45.1	44.4	44.0	46.8	43.6
5/2/2024	4:37	44.3			46.1	42.8
5/2/2024	4:42	43.7			45.8	41.8
5/2/2024	4:47	43.3	43.5		45.1	41.4
5/2/2024	4:52	43.3			45.5	41.4
5/2/2024	4:57	44.0			46.1	42.3
5/2/2024	5:02	44.4	44.1	44.1	46.1	42.6
5/2/2024	5:07	44.1			46.3	42.3
5/2/2024	5:12	43.6			45.8	41.4
5/2/2024	5:17	43.8	44.1		45.8	41.9
5/2/2024	5:22	43.9			46.0	42.0
5/2/2024	5:27	44.6			46.8	42.4
5/2/2024	5:32	44.6	44.7	46.3	46.5	42.6
5/2/2024	5:37	44.6			46.6	42.5
5/2/2024	5:42	45.0			47.3	42.8
5/2/2024	5:47	44.9	47.5		47.0	42.9
5/2/2024	5:52	46.0			48.2	43.5
5/2/2024	5:57	49.9			52.4	47.6
5/2/2024	6:02	47.9	46.8	47.4	50.2	45.3
5/2/2024	6:07	46.6			49.1	44.3
5/2/2024	6:12	45.8			48.1	43.9
5/2/2024	6:17	47.0	48.0		49.5	44.9
5/2/2024	6:22	47.9			50.0	45.6
5/2/2024	6:27	48.8			51.4	46.8
5/2/2024	6:32	48.1	47.6	47.3	50.3	45.8
5/2/2024	6:37	46.7			48.6	44.3
5/2/2024	6:42	47.9			50.9	45.7
5/2/2024	6:47	47.9	46.9		50.9	44.7
5/2/2024	6:52	46.5			49.3	44.4
5/2/2024	6:57	46.1			48.6	44.0

5/2/2024	23:00	42.5	42.6	42.6	44.3	40.8
5/2/2024	23:05	42.5			44.0	40.7
5/2/2024	23:10	42.7			45.0	40.9
5/2/2024	23:15	42.6	42.6		44.7	40.4
5/2/2024	23:20	42.6			44.6	41.2
5/2/2024	23:25	42.7			44.8	40.4
5/2/2024	23:30	43.0	43.3	43.1	44.4	41.2
5/2/2024	23:35	43.2			44.6	40.9
5/2/2024	23:40	43.6			45.7	42.1
5/2/2024	23:45	43.4	43.0		45.7	41.1
5/2/2024	23:50	43.3			44.7	41.7
5/2/2024	23:55	42.2			43.9	40.4
		Mean	43.3	43.3		
		Maximum	48.0	47.4		
		Minimum	40.9	41.0		

Date	Start Time	Leq (5mins)	Leq (15mins)	Leq (30mins)	L10 (5mins)	L90 (5mins)
6/2/2024	0:00	42.6	42.5	42.2	44.1	41.3
6/2/2024	0:05	42.8			44.3	40.9
6/2/2024	0:10	42.0			43.1	40.7
6/2/2024	0:15	42.1	41.9		43.6	40.7
6/2/2024	0:20	42.1			44.0	40.1
6/2/2024	0:25	41.7			43.0	40.3
6/2/2024	0:30	42.1	42.1	42.0	44.1	40.2
6/2/2024	0:35	42.5			44.0	41.3
6/2/2024	0:40	41.6			43.3	40.0
6/2/2024	0:45	41.8	41.9		43.2	39.8
6/2/2024	0:50	42.7			44.6	41.3
6/2/2024	0:55	41.1			42.5	39.9
6/2/2024	1:00	41.5	41.3	41.2	42.6	40.1
6/2/2024	1:05	41.3			42.5	39.7
6/2/2024	1:10	41.2			42.5	39.9
6/2/2024	1:15	40.9	41.0		42.5	39.5
6/2/2024	1:20	40.8			42.5	39.4
6/2/2024	1:25	41.3			43.0	39.6
6/2/2024	1:30	41.2	41.1	41.2	42.6	39.5
6/2/2024	1:35	41.0			42.3	39.4
6/2/2024	1:40	41.2			42.7	39.6
6/2/2024	1:45	41.4	41.3		42.7	40.1
6/2/2024	1:50	40.9			42.1	39.4
6/2/2024	1:55	41.6			42.9	40.1
6/2/2024	2:00	42.1	41.8	41.5	43.2	41.0
6/2/2024	2:05	41.8			43.3	40.4
6/2/2024	2:10	41.6			42.8	40.2
6/2/2024	2:15	41.3	41.1		42.9	40.2
6/2/2024	2:20	41.0			42.6	39.9
6/2/2024	2:25	41.1			42.8	40.0
6/2/2024	2:30	40.7	40.9	40.9	42.0	39.3
6/2/2024	2:35	41.1			42.5	39.4
6/2/2024	2:40	40.8			42.2	39.4
6/2/2024	2:45	40.9	40.9		42.3	39.4
6/2/2024	2:50	40.9			42.6	39.3
6/2/2024	2:55	40.9			42.4	39.2
6/2/2024	3:00	41.5	41.6	41.5	43.0	40.3
6/2/2024	3:05	41.8			43.5	40.1
6/2/2024	3:10	41.5			43.1	39.9
6/2/2024	3:15	41.5	41.4		42.8	40.4
6/2/2024	3:20	41.3			42.6	40.1
6/2/2024	3:25	41.4			42.9	39.9
6/2/2024	3:30	41.7	41.3	41.4	43.4	40.1
6/2/2024	3:35	41.2			42.9	39.7
6/2/2024	3:40	41.1			42.8	39.5
6/2/2024	3:45	41.4	41.5		43.1	40.0
6/2/2024	3:50	41.4			42.7	40.3
6/2/2024	3:55	41.6			43.4	40.1
6/2/2024	4:00	41.8	41.8	41.7	43.6	40.4
6/2/2024	4:05	41.5			43.3	39.6
6/2/2024	4:10	42.0			43.4	40.2
6/2/2024	4:15	41.7	41.6		43.1	39.8
6/2/2024	4:20	41.4			42.8	39.5
6/2/2024	4:25	41.6			43.0	39.8
6/2/2024	4:30	41.3	41.2	41.2	42.7	39.5
6/2/2024	4:35	41.1			42.9	39.2
6/2/2024	4:40	41.1			42.8	39.5
6/2/2024	4:45	41.7	41.2		43.6	40.0
6/2/2024	4:50	40.9			42.6	39.0
6/2/2024	4:55	41.1			43.1	39.2
6/2/2024	5:00	40.9	41.2	43.0	43.0	39.0
6/2/2024	5:05	41.4			43.1	39.2
6/2/2024	5:10	41.4			43.2	39.5
6/2/2024	5:15	42.2	44.3		44.0	40.2
6/2/2024	5:20	45.1			46.9	43.3
6/2/2024	5:25	45.1			47.0	43.3
6/2/2024	5:30	44.6	44.9	45.2	46.3	42.9
6/2/2024	5:35	45.2			47.0	43.3
6/2/2024	5:40	44.9			47.0	43.0
6/2/2024	5:45	45.9	45.4		48.0	44.2
6/2/2024	5:50	45.5			47.3	43.7
6/2/2024	5:55	44.7			47.3	42.3
6/2/2024	6:00	44.5	44.9	45.3	47.0	42.3
6/2/2024	6:05	44.9			46.8	42.8
6/2/2024	6:10	45.3			47.9	42.7
6/2/2024	6:15	45.4	45.7		47.9	43.4
6/2/2024	6:20	45.8			47.8	43.9
6/2/2024	6:25	45.9			48.2	44.0
6/2/2024	6:30	45.2	45.2	44.8	47.6	42.7
6/2/2024	6:35	45.2			47.4	42.8
6/2/2024	6:40	45.2			47.1	42.7
6/2/2024	6:45	42.7	44.3		45.3	40.6
6/2/2024	6:50	44.3			46.4	41.9
6/2/2024	6:55	45.4			48.6	43.1

6/2/2024	23:00	42.5	42.6	42.6	44.8	40.8
6/2/2024	23:05	42.7			45.0	40.8
6/2/2024	23:10	42.4			43.9	40.1
6/2/2024	23:15	42.7	42.7		44.7	40.3
6/2/2024	23:20	42.7			44.4	40.5
6/2/2024	23:25	42.6			44.9	40.9
6/2/2024	23:30	42.6	42.5	42.6	44.2	40.7
6/2/2024	23:35	42.3			43.8	40.8
6/2/2024	23:40	42.5			44.5	40.6
6/2/2024	23:45	42.7	42.8		44.5	40.7
6/2/2024	23:50	42.8			44.0	41.1
6/2/2024	23:55	42.9			44.8	41.2
		Mean	42.4	42.4		
		Maximum	45.7	45.3		
		Minimum	40.9	40.9		

Station: SSNV_M3

Date	Start Time	Leq (5mins)	Leq (15mins)	Leq (30mins)	L10 (5mins)	L90 (5mins)
7/2/2024	0:00	42.7	42.5	42.5	44.1	40.9
7/2/2024	0:05	42.6			44.1	41.5
7/2/2024	0:10	42.1			43.4	40.7
7/2/2024	0:15	42.9	42.5		44.6	41.8
7/2/2024	0:20	42.3			44.2	41.0
7/2/2024	0:25	42.2			43.3	40.6
7/2/2024	0:30	42.4	42.2	42.2	44.1	40.8
7/2/2024	0:35	42.2			43.6	40.4
7/2/2024	0:40	41.9			43.9	40.4
7/2/2024	0:45	42.1	42.3		43.2	41.0
7/2/2024	0:50	42.4			43.9	41.0
7/2/2024	0:55	42.3			43.6	40.6
7/2/2024	1:00	41.2	41.1	41.2	42.3	40.0
7/2/2024	1:05	41.3			42.5	40.2
7/2/2024	1:10	40.9			42.1	39.5
7/2/2024	1:15	41.3	41.3		43.0	40.0
7/2/2024	1:20	41.2			42.8	40.0
7/2/2024	1:25	41.4			42.7	40.1
7/2/2024	1:30	41.1	41.2	41.1	42.2	39.6
7/2/2024	1:35	41.1			42.6	39.4
7/2/2024	1:40	41.3			42.4	39.8
7/2/2024	1:45	41.2	41.1		42.5	39.9
7/2/2024	1:50	41.1			42.5	39.9
7/2/2024	1:55	41.1			42.7	40.0
7/2/2024	2:00	40.9	40.8	40.9	42.1	39.5
7/2/2024	2:05	41.0			42.1	39.9
7/2/2024	2:10	40.5			42.2	39.4
7/2/2024	2:15	40.8	41.0		42.4	39.6
7/2/2024	2:20	40.9			42.4	39.2
7/2/2024	2:25	41.3			42.4	39.6
7/2/2024	2:30	40.9	41.0	41.1	42.0	39.5
7/2/2024	2:35	41.1			42.4	39.5
7/2/2024	2:40	41.0			42.6	39.3
7/2/2024	2:45	41.2	41.1		42.9	39.7
7/2/2024	2:50	40.9			42.3	39.2
7/2/2024	2:55	41.1			42.6	39.8
7/2/2024	3:00	42.0	42.0	42.7	43.3	40.9
7/2/2024	3:05	41.8			43.1	40.4
7/2/2024	3:10	42.2			43.3	41.0
7/2/2024	3:15	44.2	43.3		45.5	43.0
7/2/2024	3:20	42.9			44.2	41.8
7/2/2024	3:25	42.7			44.4	41.0
7/2/2024	3:30	43.6	42.9	42.5	44.8	42.0
7/2/2024	3:35	42.7			44.0	41.6
7/2/2024	3:40	42.1			43.3	40.6
7/2/2024	3:45	41.9	42.0		43.2	40.2
7/2/2024	3:50	42.1			43.7	40.6
7/2/2024	3:55	42.2			43.9	40.6
7/2/2024	4:00	42.0	41.9	41.8	43.6	40.4
7/2/2024	4:05	42.1			43.7	40.3
7/2/2024	4:10	41.8			43.6	40.1
7/2/2024	4:15	41.4	41.6		43.2	39.7
7/2/2024	4:20	41.8			43.3	40.2
7/2/2024	4:25	41.6			43.2	40.1
7/2/2024	4:30	41.6	41.6	41.7	43.5	40.0
7/2/2024	4:35	41.6			43.4	39.7
7/2/2024	4:40	41.7			43.4	39.9
7/2/2024	4:45	41.6	41.8		43.4	39.7
7/2/2024	4:50	42.1			44.3	40.4
7/2/2024	4:55	41.8			43.9	40.0
7/2/2024	5:00	41.5	42.7	43.3	43.6	39.3
7/2/2024	5:05	43.0			45.2	40.8
7/2/2024	5:10	43.4			45.6	41.2
7/2/2024	5:15	43.6	43.8		45.6	41.7
7/2/2024	5:20	43.9			45.6	41.9
7/2/2024	5:25	43.9			45.6	42.1
7/2/2024	5:30	44.2	44.5	44.3	46.0	42.4
7/2/2024	5:35	44.6			46.8	42.6
7/2/2024	5:40	44.6			46.5	42.4
7/2/2024	5:45	44.2	44.0		46.3	42.2
7/2/2024	5:50	43.9			46.1	41.7
7/2/2024	5:55	44.0			46.5	41.4
7/2/2024	6:00	43.8	43.9	43.7	46.1	41.6
7/2/2024	6:05	43.8			45.8	41.6
7/2/2024	6:10	44.1			46.4	41.9
7/2/2024	6:15	44.4	43.5		46.5	42.0
7/2/2024	6:20	43.3			45.9	40.8
7/2/2024	6:25	42.7			44.6	40.3
7/2/2024	6:30	44.3	43.4	42.7	46.3	42.2
7/2/2024	6:35	43.6			45.5	41.3
7/2/2024	6:40	41.8			44.2	39.3
7/2/2024	6:45	42.8	42.0		44.8	40.4
7/2/2024	6:50	42.3			45.0	40.0
7/2/2024	6:55	40.7			43.3	37.8
7/2/2024	23:04	42.9	43.1	43.2	44.8	40.9
7/2/2024	23:09	43.4			45.4	42.0
7/2/2024	23:14	43.1			44.9	41.3
7/2/2024	23:19	43.4	43.2		45.6	41.1
7/2/2024	23:24	43.2			45.2	41.8
7/2/2024	23:29	43.1			45.0	41.5
7/2/2024	23:34	42.9	43.0	43.0	44.3	41.1
7/2/2024	23:39	43.1			44.5	41.4
7/2/2024	23:44	43.1			45.5	41.2
7/2/2024	23:49	42.8	43.0		44.4	40.5
7/2/2024	23:54	43.3			44.5	41.8
7/2/2024	23:59	42.9			45.5	40.9
		Mean	42.4	42.4		
		Maximum	44.5	44.3		
		Minimum	40.8	40.9		

Date	Start Time	Leq (5mins)	Leq (15mins)	Leq (30mins)	L10 (5mins)	L90 (5mins)
8/2/2024	0:04	42.0	41.9	41.9	43.1	40.7
8/2/2024	0:09	41.8			43.0	40.2
8/2/2024	0:14	42.0			43.3	40.1
8/2/2024	0:19	41.7	42.0		43.3	40.6
8/2/2024	0:24	41.8			43.2	40.4
8/2/2024	0:29	42.4			43.7	40.6
8/2/2024	0:34	42.5	42.1	42.0	44.3	40.8
8/2/2024	0:39	42.1			43.2	40.6
8/2/2024	0:44	41.7			43.7	40.6
8/2/2024	0:49	42.1	41.8		44.0	40.7
8/2/2024	0:54	41.9			43.6	40.8
8/2/2024	0:59	41.5			43.2	40.0
8/2/2024	1:04	41.4	41.3	41.2	42.8	40.3
8/2/2024	1:09	41.2			42.5	39.5
8/2/2024	1:14	41.3			42.7	39.7
8/2/2024	1:19	41.2	41.2		42.4	39.8
8/2/2024	1:24	41.1			42.2	40.0
8/2/2024	1:29	41.3			42.5	39.8
8/2/2024	1:34	41.0	41.1	41.2	42.7	39.6
8/2/2024	1:39	41.5			42.9	39.8
8/2/2024	1:44	41.0			42.7	39.8
8/2/2024	1:49	41.3	41.3		42.6	39.9
8/2/2024	1:54	41.3			42.7	39.6
8/2/2024	1:59	41.2			42.9	39.6
8/2/2024	2:04	41.0	41.1	41.1	42.4	39.9
8/2/2024	2:09	40.9			42.0	39.5
8/2/2024	2:14	41.3			42.8	39.9
8/2/2024	2:19	41.3	41.2		42.6	39.9
8/2/2024	2:24	41.2			42.3	39.6
8/2/2024	2:29	41.0			42.2	39.7
8/2/2024	2:34	41.1	41.1	41.0	42.5	40.0
8/2/2024	2:39	40.8			42.2	39.7
8/2/2024	2:44	41.3			42.9	40.1
8/2/2024	2:49	41.1	40.9		42.4	40.0
8/2/2024	2:54	40.9			42.4	39.4
8/2/2024	2:59	40.8			41.9	39.2
8/2/2024	3:04	41.5	41.8	41.8	43.2	40.3
8/2/2024	3:09	41.9			43.2	40.3
8/2/2024	3:14	42.1			43.2	40.4
8/2/2024	3:19	41.8	41.7		43.0	40.1
8/2/2024	3:24	41.8			42.9	40.4
8/2/2024	3:29	41.6			43.0	40.5
8/2/2024	3:34	41.8	41.7	41.7	43.1	40.1
8/2/2024	3:39	41.8			42.9	40.2
8/2/2024	3:44	41.5			42.8	40.1
8/2/2024	3:49	41.5	41.7		42.9	40.2
8/2/2024	3:54	41.8			43.5	40.4
8/2/2024	3:59	41.8			43.6	40.0
8/2/2024	4:04	41.6	42.1	42.3	43.4	39.7
8/2/2024	4:09	41.8			43.2	40.2
8/2/2024	4:14	42.8			44.4	40.9
8/2/2024	4:19	42.5	42.6		43.9	41.1
8/2/2024	4:24	42.5			44.4	41.1
8/2/2024	4:29	42.8			44.4	41.1
8/2/2024	4:34	42.8	42.7	42.7	44.5	40.9
8/2/2024	4:39	42.6			44.0	41.0
8/2/2024	4:44	42.8			44.7	41.3
8/2/2024	4:49	42.7	42.6		44.4	41.1
8/2/2024	4:54	42.5			44.6	40.4
8/2/2024	4:59	42.5			44.6	40.8
8/2/2024	5:04	43.0	43.0	42.9	45.0	40.9
8/2/2024	5:09	42.8			44.7	40.7
8/2/2024	5:14	43.2			45.1	41.0
8/2/2024	5:19	42.9	42.7		44.7	41.2
8/2/2024	5:24	42.9			44.8	40.9
8/2/2024	5:29	42.3			44.2	40.5
8/2/2024	5:34	42.5	42.6	42.7	44.4	40.5
8/2/2024	5:39	42.7			44.9	40.7
8/2/2024	5:44	42.7			44.7	41.0
8/2/2024	5:49	42.6	42.7		44.5	40.8
8/2/2024	5:54	42.7			44.9	40.1
8/2/2024	5:59	42.9			45.4	40.4
8/2/2024	6:04	43.0	42.8	43.0	45.4	40.6
8/2/2024	6:09	42.7			45.1	40.7
8/2/2024	6:14	42.6			45.1	40.7
8/2/2024	6:19	43.0	43.2		45.4	41.1
8/2/2024	6:24	43.3			45.8	40.7
8/2/2024	6:29	43.2			45.6	41.1
8/2/2024	6:34	43.0	43.1	43.0	45.3	40.5
8/2/2024	6:39	43.1			45.3	40.5
8/2/2024	6:44	43.3			45.9	41.2
8/2/2024	6:49	43.3	42.9		45.7	41.1
8/2/2024	6:54	42.7			45.9	39.4
8/2/2024	6:59	42.6			45.9	39.8
8/2/2024	23:04	41.3	41.4	41.5	42.8	39.5
8/2/2024	23:09	41.6			43.3	40.2
8/2/2024	23:14	41.2			43.0	39.4
8/2/2024	23:19	42.2	41.6		44.1	40.8
8/2/2024	23:24	41.0			42.8	39.0
8/2/2024	23:29	41.5			43.9	39.8
8/2/2024	23:34	42.2	42.7	43.0	44.0	40.5
8/2/2024	23:39	42.8			44.5	41.0
8/2/2024	23:44	42.9			44.7	41.2
8/2/2024	23:49	43.5	43.3		45.3	42.0
8/2/2024	23:54	43.1			45.0	42.0
8/2/2024	23:59	43.3			45.3	41.9
		Mean	42.1	42.1		
		Maximum	43.3	43.0		
		Minimum	40.9	41.0		

Station: SSNV_M3

Date	Start Time	Leq (5mins)	Leq (15mins)	Leq (30mins)	L10 (5mins)	L90 (5mins)
9/2/2024	0:04	41.6	41.8	41.8	43.6	40.4
9/2/2024	0:09	41.9			43.1	40.2
9/2/2024	0:14	41.8			43.0	40.4
9/2/2024	0:19	42.2	41.9		43.7	40.8
9/2/2024	0:24	41.9			43.5	40.8
9/2/2024	0:29	41.4			43.1	39.7
9/2/2024	0:34	42.2	42.1	42.0	43.4	40.3
9/2/2024	0:39	42.0			43.8	40.4
9/2/2024	0:44	41.9			43.9	40.8
9/2/2024	0:49	42.0	41.9		43.4	40.5
9/2/2024	0:54	41.8			43.0	40.4
9/2/2024	0:59	41.8			43.1	40.7
9/2/2024	1:04	41.2	41.0	41.2	42.8	39.7
9/2/2024	1:09	41.2			42.5	40.0
9/2/2024	1:14	40.7			42.0	39.2
9/2/2024	1:19	41.2	41.3		42.3	39.8
9/2/2024	1:24	41.4			42.9	40.2
9/2/2024	1:29	41.2			42.5	40.1
9/2/2024	1:34	41.3	41.4	41.4	42.7	39.9
9/2/2024	1:39	41.5			42.9	39.9
9/2/2024	1:44	41.5			42.8	40.4
9/2/2024	1:49	41.5	41.4		42.9	39.9
9/2/2024	1:54	41.3			42.5	40.0
9/2/2024	1:59	41.5			43.1	40.0
9/2/2024	2:04	41.0	40.9	41.0	42.5	39.5
9/2/2024	2:09	40.9			42.6	39.6
9/2/2024	2:14	40.8			42.2	39.1
9/2/2024	2:19	41.1	41.1		42.3	39.7
9/2/2024	2:24	41.2			42.9	39.8
9/2/2024	2:29	41.1			42.2	39.9
9/2/2024	2:34	41.2	41.1	41.1	42.7	39.5
9/2/2024	2:39	40.9			42.1	39.5
9/2/2024	2:44	41.1			42.6	39.5
9/2/2024	2:49	41.0	41.2		42.6	39.4
9/2/2024	2:54	41.3			42.4	40.1
9/2/2024	2:59	41.2			42.7	39.5
9/2/2024	3:04	40.7	39.6	39.4	42.2	39.3
9/2/2024	3:09	38.6			40.0	37.5
9/2/2024	3:14	39.1			40.6	37.9
9/2/2024	3:19	40.5	39.3		42.0	39.1
9/2/2024	3:24	38.5			39.8	37.0
9/2/2024	3:29	38.5			39.8	36.9
9/2/2024	3:34	38.4	39.6	39.9	39.5	36.7
9/2/2024	3:39	40.2			41.9	39.0
9/2/2024	3:44	40.1			41.8	39.0
9/2/2024	3:49	41.0	40.1		42.9	39.3
9/2/2024	3:54	39.5			41.3	37.9
9/2/2024	3:59	39.6			41.5	37.7
9/2/2024	4:04	39.9	40.5	40.2	41.8	38.5
9/2/2024	4:09	41.5			43.0	39.7
9/2/2024	4:14	40.0			41.4	38.6
9/2/2024	4:19	40.0	39.8		41.7	38.5
9/2/2024	4:24	39.8			41.2	38.0
9/2/2024	4:29	39.7			41.6	38.3
9/2/2024	4:34	39.5	41.7	42.1	41.2	37.8
9/2/2024	4:39	41.3			42.9	39.4
9/2/2024	4:44	43.4			45.1	41.8
9/2/2024	4:49	44.1	42.5		45.9	42.2
9/2/2024	4:54	41.3			43.3	39.2
9/2/2024	4:59	41.5			43.3	39.4
9/2/2024	5:04	43.4	42.1	42.1	45.6	41.2
9/2/2024	5:09	41.0			42.8	39.2
9/2/2024	5:14	41.6			43.6	39.8
9/2/2024	5:19	43.3	42.1		45.1	41.2
9/2/2024	5:24	41.2			43.1	39.3
9/2/2024	5:29	41.4			43.1	39.2
9/2/2024	5:34	44.9	45.1	45.4	46.9	42.7
9/2/2024	5:39	44.0			45.8	42.2
9/2/2024	5:44	46.2			48.4	44.3
9/2/2024	5:49	45.7	45.6		47.6	43.3
9/2/2024	5:54	44.7			47.1	42.4
9/2/2024	5:59	46.2			48.5	43.6
9/2/2024	6:04	43.5	44.4	44.0	45.8	41.0
9/2/2024	6:09	45.5			48.0	43.4
9/2/2024	6:14	43.9			45.8	41.4
9/2/2024	6:19	43.9	43.6		46.1	41.4
9/2/2024	6:24	44.4			46.3	42.4
9/2/2024	6:29	42.3			44.8	40.2
9/2/2024	6:34	47.9	47.4	47.4	50.2	45.3
9/2/2024	6:39	45.4			47.7	43.0
9/2/2024	6:44	48.3			50.8	45.9
9/2/2024	6:49	47.2	47.5		50.1	44.5
9/2/2024	6:54	48.0			50.8	45.2
9/2/2024	6:59	47.1			50.1	44.8
		Mean	42.1	42.1		
		Maximum	47.5	47.4		
		Minimum	39.3	39.4		

Summary of Noise Monitoring Results during 23:00 - 07:00 on the next day at SSNV_M3		
	Leq (15mins)	**Leq (30mins)**
Mean	42.2	42.2
Maximum	48.0	47.4
Minimum	38.5	38.7

Appendix 3-37 Baseline Noise Monitoring Data – 07:00 - 19:00 at SSNV_M6

Station: SSNV_M6

Remark: *For Free Field measurement, +3 dB(A) was added to the measured results.

Date	Start Time	Leq (5mins)	Leq (5mins)*	Leq (30mins)	L10 (5mins)	L10 (5mins)*	L90 (5mins)	L90 (5mins)*
26/1/2024	09:03	49.4	52.4		53.5	56.5	44.9	47.9
26/1/2024	09:08	50.6	53.6		54.5	57.5	46.0	49.0
26/1/2024	09:13	46.2	49.2	51.3	51.0	54.0	42.0	45.0
26/1/2024	09:18	47.0	50.0		51.0	54.0	42.0	45.0
26/1/2024	09:23	47.0	50.0		50.9	53.9	42.4	45.4
26/1/2024	09:28	48.2	51.2		53.0	56.0	43.9	46.9
26/1/2024	09:33	47.8	50.8		51.9	54.9	43.8	46.8
26/1/2024	09:38	49.3	52.3		54.2	57.2	44.9	47.9
26/1/2024	09:43	49.1	52.1	52.1	53.5	56.5	44.4	47.4
26/1/2024	09:48	50.2	53.2		54.1	57.1	45.8	48.8
26/1/2024	09:53	50.1	53.1		55.1	58.1	46.0	49.0
26/1/2024	09:58	47.4	50.4		52.0	55.0	43.0	46.0
26/1/2024	10:03	48.0	51.0		52.2	55.2	43.7	46.7
26/1/2024	10:08	48.3	51.3		52.9	55.9	44.4	47.4
26/1/2024	10:13	49.3	52.3	52.2	54.3	57.3	45.0	48.0
26/1/2024	10:18	50.5	53.5		55.5	58.5	45.7	48.7
26/1/2024	10:23	47.5	50.5		52.3	55.3	43.5	46.5
26/1/2024	10:28	50.7	53.7		54.8	57.8	45.5	48.5
26/1/2024	10:33	48.8	51.8		52.9	55.9	44.3	47.3
26/1/2024	10:38	51.6	54.6		56.4	59.4	46.4	49.4
26/1/2024	10:43	47.4	50.4	52.2	51.1	54.1	42.8	45.8
26/1/2024	10:48	49.1	52.1		54.1	57.1	44.9	47.9
26/1/2024	10:53	47.8	50.8		52.4	55.4	42.8	45.8
26/1/2024	10:58	49.3	52.3		54.2	57.2	45.2	48.2
26/1/2024	11:03	52.2	55.2		56.2	59.2	48.0	51.0
26/1/2024	11:08	47.9	50.9		52.9	55.9	43.9	46.9
26/1/2024	11:13	50.8	53.8	53.7	55.6	58.6	46.9	49.9
26/1/2024	11:18	48.1	51.1		53.3	56.3	43.4	46.4
26/1/2024	11:23	51.2	54.2		55.2	58.2	46.2	49.2
26/1/2024	11:28	51.9	54.9		55.8	58.8	48.1	51.1
26/1/2024	11:33	49.1	52.1		52.8	55.8	45.4	48.4
26/1/2024	11:38	52.1	55.1		56.0	59.0	48.3	51.3
26/1/2024	11:43	51.9	54.9	53.6	55.6	58.6	47.4	50.4
26/1/2024	11:48	50.2	53.2		54.7	57.7	45.8	48.8
26/1/2024	11:53	49.1	52.1		53.3	56.3	43.8	46.8
26/1/2024	11:58	49.9	52.9		53.6	56.6	46.1	49.1
26/1/2024	12:03	51.2	54.2		55.3	58.3	46.6	49.6
26/1/2024	12:08	50.6	53.6		54.5	57.5	45.2	48.2
26/1/2024	12:13	50.5	53.5	54.0	55.8	58.8	46.0	49.0
26/1/2024	12:18	50.8	53.8		55.0	58.0	45.5	48.5
26/1/2024	12:23	51.7	54.7		56.3	59.3	46.6	49.6
26/1/2024	12:28	50.9	53.9		56.1	59.1	46.6	49.6
26/1/2024	12:33	49.8	52.8		54.8	57.8	44.9	47.9
26/1/2024	12:38	52.1	55.1		56.5	59.5	47.2	50.2
26/1/2024	12:43	51.3	54.3	54.2	56.5	59.5	46.1	49.1
26/1/2024	12:48	51.4	54.4		56.7	59.7	46.3	49.3
26/1/2024	12:53	52.3	55.3		56.4	59.4	47.7	50.7
26/1/2024	12:58	49.4	52.4		54.7	57.7	44.6	47.6
26/1/2024	13:03	49.5	52.5		53.4	56.4	44.1	47.1
26/1/2024	13:08	52.4	55.4		56.4	59.4	47.3	50.3
26/1/2024	13:13	53.7	56.7	54.8	58.7	61.7	49.6	52.6
26/1/2024	13:18	52.9	55.9		58.3	61.3	48.4	51.4
26/1/2024	13:23	50.8	53.8		54.9	57.9	46.1	49.1
26/1/2024	13:28	49.6	52.6		55.0	58.0	45.4	48.4
26/1/2024	13:33	51.2	54.2		55.4	58.4	47.3	50.3
26/1/2024	13:38	49.5	52.5		54.8	57.8	44.4	47.4
26/1/2024	13:43	53.0	56.0	54.8	57.3	60.3	48.7	51.7
26/1/2024	13:48	52.4	55.4		57.7	60.7	48.4	51.4
26/1/2024	13:53	52.4	55.4		56.3	59.3	47.6	50.6
26/1/2024	13:58	51.2	54.2		56.2	59.2	46.9	49.9
26/1/2024	14:03	50.0	53.0		54.3	57.3	45.9	48.9
26/1/2024	14:08	49.5	52.5		54.5	57.5	45.1	48.1
26/1/2024	14:13	52.4	55.4	54.4	57.8	60.8	48.5	51.5
26/1/2024	14:18	51.6	54.6		56.7	59.7	47.5	50.5
26/1/2024	14:23	50.8	53.8		55.4	58.4	46.1	49.1
26/1/2024	14:28	52.9	55.9		57.4	60.4	48.6	51.6
26/1/2024	14:33	50.3	53.3		54.5	57.5	46.3	49.3
26/1/2024	14:38	53.7	56.7		59.1	62.1	48.8	51.8
26/1/2024	14:43	49.1	52.1	54.9	54.3	57.3	44.7	47.7
26/1/2024	14:48	52.3	55.3		56.5	59.5	48.1	51.1
26/1/2024	14:53	54.3	57.3		58.6	61.6	49.5	52.5
26/1/2024	14:58	48.8	51.8		53.8	56.8	44.3	47.3
26/1/2024	15:03	49.8	52.8		55.4	58.4	44.8	47.8
26/1/2024	15:08	53.0	56.0		58.6	61.6	47.9	50.9
26/1/2024	15:13	49.4	52.4	56.0	54.7	57.7	45.3	48.3
26/1/2024	15:18	54.8	57.8		59.2	62.2	50.0	53.0
26/1/2024	15:23	54.8	57.8		60.1	63.1	49.8	52.8
26/1/2024	15:28	53.3	56.3		57.7	60.7	48.7	51.7
26/1/2024	15:33	52.3	55.3		57.7	60.7	48.0	51.0
26/1/2024	15:38	49.8	52.8		55.5	58.5	44.3	47.3
26/1/2024	15:43	49.7	52.7	54.2	54.0	57.0	44.6	47.6
26/1/2024	15:48	52.8	55.8		58.2	61.2	47.6	50.6
26/1/2024	15:53	52.1	55.1		56.8	59.8	47.8	50.8
26/1/2024	15:58	49.4	52.4		54.0	57.0	45.3	48.3
26/1/2024	16:03	48.1	51.1		52.5	55.5	42.9	45.9
26/1/2024	16:08	48.5	51.5		53.5	56.5	42.9	45.9
26/1/2024	16:13	49.6	52.6	51.3	54.0	57.0	43.7	46.7
26/1/2024	16:18	46.7	49.7		51.9	54.9	42.4	45.4
26/1/2024	16:23	47.3	50.3		52.0	55.0	41.9	44.9
26/1/2024	16:28	48.8	51.8		54.0	57.0	44.4	47.4
26/1/2024	16:33	46.4	49.4		51.3	54.3	41.9	44.9
26/1/2024	16:38	46.6	49.6		51.2	54.2	42.1	45.1
26/1/2024	16:43	48.4	51.4	50.4	52.7	55.7	43.2	46.2
26/1/2024	16:48	47.0	50.0		51.1	54.1	42.8	45.8
26/1/2024	16:53	47.1	50.1		51.3	54.3	41.2	44.2
26/1/2024	16:58	48.6	51.6		54.5	57.5	44.1	47.1
26/1/2024	17:03	46.7	49.7		52.2	55.2	42.5	45.5
26/1/2024	17:08	47.0	50.0		52.4	55.4	40.7	43.7
26/1/2024	17:13	47.1	50.1	50.2	53.5	56.5	42.5	45.5
26/1/2024	17:18	48.0	51.0		53.0	56.0	42.0	45.0
26/1/2024	17:23	47.6	50.6		52.3	55.3	41.3	44.3
26/1/2024	17:28	46.6	49.6		51.2	54.2	41.4	44.4
26/1/2024	17:33	47.2	50.2		51.9	54.9	41.2	44.2
26/1/2024	17:38	45.3	48.3		49.6	52.6	40.7	43.7
26/1/2024	17:43	46.8	49.8	49.0	53.1	56.1	41.1	44.1
26/1/2024	17:48	47.1	50.1		51.9	54.9	42.7	45.7
26/1/2024	17:53	44.5	47.5		49.4	52.4	38.4	41.4
26/1/2024	17:58	43.7	46.7		50.1	53.1	38.0	41.0
26/1/2024	18:03	45.2	48.2		50.9	53.9	40.8	43.8
26/1/2024	18:08	44.4	47.4		49.8	52.8	40.0	43.0
26/1/2024	18:13	42.9	45.9	47.1	47.2	50.2	38.5	41.5
26/1/2024	18:18	45.5	48.5		51.4	54.4	40.8	43.8
26/1/2024	18:23	42.9	45.9		47.0	50.0	38.8	41.8
26/1/2024	18:28	43.1	46.1		47.9	50.9	38.2	41.2
26/1/2024	18:33	43.6	46.6		48.6	51.6	39.4	42.4
26/1/2024	18:38	42.9	45.9		47.9	50.9	36.9	39.9
26/1/2024	18:43	45.2	48.2	46.9	50.5	53.5	40.0	43.0
26/1/2024	18:48	44.6	47.6		49.0	52.0	38.8	41.8
26/1/2024	18:53	43.8	46.8		49.4	52.4	39.2	42.2
26/1/2024	18:58	42.7	45.7		47.8	50.8	38.3	41.3
			Mean	52.4				
			Maximum	56.0				
			Minimum	46.9				

Date	Start Time	Leq (5mins)	Leq (5mins)*	Leq (30mins)	L10 (5mins)	L10 (5mins)*	L90 (5mins)	L90 (5mins)*
27/1/2024	07:03	45.9	48.9		50.2	53.2	41.9	44.9
27/1/2024	07:08	44.4	47.4		48.3	51.3	39.5	42.5
27/1/2024	07:13	44.6	47.6	48.9	49.2	52.2	40.9	43.9
27/1/2024	07:18	47.4	50.4		52.3	55.3	43.7	46.7
27/1/2024	07:23	47.3	50.3		51.5	54.5	43.0	46.0
27/1/2024	07:28	45.0	48.0		49.7	52.7	40.9	43.9
27/1/2024	07:33	44.6	47.6		49.4	52.4	39.9	42.9
27/1/2024	07:38	47.1	50.1		52.0	55.0	42.4	45.4
27/1/2024	07:43	45.8	48.8	49.5	49.5	52.5	41.2	44.2
27/1/2024	07:48	47.7	50.7		52.4	55.4	44.0	47.0
27/1/2024	07:53	46.5	49.5		50.2	53.2	42.3	45.3
27/1/2024	07:58	46.9	49.9		51.0	54.0	42.9	45.9
27/1/2024	08:03	47.4	50.4		51.0	54.0	43.7	46.7
27/1/2024	08:08	49.7	52.7		53.8	56.8	45.5	48.5
27/1/2024	08:13	46.9	49.9	50.6	51.0	54.0	42.7	45.7
27/1/2024	08:18	46.7	49.7		50.6	53.6	42.5	45.5
27/1/2024	08:23	46.6	49.6		51.0	54.0	42.1	45.1
27/1/2024	08:28	47.6	50.6		52.1	55.1	43.6	46.6
27/1/2024	08:33	47.5	50.5		52.0	55.0	42.9	45.9
27/1/2024	08:38	46.7	49.7		50.3	53.3	42.4	45.4
27/1/2024	08:43	49.2	52.2	51.3	52.9	55.9	44.7	47.7
27/1/2024	08:48	48.6	51.6		53.3	56.3	44.7	47.7
27/1/2024	08:53	47.3	50.3		51.1	54.1	43.5	46.5
27/1/2024	08:58	49.5	52.5		53.5	56.5	45.7	48.7
27/1/2024	09:03	48.6	51.6		53.1	56.1	43.8	46.8
27/1/2024	09:08	48.3	51.3		52.3	55.3	43.5	46.5
27/1/2024	09:13	47.9	50.9	51.3	52.3	55.3	43.2	46.2
27/1/2024	09:18	49.2	52.2		54.0	57.0	44.5	47.5
27/1/2024	09:23	46.3	49.3		51.2	54.2	41.8	44.8
27/1/2024	09:28	48.9	51.9		53.4	56.4	45.0	48.0
27/1/2024	09:33	49.0	52.0		53.1	56.1	44.7	47.7
27/1/2024	09:42	47.8	50.8		51.9	54.9	43.3	46.3
27/1/2024	09:47	49.0	52.0		53.2	56.2	44.1	47.1
27/1/2024	09:52	49.6	52.6		54.4	57.4	45.6	48.6
27/1/2024	09:57	47.3	50.3		51.6	54.6	42.2	45.2
27/1/2024	10:02	47.7	50.7		51.8	54.6	43.7	46.7
27/1/2024	10:07	51.3	54.3		55.3	58.3	47.5	50.5
27/1/2024	10:12	52.1	55.1	53.0	57.2	60.2	47.9	50.9
27/1/2024	10:17	50.0	53.0		54.5	57.5	46.3	49.3
27/1/2024	10:22	49.8	52.8		54.7	57.7	45.8	48.8
27/1/2024	10:27	47.3	50.3		52.0	55.0	42.1	45.1
27/1/2024	10:32	49.3	52.3		53.7	56.7	45.4	48.4
27/1/2024	10:37	50.5	53.5		55.2	58.2	45.3	48.3
27/1/2024	10:42	51.0	54.0	53.5	55.8	58.8	47.0	50.0
27/1/2024	10:47	51.6	54.6		56.6	59.6	47.5	50.5
27/1/2024	10:52	51.5	54.5		56.0	59.0	46.9	49.9
27/1/2024	10:57	47.6	50.6		52.5	55.5	43.0	46.0
27/1/2024	11:02	48.3	51.3		53.3	56.3	44.0	47.0
27/1/2024	11:07	51.6	54.6		56.8	59.8	47.9	50.9
27/1/2024	11:12	50.7	53.7	53.4	55.6	58.6	47.0	50.0
27/1/2024	11:17	50.2	53.2		55.5	58.5	45.0	48.0
27/1/2024	11:22	51.1	54.1		56.0	59.0	47.3	50.3
27/1/2024	11:27	49.6	52.6		54.0	57.0	45.7	48.7
27/1/2024	11:32	49.6	52.6		54.3	57.3	44.8	47.8
27/1/2024	11:37	52.0	55.0		56.8	59.8	48.1	51.1
27/1/2024	11:42	51.1	54.1	54.3	54.9	57.9	47.4	50.4
27/1/2024	11:47	50.7	53.7		56.0	59.0	46.8	49.8
27/1/2024	11:52	52.4	55.4		57.0	60.0	48.2	51.2
27/1/2024	11:57	51.7	54.7		56.2	59.2	47.0	50.0
27/1/2024	12:02	51.8	54.8		57.2	60.2	46.4	49.4
27/1/2024	12:07	51.9	54.9		56.2	59.2	47.6	50.6
27/1/2024	12:12	52.2	55.2	54.2	56.6	59.6	48.3	51.3
27/1/2024	12:17	49.9	52.9		54.4	57.4	44.6	47.6
27/1/2024	12:22	51.8	54.8		55.9	58.9	47.6	50.6
27/1/2024	12:27	48.8	51.8		53.1	56.1	45.0	48.0
27/1/2024	12:32	49.1	52.1		54.0	57.0	44.9	47.9
27/1/2024	12:37	51.8	54.8		55.8	58.8	47.4	50.4
27/1/2024	12:42	50.9	53.9	54.6	55.7	58.7	46.8	49.8
27/1/2024	12:47	51.4	54.4		56.6	59.6	47.2	50.2
27/1/2024	12:52	51.8	54.8		56.8	59.8	47.9	50.9
27/1/2024	12:57	53.4	56.4		58.6	61.6	48.5	51.5
27/1/2024	13:02	52.9	55.9		57.2	60.2	47.6	50.6
27/1/2024	13:07	52.7	55.7		56.8	59.8	48.2	51.2
27/1/2024	13:12	51.3	54.3	54.6	56.1	59.1	46.2	49.2
27/1/2024	13:17	51.8	54.8		56.5	59.5	46.7	49.7
27/1/2024	13:22	50.8	53.8		55.0	58.0	45.6	48.6
27/1/2024	13:27	49.3	52.3		54.3	57.3	44.2	47.2
27/1/2024	13:32	51.4	54.4		55.5	58.5	46.7	49.7
27/1/2024	13:37	51.5	54.5		55.5	58.5	46.7	49.7
27/1/2024	13:42	52.2	55.2	55.0	57.2	60.2	46.9	49.9
27/1/2024	13:47	52.7	55.7		58.1	61.1	48.7	51.7
27/1/2024	13:52	52.6	55.6		57.7	60.7	47.8	50.8
27/1/2024	13:57	51.7	54.7		55.9	58.9	47.7	50.7
27/1/2024	14:02	50.1	53.1		54.6	57.6	44.9	47.9
27/1/2024	14:07	54.3	57.3		59.2	62.2	48.9	51.9
27/1/2024	14:12	54.9	57.9	55.5	59.7	62.7	49.8	52.8
27/1/2024	14:17	53.4	56.4		57.9	60.9	48.7	51.7
27/1/2024	14:22	49.7	52.7		54.7	57.7	45.6	48.6
27/1/2024	14:27	49.2	52.2		53.1	56.1	43.8	46.8
27/1/2024	14:32	52.9	55.9		57.4	60.4	48.5	51.5
27/1/2024	14:37	50.5	53.5		55.1	58.1	45.7	48.7
27/1/2024	14:42	52.5	55.5	54.0	56.7	59.7	47.7	50.7
27/1/2024	14:47	50.2	53.2		54.9	57.9	45.4	48.4
27/1/2024	14:52	49.6	52.6		53.8	56.8	44.3	47.3
27/1/2024	14:57	48.8	51.8		53.3	56.3	44.2	47.2
27/1/2024	15:02	53.7	56.7		58.8	61.8	48.9	51.9
27/1/2024	15:07	51.8	54.8		57.5	60.5	46.1	49.1
27/1/2024	15:12	49.7	52.7	55.9	54.4	57.4	45.1	48.1
27/1/2024	15:17	54.4	57.4		59.1	62.1	48.9	51.9
27/1/2024	15:22	54.8	57.8		60.1	63.1	50.7	53.7
27/1/2024	15:27	50.0	53.0		55.3	58.3	45.3	48.3
27/1/2024	15:32	52.0	55.0		56.5	59.5	46.3	49.3
27/1/2024	15:37	55.1	58.1		59.9	62.9	50.7	53.7
27/1/2024	15:42	50.1	53.1	54.7	55.3	58.3	45.5	48.5
27/1/2024	15:47	51.9	54.9		57.1	60.1	47.7	50.7
27/1/2024	15:52	48.6	51.6		52.9	55.9	42.8	45.8
27/1/2024	15:57	48.4	51.4		52.7	55.7	44.3	47.3
27/1/2024	16:02	49.3	52.3		53.5	56.5	44.3	47.3
27/1/2024	16:07	46.9	49.9		51.2	54.2	41.9	44.9
27/1/2024	16:12	46.9	49.9	50.6	51.7	54.7	41.7	44.7
27/1/2024	16:17	46.8	49.8		51.0	54.0	42.4	45.4
27/1/2024	16:22	47.5	50.5		51.6	54.6	43.3	46.3
27/1/2024	16:27	47.4	50.4		52.8	55.8	42.7	45.7
27/1/2024	16:32	49.3	52.3		54.2	57.2	43.5	46.5
27/1/2024	16:37	47.4	50.4		52.0	55.0	41.8	44.8
27/1/2024	16:42	46.9	49.9	51.1	52.3	55.3	41.7	44.7
27/1/2024	16:47	49.1	52.1		53.3	56.3	43.7	46.7
27/1/2024	16:52	48.6	51.6		53.1	56.1	43.2	46.2
27/1/2024	16:57	46.5	49.5		51.6	54.6	40.8	43.8
27/1/2024	17:02	47.1	50.1		52.3	55.3	42.2	45.2
27/1/2024	17:07	47.6	50.6		53.6	56.6	42.2	45.2
27/1/2024	17:12	45.1	48.1	49.2	49.7	52.7	40.5	43.5
27/1/2024	17:17	45.6	48.6		49.7	52.7	40.5	43.5
27/1/2024	17:22	45.7	48.7		51.9	54.9	41.0	44.0
27/1/2024	17:27	45.8	48.8		51.6	54.6	41.5	44.5
27/1/2024	17:32	48.4	51.4		53.3	56.3	43.7	46.7
27/1/2024	17:37	45.3	48.3		50.9	53.9	40.6	43.6
27/1/2024	17:42	48.6	51.6	49.7	55.0	58.0	42.9	45.9
27/1/2024	17:47	46.0	49.0		51.2	54.2	41.9	44.9
27/1/2024	17:52	46.6	49.6		51.8	54.8	42.3	45.3
27/1/2024	17:57	43.0	46.0		47.4	50.4	37.9	40.9
27/1/2024	18:02	43.5	46.5		47.8	50.8	38.8	41.8
27/1/2024	18:07	42.2	45.2		46.8	49.8	36.6	39.6
27/1/2024	18:12	45.5	48.5	47.2	51.0	54.0	39.3	42.3
27/1/2024	18:17	45.4	48.4		50.8	53.8	40.0	43.0
27/1/2024	18:22	45.2	48.2		50.5	53.5	41.1	44.1
27/1/2024	18:27	42.4	45.4		47.6	50.6	37.7	40.7
27/1/2024	18:32	43.1	46.1		49.2	52.2	38.4	41.4
27/1/2024	18:37	43.5	46.5		48.5	51.5	38.3	41.3
27/1/2024	18:42	43.0	46.0	46.3	48.3	51.3	38.6	41.6
27/1/2024	18:47	44.4	47.4		50.2	53.2	38.9	41.9
27/1/2024	18:52	43.1	46.1		47.0	50.0	38.5	41.5
27/1/2024	18:57	42.5	45.5		47.3	50.3	38.6	41.6
			Mean	52.1				
			Maximum	55.9				
			Minimum	46.3				

Station: SSNV_M6

Remark: *For Free Field measurement, +3 dB(A) was added to the measured results.

Date	Start Time	Leq (5mins)	Leq (5mins)*	Leq (30mins)	L10 (5mins)	L10 (5mins)*	L90 (5mins)	L90 (5mins)*
28/1/2024	07:02	45.0	48.0		48.9	51.9	40.2	43.2
28/1/2024	07:07	45.6	48.6		49.2	52.2	42.0	45.0
28/1/2024	07:12	44.8	47.8	48.1	49.1	52.1	40.6	43.6
28/1/2024	07:17	44.3	47.3		47.9	50.9	40.5	43.5
28/1/2024	07:22	45.1	48.1		49.4	52.4	40.4	43.4
28/1/2024	07:27	45.8	48.8		49.5	52.5	41.2	44.2
28/1/2024	07:32	46.8	49.8		50.8	53.8	42.9	45.9
28/1/2024	07:37	47.1	50.1		51.6	54.6	42.9	45.9
28/1/2024	07:42	47.2	50.2	49.9	52.0	55.0	43.1	46.1
28/1/2024	07:47	47.6	50.6		51.5	54.5	42.8	45.8
28/1/2024	07:52	45.1	48.1		49.2	52.2	40.9	43.9
28/1/2024	07:57	47.0	50.0		51.4	54.4	43.3	46.3
28/1/2024	08:02	49.0	52.0		52.6	55.6	45.1	48.1
28/1/2024	08:07	47.8	50.8		51.6	54.6	44.0	47.0
28/1/2024	08:12	47.0	50.0	51.0	50.8	53.8	42.6	45.6
28/1/2024	08:17	49.1	52.1		53.0	56.0	44.6	47.6
28/1/2024	08:22	48.0	51.0		51.6	54.6	43.8	46.8
28/1/2024	08:27	46.6	49.6		51.2	54.2	42.1	45.1
28/1/2024	08:32	47.7	50.7		51.9	54.9	43.7	46.7
28/1/2024	08:37	48.9	51.9		53.2	56.2	44.6	47.6
28/1/2024	08:42	49.1	52.1	51.4	53.0	56.0	44.4	47.4
28/1/2024	08:47	49.2	52.2		53.6	56.6	45.6	48.6
28/1/2024	08:52	47.3	50.3		51.8	54.8	42.8	45.8
28/1/2024	08:57	48.0	51.0		52.8	55.8	44.0	47.0
28/1/2024	09:02	46.7	49.7		51.5	54.5	42.0	45.0
28/1/2024	09:07	50.2	53.2		54.5	57.5	46.2	49.2
28/1/2024	09:12	49.2	52.2	51.9	53.5	56.5	45.1	48.1
28/1/2024	09:17	49.5	52.5		54.2	57.2	45.6	48.6
28/1/2024	09:22	48.6	51.6		52.6	55.6	44.4	47.4
28/1/2024	09:27	48.5	51.5		53.3	56.3	43.6	46.6
28/1/2024	09:32	47.4	50.4		51.7	54.7	42.7	45.7
28/1/2024	09:37	48.3	51.3		52.9	55.9	43.6	46.6
28/1/2024	09:42	49.3	52.3	51.6	53.8	56.8	45.4	48.4
28/1/2024	09:47	49.0	52.0		53.0	56.0	44.9	47.9
28/1/2024	09:52	46.6	49.6		50.6	53.6	41.6	44.6
28/1/2024	09:57	50.0	53.0		54.9	57.9	45.7	48.7
28/1/2024	10:02	50.9	53.9		54.9	57.9	46.5	49.5
28/1/2024	10:07	48.6	51.6		53.2	56.2	44.1	47.1
28/1/2024	10:12	50.2	53.2	53.5	54.7	57.7	45.4	48.4
28/1/2024	10:17	51.6	54.6		55.5	58.5	47.4	50.4
28/1/2024	10:22	49.4	52.4		54.3	57.3	45.5	48.5
28/1/2024	10:27	51.3	54.3		55.0	58.0	47.4	50.4
28/1/2024	10:32	49.2	52.2		53.2	56.2	44.9	47.9
28/1/2024	10:37	47.9	50.9		53.1	56.1	43.5	46.5
28/1/2024	10:42	47.3	50.3	52.8	52.5	55.5	43.1	46.1
28/1/2024	10:47	51.2	54.2		55.1	58.1	47.4	50.4
28/1/2024	10:52	48.1	51.1		53.2	56.2	42.8	45.8
28/1/2024	10:57	52.6	55.6		57.4	60.4	48.0	51.0
28/1/2024	11:02	52.7	55.7		57.3	60.3	48.8	51.8
28/1/2024	11:07	51.3	54.3		55.0	58.0	47.0	50.0
28/1/2024	11:12	48.9	51.9	53.8	54.2	57.2	44.3	47.3
28/1/2024	11:17	50.1	53.1		55.0	58.0	45.6	48.6
28/1/2024	11:22	51.9	54.9		55.9	58.9	47.0	50.0
28/1/2024	11:27	48.6	51.6		53.2	56.2	43.3	46.3
28/1/2024	11:32	51.8	54.8		55.8	58.8	46.5	49.5
28/1/2024	11:37	50.7	53.7		55.8	58.8	45.4	48.4
28/1/2024	11:42	52.7	55.7	54.2	57.8	60.8	47.6	50.6
28/1/2024	11:47	51.3	54.3		55.6	58.6	47.5	50.5
28/1/2024	11:52	50.3	53.3		55.0	58.0	45.8	48.8
28/1/2024	11:57	49.7	52.7		54.5	57.5	44.7	47.7
28/1/2024	12:02	50.2	53.2		54.5	57.5	45.0	48.0
28/1/2024	12:07	49.2	52.2		53.8	56.8	44.4	47.4
28/1/2024	12:12	50.3	53.3	53.7	54.3	57.3	46.1	49.1
28/1/2024	12:17	50.4	53.4		55.4	58.4	45.4	48.4
28/1/2024	12:22	51.8	54.8		56.8	59.8	47.2	50.2
28/1/2024	12:27	51.7	54.7		56.6	59.6	47.0	50.0
28/1/2024	12:32	48.7	51.7		53.8	56.8	44.1	47.1
28/1/2024	12:37	51.1	54.1		55.4	58.4	46.0	49.0
28/1/2024	12:42	52.7	55.7	54.2	57.0	60.0	48.8	51.8
28/1/2024	12:47	52.7	55.7		56.6	59.6	47.8	50.8
28/1/2024	12:52	49.5	52.5		54.5	57.5	45.4	48.4
28/1/2024	12:57	51.2	54.2		56.2	59.2	47.0	50.0
28/1/2024	13:02	51.9	54.9		56.2	59.2	47.9	50.9
28/1/2024	13:07	50.6	53.6		55.3	58.3	46.1	49.1
28/1/2024	13:12	52.4	55.4	55.2	56.8	59.8	47.7	50.7
28/1/2024	13:17	52.9	55.9		57.8	60.8	48.7	51.7
28/1/2024	13:22	53.5	56.5		58.6	61.6	48.9	51.9
28/1/2024	13:27	51.5	54.5		55.8	58.8	46.5	49.5
28/1/2024	13:32	51.5	54.5		55.5	58.5	46.4	49.4
28/1/2024	13:37	52.9	55.9		57.4	60.4	48.8	51.8
28/1/2024	13:42	53.0	56.0	55.5	58.3	61.3	48.7	51.7
28/1/2024	13:47	51.8	54.8		56.8	59.8	47.4	50.4
28/1/2024	13:52	51.0	54.0		55.9	58.9	46.2	49.2
28/1/2024	13:57	53.9	56.9		59.0	62.0	49.2	52.2
28/1/2024	14:02	53.7	56.7		58.1	61.1	49.2	52.2
28/1/2024	14:07	50.3	53.3		55.2	58.2	46.4	49.4
28/1/2024	14:12	54.8	57.8	55.4	59.6	62.6	50.4	53.4
28/1/2024	14:17	51.2	54.2		55.6	58.6	46.5	49.5
28/1/2024	14:22	50.2	53.2		54.6	57.6	45.4	48.4
28/1/2024	14:27	52.0	55.0		57.1	60.1	46.6	49.6
28/1/2024	14:32	50.8	53.8		54.7	57.7	46.8	49.8
28/1/2024	14:37	50.8	53.8		55.4	58.4	46.8	49.8
28/1/2024	14:42	51.6	54.6	54.1	56.6	59.6	47.5	50.5
28/1/2024	14:47	51.8	54.8		57.0	60.0	47.1	50.1
28/1/2024	14:52	50.1	53.1		54.2	57.2	45.6	48.6
28/1/2024	14:57	51.4	54.4		56.8	59.8	45.9	48.9
28/1/2024	15:02	53.7	56.7		58.0	61.0	48.8	51.8
28/1/2024	15:07	51.0	54.0		55.3	58.3	45.6	48.6
28/1/2024	15:12	52.4	55.4	55.4	56.7	59.7	47.9	50.9
28/1/2024	15:17	51.9	54.9		56.4	59.4	46.4	49.4
28/1/2024	15:22	52.2	55.2		57.7	60.7	46.6	49.6
28/1/2024	15:27	52.9	55.9		57.3	60.3	48.6	51.6
28/1/2024	15:32	51.5	54.5		55.8	58.8	47.2	50.2
28/1/2024	15:37	52.7	55.7		58.1	61.1	48.0	51.0
28/1/2024	15:42	48.5	51.5	53.1	52.9	55.9	43.0	46.0
28/1/2024	15:47	48.5	51.5		54.0	57.0	43.6	46.6
28/1/2024	15:52	49.2	52.2		54.9	57.9	44.7	47.7
28/1/2024	15:57	47.5	50.5		52.0	55.0	42.9	45.9
28/1/2024	16:02	49.2	52.2		54.5	57.5	44.4	47.4
28/1/2024	16:07	47.5	50.5		52.3	55.3	41.7	44.7
28/1/2024	16:12	48.5	51.5	50.9	54.4	57.4	43.0	46.0
28/1/2024	16:17	47.6	50.6		52.0	55.0	41.9	44.9
28/1/2024	16:22	47.7	50.7		53.2	56.2	43.3	46.3
28/1/2024	16:27	46.6	49.6		51.2	54.2	41.1	44.1
28/1/2024	16:32	48.6	51.6		52.7	55.7	42.7	45.7
28/1/2024	16:37	48.8	51.8		54.1	57.1	43.2	46.2
28/1/2024	16:42	47.4	50.4	50.9	51.9	54.9	43.0	46.0
28/1/2024	16:47	48.3	51.3		54.3	57.3	43.3	46.3
28/1/2024	16:52	48.5	51.5		52.6	55.6	42.8	45.8
28/1/2024	16:57	45.0	48.0		51.1	54.1	39.8	42.8
28/1/2024	17:02	45.9	48.9		52.3	55.3	41.8	44.8
28/1/2024	17:07	45.9	48.9	49.2	50.1	53.1	41.4	44.4
28/1/2024	17:12	46.8	49.8		52.6	55.6	42.5	45.5
28/1/2024	17:17	47.1	50.1		53.4	56.4	41.0	44.0
28/1/2024	17:22	44.2	47.2		48.4	51.4	39.4	42.4
28/1/2024	17:27	46.5	49.5		50.6	53.6	41.8	44.8
28/1/2024	17:32	44.3	47.3		50.5	53.5	38.6	41.6
28/1/2024	17:37	46.9	49.9		53.3	56.3	42.1	45.1
28/1/2024	17:42	44.8	47.8	47.9	48.9	51.9	40.4	43.4
28/1/2024	17:47	44.7	47.7		48.9	51.9	39.6	42.6
28/1/2024	17:52	45.0	48.0		50.5	53.5	38.8	41.8
28/1/2024	17:57	42.5	45.5		47.2	50.2	37.6	40.6
28/1/2024	18:02	44.8	47.8		50.4	53.4	40.7	43.7
28/1/2024	18:07	42.4	45.4		46.5	49.5	37.0	40.0
28/1/2024	18:12	45.0	48.0	47.0	50.2	53.2	40.8	43.8
28/1/2024	18:17	43.8	46.8		49.3	52.3	39.2	42.2
28/1/2024	18:22	44.0	47.0		49.5	52.5	39.2	42.2
28/1/2024	18:27	43.6	46.6		48.2	51.2	37.5	40.5
28/1/2024	18:32	43.8	46.8		49.0	52.0	39.3	42.3
28/1/2024	18:37	45.2	48.2		51.3	54.3	40.7	43.7
28/1/2024	18:42	42.7	45.7	46.8	46.8	49.8	38.4	41.4
28/1/2024	18:47	44.7	47.7		49.4	52.4	40.1	43.1
28/1/2024	18:52	43.2	46.2		47.1	50.1	38.7	41.7
28/1/2024	18:57	42.7	45.7		46.9	49.9	37.6	40.6
			Mean	52.0				
			Maximum	55.5				
			Minimum	46.8				

Date	Start Time	Leq (5mins)	Leq (5mins)*	Leq (30mins)	L10 (5mins)	L10 (5mins)*	L90 (5mins)	L90 (5mins)*
29/1/2024	07:02	45.5	48.5		50.2	53.2	40.6	43.6
29/1/2024	07:07	45.7	48.7		49.4	52.4	40.8	43.8
29/1/2024	07:12	44.3	47.3	48.8	49.2	52.2	39.4	42.4
29/1/2024	07:17	45.9	48.9		49.7	52.7	41.5	44.5
29/1/2024	07:22	45.7	48.7		50.1	53.1	41.8	44.8
29/1/2024	07:27	47.2	50.2		51.2	54.2	42.8	45.8
29/1/2024	07:32	47.5	50.5		51.8	54.8	43.3	46.3
29/1/2024	07:37	46.0	49.0		50.2	53.2	41.5	44.5
29/1/2024	07:42	45.8	48.8	50.2	50.4	53.4	41.9	44.9
29/1/2024	07:47	44.3	47.3		47.9	50.9	39.7	42.7
29/1/2024	07:52	48.0	51.0		51.8	54.8	43.8	46.8
29/1/2024	07:57	49.7	52.7		53.3	56.3	46.1	49.1
29/1/2024	08:02	48.4	51.4		52.5	55.5	44.3	47.3
29/1/2024	08:07	46.7	49.7		50.6	53.6	43.0	46.0
29/1/2024	08:12	49.1	52.1	51.1	53.1	56.1	44.5	47.5
29/1/2024	08:17	46.9	49.9		51.1	54.1	42.2	45.2
29/1/2024	08:22	49.6	52.6		53.2	56.2	46.0	49.0
29/1/2024	08:27	47.1	50.1		50.7	53.7	42.7	45.7
29/1/2024	08:32	48.8	51.8		53.1	56.1	45.1	48.1
29/1/2024	08:37	48.5	51.5		52.2	55.2	43.8	46.8
29/1/2024	08:42	46.8	49.8	51.0	51.1	54.1	43.0	46.0
29/1/2024	08:47	47.6	50.6		51.9	54.9	42.8	45.8
29/1/2024	08:52	48.2	51.2		52.3	55.3	43.8	46.8
29/1/2024	08:57	47.9	50.9		52.1	55.1	43.0	46.0
29/1/2024	09:02	48.7	51.7		53.2	56.2	43.9	46.9
29/1/2024	09:07	48.4	51.4		53.3	56.3	44.3	47.3
29/1/2024	09:12	48.9	51.9	51.9	53.6	56.6	45.0	48.0
29/1/2024	09:17	49.4	52.4		53.6	56.6	45.1	48.1
29/1/2024	09:22	50.0	53.0		54.1	57.1	45.8	48.8
29/1/2024	09:27	47.2	50.2		51.9	54.9	42.6	45.6
29/1/2024	09:32	47.8	50.8		52.4	55.4	43.6	46.6
29/1/2024	09:37	46.7	49.7		50.9	53.9	42.2	45.2
29/1/2024	09:42	46.6	49.6	51.8	51.1	54.1	41.9	44.9
29/1/2024	09:47	49.3	52.3		53.6	56.6	44.2	47.2
29/1/2024	09:52	52.1	55.1		57.3	60.3	47.1	50.1
29/1/2024	09:57	47.2	50.2		52.3	55.3	42.7	45.7
29/1/2024	10:02	50.2	53.2		54.1	57.1	46.3	49.3
29/1/2024	10:07	48.7	51.7		52.8	55.8	44.4	47.4
29/1/2024	10:12	50.7	53.7	52.7	54.6	57.6	46.8	49.8
29/1/2024	10:17	48.5	51.5		52.7	55.7	44.8	47.8
29/1/2024	10:22	49.7	52.7		54.7	57.7	44.7	47.7
29/1/2024	10:27	49.9	52.9		53.8	56.8	44.7	47.7
29/1/2024	10:32	47.3	50.3		52.1	55.1	43.6	46.6
29/1/2024	10:37	50.7	53.7		54.9	57.9	46.9	49.9
29/1/2024	10:42	51.2	54.2	53.2	56.1	59.1	46.8	49.8
29/1/2024	10:47	47.3	50.3		51.4	54.4	42.9	45.9
29/1/2024	10:52	52.4	55.4		56.9	59.9	47.2	50.2
29/1/2024	10:57	50.2	53.2		55.0	58.0	45.7	48.7
29/1/2024	11:02	48.7	51.7		53.2	56.2	43.8	46.8
29/1/2024	11:07	49.9	52.9		54.2	57.2	45.0	48.0
29/1/2024	11:12	50.7	53.7	53.5	55.8	58.8	45.7	48.7
29/1/2024	11:17	49.6	52.6		53.9	56.9	45.4	48.4
29/1/2024	11:22	51.9	54.9		56.1	59.1	47.1	50.1
29/1/2024	11:27	51.2	54.2		56.3	59.3	47.2	50.2
29/1/2024	11:32	51.5	54.5		55.3	58.3	47.5	50.5
29/1/2024	11:37	52.8	55.8		57.7	60.7	47.6	50.6
29/1/2024	11:42	48.7	51.7	54.3	54.1	57.1	43.3	46.3
29/1/2024	11:47	50.8	53.8		55.6	58.6	45.6	48.6
29/1/2024	11:52	52.2	55.2		56.9	59.9	47.1	50.1
29/1/2024	11:57	50.9	53.9		55.3	58.3	47.1	50.1
29/1/2024	12:02	49.0	52.0		53.5	56.5	43.6	46.6
29/1/2024	12:07	49.7	52.7		55.0	58.0	45.8	48.8
29/1/2024	12:12	49.4	52.4	52.9	54.2	57.2	44.5	47.5
29/1/2024	12:17	49.0	52.0		54.0	57.0	43.7	46.7
29/1/2024	12:22	48.8	51.8		54.2	57.2	44.9	47.9
29/1/2024	12:27	52.4	55.4		56.8	59.8	48.3	51.3
29/1/2024	12:37	50.1	53.1		54.3	57.3	45.8	48.8
29/1/2024	12:42	49.6	52.6		54.5	57.5	45.8	48.8
29/1/2024	12:47	51.9	54.9		57.0	60.0	46.8	49.8
29/1/2024	12:52	52.7	55.7		57.1	60.1	47.6	50.6
29/1/2024	12:57	50.0	53.0		54.6	57.6	45.5	48.5
29/1/2024	13:02	49.1	52.1		53.5	56.5	43.8	46.8
29/1/2024	13:07	52.8	55.8		58.0	61.0	48.2	51.2
29/1/2024	13:12	49.8	52.8	53.8	53.7	56.7	45.9	48.9
29/1/2024	13:17	51.1	54.1		55.4	58.4	46.7	49.7
29/1/2024	13:22	49.3	52.3		53.7	56.7	44.0	47.0
29/1/2024	13:27	51.5	54.5		55.6	58.6	46.6	49.6
29/1/2024	13:32	53.2	56.2		57.1	60.1	48.5	51.5
29/1/2024	13:37	51.4	54.4		56.1	59.1	46.1	49.1
29/1/2024	13:42	49.5	52.5	54.4	54.5	57.5	45.4	48.4
29/1/2024	13:47	49.6	52.6		53.6	56.6	45.3	48.3
29/1/2024	13:52	52.1	55.1		56.1	59.1	46.7	49.7
29/1/2024	13:57	51.4	54.4		56.3	59.3	46.2	49.2
29/1/2024	14:02	52.8	55.8		58.2	61.2	48.6	51.6
29/1/2024	14:07	50.7	53.7		54.8	57.8	45.9	48.9
29/1/2024	14:12	53.5	56.5	55.8	58.3	61.3	48.5	51.5
29/1/2024	14:17	53.8	56.8		58.5	61.5	48.7	51.7
29/1/2024	14:22	51.2	54.2		56.6	59.6	47.2	50.2
29/1/2024	14:27	54.0	57.0		58.5	61.5	48.6	51.6
29/1/2024	14:32	54.9	57.9		60.1	63.1	51.0	54.0
29/1/2024	14:37	52.0	55.0		56.8	59.8	46.9	49.9
29/1/2024	14:42	52.6	55.6	55.9	57.5	60.5	48.6	51.6
29/1/2024	14:47	52.0	55.0		56.6	59.6	46.7	49.7
29/1/2024	14:52	54.4	57.4		59.8	62.8	49.8	52.8
29/1/2024	14:57	50.0	53.0		54.0	57.0	46.1	49.1
29/1/2024	15:02	52.5	55.5		57.1	60.1	47.2	50.2
29/1/2024	15:07	52.5	55.5		57.1	60.1	47.9	50.9
29/1/2024	15:12	48.5	51.5	55.9	53.3	56.3	42.9	45.9
29/1/2024	15:17	51.3	54.3		56.1	59.1	46.5	49.5
29/1/2024	15:22	55.9	58.9		61.0	64.0	50.6	53.6
29/1/2024	15:27	53.2	56.2		58.0	61.0	49.1	52.1
29/1/2024	15:32	50.0	53.0		54.4	57.4	44.3	47.3
29/1/2024	15:37	48.5	51.5		53.5	56.5	43.6	46.6
29/1/2024	15:42	49.9	52.9	54.6	54.0	57.0	45.4	48.4
29/1/2024	15:47	53.2	56.2		58.5	61.5	48.3	51.3
29/1/2024	15:52	52.1	55.1		57.0	60.0	47.8	50.8
29/1/2024	15:57	53.7	56.7		58.6	61.6	48.7	51.7
29/1/2024	16:02	53.0	56.0		57.2	60.2	47.8	50.8
29/1/2024	16:07	47.5	50.5		53.4	56.4	41.6	44.6
29/1/2024	16:12	47.5	50.5	52.4	52.7	55.7	42.7	45.7
29/1/2024	16:17	48.3	51.3		53.0	56.0	43.3	46.3
29/1/2024	16:22	47.8	50.8		51.9	54.9	43.5	46.5
29/1/2024	16:27	49.2	52.2		53.5	56.5	44.0	47.0
29/1/2024	16:32	48.2	51.2		54.0	57.0	43.2	46.2
29/1/2024	16:37	49.2	52.2		53.8	56.8	43.7	46.7
29/1/2024	16:42	46.9	49.9	51.1	51.0	54.0	41.6	44.6
29/1/2024	16:47	47.8	50.8		53.2	56.2	43.3	46.3
29/1/2024	16:52	48.9	51.9		54.8	57.8	43.5	46.5
29/1/2024	16:57	47.3	50.3		51.4	54.4	42.8	45.8
29/1/2024	17:02	49.8	52.8		55.3	58.3	44.3	47.3
29/1/2024	17:07	46.0	49.0	50.6	51.3	54.3	40.4	43.4
29/1/2024	17:12	44.2	47.2		49.2	52.2	38.8	41.8
29/1/2024	17:17	46.5	49.5		52.8	55.8	41.8	44.8
29/1/2024	17:22	48.2	51.2		53.8	56.8	43.7	46.7
29/1/2024	17:27	48.5	51.5		54.4	57.4	43.3	46.3
29/1/2024	17:32	46.7	49.7		51.3	54.3	42.1	45.1
29/1/2024	17:37	48.0	51.0		52.8	55.8	42.5	45.5
29/1/2024	17:42	47.5	50.5	49.5	53.2	56.2	42.3	45.3
29/1/2024	17:47	44.4	47.4		50.7	53.7	39.9	42.9
29/1/2024	17:52	46.0	49.0		51.3	54.3	41.3	44.3
29/1/2024	17:57	45.3	48.3		49.8	52.8	40.2	43.2
29/1/2024	18:02	47.1	50.1		52.7	55.7	41.7	44.7
29/1/2024	18:07	44.7	47.7		49.7	52.7	38.9	41.9
29/1/2024	18:12	43.2	46.2	48.1	48.7	51.7	38.1	41.1
29/1/2024	18:17	45.0	48.0		50.4	53.4	40.0	43.0
29/1/2024	18:22	44.9	47.9		50.8	53.8	39.8	42.8
29/1/2024	18:27	44.9	47.9		49.6	52.6	39.0	42.0
29/1/2024	18:32	42.9	45.9		48.8	51.8	36.7	39.7
29/1/2024	18:37	42.9	45.9		47.9	50.9	38.8	41.8
29/1/2024	18:42	44.8	47.8	47.3	50.5	53.5	39.9	42.9
29/1/2024	18:47	45.2	48.2		50.3	53.3	40.3	43.3
29/1/2024	18:52	43.9	46.9		50.1	53.1	38.6	41.6
29

Station: SSNV_M6

Remark: *For Free Field measurement, +3 dB(A) was added to the measured results.

Date	Start Time	Leq (5mins)	Leq (5mins)*	Leq (30mins)	L10 (5mins)	L10 (5mins)*	L90 (5mins)	L90 (5mins)*
30/1/2024	07:02	44.4	47.4		48.1	51.1	40.7	43.7
30/1/2024	07:07	45.0	48.0		48.6	51.6	40.7	43.7
30/1/2024	07:12	45.1	48.1	48.5	49.2	52.2	40.4	43.4
30/1/2024	07:17	47.2	50.2		50.9	53.9	43.4	46.4
30/1/2024	07:22	45.6	48.6		50.2	53.2	41.6	44.6
30/1/2024	07:27	45.1	48.1		49.5	52.5	41.3	44.3
30/1/2024	07:32	45.5	48.5		49.1	52.1	41.9	44.9
30/1/2024	07:37	45.1	48.1		49.8	52.8	40.5	43.5
30/1/2024	07:42	45.6	48.6	48.7	49.7	52.7	41.3	44.3
30/1/2024	07:47	46.5	49.5		50.2	53.2	41.9	44.9
30/1/2024	07:52	46.5	49.5		50.1	53.1	42.4	45.4
30/1/2024	07:57	44.3	47.3		48.9	51.9	39.5	42.5
30/1/2024	08:02	48.0	51.0		51.6	54.6	43.5	46.5
30/1/2024	08:07	48.1	51.1		52.4	55.4	43.6	46.6
30/1/2024	08:12	49.6	52.6	51.4	53.7	56.7	45.6	48.6
30/1/2024	08:17	48.7	51.7		52.7	55.7	44.1	47.1
30/1/2024	08:22	48.8	51.8		53.0	56.0	44.5	47.5
30/1/2024	08:27	46.9	49.9		50.8	53.8	42.4	45.4
30/1/2024	08:32	48.6	51.6		52.7	55.7	45.0	48.0
30/1/2024	08:37	46.9	49.9		50.7	53.7	42.7	45.7
30/1/2024	08:42	49.5	52.5	51.3	53.6	56.6	45.5	48.5
30/1/2024	08:47	47.0	50.0		51.3	54.3	43.4	46.4
30/1/2024	08:52	47.0	50.0		52.1	55.1	44.2	47.2
30/1/2024	08:57	49.0	52.0		52.8	55.8	44.8	47.8
30/1/2024	09:02	50.4	53.4		54.2	57.2	46.0	49.0
30/1/2024	09:07	49.3	52.3		53.6	56.6	45.3	48.3
30/1/2024	09:12	48.2	51.2	52.2	53.1	56.1	43.4	46.4
30/1/2024	09:17	49.9	52.9		53.9	56.9	45.1	48.1
30/1/2024	09:22	47.4	50.4		51.9	54.9	43.4	46.4
30/1/2024	09:27	49.5	52.5		54.4	57.4	44.7	47.7
30/1/2024	09:32	50.5	53.5		54.5	57.5	46.5	49.5
30/1/2024	09:37	46.6	49.6		50.9	53.9	41.8	44.8
30/1/2024	09:42	50.2	53.2	52.7	54.9	57.9	46.3	49.3
30/1/2024	09:47	49.8	52.8		54.5	57.5	45.1	48.1
30/1/2024	09:52	50.6	53.6		55.6	58.6	46.6	49.6
30/1/2024	09:57	49.1	52.1		53.3	56.3	45.1	48.1
30/1/2024	10:02	52.0	55.0		56.8	59.8	48.1	51.1
30/1/2024	10:07	52.1	55.1		56.2	59.2	48.2	51.2
30/1/2024	10:12	51.8	54.8	54.5	56.3	59.3	47.2	50.2
30/1/2024	10:17	51.6	54.6		55.4	58.4	47.1	50.1
30/1/2024	10:22	49.4	52.4		54.6	57.6	45.4	48.4
30/1/2024	10:27	51.6	54.6		56.3	59.3	47.7	50.7
30/1/2024	10:32	51.3	54.3		55.7	58.7	46.9	49.9
30/1/2024	10:37	50.2	53.2		54.4	57.4	46.0	49.0
30/1/2024	10:42	50.6	53.6	53.5	55.5	58.5	45.9	48.9
30/1/2024	10:47	48.0	51.0		52.8	55.8	44.3	47.3
30/1/2024	10:52	49.7	52.7		54.4	57.4	44.7	47.7
30/1/2024	10:57	52.3	55.3		57.4	60.4	48.6	51.6
30/1/2024	11:02	51.3	54.3		56.4	59.4	46.6	49.6
30/1/2024	11:07	49.8	52.8		54.9	57.9	46.0	49.0
30/1/2024	11:12	49.9	52.9	53.7	54.8	57.8	45.6	48.6
30/1/2024	11:17	48.5	51.5		53.4	56.4	44.2	47.2
30/1/2024	11:22	51.4	54.4		56.4	59.4	47.6	50.6
30/1/2024	11:27	52.2	55.2		57.5	60.5	48.4	51.4
30/1/2024	11:32	49.2	52.2		54.0	57.0	45.2	48.2
30/1/2024	11:37	49.3	52.3		54.6	57.6	45.3	48.3
30/1/2024	11:42	50.9	53.9	53.9	55.2	58.2	47.0	50.0
30/1/2024	11:47	51.6	54.6		56.8	59.8	46.6	49.6
30/1/2024	11:52	52.0	55.0		56.9	59.9	47.0	50.0
30/1/2024	11:57	51.8	54.8		56.7	59.7	47.6	50.6
30/1/2024	12:02	50.2	53.2		55.1	58.1	46.1	49.1
30/1/2024	12:07	49.9	52.9		55.3	58.3	44.9	47.9
30/1/2024	12:12	51.7	54.7	54.3	55.8	58.8	47.3	50.3
30/1/2024	12:17	50.4	53.4		55.3	58.3	46.2	49.2
30/1/2024	12:22	52.7	55.7		56.6	59.6	47.5	50.5
30/1/2024	12:27	51.9	54.9		57.0	60.0	46.5	49.5
30/1/2024	12:32	51.2	54.2		56.3	59.3	46.1	49.1
30/1/2024	12:37	50.6	53.6		54.6	57.6	46.7	49.7
30/1/2024	12:42	49.6	52.6	53.4	54.8	57.8	45.1	48.1
30/1/2024	12:47	51.9	54.9		57.3	60.3	47.9	50.9
30/1/2024	12:52	49.3	52.3		53.3	56.3	45.1	48.1
30/1/2024	12:57	49.2	52.2		54.6	57.6	45.4	48.4
30/1/2024	13:02	53.6	56.6		57.5	60.5	48.8	51.8
30/1/2024	13:07	51.9	54.9		56.2	59.2	46.8	49.8
30/1/2024	13:12	49.7	52.7	54.5	55.0	58.0	45.1	48.1
30/1/2024	13:17	51.1	54.1		55.5	58.5	46.6	49.6
30/1/2024	13:22	50.4	53.4		55.6	58.6	45.6	48.6
30/1/2024	13:27	51.5	54.5		56.3	59.3	46.6	49.6
30/1/2024	13:32	50.8	53.8		55.1	58.1	46.4	49.4
30/1/2024	13:37	53.5	56.5		58.9	61.9	49.1	52.1
30/1/2024	13:42	52.9	55.9	55.9	57.0	60.0	47.5	50.5
30/1/2024	13:47	53.6	56.6		57.7	60.7	48.5	51.5
30/1/2024	13:52	53.4	56.4		57.4	60.4	48.0	51.0
30/1/2024	13:57	52.7	55.7		56.7	59.7	48.6	51.6
30/1/2024	14:02	49.4	52.4		54.1	57.1	44.6	47.6
30/1/2024	14:07	54.9	57.9		59.3	62.3	49.5	52.5
30/1/2024	14:12	52.8	55.8	55.8	57.0	60.0	48.3	51.3
30/1/2024	14:17	54.8	57.8		60.0	63.0	50.6	53.6
30/1/2024	14:22	50.9	53.9		55.5	58.5	45.6	48.6
30/1/2024	14:27	50.9	53.9		55.2	58.2	45.9	48.9
30/1/2024	14:32	50.5	53.5		54.4	57.4	46.5	49.5
30/1/2024	14:37	54.5	57.5		59.8	62.8	50.5	53.5
30/1/2024	14:42	51.3	54.3	55.2	56.2	59.2	46.9	49.9
30/1/2024	14:47	52.6	55.6		56.9	59.9	47.8	50.8
30/1/2024	14:52	53.0	56.0		57.4	60.4	48.0	51.0
30/1/2024	14:57	48.8	51.8		52.9	55.9	44.3	47.3
30/1/2024	15:02	51.8	54.8		57.1	60.1	47.1	50.1
30/1/2024	15:07	51.5	54.5		55.7	58.7	47.2	50.2
30/1/2024	15:12	48.7	51.7	54.8	53.2	56.2	43.7	46.7
30/1/2024	15:17	50.8	53.8		55.7	58.7	46.2	49.2
30/1/2024	15:22	52.9	55.9		57.3	60.3	48.5	51.5
30/1/2024	15:27	53.6	56.6		57.7	60.7	49.5	52.5
30/1/2024	15:32	55.5	58.5		60.6	63.6	51.3	54.3
30/1/2024	15:37	52.5	55.5		56.7	59.7	47.7	50.7
30/1/2024	15:42	51.5	54.5	56.0	57.0	60.0	45.9	48.9
30/1/2024	15:47	54.3	57.3		60.0	63.0	48.7	51.7
30/1/2024	15:52	52.6	55.6		56.7	59.7	47.0	50.0
30/1/2024	15:57	48.3	51.3		52.6	55.6	43.3	46.3
30/1/2024	16:02	48.3	51.3		53.2	56.2	43.3	46.3
30/1/2024	16:07	47.6	50.6		52.0	55.0	43.5	46.5
30/1/2024	16:12	47.3	50.3	51.4	52.8	55.8	41.4	44.4
30/1/2024	16:17	49.0	52.0		53.9	56.9	44.0	47.0
30/1/2024	16:22	49.1	52.1		53.6	56.6	44.9	47.9
30/1/2024	16:27	48.7	51.7		53.6	56.6	43.8	46.8
30/1/2024	16:32	49.9	52.9		54.8	57.8	45.3	48.3
30/1/2024	16:37	46.6	49.6		52.2	55.2	42.1	45.1
30/1/2024	16:42	49.3	52.3	51.4	54.1	57.1	44.8	47.8
30/1/2024	16:47	47.4	50.4		52.4	55.4	42.9	45.9
30/1/2024	16:52	49.8	52.8		55.1	58.1	45.1	48.1
30/1/2024	16:57	45.0	48.0		50.4	53.4	40.4	43.4
30/1/2024	17:02	45.5	48.5		50.8	53.8	40.8	43.8
30/1/2024	17:07	44.3	47.3	48.2	49.2	52.2	39.4	42.4
30/1/2024	17:12	45.5	48.5		50.5	53.5	40.9	43.9
30/1/2024	17:17	45.3	48.3		50.1	53.1	41.2	44.2
30/1/2024	17:22	44.7	47.7		49.4	52.4	38.4	41.4
30/1/2024	17:27	45.9	48.9		50.8	53.8	41.3	44.3
30/1/2024	17:32	46.5	49.5		51.1	54.1	41.3	44.3
30/1/2024	17:37	47.0	50.0		53.2	56.2	42.0	45.0
30/1/2024	17:42	44.9	47.9	49.2	49.2	52.2	40.1	43.1
30/1/2024	17:47	47.2	50.2		51.8	54.8	43.0	46.0
30/1/2024	17:52	46.2	49.2		52.3	55.3	41.6	44.6
30/1/2024	17:57	45.2	48.2		51.2	54.2	41.1	44.1
30/1/2024	18:02	44.0	47.0		48.7	51.7	38.2	41.2
30/1/2024	18:07	45.1	48.1		50.4	53.4	38.9	41.9
30/1/2024	18:12	44.4	47.4	47.7	49.9	52.9	39.8	42.8
30/1/2024	18:17	45.2	48.2		50.0	53.0	39.9	42.9
30/1/2024	18:22	43.7	46.7		48.3	51.3	39.5	42.5
30/1/2024	18:27	45.4	48.4		51.3	54.3	39.8	42.8
30/1/2024	18:32	42.3	45.3		48.0	51.0	36.5	39.5
30/1/2024	18:37	44.6	47.6		48.7	51.7	39.8	42.8
30/1/2024	18:42	43.4	46.4	46.6	48.4	51.4	37.7	40.7
30/1/2024	18:47	44.2	47.2		49.6	52.6	39.4	42.4
30/1/2024	18:52	44.5	47.5		50.3	53.3	39.8	42.8
30/1/2024	18:57	41.8	44.8		46.0	49.0	36.3	39.3
			Mean	52.3				
			Maximum	56.0				
			Minimum	46.6				

Date	Start Time	Leq (5mins)	Leq (5mins)*	Leq (30mins)	L10 (5mins)	L10 (5mins)*	L90 (5mins)	L90 (5mins)*
31/1/2024	07:02	45.8	48.8		50.3	53.3	42.2	45.2
31/1/2024	07:07	45.9	48.9		50.2	53.2	41.3	44.3
31/1/2024	07:12	44.5	47.5	49.0	49.1	52.1	40.8	43.8
31/1/2024	07:17	45.8	48.8		50.6	53.6	41.0	44.0
31/1/2024	07:22	46.6	49.6		51.4	54.4	42.3	45.3
31/1/2024	07:27	46.9	49.9		51.6	54.6	42.9	45.9
31/1/2024	07:32	45.3	48.3		49.3	52.3	41.6	44.6
31/1/2024	07:37	44.3	47.3		47.9	50.9	40.3	43.3
31/1/2024	07:42	47.7	50.7	49.9	51.6	54.6	43.0	46.0
31/1/2024	07:47	47.7	50.7		52.6	55.6	43.5	46.5
31/1/2024	07:52	48.4	51.4		52.1	55.1	44.8	47.8
31/1/2024	07:57	46.7	49.7		51.1	54.1	42.5	45.5
31/1/2024	08:02	46.4	49.4		50.4	53.4	42.0	45.0
31/1/2024	08:07	49.6	52.6		53.4	56.4	45.0	48.0
31/1/2024	08:12	49.4	52.4	51.3	53.7	56.7	45.8	48.8
31/1/2024	08:17	48.3	51.3		52.1	55.1	43.9	46.9
31/1/2024	08:22	47.1	50.1		51.8	54.8	42.4	45.4
31/1/2024	08:27	48.4	51.4		52.0	55.0	44.6	47.6
31/1/2024	08:32	49.5	52.5		53.8	56.8	45.3	48.3
31/1/2024	08:37	49.7	52.7		53.8	56.8	45.7	48.7
31/1/2024	08:42	47.1	50.1	51.5	51.0	54.0	42.7	45.7
31/1/2024	08:47	47.4	50.4		51.1	54.1	43.3	46.3
31/1/2024	08:52	49.5	52.5		53.2	56.2	45.1	48.1
31/1/2024	08:57	46.7	49.7		51.2	54.2	42.3	45.3
31/1/2024	09:02	50.1	53.1		54.6	57.6	45.8	48.8
31/1/2024	09:07	47.5	50.5		52.4	55.4	42.6	45.6
31/1/2024	09:12	46.5	49.5	51.8	51.4	54.4	42.4	45.4
31/1/2024	09:17	50.6	53.6		54.8	57.8	46.2	49.2
31/1/2024	09:22	46.6	49.6		51.2	54.2	42.6	45.6
31/1/2024	09:27	49.5	52.5		53.6	56.6	44.6	47.6
31/1/2024	09:32	47.8	50.8		52.6	55.6	43.2	46.2
31/1/2024	09:37	46.7	49.7		51.0	54.0	42.3	45.3
31/1/2024	09:42	49.7	52.7	52.0	54.2	57.2	45.7	48.7
31/1/2024	09:47	50.0	53.0		55.0	58.0	45.1	48.1
31/1/2024	09:52	51.0	54.0		55.7	58.7	46.5	49.5
31/1/2024	09:57	47.4	50.4		52.3	55.3	43.2	46.2
31/1/2024	10:02	48.5	51.5		53.7	56.7	44.8	47.8
31/1/2024	10:07	48.3	51.3		52.1	55.1	43.7	46.7
31/1/2024	10:12	52.2	55.2	53.6	57.0	60.0	47.4	50.4
31/1/2024	10:19	51.1	54.1		55.9	58.9	45.9	48.9
31/1/2024	10:24	52.3	55.3		57.5	60.5	48.2	51.2
31/1/2024	10:29	49.3	52.3		54.0	57.0	44.2	47.2
31/1/2024	10:34	51.3	54.3		56.3	59.3	46.5	49.5
31/1/2024	10:39	47.5	50.5		51.5	54.5	42.3	45.3
31/1/2024	10:44	49.0	52.0	52.9	52.9	55.9	45.2	48.2
31/1/2024	10:49	52.0	55.0		55.7	58.7	46.8	49.8
31/1/2024	10:54	47.3	50.3		51.9	54.9	43.3	46.3
31/1/2024	10:59	50.3	53.3		54.9	57.9	45.5	48.5
31/1/2024	11:04	51.5	54.5		56.0	59.0	47.6	50.6
31/1/2024	11:09	49.7	52.7		54.4	57.4	45.8	48.8
31/1/2024	11:14	48.2	51.2	54.1	52.6	55.6	43.2	46.2
31/1/2024	11:19	52.7	55.7		57.6	60.6	47.9	50.9
31/1/2024	11:24	51.7	54.7		56.0	59.0	47.5	50.5
31/1/2024	11:29	51.5	54.5		55.3	58.3	47.5	50.5
31/1/2024	11:34	50.2	53.2		54.7	57.7	45.5	48.5
31/1/2024	11:39	49.5	52.5		54.4	57.4	44.6	47.6
31/1/2024	11:44	48.6	51.6	54.0	52.5	55.5	44.2	47.2
31/1/2024	11:49	52.4	55.4		56.8	59.8	47.2	50.2
31/1/2024	11:54	51.7	54.7		56.7	59.7	47.0	50.0
31/1/2024	11:59	52.3	55.3		57.0	60.0	47.8	50.8
31/1/2024	12:04	51.8	54.8		56.9	59.9	47.9	50.9
31/1/2024	12:09	49.3	52.3		54.6	57.6	44.3	47.3
31/1/2024	12:14	51.9	54.9	53.8	56.0	59.0	47.0	50.0
31/1/2024	12:19	49.0	52.0		53.5	56.5	43.7	46.7
31/1/2024	12:24	52.4	55.4		56.5	59.5	47.2	50.2
31/1/2024	12:29	49.0	52.0		53.3	56.3	44.3	47.3
31/1/2024	12:34	48.6	51.6		53.3	56.3	44.3	47.3
31/1/2024	12:39	52.6	55.6		57.8	60.8	48.1	51.1
31/1/2024	12:44	48.7	51.7	53.9	53.6	56.6	44.9	47.9
31/1/2024	12:49	50.6	53.6		55.4	58.4	46.0	49.0
31/1/2024	12:54	51.7	54.7		55.5	58.5	47.4	50.4
31/1/2024	12:59	51.9	54.9		56.6	59.6	46.9	49.9
31/1/2024	13:04	52.4	55.4		56.3	59.3	47.1	50.1
31/1/2024	13:09	51.4	54.4		56.5	59.5	47.1	50.1
31/1/2024	13:14	52.3	55.3	54.8	56.6	59.6	47.9	50.9
31/1/2024	13:19	51.0	54.0		56.3	59.3	46.5	49.5
31/1/2024	13:24	52.7	55.7		57.0	60.0	48.2	51.2
31/1/2024	13:29	50.5	53.5		54.5	57.5	45.4	48.4
31/1/2024	13:34	52.6	55.6		56.9	59.9	47.3	50.3
31/1/2024	13:39	50.4	53.4		55.8	58.8	45.2	48.2
31/1/2024	13:44	52.1	55.1	54.6	56.6	59.6	48.1	51.1
31/1/2024	13:49	51.7	54.7		55.6	58.6	46.9	49.9
31/1/2024	13:54	50.0	53.0		54.3	57.3	46.0	49.0
31/1/2024	13:59	52.3	55.3		57.4	60.4	47.1	50.1
31/1/2024	14:04	52.6	55.6		56.6	59.6	48.2	51.2
31/1/2024	14:09	54.2	57.2		59.5	62.5	49.5	52.5
31/1/2024	14:14	50.0	53.0	54.9	54.0	57.0	45.0	48.0
31/1/2024	14:19	52.5	55.5		56.6	59.6	47.8	50.8
31/1/2024	14:24	50.7	53.7		55.0	58.0	46.5	49.5
31/1/2024	14:29	49.3	52.3		54.3	57.3	45.1	48.1
31/1/2024	14:34	53.1	56.1		57.2	60.2	48.9	51.9
31/1/2024	14:39	49.7	52.7		55.0	58.0	44.3	47.3
31/1/2024	14:44	52.0	55.0	54.9	56.0	59.0	47.2	50.2
31/1/2024	14:49	50.5	53.5		55.4	58.4	45.3	48.3
31/1/2024	14:54	50.1	53.1		54.6	57.6	45.0	48.0
31/1/2024	14:59	54.3	57.3		59.4	62.4	49.5	52.5
31/1/2024	15:04	51.6	54.6		55.9	58.9	46.6	49.6
31/1/2024	15:09	55.0	58.0		60.4	63.4	50.3	53.3
31/1/2024	15:14	52.2	55.2	55.9	57.3	60.3	47.9	50.9
31/1/2024	15:19	53.1	56.1		57.8	60.8	49.0	52.0
31/1/2024	15:24	51.5	54.5		56.9	59.9	47.0	50.0
31/1/2024	15:29	53.1	56.1		58.1	61.1	47.7	50.7
31/1/2024	15:34	55.8	58.8		61.3	64.3	50.8	53.8
31/1/2024	15:39	50.8	53.8		55.0	58.0	46.6	49.6
31/1/2024	15:44	49.6	52.6	54.6	54.4	57.4	44.2	47.2
31/1/2024	15:49	51.5	54.5		56.6	59.6	47.4	50.4
31/1/2024	15:54	48.4	51.4		53.3	56.3	43.9	46.9
31/1/2024	15:59	48.4	51.4		52.8	55.8	43.6	46.6
31/1/2024	16:04	47.4	50.4		52.0	55.0	43.0	46.0
31/1/2024	16:09	48.4	51.4		54.1	57.1	43.1	46.1
31/1/2024	16:14	49.6	52.6	51.3	54.3	57.3	45.3	48.3
31/1/2024	16:19	47.7	50.7		53.0	56.0	42.5	45.5
31/1/2024	16:24	48.8	51.8		53.1	56.1	43.8	46.8
31/1/2024	16:29	47.7	50.7		52.8	55.8	43.0	46.0
31/1/2024	16:34	48.7	51.7		53.4	56.4	42.8	45.8
31/1/2024	16:39	47.1	50.1		51.8	54.8	42.0	45.0
31/1/2024	16:44	49.7	52.7	51.7	55.3	58.3	45.2	48.2
31/1/2024	16:49	49.0	52.0		54.7	57.7	43.7	46.7
31/1/2024	16:54	49.6	52.6		53.9	56.9	44.8	47.8
31/1/2024	16:59	47.3	50.3		52.3	55.3	42.4	45.4
31/1/2024	17:04	45.2	48.2		50.7	53.7	40.7	43.7
31/1/2024	17:09	47.0	50.0	49.0	52.5	55.5	41.9	44.9
31/1/2024	17:14	47.5	50.5		52.2	55.2	42.1	45.1
31/1/2024	17:19	46.5	49.5		51.0	54.0	42.3	45.3
31/1/2024	17:24	44.6	47.6		49.1	52.1	40.1	43.1
31/1/2024	17:29	44.3	47.3		48.9	51.9	38.6	41.6
31/1/2024	17:34	46.2	49.2		50.4	53.4	41.8	44.8
31/1/2024	17:39	45.7	48.7		51.6	54.6	40.7	43.7
31/1/2024	17:44	46.4	49.4	49.1	51.9	54.9	40.2	43.2
31/1/2024	17:49	48.6	51.6		54.3	57.3	42.4	45.4
31/1/2024	17:54	44.9	47.9		50.7	53.7	39.5	42.5
31/1/2024	17:59	42.3	45.3		47.2	50.2	36.0	39.0
31/1/2024	18:04	44.4	47.4		50.0	53.0	39.5	42.5
31/1/2024	18:09	44.4	47.4		48.6	51.6	39.3	42.3
31/1/2024	18:14	43.8	46.8	47.4	49.8	52.8	38.5	41.5
31/1/2024	18:19	43.0	46.0		48.1	51.1	38.5	41.5
31/1/2024	18:24	45.1	48.1		49.5	52.5	40.8	43.8
31/1/2024	18:29	45.1	48.1		50.1	53.1	39.6	42.6
31/1/2024	18:34	44.2	47.2		50.0	53.0	38.5	41.5
31/1/2024	18:39	44.3	47.3		50.5	53.5	39.5	42.5
31/1/2024	18:44	43.1	46.1	47.0	47.8	50.8	37.8	40.8
31/1/2024	18:49	43.4	46.4		49.2	52.2	38.5	41.5
31/1/2024

Station: SSNV_M6

Remark: *For Free Field measurement, +3 dB(A) was added to the measured results.

Date	Start Time	Leq (5mins)	Leq (5mins)*	Leq (30mins)	L10 (5mins)	L10 (5mins)*	L90 (5mins)	L90 (5mins)*
1/2/2024	07:04	47.5	50.5		51.3	54.3	43.9	46.9
1/2/2024	07:09	46.0	49.0		50.0	53.0	42.1	45.1
1/2/2024	07:14	47.5	50.5	49.8	52.3	55.3	42.6	45.6
1/2/2024	07:19	47.1	50.1		51.8	54.8	42.8	45.8
1/2/2024	07:24	47.3	50.3		51.8	54.8	43.0	46.0
1/2/2024	07:29	45.2	48.2		48.8	51.8	40.6	43.6
1/2/2024	07:34	45.7	48.7		50.2	53.2	41.6	44.6
1/2/2024	07:39	47.2	50.2		51.9	54.9	42.5	45.5
1/2/2024	07:44	47.1	50.1	50.5	51.3	54.3	43.1	46.1
1/2/2024	07:49	47.4	50.4		51.3	54.3	43.2	46.2
1/2/2024	07:54	47.5	50.5		52.1	55.1	43.6	46.6
1/2/2024	07:59	49.2	52.2		54.1	57.1	44.4	47.4
1/2/2024	08:04	47.7	50.7		51.9	54.9	43.9	46.9
1/2/2024	08:09	47.2	50.2		51.5	54.5	42.5	45.5
1/2/2024	08:14	48.3	51.3	50.7	52.2	55.2	44.0	47.0
1/2/2024	08:19	48.2	51.2		52.3	55.3	44.6	47.6
1/2/2024	08:24	46.6	49.6		50.6	53.6	42.6	45.6
1/2/2024	08:29	48.2	51.2		52.6	55.6	44.3	47.3
1/2/2024	08:34	47.3	50.3		51.8	54.8	43.3	46.3
1/2/2024	08:39	47.0	50.0		50.9	53.9	43.2	46.2
1/2/2024	08:44	47.9	50.9	51.1	52.1	55.1	43.8	46.8
1/2/2024	08:49	48.5	51.5		52.2	55.2	44.3	47.3
1/2/2024	08:54	48.8	51.8		52.4	55.4	45.1	48.1
1/2/2024	08:59	48.7	51.7		52.9	55.9	44.6	47.6
1/2/2024	09:04	48.1	51.1		52.7	55.7	44.1	47.1
1/2/2024	09:09	46.2	49.2		50.2	53.2	41.8	44.8
1/2/2024	09:14	46.3	49.3	51.0	50.3	53.3	41.9	44.9
1/2/2024	09:19	49.0	52.0		53.8	56.8	45.1	48.1
1/2/2024	09:24	47.0	50.0		51.1	54.1	42.3	45.3
1/2/2024	09:29	50.0	53.0		55.0	58.0	46.0	49.0
1/2/2024	09:34	48.7	51.7		53.6	56.6	44.3	47.3
1/2/2024	09:39	49.2	52.2		53.2	56.2	44.6	47.6
1/2/2024	09:44	49.9	52.9	52.1	54.9	57.9	46.0	49.0
1/2/2024	09:49	47.1	50.1		51.9	54.9	43.2	46.2
1/2/2024	09:54	47.4	50.4		51.4	54.4	42.9	45.9
1/2/2024	09:59	50.9	53.9		55.7	58.7	47.0	50.0
1/2/2024	10:04	52.2	55.2		56.6	59.6	48.1	51.1
1/2/2024	10:09	49.9	52.9		55.0	58.0	46.2	49.2
1/2/2024	10:14	49.5	52.5	54.0	53.4	56.4	44.3	47.3
1/2/2024	10:19	48.6	51.6		52.4	55.4	44.4	47.4
1/2/2024	10:24	52.4	55.4		56.5	59.5	47.4	50.4
1/2/2024	10:29	51.9	54.9		56.6	59.6	46.9	49.9
1/2/2024	10:34	52.0	55.0		55.9	58.9	47.7	50.7
1/2/2024	10:39	47.6	50.6		52.4	55.4	43.7	46.7
1/2/2024	10:44	47.7	50.7	52.3	51.4	54.4	42.8	45.8
1/2/2024	10:49	47.9	50.9		52.1	55.1	42.8	45.8
1/2/2024	10:54	48.9	51.9		52.9	55.9	44.0	47.0
1/2/2024	10:59	50.0	53.0		54.3	57.3	45.2	48.2
1/2/2024	11:04	52.9	55.9		56.9	59.9	47.6	50.6
1/2/2024	11:09	49.7	52.7		54.8	57.8	45.2	48.2
1/2/2024	11:14	52.0	55.0	54.5	55.9	58.9	47.2	50.2
1/2/2024	11:19	51.8	54.8		55.8	58.8	48.1	51.1
1/2/2024	11:24	52.6	55.6		57.9	60.9	48.5	51.5
1/2/2024	11:29	48.5	51.5		53.7	56.7	44.7	47.7
1/2/2024	11:34	52.2	55.2		56.3	59.3	47.9	50.9
1/2/2024	11:39	50.6	53.6		55.6	58.6	46.7	49.7
1/2/2024	11:44	50.9	53.9	54.1	55.5	58.5	46.4	49.4
1/2/2024	11:49	49.2	52.2		53.5	56.5	45.4	48.4
1/2/2024	11:54	51.4	54.4		55.6	58.6	47.5	50.5
1/2/2024	11:59	51.9	54.9		57.0	60.0	47.4	50.4
1/2/2024	12:04	48.9	51.9		52.8	55.8	43.9	46.9
1/2/2024	12:09	52.0	55.0		56.3	59.3	48.0	51.0
1/2/2024	12:14	49.5	52.5	53.5	54.4	57.4	44.9	47.9
1/2/2024	12:19	50.2	53.2		54.7	57.7	45.3	48.3
1/2/2024	12:24	49.8	52.8		55.2	58.2	44.6	47.6
1/2/2024	12:29	51.5	54.5		56.1	59.1	46.3	49.3
1/2/2024	12:34	51.1	54.1		55.0	58.0	46.4	49.4
1/2/2024	12:39	51.7	54.7		56.3	59.3	46.5	49.5
1/2/2024	12:44	51.4	54.4	54.7	56.4	59.4	47.2	50.2
1/2/2024	12:49	52.1	55.1		56.2	59.2	46.9	49.9
1/2/2024	12:54	52.6	55.6		57.1	60.1	47.5	50.5
1/2/2024	12:59	51.0	54.0		55.3	58.3	46.3	49.3
1/2/2024	13:04	50.1	53.1		55.1	58.1	45.8	48.8
1/2/2024	13:09	52.7	55.7		57.2	60.2	48.4	51.4
1/2/2024	13:14	52.4	55.4	54.2	57.5	60.5	48.5	51.5
1/2/2024	13:19	51.8	54.8		56.1	59.1	47.1	50.1
1/2/2024	13:24	49.2	52.2		54.6	57.6	44.3	47.3
1/2/2024	13:29	50.1	53.1		54.1	57.1	46.0	49.0
1/2/2024	13:34	50.4	53.4		55.0	58.0	45.3	48.3
1/2/2024	13:39	51.6	54.6		56.0	59.0	46.8	49.8
1/2/2024	13:44	50.4	53.4	54.7	54.7	57.7	46.3	49.3
1/2/2024	13:49	51.6	54.6		56.6	59.6	47.1	50.1
1/2/2024	13:54	53.9	56.9		57.9	60.9	50.0	53.0
1/2/2024	13:59	51.1	54.1		56.0	59.0	45.9	48.9
1/2/2024	14:04	51.3	54.3		56.1	59.1	46.1	49.1
1/2/2024	14:09	50.9	53.9		56.2	59.2	46.6	49.6
1/2/2024	14:14	51.7	54.7	55.6	56.1	59.1	47.7	50.7
1/2/2024	14:19	53.9	56.9		58.6	61.6	48.8	51.8
1/2/2024	14:24	53.0	56.0		56.9	59.9	48.9	51.9
1/2/2024	14:29	53.6	56.6		57.5	60.5	49.6	52.6
1/2/2024	14:34	49.3	52.3		54.6	57.6	44.0	47.0
1/2/2024	14:39	52.5	55.5		56.9	59.9	48.6	51.6
1/2/2024	14:44	53.9	56.9	55.2	57.8	60.8	48.8	51.8
1/2/2024	14:49	49.8	52.8		55.1	58.1	45.8	48.8
1/2/2024	14:54	54.1	57.1		58.8	61.8	49.9	52.9
1/2/2024	14:59	51.6	54.6		56.2	59.2	46.1	49.1
1/2/2024	15:04	52.4	55.4		57.7	60.7	47.3	50.3
1/2/2024	15:09	51.4	54.4		55.7	58.7	46.1	49.1
1/2/2024	15:14	51.7	54.7	55.6	56.5	59.5	47.2	50.2
1/2/2024	15:19	54.7	57.7		59.7	62.7	49.5	52.5
1/2/2024	15:24	54.0	57.0		58.6	61.6	48.8	51.8
1/2/2024	15:29	49.8	52.8		54.5	57.5	44.2	47.2
1/2/2024	15:34	55.4	58.4		59.7	62.7	50.0	53.0
1/2/2024	15:39	52.7	55.7		58.3	61.3	47.1	50.1
1/2/2024	15:44	52.3	55.3	56.0	56.4	59.4	46.8	49.8
1/2/2024	15:49	55.4	58.4		60.1	63.1	50.7	53.7
1/2/2024	15:54	49.3	52.3		53.8	56.8	43.9	46.9
1/2/2024	15:59	48.2	51.2		52.8	55.8	43.6	46.6
1/2/2024	16:04	48.9	51.9		53.3	56.3	43.5	46.5
1/2/2024	16:09	48.3	51.3		53.4	56.4	42.7	45.7
1/2/2024	16:14	48.6	51.6	51.7	53.0	56.0	43.6	46.6
1/2/2024	16:19	48.6	51.6		54.1	57.1	43.4	46.4
1/2/2024	16:24	49.7	52.7		54.6	57.6	44.7	47.7
1/2/2024	16:29	47.8	50.8		52.1	55.1	43.2	46.2
1/2/2024	16:34	48.4	51.4		53.4	56.4	44.1	47.1
1/2/2024	16:39	47.3	50.3		51.8	54.8	41.5	44.5
1/2/2024	16:44	48.5	51.5	50.7	53.3	56.3	43.2	46.2
1/2/2024	16:49	48.0	51.0		52.1	55.1	42.3	45.3
1/2/2024	16:54	47.9	50.9		52.6	55.6	42.2	45.2
1/2/2024	16:59	45.2	48.2		51.2	54.2	39.8	42.8
1/2/2024	17:04	47.0	50.0		51.4	54.4	41.5	44.5
1/2/2024	17:09	45.8	48.8	49.9	50.2	53.2	40.0	43.0
1/2/2024	17:14	48.3	51.3		52.8	55.8	43.9	46.9
1/2/2024	17:19	47.1	50.1		53.3	56.3	41.9	44.9
1/2/2024	17:24	47.3	50.3		51.6	54.6	42.6	45.6
1/2/2024	17:29	44.9	47.9		49.9	52.9	38.7	41.7
1/2/2024	17:34	44.9	47.9		50.4	53.4	40.5	43.5
1/2/2024	17:39	46.5	49.5		51.3	54.3	40.7	43.7
1/2/2024	17:44	48.4	51.4	48.5	53.7	56.7	44.2	47.2
1/2/2024	17:49	44.6	47.6		50.4	53.4	39.6	42.6
1/2/2024	17:54	43.5	46.5		49.3	52.3	39.4	42.4
1/2/2024	17:59	42.3	45.3		47.3	50.3	37.6	40.6
1/2/2024	18:04	45.5	48.5		51.7	54.7	39.9	42.9
1/2/2024	18:09	44.0	47.0		48.1	51.1	37.8	40.8
1/2/2024	18:14	43.6	46.6	47.0	48.7	51.7	38.1	41.1
1/2/2024	18:19	43.6	46.6		48.1	51.1	37.6	40.6
1/2/2024	18:24	44.4	47.4		50.2	53.2	38.9	41.9
1/2/2024	18:29	42.3	45.3		46.9	49.9	38.1	41.1
1/2/2024	18:34	43.0	46.0		47.4	50.4	38.7	41.7
1/2/2024	18:39	45.7	48.7		50.8	53.8	41.5	44.5
1/2/2024	18:44	45.1	48.1	47.2	50.1	53.1	39.5	42.5
1/2/2024	18:49	43.6	46.6		49.6	52.6	39.2	42.2
1/2/2024	18:54	44.0	47.0		48.3	51.3	39.6	42.6
1/2/2024	18:59	43.2	46.2		48.6	51.6	38.9	41.9
			Mean	52.3				
			Maximum	56.0				
			Minimum	47.0				

Date	Start Time	Leq (5mins)	Leq (5mins)*	Leq (30mins)	L10 (5mins)	L10 (5mins)*	L90 (5mins)	L90 (5mins)*
2/2/2024	07:04	44.9	47.9		48.8	51.8	40.4	43.4
2/2/2024	07:09	45.3	48.3		49.9	52.9	40.8	43.8
2/2/2024	07:14	45.2	48.2	49.0	50.0	53.0	41.4	44.4
2/2/2024	07:19	46.8	49.8		51.1	54.1	41.9	44.9
2/2/2024	07:24	47.7	50.7		51.5	54.5	43.2	46.2
2/2/2024	07:29	45.5	48.5		50.4	53.4	40.6	43.6
2/2/2024	07:34	45.6	48.6		50.0	53.0	41.0	44.0
2/2/2024	07:39	45.3	48.3		49.5	52.5	41.2	44.2
2/2/2024	07:44	46.4	49.4	50.0	50.9	53.9	41.8	44.8
2/2/2024	07:49	47.7	50.7		51.5	54.5	42.9	45.9
2/2/2024	07:54	47.7	50.7		52.4	55.4	43.2	46.2
2/2/2024	07:59	48.4	51.4		52.0	55.0	44.2	47.2
2/2/2024	08:04	46.8	49.8		51.2	54.2	42.5	45.5
2/2/2024	08:09	48.3	51.3		52.5	55.5	44.4	47.4
2/2/2024	08:14	46.6	49.6	50.4	50.4	53.4	42.5	45.5
2/2/2024	08:19	47.1	50.1		50.8	53.8	43.3	46.3
2/2/2024	08:24	48.4	51.4		52.7	55.7	44.1	47.1
2/2/2024	08:29	47.1	50.1		50.7	53.7	43.3	46.3
2/2/2024	08:34	49.3	52.3		53.5	56.5	45.7	48.7
2/2/2024	08:39	48.8	51.8		53.1	56.1	45.2	48.2
2/2/2024	08:44	48.6	51.6	52.1	53.0	56.0	44.5	47.5
2/2/2024	08:49	48.8	51.8		52.7	55.7	44.2	47.2
2/2/2024	08:54	48.8	51.8		53.4	56.4	44.3	47.3
2/2/2024	08:59	49.9	52.9		54.2	57.2	44.9	47.9
2/2/2024	09:04	50.4	53.4		55.2	58.2	45.9	48.9
2/2/2024	09:12	48.4	51.4		52.7	55.7	44.3	47.3
2/2/2024	09:17	47.2	50.2		51.9	54.9	42.5	45.5
2/2/2024	09:22	47.9	50.9		52.1	55.1	43.1	46.1
2/2/2024	09:27	48.8	51.8		52.9	55.9	44.6	47.6
2/2/2024	09:32	46.6	49.6		51.2	54.2	42.2	45.2
2/2/2024	09:37	47.9	50.9		52.7	55.7	43.9	46.9
2/2/2024	09:42	46.9	49.9	50.4	51.0	54.0	42.1	45.1
2/2/2024	09:47	46.4	49.4		50.9	53.9	42.5	45.5
2/2/2024	09:52	48.4	51.4		52.7	55.7	44.3	47.3
2/2/2024	09:57	48.0	51.0		52.6	55.6	44.3	47.3
2/2/2024	10:02	49.6	52.6		54.1	57.1	44.5	47.5
2/2/2024	10:07	47.9	50.9		52.7	55.7	43.2	46.2
2/2/2024	10:12	49.2	52.3	52.0	54.4	57.4	44.9	47.9
2/2/2024	10:17	50.2	53.2		55.3	58.3	46.1	49.1
2/2/2024	10:22	47.4	50.4		51.4	54.4	42.2	45.2
2/2/2024	10:27	49.2	52.2		53.0	56.0	44.4	47.4
2/2/2024	10:32	49.9	52.9		54.5	57.5	45.3	48.3
2/2/2024	10:37	50.2	53.2		55.4	58.4	45.3	48.3
2/2/2024	10:42	47.6	50.6	53.2	51.8	54.8	42.4	45.4
2/2/2024	10:47	50.4	53.4		55.4	58.4	46.3	49.3
2/2/2024	10:52	51.5	54.5		56.7	59.7	47.2	50.2
2/2/2024	10:57	50.6	53.6		54.9	57.9	46.5	49.5
2/2/2024	11:02	51.8	54.8		56.1	59.1	47.1	50.1
2/2/2024	11:07	51.2	54.2		55.0	58.0	45.9	48.9
2/2/2024	11:12	48.8	51.8	53.3	52.8	55.8	43.8	46.8
2/2/2024	11:17	47.8	50.8		52.5	55.5	42.8	45.8
2/2/2024	11:22	49.7	52.7		54.3	57.3	45.6	48.6
2/2/2024	11:27	51.2	54.2		55.9	58.9	46.2	49.2
2/2/2024	11:32	50.8	53.8		55.4	58.4	45.5	48.5
2/2/2024	11:37	51.0	54.0		55.8	58.8	45.9	48.9
2/2/2024	11:42	48.7	51.7	52.6	52.4	55.4	44.5	47.5
2/2/2024	11:47	49.1	52.1		53.9	56.9	43.9	46.9
2/2/2024	11:52	48.2	51.2		52.3	55.3	43.5	46.5
2/2/2024	11:57	49.1	52.1		54.1	57.1	44.5	47.5
2/2/2024	12:02	52.6	55.6		57.5	60.5	48.1	51.1
2/2/2024	12:07	49.1	52.1		54.3	57.3	43.8	46.8
2/2/2024	12:12	52.7	55.7	54.1	57.2	60.2	48.6	51.6
2/2/2024	12:17	50.8	53.8		55.8	58.8	46.5	49.5
2/2/2024	12:22	49.1	52.1		54.3	57.3	43.8	46.8
2/2/2024	12:27	50.9	53.9		55.3	58.3	45.8	48.8
2/2/2024	12:32	48.6	51.6		52.4	55.4	43.5	46.5
2/2/2024	12:37	49.1	52.1		53.4	56.4	44.1	47.1
2/2/2024	12:42	50.1	53.1	52.6	54.2	57.2	45.0	48.0
2/2/2024	12:47	49.7	52.7		53.5	56.5	45.5	48.5
2/2/2024	12:52	50.1	53.1		54.2	57.2	46.1	49.1
2/2/2024	12:57	49.6	52.6		54.9	57.9	44.4	47.4
2/2/2024	13:02	52.1	55.1		56.5	59.5	48.1	51.1
2/2/2024	13:07	52.7	55.7		56.6	59.6	48.6	51.6
2/2/2024	13:12	51.5	54.5	54.8	56.5	59.5	46.4	49.4
2/2/2024	13:17	52.0	55.0		56.6	59.6	46.7	49.7
2/2/2024	13:22	51.4	54.4		56.0	59.0	46.8	49.8
2/2/2024	13:27	51.0	54.0		56.0	59.0	46.8	49.8
2/2/2024	13:32	52.4	55.4		57.4	60.4	48.5	51.5
2/2/2024	13:37	50.3	53.3		55.2	58.2	45.3	48.3
2/2/2024	13:42	51.1	54.1	54.5	56.4	59.4	46.2	49.2
2/2/2024	13:47	53.5	56.5		57.8	60.8	48.7	51.7
2/2/2024	13:52	50.0	53.0		54.0	57.0	45.6	48.6
2/2/2024	13:57	50.2	53.2		54.6	57.6	46.2	49.2
2/2/2024	14:02	49.3	52.3		53.9	56.9	44.7	47.7
2/2/2024	14:07	53.7	56.7		58.3	61.3	49.0	52.0
2/2/2024	14:12	50.7	53.7	54.6	54.8	57.8	46.0	49.0
2/2/2024	14:17	51.8	54.8		57.2	60.2	47.4	50.4
2/2/2024	14:22	51.5	54.5		56.5	59.5	46.1	49.1
2/2/2024	14:27	51.3	54.3		56.1	59.1	46.6	49.6
2/2/2024	14:32	53.4	56.4		57.4	60.4	49.2	52.2
2/2/2024	14:37	51.9	54.9		56.7	59.7	48.0	51.0
2/2/2024	14:42	51.3	54.3	55.2	55.9	58.9	46.9	49.9
2/2/2024	14:47	52.3	55.3		57.0	60.0	47.7	50.7
2/2/2024	14:52	49.3	52.3		54.6	57.6	43.9	46.9
2/2/2024	14:57	53.8	56.8		59.3	62.3	49.3	52.3
2/2/2024	15:02	50.8	53.8		55.9	58.9	45.9	48.9
2/2/2024	15:07	52.1	55.1		57.2	60.2	46.7	49.7
2/2/2024	15:12	54.9	57.9	57.2	59.5	62.5	50.0	53.0
2/2/2024	15:17	55.7	58.7		60.5	63.5	51.2	54.2
2/2/2024	15:22	55.3	58.3		59.7	62.7	50.0	53.0
2/2/2024	15:27	54.6	57.6		60.0	63.0	48.9	51.9
2/2/2024	15:32	55.2	58.2		59.3	62.3	50.9	53.9
2/2/2024	15:37	55.2	58.2		60.5	63.5	49.7	52.7
2/2/2024	15:42	48.7	51.7	56.1	53.7	56.7	43.2	46.2
2/2/2024	15:47	53.3	56.3		58.3	61.3	48.0	51.0
2/2/2024	15:52	53.6	56.6		58.5	61.5	48.2	51.2
2/2/2024	15:57	47.1	50.1		52.2	55.2	41.3	44.3
2/2/2024	16:02	47.3	50.3		52.0	55.0	42.9	45.9
2/2/2024	16:07	48.7	51.7		53.2	56.2	44.0	47.0
2/2/2024	16:12	49.0	52.0	50.8	53.3	56.3	43.9	46.9
2/2/2024	16:17	47.1	50.1		52.2	55.2	41.9	44.9
2/2/2024	16:22	46.7	49.7		52.2	55.2	42.4	45.4
2/2/2024	16:27	47.6	50.6		53.1	56.1	42.9	45.9
2/2/2024	16:32	49.8	52.8		55.1	58.1	44.8	47.8
2/2/2024	16:37	49.3	52.3		53.5	56.5	44.5	47.5
2/2/2024	16:42	48.6	51.6	52.1	53.1	56.1	43.9	46.9
2/2/2024	16:47	48.8	51.8		54.7	57.7	44.3	47.3
2/2/2024	16:52	49.6	52.6		54.5	57.5	44.0	47.0
2/2/2024	16:57	48.4	51.4		54.6	57.6	42.0	45.0
2/2/2024	17:02	47.9	50.9		54.2	57.2	42.7	45.7
2/2/2024	17:07	47.6	50.6	49.9	53.5	56.5	41.9	44.9
2/2/2024	17:12	45.2	48.2		49.4	52.4	40.0	43.0
2/2/2024	17:17	48.4	51.4		54.6	57.6	44.1	47.1
2/2/2024	17:22	45.8	48.8		50.0	53.0	41.5	44.5
2/2/2024	17:27	45.0	48.0		51.2	54.2	39.7	42.7
2/2/2024	17:32	48.2	51.2		53.5	56.5	43.9	46.9
2/2/2024	17:37	48.4	51.4		53.8	56.8	43.0	46.0
2/2/2024	17:42	46.3	49.3	50.1	52.4	55.4	40.0	43.0
2/2/2024	17:47	47.8	50.8		52.2	55.2	42.4	45.4
2/2/2024	17:52	45.9	48.9		52.0	55.0	41.3	44.3
2/2/2024	17:57	45.1	48.1		49.4	52.4	39.1	42.1
2/2/2024	18:02	45.4	48.4		49.9	52.9	41.0	44.0
2/2/2024	18:07	44.6	47.6		50.1	53.1	39.0	42.0
2/2/2024	18:12	42.4	45.4	47.2	47.7	50.7	36.4	39.4
2/2/2024	18:17	44.3	47.3		50.4	53.4	40.1	43.1
2/2/2024	18:22	44.0	47.0		49.1	52.1	38.1	41.1
2/2/2024	18:27	43.8	46.8		48.8	51.8	38.9	41.9
2/2/2024	18:32	44.6	47.6		49.4	52.4	40.3	43.3
2/2/2024	18:37	43.1	46.1		47.4	50.4	38.6	41.6
2/2/2024	18:42	45.1	48.1	47.2	50.5	53.5	39.4	42.4
2/2/2024	18:47	43.1	46.1		48.1	51.1	37.8	40.8
2/2/2024	18:52	45.0	48.0		50.7	53.7	40.6	43.6
2

Station: SSNV_M6

Remark: *For Free Field measurement, +3 dB(A) was added to the measured results.

Date	Start Time	Leq (5mins)	Leq (5mins)*	Leq (30mins)	L10 (5mins)	L10 (5mins)*	L90 (5mins)	L90 (5mins)*
3/2/2024	07:02	44.4	47.4		49.1	52.1	40.1	43.1
3/2/2024	07:07	46.1	49.1		49.7	52.7	41.2	44.2
3/2/2024	07:12	46.1	49.1	49.0	51.0	54.0	42.1	45.1
3/2/2024	07:17	47.0	50.0		51.0	54.0	42.6	45.6
3/2/2024	07:22	45.7	48.7		50.5	53.5	41.2	44.2
3/2/2024	07:27	46.1	49.1		50.7	53.7	41.8	44.8
3/2/2024	07:32	47.2	50.2		51.2	54.2	43.2	46.2
3/2/2024	07:37	46.7	49.7		50.5	53.5	42.1	45.1
3/2/2024	07:42	44.4	47.4	49.3	48.6	51.6	40.3	43.3
3/2/2024	07:47	44.7	47.7		49.5	52.5	40.2	43.2
3/2/2024	07:52	46.5	49.5		50.7	53.7	42.5	45.5
3/2/2024	07:57	47.5	50.5		51.3	54.3	43.9	46.9
3/2/2024	08:02	46.6	49.6		51.2	54.2	42.6	45.6
3/2/2024	08:07	47.1	50.1		50.8	53.8	42.5	45.5
3/2/2024	08:12	47.6	50.6	50.4	51.6	54.6	43.8	46.8
3/2/2024	08:17	49.1	52.1		53.5	56.5	44.7	47.7
3/2/2024	08:22	47.1	50.1		51.7	54.7	43.2	46.2
3/2/2024	08:27	46.5	49.5		51.1	54.1	42.7	45.7
3/2/2024	08:32	46.4	49.4		50.7	53.7	42.4	45.4
3/2/2024	08:37	47.8	50.8		51.6	54.6	43.3	46.3
3/2/2024	08:42	46.6	49.6	51.2	50.7	53.7	42.2	45.2
3/2/2024	08:47	49.2	52.2		52.9	55.9	44.7	47.7
3/2/2024	08:52	47.1	50.1		51.0	54.0	43.0	46.0
3/2/2024	08:57	50.4	53.4		54.8	57.8	46.4	49.4
3/2/2024	09:02	46.7	49.7		50.8	53.8	42.6	45.6
3/2/2024	09:07	49.8	52.8		54.3	57.3	45.6	48.6
3/2/2024	09:12	46.4	49.4	51.2	50.4	53.4	42.4	45.4
3/2/2024	09:17	47.3	50.3		52.3	55.3	42.8	45.8
3/2/2024	09:22	47.6	50.6		52.0	55.0	42.7	45.7
3/2/2024	09:27	49.9	52.9		54.5	57.5	45.1	48.1
3/2/2024	09:32	49.0	52.0		53.8	56.8	45.0	48.0
3/2/2024	09:37	50.4	53.4		55.3	58.3	45.8	48.8
3/2/2024	09:42	50.8	53.8	52.3	55.5	58.5	46.7	49.7
3/2/2024	09:47	46.7	49.7		50.9	53.9	41.8	44.8
3/2/2024	09:52	48.5	51.5		52.8	55.8	43.4	46.4
3/2/2024	09:57	49.1	52.1		53.1	56.1	45.4	48.4
3/2/2024	10:02	51.2	54.2		55.1	58.1	46.6	49.6
3/2/2024	10:07	51.1	54.1		55.3	58.3	46.7	49.7
3/2/2024	10:12	49.4	52.4	53.6	53.8	56.8	45.4	48.4
3/2/2024	10:17	50.4	53.4		55.0	58.0	46.6	49.6
3/2/2024	10:22	49.5	52.5		53.9	56.9	45.6	48.6
3/2/2024	10:27	51.7	54.7		56.8	59.8	46.7	49.7
3/2/2024	10:32	52.4	55.4		57.1	60.1	48.7	51.7
3/2/2024	10:37	50.2	53.2		55.0	58.0	46.5	49.5
3/2/2024	10:42	47.9	50.9	52.9	52.9	55.9	43.5	46.5
3/2/2024	10:47	47.2	50.2		51.7	54.7	42.8	45.8
3/2/2024	10:52	48.5	51.5		53.1	56.1	44.2	47.2
3/2/2024	10:57	50.9	53.9		55.5	58.5	47.2	50.2
3/2/2024	11:02	51.8	54.8		57.0	60.0	46.7	49.7
3/2/2024	11:07	47.9	50.9		53.1	56.1	43.5	46.5
3/2/2024	11:12	50.7	53.7	53.0	54.7	57.7	46.0	49.0
3/2/2024	11:17	48.4	51.4		52.9	55.9	43.7	46.7
3/2/2024	11:22	50.4	53.4		55.3	58.3	45.2	48.2
3/2/2024	11:27	49.7	52.7		53.8	56.8	45.0	48.0
3/2/2024	11:32	52.7	55.7		56.8	59.8	47.6	50.6
3/2/2024	11:37	52.8	55.8		57.9	60.9	48.0	51.0
3/2/2024	11:42	48.1	51.1	54.5	53.3	56.3	42.9	45.9
3/2/2024	11:47	50.7	53.7		54.7	57.7	45.4	48.4
3/2/2024	11:52	50.2	53.2		54.4	57.4	46.0	49.0
3/2/2024	11:57	52.7	55.7		57.5	60.5	47.3	50.3
3/2/2024	12:02	51.4	54.4		56.1	59.1	46.5	49.5
3/2/2024	12:07	51.0	54.0		56.3	59.3	46.9	49.9
3/2/2024	12:12	52.5	55.5	54.3	56.8	59.8	47.6	50.6
3/2/2024	12:17	49.7	52.7		54.7	57.7	45.6	48.6
3/2/2024	12:22	51.9	54.9		55.7	58.7	48.0	51.0
3/2/2024	12:27	50.5	53.5		55.6	58.6	45.1	48.1
3/2/2024	12:32	51.4	54.4		56.8	59.8	47.0	50.0
3/2/2024	12:37	50.1	53.1		54.0	57.0	45.1	48.1
3/2/2024	12:42	50.6	53.6	54.4	55.3	58.3	46.5	49.5
3/2/2024	12:47	52.7	55.7		56.7	59.7	48.2	51.2
3/2/2024	12:52	52.8	55.8		56.9	59.9	48.1	51.1
3/2/2024	12:57	49.8	52.8		53.7	56.7	44.9	47.9
3/2/2024	13:02	53.1	56.1		57.9	60.9	49.0	52.0
3/2/2024	13:07	49.8	52.8		55.0	58.0	45.5	48.5
3/2/2024	13:12	49.6	52.6	54.3	54.7	57.7	44.2	47.2
3/2/2024	13:17	50.6	53.6		56.0	59.0	46.0	49.0
3/2/2024	13:22	51.3	54.3		56.0	59.0	46.7	49.7
3/2/2024	13:27	52.3	55.3		56.4	59.4	47.0	50.0
3/2/2024	13:32	53.3	56.3		57.8	60.8	48.1	51.1
3/2/2024	13:37	51.8	54.8		55.8	58.8	47.6	50.6
3/2/2024	13:42	50.3	53.3	54.7	54.9	57.9	45.5	48.5
3/2/2024	13:47	50.9	53.9		55.4	58.4	45.9	48.9
3/2/2024	13:52	52.8	55.8		56.7	59.7	48.7	51.7
3/2/2024	13:57	50.1	53.1		54.2	57.2	45.8	48.8
3/2/2024	14:02	49.8	52.8		54.0	57.0	45.6	48.6
3/2/2024	14:07	50.2	53.2		55.2	58.2	46.3	49.3
3/2/2024	14:12	54.8	57.8	55.6	59.9	62.9	49.4	52.4
3/2/2024	14:17	54.0	57.0		58.1	61.1	49.0	52.0
3/2/2024	14:22	49.2	52.2		54.2	57.2	43.9	46.9
3/2/2024	14:27	54.1	57.1		58.2	61.2	48.9	51.9
3/2/2024	14:32	54.6	57.6		58.9	61.9	49.7	52.7
3/2/2024	14:37	51.8	54.8		56.7	59.7	47.1	50.1
3/2/2024	14:42	50.0	53.0	54.9	55.3	58.3	46.1	49.1
3/2/2024	14:47	49.1	52.1		53.9	56.9	44.0	47.0
3/2/2024	14:52	51.8	54.8		56.4	59.4	46.3	49.3
3/2/2024	14:57	52.0	55.0		57.2	60.2	47.8	50.8
3/2/2024	15:02	54.7	57.7		59.5	62.5	50.0	53.0
3/2/2024	15:07	50.9	53.9		55.6	58.6	46.7	49.7
3/2/2024	15:12	52.0	55.0	55.0	56.5	59.5	47.7	50.7
3/2/2024	15:17	52.0	55.0		57.3	60.3	46.3	49.3
3/2/2024	15:22	51.3	54.3		56.3	59.3	46.8	49.8
3/2/2024	15:27	48.5	51.5		53.0	56.0	44.2	47.2
3/2/2024	15:32	52.2	55.2		56.6	59.6	46.7	49.7
3/2/2024	15:37	49.5	52.5		54.9	57.9	44.5	47.5
3/2/2024	15:42	52.4	55.4	54.4	56.7	59.7	46.8	49.8
3/2/2024	15:47	54.8	57.8		60.0	63.0	49.6	52.6
3/2/2024	15:52	47.4	50.4		51.9	54.9	42.9	45.9
3/2/2024	15:57	47.0	50.0		52.1	55.1	41.5	44.5
3/2/2024	16:02	46.8	49.8		52.7	55.7	41.8	44.8
3/2/2024	16:07	47.0	50.0		51.6	54.6	42.7	45.7
3/2/2024	16:12	47.0	50.0	50.9	52.4	55.4	42.3	45.3
3/2/2024	16:17	48.2	51.2		53.4	56.4	43.4	46.4
3/2/2024	16:22	49.1	52.1		54.0	57.0	43.2	46.2
3/2/2024	16:27	48.6	51.6		53.6	56.6	44.1	47.1
3/2/2024	16:32	48.3	51.3		53.2	56.2	43.8	46.8
3/2/2024	16:37	46.4	49.4		50.6	53.6	41.0	44.0
3/2/2024	16:42	46.4	49.4	50.1	51.3	54.3	40.5	43.5
3/2/2024	16:47	49.4	52.4		53.7	56.7	43.5	46.5
3/2/2024	16:52	45.7	48.7		50.3	53.3	41.3	44.3
3/2/2024	16:57	44.9	47.9		50.3	53.3	40.2	43.2
3/2/2024	17:02	47.7	50.7		53.5	56.5	42.2	45.2
3/2/2024	17:07	45.2	48.2	49.8	50.6	53.6	40.9	43.9
3/2/2024	17:12	47.5	50.5		53.8	56.8	42.8	45.8
3/2/2024	17:17	47.2	50.2		53.2	56.2	42.5	45.5
3/2/2024	17:22	47.2	50.2		52.9	55.9	42.1	45.1
3/2/2024	17:27	45.5	48.5		50.5	53.5	39.3	42.3
3/2/2024	17:32	45.7	48.7		50.6	53.6	40.3	43.3
3/2/2024	17:37	47.3	50.3		53.0	56.0	41.4	44.4
3/2/2024	17:42	45.6	48.6	49.3	50.8	53.8	41.2	44.2
3/2/2024	17:47	48.7	51.7		54.6	57.6	42.6	45.6
3/2/2024	17:52	44.3	47.3		49.3	52.3	38.1	41.1
3/2/2024	17:57	44.6	47.6		50.6	53.6	38.7	41.7
3/2/2024	18:02	43.6	46.6		48.8	51.8	38.9	41.9
3/2/2024	18:07	43.7	46.7		47.9	50.9	39.6	42.6
3/2/2024	18:12	43.2	46.2	47.1	48.5	51.5	37.1	40.1
3/2/2024	18:17	44.9	47.9		50.8	53.8	39.3	42.3
3/2/2024	18:22	45.6	48.6		50.5	53.5	40.5	43.5
3/2/2024	18:27	42.9	45.9		47.3	50.3	37.5	40.5
3/2/2024	18:32	44.9	47.9		50.0	53.0	40.5	43.5
3/2/2024	18:37	44.8	47.8		49.6	52.6	40.1	43.1
3/2/2024	18:42	44.0	47.0	46.9	49.9	52.9	39.0	42.0
3/2/2024	18:47	43.6	46.6		48.8	51.8	38.1	41.1
3/2/2024	18:52	43.0	46.0		47.4	50.4	38.3	41.3
3/2/2024	18:57	42.7	45.7		47.3	50.3	36.8	39.8
			Mean	52.0				
			Maximum	55.6				
			Minimum	46.9				

Date	Start Time	Leq (5mins)	Leq (5mins)*	Leq (30mins)	L10 (5mins)	L10 (5mins)*	L90 (5mins)	L90 (5mins)*
4/2/2024	07:02	47.7	50.7		51.7	54.7	43.1	46.1
4/2/2024	07:07	45.1	48.1		48.8	51.8	41.1	44.1
4/2/2024	07:12	47.5	50.5	49.7	51.7	54.7	42.8	45.8
4/2/2024	07:17	45.4	48.4		50.0	53.0	40.5	43.5
4/2/2024	07:22	47.1	50.1		51.6	54.6	43.4	46.4
4/2/2024	07:27	47.0	50.0		51.3	54.3	43.1	46.1
4/2/2024	07:32	46.4	49.4		50.5	53.5	42.3	45.3
4/2/2024	07:37	44.2	47.2		48.7	51.7	39.4	42.4
4/2/2024	07:42	46.7	49.7	49.2	50.3	53.3	42.6	45.6
4/2/2024	07:47	46.1	49.1		50.0	53.0	42.0	45.0
4/2/2024	07:52	46.8	49.8		51.0	54.0	43.1	46.1
4/2/2024	07:57	46.4	49.4		50.6	53.6	41.9	44.9
4/2/2024	08:02	48.3	51.3		52.2	55.2	44.2	47.2
4/2/2024	08:07	46.6	49.6		51.3	54.3	42.0	45.0
4/2/2024	08:12	49.3	52.3	50.9	53.6	56.6	45.6	48.6
4/2/2024	08:17	48.7	51.7		53.3	56.3	44.5	47.5
4/2/2024	08:22	46.4	49.4		50.2	53.2	42.0	45.0
4/2/2024	08:27	47.2	50.2		51.2	54.2	43.1	46.1
4/2/2024	08:32	47.2	50.2		51.1	54.1	42.8	45.8
4/2/2024	08:37	49.8	52.8		53.4	56.4	46.0	49.0
4/2/2024	08:42	48.4	51.4	51.6	53.1	56.1	44.1	47.1
4/2/2024	08:47	47.7	50.7		52.4	55.4	42.7	45.7
4/2/2024	08:52	49.9	52.9		54.1	57.1	45.6	48.6
4/2/2024	08:57	47.8	50.8		51.7	54.7	43.9	46.9
4/2/2024	09:02	49.3	52.3		54.3	57.3	44.5	47.5
4/2/2024	09:07	46.1	49.1		50.8	53.8	41.2	44.2
4/2/2024	09:12	46.7	49.7	52.2	51.7	54.7	41.9	44.9
4/2/2024	09:17	50.8	53.8		55.5	58.5	46.1	49.1
4/2/2024	09:22	49.5	52.5		54.2	57.2	45.6	48.6
4/2/2024	09:27	50.5	53.5		54.8	57.8	46.2	49.2
4/2/2024	09:32	50.6	53.6		54.6	57.6	46.6	49.6
4/2/2024	09:37	50.2	53.2		54.9	57.9	46.3	49.3
4/2/2024	09:42	47.7	50.7	52.0	51.8	54.8	43.5	46.5
4/2/2024	09:47	47.5	50.5		52.4	55.4	42.8	45.8
4/2/2024	09:52	49.0	52.0		53.9	56.9	45.3	48.3
4/2/2024	09:57	48.3	51.3		52.1	55.1	44.2	47.2
4/2/2024	10:02	47.4	50.4		52.5	55.5	43.3	46.3
4/2/2024	10:07	50.0	53.0		54.2	57.2	45.1	48.1
4/2/2024	10:12	50.3	53.3	52.2	55.2	58.2	45.7	48.7
4/2/2024	10:17	48.4	51.4		53.4	56.4	44.4	47.4
4/2/2024	10:22	50.6	53.6		55.3	58.3	46.1	49.1
4/2/2024	10:27	47.5	50.5		52.7	55.7	43.6	46.6
4/2/2024	10:32	49.6	52.6		54.5	57.5	45.5	48.5
4/2/2024	10:37	51.0	54.0		54.9	57.9	46.1	49.1
4/2/2024	10:42	48.7	51.7	53.3	52.6	55.6	45.0	48.0
4/2/2024	10:47	49.9	52.9		54.6	57.6	44.8	47.8
4/2/2024	10:52	48.3	51.3		53.1	56.1	43.3	46.3
4/2/2024	10:57	52.6	55.6		57.1	60.1	47.7	50.7
4/2/2024	11:02	51.9	54.9		55.7	58.7	47.0	50.0
4/2/2024	11:07	52.1	55.1		56.4	59.4	47.2	50.2
4/2/2024	11:12	51.6	54.6	53.9	56.5	59.5	47.6	50.6
4/2/2024	11:17	48.1	51.1		51.8	54.8	43.8	46.8
4/2/2024	11:22	49.2	52.2		53.0	56.0	44.9	47.9
4/2/2024	11:27	51.1	54.1		54.9	57.9	46.1	49.1
4/2/2024	11:32	49.1	52.1		52.9	55.9	44.8	47.8
4/2/2024	11:37	49.5	52.5		54.8	57.8	44.2	47.2
4/2/2024	11:42	48.3	51.3	53.4	53.3	56.3	43.4	46.4
4/2/2024	11:47	50.2	53.2		54.8	57.8	45.7	48.7
4/2/2024	11:52	50.9	53.9		56.2	59.2	45.5	48.5
4/2/2024	11:57	52.7	55.7		58.1	61.1	48.4	51.4
4/2/2024	12:02	48.8	51.8		53.4	56.4	43.9	46.9
4/2/2024	12:07	51.7	54.7		56.3	59.3	47.0	50.0
4/2/2024	12:12	48.9	51.9	53.6	54.0	57.0	43.5	46.5
4/2/2024	12:17	51.6	54.6		55.6	58.6	47.0	50.0
4/2/2024	12:22	50.0	53.0		55.1	58.1	45.3	48.3
4/2/2024	12:27	51.6	54.6		56.9	59.9	46.7	49.7
4/2/2024	12:32	51.8	54.8		57.1	60.1	47.4	50.4
4/2/2024	12:37	51.6	54.6		57.0	60.0	46.5	49.5
4/2/2024	12:42	49.0	52.0	54.2	53.8	56.8	44.3	47.3
4/2/2024	12:47	53.2	56.2		58.4	61.4	48.9	51.9
4/2/2024	12:52	50.3	53.3		55.6	58.6	45.7	48.7
4/2/2024	12:57	49.8	52.8		54.0	57.0	45.0	48.0
4/2/2024	13:02	53.7	56.7		59.0	62.0	48.8	51.8
4/2/2024	13:07	51.8	54.8		56.3	59.3	46.7	49.7
4/2/2024	13:12	49.8	52.8	55.3	54.7	57.7	44.6	47.6
4/2/2024	13:17	51.7	54.7		56.9	59.9	46.4	49.4
4/2/2024	13:22	53.7	56.7		57.9	60.9	48.8	51.8
4/2/2024	13:27	51.6	54.6		55.9	58.9	46.7	49.7
4/2/2024	13:32	52.2	55.2		56.4	59.4	46.8	49.8
4/2/2024	13:37	52.7	55.7		57.6	60.6	48.5	51.5
4/2/2024	13:42	50.2	53.2	55.1	55.6	58.6	45.6	48.6
4/2/2024	13:47	53.5	56.5		58.2	61.2	48.1	51.1
4/2/2024	13:52	52.5	55.5		57.1	60.1	48.0	51.0
4/2/2024	13:57	50.5	53.5		55.2	58.2	46.6	49.6
4/2/2024	14:02	50.3	53.3		55.5	58.5	45.0	48.0
4/2/2024	14:07	51.2	54.2		56.6	59.6	47.2	50.2
4/2/2024	14:12	49.4	52.4	53.4	54.5	57.5	44.1	47.1
4/2/2024	14:17	50.1	53.1		54.6	57.6	46.1	49.1
4/2/2024	14:22	51.6	54.6		56.3	59.3	46.5	49.5
4/2/2024	14:27	49.3	52.3		54.6	57.6	44.0	47.0
4/2/2024	14:32	51.1	54.1		55.4	58.4	47.0	50.0
4/2/2024	14:37	52.1	55.1		56.3	59.3	47.3	50.3
4/2/2024	14:42	49.9	52.9	55.3	54.2	57.2	45.7	48.7
4/2/2024	14:47	52.7	55.7		58.3	61.3	48.0	51.0
4/2/2024	14:52	50.1	53.1		54.6	57.6	45.2	48.2
4/2/2024	14:57	55.4	58.4		60.1	63.1	50.9	53.9
4/2/2024	15:02	53.6	56.6		58.0	61.0	48.0	51.0
4/2/2024	15:07	55.3	58.3		59.9	62.9	51.0	54.0
4/2/2024	15:12	49.3	52.3	56.2	54.7	57.7	44.3	47.3
4/2/2024	15:17	53.0	56.0		58.6	61.6	47.4	50.4
4/2/2024	15:22	48.8	51.8		53.1	56.1	44.2	47.2
4/2/2024	15:27	55.1	58.1		60.5	63.5	50.5	53.5
4/2/2024	15:32	53.5	56.5		58.7	61.7	48.9	51.9
4/2/2024	15:37	49.0	52.0	53.1	54.5	57.5	44.1	47.1
4/2/2024	15:42	48.5	51.5		52.6	55.6	44.1	47.1
4/2/2024	15:47	48.5	51.5		53.7	56.7	42.7	45.7
4/2/2024	15:52	49.2	52.2		53.9	56.9	43.6	46.6
4/2/2024	15:57	49.5	52.5		53.8	56.8	44.4	47.4
4/2/2024	16:02	47.0	50.0		51.4	54.4	41.8	44.8
4/2/2024	16:07	48.0	51.0		53.4	56.4	43.1	46.1
4/2/2024	16:12	46.9	49.9	51.2	52.0	55.0	41.9	44.9
4/2/2024	16:17	48.0	51.0		53.1	56.1	43.8	46.8
4/2/2024	16:22	49.6	52.6		54.3	57.3	44.0	47.0
4/2/2024	16:27	48.9	51.9		54.7	57.7	43.7	46.7
4/2/2024	16:32	47.3	50.3		52.5	55.5	42.4	45.4
4/2/2024	16:37	49.8	52.8		54.4	57.4	43.9	46.9
4/2/2024	16:42	47.1	50.1	50.2	52.3	55.3	41.9	44.9
4/2/2024	16:47	45.6	48.6		50.3	53.3	40.3	43.3
4/2/2024	16:52	45.2	48.2		49.8	52.8	40.1	43.1
4/2/2024	16:57	46.7	49.7		51.3	54.3	40.4	43.4
4/2/2024	17:02	48.0	51.0		53.3	56.3	43.8	46.8
4/2/2024	17:07	45.2	48.2	49.3	49.8	52.8	39.6	42.6
4/2/2024	17:12	44.9	47.9		51.3	54.3	40.1	43.1
4/2/2024	17:17	44.9	47.9		50.4	53.4	40.5	43.5
4/2/2024	17:22	46.9	49.9		53.2	56.2	42.8	45.8
4/2/2024	17:27	47.0	50.0		52.2	55.2	42.0	45.0
4/2/2024	17:32	44.5	47.5		50.2	53.2	40.1	43.1
4/2/2024	17:37	48.5	51.5		54.3	57.3	43.4	46.4
4/2/2024	17:42	46.9	49.9	48.9	51.2	54.2	42.5	45.5
4/2/2024	17:47	45.1	48.1		50.1	53.1	40.0	43.0
4/2/2024	17:52	44.6	47.6		49.8	52.8	38.7	41.7
4/2/2024	17:57	44.0	47.0		48.1	51.1	38.4	41.4
4/2/2024	18:02	45.5	48.5		50.2	53.2	39.9	42.9
4/2/2024	18:07	42.5	45.5		48.5	51.5	38.4	41.4
4/2/2024	18:12	43.7	46.7	47.3	48.1	51.1	39.1	42.1
4/2/2024	18:17	43.4	46.4		48.7	51.7	39.3	42.3
4/2/2024	18:22	45.0	48.0		51.0	54.0	40.3	43.3
4/2/2024	18:27	44.9	47.9		49.6	52.6	38.9	41.9
4/2/2024	18:32	43.1	46.1		49.1	52.1	39.0	42.0
4/2/2024	18:37	44.5	47.5		50.4	53.4	38.4	41.4
4/2/2024	18:42	44.0	47.0	46.5	49.2	52.2	40.0	43.0
4/2/2024	18:47	41.8	44.8		46.3	49.3	36.8	39.8
4/2/2024

Station: SSNV_M6

Remark: *For Free Field measurement, +3 dB(A) was added to the measured results.

Date	Start Time	Leq (5mins)	Leq (5mins)*	Leq (30mins)	L10 (5mins)	L10 (5mins)*	L90 (5mins)	L90 (5mins)*
5/2/2024	07:02	46.6	49.6		51.4	54.4	42.5	45.5
5/2/2024	07:07	44.7	47.7		49.3	52.3	40.5	43.5
5/2/2024	07:12	45.0	48.0	48.8	49.5	52.5	40.2	43.2
5/2/2024	07:17	45.6	48.6		50.2	53.2	41.5	44.5
5/2/2024	07:22	46.3	49.3		51.1	54.1	41.6	44.6
5/2/2024	07:27	46.4	49.4		50.9	53.9	42.2	45.2
5/2/2024	07:32	44.9	47.9		49.5	52.5	40.1	43.1
5/2/2024	07:37	46.2	49.2		50.7	53.7	41.9	44.9
5/2/2024	07:42	44.7	47.7	50.4	49.0	52.0	40.1	43.1
5/2/2024	07:47	47.1	50.1		51.4	54.4	42.7	45.7
5/2/2024	07:52	49.2	52.2		53.3	56.3	45.3	48.3
5/2/2024	07:57	49.7	52.7		54.1	57.1	45.6	48.6
5/2/2024	08:02	47.3	50.3		51.8	54.8	43.7	46.7
5/2/2024	08:07	49.2	52.2		53.9	56.9	45.2	48.2
5/2/2024	08:12	46.7	49.7	50.6	50.9	53.9	42.5	45.5
5/2/2024	08:17	46.9	49.9		51.3	54.3	42.4	45.4
5/2/2024	08:22	47.9	50.9		51.9	54.9	44.3	47.3
5/2/2024	08:27	47.4	50.4		51.4	54.4	42.7	45.7
5/2/2024	08:32	46.9	49.9		51.4	54.4	42.4	45.4
5/2/2024	08:37	47.4	50.4		51.7	54.7	43.6	46.6
5/2/2024	08:42	47.8	50.8	50.2	52.8	55.8	43.7	46.7
5/2/2024	08:47	47.9	50.9		51.9	54.9	43.6	46.6
5/2/2024	08:52	46.5	49.5		50.6	53.6	42.3	45.3
5/2/2024	08:57	46.6	49.6		50.8	53.8	41.8	44.8
5/2/2024	09:02	46.8	49.8		51.2	54.2	42.9	45.9
5/2/2024	09:07	50.6	53.6		55.5	58.5	45.7	48.7
5/2/2024	09:12	48.2	51.2	51.8	52.2	55.2	43.6	46.6
5/2/2024	09:17	47.6	50.6		52.0	55.0	43.6	46.6
5/2/2024	09:22	47.3	50.3		51.4	54.4	42.8	45.8
5/2/2024	09:27	50.7	53.7		54.9	57.9	46.4	49.4
5/2/2024	09:32	47.9	50.9		52.0	55.0	43.6	46.6
5/2/2024	09:37	47.8	50.8		52.7	55.7	43.3	46.3
5/2/2024	09:42	47.7	50.7	52.0	52.4	55.4	43.2	46.2
5/2/2024	09:49	49.1	52.1		53.7	56.7	45.2	48.2
5/2/2024	09:54	49.9	52.9		54.9	57.9	45.0	48.0
5/2/2024	09:59	50.8	53.8		55.1	58.1	46.3	49.3
5/2/2024	10:04	48.8	51.8		52.8	55.8	43.8	46.8
5/2/2024	10:09	47.9	50.9		51.9	54.9	42.9	45.9
5/2/2024	10:14	51.0	54.0	52.9	55.2	58.2	46.0	49.0
5/2/2024	10:19	49.9	52.9		54.8	57.8	45.2	48.2
5/2/2024	10:24	52.2	55.2		55.9	58.9	47.4	50.4
5/2/2024	10:29	47.5	50.5		51.7	54.7	43.4	46.4
5/2/2024	10:34	51.7	54.7		56.7	59.7	46.5	49.5
5/2/2024	10:39	49.6	52.6		54.6	57.6	45.5	48.5
5/2/2024	10:44	48.0	51.0	53.3	52.9	55.9	43.6	46.6
5/2/2024	10:49	52.3	55.3		56.3	59.3	48.1	51.1
5/2/2024	10:54	47.9	50.9		52.0	55.0	44.2	47.2
5/2/2024	10:59	50.5	53.5		54.9	57.9	46.0	49.0
5/2/2024	11:04	48.9	51.9		53.4	56.4	44.7	47.7
5/2/2024	11:09	48.3	51.3		53.3	56.3	44.4	47.4
5/2/2024	11:14	48.3	51.3	53.2	52.1	55.1	44.4	47.4
5/2/2024	11:19	52.3	55.3		57.0	60.0	47.2	50.2
5/2/2024	11:24	49.0	52.0		53.7	56.7	44.3	47.3
5/2/2024	11:29	52.3	55.3		57.4	60.4	47.9	50.9
5/2/2024	11:34	52.7	55.7		57.5	60.5	48.1	51.1
5/2/2024	11:39	50.6	53.6		55.6	58.6	46.5	49.5
5/2/2024	11:44	49.3	52.3	54.0	54.5	57.5	44.2	47.2
5/2/2024	11:49	49.9	52.9		54.5	57.5	45.7	48.7
5/2/2024	11:54	49.8	52.8		54.5	57.5	44.6	47.6
5/2/2024	11:59	52.3	55.3		56.0	59.0	48.3	51.3
5/2/2024	12:04	51.6	54.6		56.2	59.2	47.6	50.6
5/2/2024	12:09	50.5	53.5		54.4	57.4	46.4	49.4
5/2/2024	12:14	50.8	53.8	53.9	55.8	58.8	45.5	48.5
5/2/2024	12:19	49.7	52.7		53.7	56.7	45.7	48.7
5/2/2024	12:24	50.1	53.1		54.3	57.3	45.0	48.0
5/2/2024	12:29	52.2	55.2		57.1	60.1	47.3	50.3
5/2/2024	12:34	51.7	54.7		55.9	58.9	46.3	49.3
5/2/2024	12:39	51.5	54.5		56.7	59.7	47.1	50.1
5/2/2024	12:44	51.2	54.2	54.7	55.6	58.6	46.6	49.6
5/2/2024	12:49	52.5	55.5		57.5	60.5	47.5	50.5
5/2/2024	12:54	49.6	52.6		54.7	57.7	45.6	48.6
5/2/2024	12:59	53.0	56.0		58.4	61.4	49.2	52.2
5/2/2024	13:04	51.8	54.8		56.9	59.9	46.6	49.6
5/2/2024	13:09	53.3	56.3		58.5	61.5	48.9	51.9
5/2/2024	13:14	51.4	54.4	55.2	56.5	59.5	46.7	49.7
5/2/2024	13:19	52.8	55.8		57.4	60.4	48.6	51.6
5/2/2024	13:24	49.4	52.4		54.6	57.6	44.9	47.9
5/2/2024	13:29	53.5	56.5		58.7	61.7	48.3	51.3
5/2/2024	13:34	51.2	54.2		55.7	58.7	46.2	49.2
5/2/2024	13:39	49.2	52.2		53.1	56.1	44.6	47.6
5/2/2024	13:44	49.5	52.5	53.4	54.5	57.5	44.8	47.8
5/2/2024	13:49	51.2	54.2		55.4	58.4	46.8	49.8
5/2/2024	13:54	51.0	54.0		55.2	58.2	46.6	49.6
5/2/2024	13:59	50.0	53.0		54.0	57.0	45.0	48.0
5/2/2024	14:04	51.7	54.7		55.7	58.7	47.0	50.0
5/2/2024	14:09	51.2	54.2		56.1	59.1	46.2	49.2
5/2/2024	14:14	49.3	52.3	54.6	54.5	57.5	44.0	47.0
5/2/2024	14:19	52.6	55.6		57.8	60.8	48.3	51.3
5/2/2024	14:24	50.8	53.8		56.1	59.1	46.9	49.9
5/2/2024	14:29	53.2	56.2		57.6	60.6	48.2	51.2
5/2/2024	14:34	52.5	55.5		57.7	60.7	48.1	51.1
5/2/2024	14:39	49.6	52.6	54.4	53.9	56.9	44.7	47.7
5/2/2024	14:44	51.7	54.7		56.3	59.3	47.3	50.3
5/2/2024	14:49	53.3	56.3		57.6	60.6	48.8	51.8
5/2/2024	14:54	49.5	52.5		53.7	56.7	45.2	48.2
5/2/2024	14:59	50.3	53.3		54.4	57.4	46.0	49.0
5/2/2024	15:04	50.7	53.7		56.4	59.4	45.0	48.0
5/2/2024	15:09	54.3	57.3		59.9	62.9	49.5	52.5
5/2/2024	15:14	50.9	53.9	54.4	55.7	58.7	46.5	49.5
5/2/2024	15:19	49.5	52.5		53.8	56.8	44.1	47.1
5/2/2024	15:24	51.4	54.4		55.5	58.5	45.9	48.9
5/2/2024	15:29	50.0	53.0		55.5	58.5	45.4	48.4
5/2/2024	15:34	50.1	53.1		54.9	57.9	44.4	47.4
5/2/2024	15:39	52.8	55.8		57.5	60.5	48.5	51.5
5/2/2024	15:44	50.4	53.4	55.0	56.0	59.0	45.0	48.0
5/2/2024	15:49	55.5	58.5		59.6	62.6	51.4	54.4
5/2/2024	15:54	49.7	52.7		54.4	57.4	45.3	48.3
5/2/2024	15:59	49.8	52.8		54.9	57.9	45.4	48.4
5/2/2024	16:04	48.7	51.7		54.5	57.5	42.8	45.8
5/2/2024	16:09	49.4	52.4		55.1	58.1	44.6	47.6
5/2/2024	16:14	48.2	51.2	51.7	53.8	56.8	42.9	45.9
5/2/2024	16:19	49.6	52.6		55.2	58.2	45.0	48.0
5/2/2024	16:24	49.0	52.0		54.6	57.6	43.9	46.9
5/2/2024	16:29	47.1	50.1		52.2	55.2	43.0	46.0
5/2/2024	16:34	46.4	49.4		51.8	54.8	40.9	43.9
5/2/2024	16:39	48.1	51.1		52.8	55.8	42.9	45.9
5/2/2024	16:44	48.2	51.2	50.9	52.5	55.5	43.5	46.5
5/2/2024	16:49	47.1	50.1		51.5	54.5	41.5	44.5
5/2/2024	16:54	49.0	52.0		53.3	56.3	43.5	46.5
5/2/2024	16:59	48.4	51.4		53.9	56.9	43.6	46.6
5/2/2024	17:04	46.5	49.5		51.4	54.4	42.1	45.1
5/2/2024	17:09	48.2	51.2		53.3	56.3	44.0	47.0
5/2/2024	17:14	48.0	51.0	49.7	52.6	55.6	41.9	44.9
5/2/2024	17:19	47.1	50.1		53.5	56.5	41.5	44.5
5/2/2024	17:24	44.9	47.9		50.3	53.3	39.4	42.4
5/2/2024	17:29	44.2	47.2		49.6	52.6	40.0	43.0
5/2/2024	17:34	46.6	49.6		51.9	54.9	41.6	44.6
5/2/2024	17:39	48.5	51.5		52.7	55.7	42.4	45.4
5/2/2024	17:44	46.1	49.1	50.0	51.7	54.7	39.9	42.9
5/2/2024	17:49	47.3	50.3		53.0	56.0	42.7	45.7
5/2/2024	17:54	47.9	50.9		54.2	57.2	43.7	46.7
5/2/2024	17:59	44.5	47.5		50.1	53.1	39.6	42.6
5/2/2024	18:04	43.1	46.1		49.2	52.2	38.4	41.4
5/2/2024	18:09	42.4	45.4		47.5	50.5	37.8	40.8
5/2/2024	18:14	43.6	46.6	46.4	48.5	51.5	39.0	42.0
5/2/2024	18:19	43.6	46.6		48.3	51.3	38.4	41.4
5/2/2024	18:24	44.0	47.0		48.8	51.8	38.4	41.4
5/2/2024	18:29	43.4	46.4		49.0	52.0	38.2	41.2
5/2/2024	18:34	45.4	48.4		50.1	53.1	39.9	42.9
5/2/2024	18:39	45.5	48.5		49.8	52.8	40.9	43.9
5/2/2024	18:44	42.5	45.5	46.7	47.7	50.7	37.2	40.2
5/2/2024	18:49	43.0	46.0		47.5	50.5	37.1	40.1
5/2/2024	18:54	42.7	45.7		47.6	50.6	36.9	39.9
5/2/2024	18:59	41.8	44.8		46.6	49.6	36.3	39.3
			Mean	52.0				
			Maximum	55.2				
			Minimum	46.4				

Date	Start Time	Leq (5mins)	Leq (5mins)*	Leq (30mins)	L10 (5mins)	L10 (5mins)*	L90 (5mins)	L90 (5mins)*
6/2/2024	07:04	47.0	50.0		51.3	54.3	42.4	45.4
6/2/2024	07:09	45.7	48.7		49.5	52.5	42.1	45.1
6/2/2024	07:14	44.2	47.2	48.4	48.9	51.9	40.0	43.0
6/2/2024	07:19	44.4	47.4		49.1	52.1	40.1	43.1
6/2/2024	07:24	46.1	49.1		50.3	53.3	41.5	44.5
6/2/2024	07:29	44.5	47.5		49.4	52.4	40.7	43.7
6/2/2024	07:34	46.1	49.1		49.9	52.9	42.5	45.5
6/2/2024	07:39	44.2	47.2		48.1	51.1	39.4	42.4
6/2/2024	07:44	47.5	50.5	49.8	51.6	54.6	43.4	46.4
6/2/2024	07:49	46.4	49.4		50.6	53.6	41.5	44.5
6/2/2024	07:54	45.8	48.8		50.5	53.5	41.8	44.8
6/2/2024	07:59	49.0	52.0		53.9	56.9	44.2	47.2
6/2/2024	08:04	48.4	51.4		52.4	55.4	44.2	47.2
6/2/2024	08:09	49.4	52.4		53.1	56.1	45.4	48.4
6/2/2024	08:14	46.5	49.5	50.7	51.1	54.1	41.9	44.9
6/2/2024	08:19	46.4	49.4		51.1	54.1	41.9	44.9
6/2/2024	08:24	47.7	50.7		51.5	54.5	43.6	46.6
6/2/2024	08:29	47.1	50.1		51.8	54.8	43.1	46.1
6/2/2024	08:34	47.4	50.4		52.1	55.1	43.0	46.0
6/2/2024	08:39	48.7	51.7		53.3	56.3	45.0	48.0
6/2/2024	08:44	46.7	49.7	50.9	50.9	53.9	42.5	45.5
6/2/2024	08:49	47.1	50.1		51.4	54.4	43.1	46.1
6/2/2024	08:54	47.6	50.6		52.0	55.0	43.5	46.5
6/2/2024	08:59	49.2	52.2		53.9	56.9	45.4	48.4
6/2/2024	09:04	48.5	51.5		52.9	55.9	44.6	47.6
6/2/2024	09:09	48.1	51.1		52.3	55.3	44.1	47.1
6/2/2024	09:14	46.5	49.5	51.8	51.2	54.2	42.1	45.1
6/2/2024	09:19	50.2	53.2		54.3	57.3	45.4	48.4
6/2/2024	09:24	48.8	51.8		52.7	55.7	44.9	47.9
6/2/2024	09:29	49.9	52.9		54.8	57.8	45.0	48.0
6/2/2024	09:34	47.6	50.6		52.2	55.2	42.9	45.9
6/2/2024	09:39	46.5	49.5		50.5	53.5	42.3	45.3
6/2/2024	09:44	46.4	49.4	50.0	51.4	54.4	41.8	44.8
6/2/2024	09:49	46.2	49.2		50.6	53.6	42.3	45.3
6/2/2024	09:54	46.4	49.4		50.4	53.4	42.1	45.1
6/2/2024	09:59	48.4	51.4		52.3	55.3	44.0	47.0
6/2/2024	10:04	47.9	50.9		52.2	55.2	42.7	45.7
6/2/2024	10:09	50.0	53.0		54.3	57.3	45.5	48.5
6/2/2024	10:14	49.4	52.4	52.7	53.4	56.4	45.3	48.3
6/2/2024	10:19	48.3	51.3		53.1	56.1	43.1	46.1
6/2/2024	10:24	52.2	55.2		55.9	58.9	47.5	50.5
6/2/2024	10:29	48.9	51.9		52.9	55.9	43.7	46.7
6/2/2024	10:34	51.3	54.3		55.1	58.1	47.3	50.3
6/2/2024	10:39	51.4	54.4		56.1	59.1	46.6	49.6
6/2/2024	10:44	49.4	52.4	53.7	54.2	57.2	45.5	48.5
6/2/2024	10:49	51.7	54.7		55.6	58.6	47.6	50.6
6/2/2024	10:54	47.3	50.3		51.7	54.7	42.3	45.3
6/2/2024	10:59	51.6	54.6		55.5	58.5	47.6	50.6
6/2/2024	11:04	49.2	52.2		53.2	56.2	45.4	48.4
6/2/2024	11:09	52.0	55.0		56.6	59.6	47.8	50.8
6/2/2024	11:14	48.5	51.5	53.0	53.2	56.2	43.7	46.7
6/2/2024	11:19	49.0	52.0		52.7	55.7	44.8	47.8
6/2/2024	11:24	51.8	54.8		56.0	59.0	47.9	50.9
6/2/2024	11:29	47.9	50.9		52.2	55.2	43.3	46.3
6/2/2024	11:34	52.9	55.9		56.7	59.7	48.5	51.5
6/2/2024	11:39	48.0	51.0		52.1	55.1	44.0	47.0
6/2/2024	11:44	48.0	51.0	54.0	51.8	54.8	44.0	47.0
6/2/2024	11:49	48.3	51.3		52.5	55.5	43.7	46.7
6/2/2024	11:54	52.6	55.6		56.4	59.4	48.5	51.5
6/2/2024	11:59	52.5	55.5		56.6	59.6	47.1	50.1
6/2/2024	12:04	52.1	55.1		56.7	59.7	47.9	50.9
6/2/2024	12:09	50.8	53.8		54.6	57.6	46.1	49.1
6/2/2024	12:14	51.9	54.9	54.2	56.1	59.1	47.7	50.7
6/2/2024	12:19	51.3	54.3		55.3	58.3	46.0	49.0
6/2/2024	12:24	50.8	53.8		55.3	58.3	46.9	49.9
6/2/2024	12:29	50.1	53.1		55.5	58.5	45.8	48.8
6/2/2024	12:34	50.0	53.0		54.0	57.0	45.5	48.5
6/2/2024	12:39	51.6	54.6		56.8	59.8	46.3	49.3
6/2/2024	12:44	49.9	52.9	53.8	54.4	57.4	45.7	48.7
6/2/2024	12:49	51.3	54.3		55.6	58.6	46.7	49.7
6/2/2024	12:54	50.0	53.0		54.1	57.1	46.0	49.0
6/2/2024	12:59	51.4	54.4		56.8	59.8	46.9	49.9
6/2/2024	13:04	50.7	53.7		54.6	57.6	45.3	48.3
6/2/2024	13:09	52.9	55.9		58.2	61.2	48.6	51.6
6/2/2024	13:14	53.5	56.5	55.4	58.8	61.8	48.7	51.7
6/2/2024	13:19	51.4	54.4		56.3	59.3	47.2	50.2
6/2/2024	13:24	51.5	54.5		56.4	59.4	47.0	50.0
6/2/2024	13:29	53.6	56.6		58.6	61.6	48.6	51.6
6/2/2024	13:34	53.6	56.6		57.8	60.8	48.2	51.2
6/2/2024	13:39	52.1	55.1		57.1	60.1	47.5	50.5
6/2/2024	13:44	52.2	55.2	56.2	57.1	60.1	48.0	51.0
6/2/2024	13:49	52.6	55.6		57.0	60.0	48.5	51.5
6/2/2024	13:54	53.1	56.1		57.0	60.0	48.0	51.0
6/2/2024	13:59	54.8	57.8		59.9	62.9	50.2	53.2
6/2/2024	14:04	54.3	57.3		59.5	62.5	49.2	52.2
6/2/2024	14:09	50.5	53.5		54.5	57.5	45.4	48.4
6/2/2024	14:14	50.4	53.4	55.2	55.5	58.5	46.3	49.3
6/2/2024	14:19	53.7	56.7		58.9	61.9	48.9	51.9
6/2/2024	14:24	50.4	53.4		54.7	57.7	45.3	48.3
6/2/2024	14:29	51.9	54.9		57.1	60.1	48.0	51.0
6/2/2024	14:34	54.7	57.7		59.5	62.5	50.2	53.2
6/2/2024	14:39	52.8	55.8		57.9	60.9	47.9	50.9
6/2/2024	14:44	54.1	57.1	57.2	59.2	62.2	50.1	53.1
6/2/2024	14:49	54.3	57.3		58.9	61.9	50.3	53.3
6/2/2024	14:54	54.0	57.0		58.8	61.8	50.0	53.0
6/2/2024	14:59	55.0	58.0		60.7	63.7	49.9	52.9
6/2/2024	15:04	54.1	57.1		59.6	62.6	48.7	51.7
6/2/2024	15:09	50.8	53.8		55.1	58.1	45.4	48.4
6/2/2024	15:14	50.1	53.1	55.7	55.0	58.0	45.7	48.7
6/2/2024	15:19	55.6	58.6		60.2	63.2	51.0	54.0
6/2/2024	15:24	50.7	53.7		54.9	57.9	46.0	49.0
6/2/2024	15:29	51.7	54.7		57.2	60.2	47.5	50.5
6/2/2024	15:34	49.1	52.1		53.3	56.3	44.7	47.7
6/2/2024	15:39	49.5	52.5	53.5	53.9	56.9	44.8	47.8
6/2/2024	15:44	50.2	53.2		55.6	58.6	45.5	48.5
6/2/2024	15:49	54.2	57.2		59.6	62.6	49.7	52.7
6/2/2024	15:54	47.7	50.7		53.4	56.4	42.8	45.8
6/2/2024	15:59	49.1	52.1		53.4	56.4	44.6	47.6
6/2/2024	16:04	49.7	52.7		54.2	57.2	44.4	47.4
6/2/2024	16:09	49.0	52.0		53.4	56.4	44.9	47.9
6/2/2024	16:14	49.6	52.6	51.9	55.3	58.3	44.1	47.1
6/2/2024	16:19	46.5	49.5		51.3	54.3	41.9	44.9
6/2/2024	16:24	48.7	51.7		53.6	56.6	44.4	47.4
6/2/2024	16:29	49.1	52.1		53.6	56.6	44.9	47.9
6/2/2024	16:34	48.9	51.9		53.4	56.4	43.5	46.5
6/2/2024	16:39	49.7	52.7		54.8	57.8	44.3	47.3
6/2/2024	16:44	49.7	52.7	51.2	54.0	57.0	45.2	48.2
6/2/2024	16:49	46.5	49.5		51.9	54.9	42.3	45.3
6/2/2024	16:54	47.2	50.2		52.3	55.3	42.2	45.2
6/2/2024	16:59	45.2	48.2		50.0	53.0	40.0	43.0
6/2/2024	17:04	48.4	51.4		52.8	55.8	42.1	45.1
6/2/2024	17:09	46.3	49.3	49.7	50.4	53.4	40.1	43.1
6/2/2024	17:14	45.4	48.4		49.6	52.6	39.1	42.1
6/2/2024	17:19	47.3	50.3		52.4	55.4	41.3	44.3
6/2/2024	17:24	45.9	48.9		51.4	54.4	40.8	43.8
6/2/2024	17:29	46.5	49.5		52.9	55.9	40.3	43.3
6/2/2024	17:34	48.1	51.1		54.5	57.5	42.0	45.0
6/2/2024	17:39	47.9	50.9		53.7	56.7	43.8	46.8
6/2/2024	17:44	48.1	51.1	49.7	52.3	55.3	43.0	46.0
6/2/2024	17:49	46.5	49.5		51.3	54.3	40.2	43.2
6/2/2024	17:54	42.5	45.5		47.6	50.6	36.4	39.4
6/2/2024	17:59	44.6	47.6		49.2	52.2	39.1	42.1
6/2/2024	18:04	44.0	47.0		50.1	53.1	39.9	42.9
6/2/2024	18:09	44.7	47.7		49.1	52.1	39.2	42.2
6/2/2024	18:14	44.1	47.1	47.3	49.1	52.1	38.8	41.8
6/2/2024	18:19	44.8	47.8		49.8	52.8	40.6	43.6
6/2/2024	18:24	43.6	46.6		48.7	51.7	39.4	42.4
6/2/2024	18:29	44.2	47.2		49.2	52.2	38.3	41.3
6/2/2024	18:34	44.5	47.5		49.4	52.4	39.7	42.7
6/2/2024	18:39	43.3	46.3		47.5	50.5	37.1	40.1
6/2/2024	18:44	44.4	47.4	46.4	49.7	52.7	39.7	42.7
6/2/2024	18:49	44.1	47.1		49.7	52.7	39.7	42.7
6/2/2024

Station: SSNV_M6

Remark: *For Free Field measurement, +3 dB(A) was added to the measured results.

Date	Start Time	Leq (5mins)	Leq (5mins)*	Leq (30mins)	L10 (5mins)	L10 (5mins)*	L90 (5mins)	L90 (5mins)*
7/2/2024	07:04	47.6	50.6		52.4	55.4	43.3	46.3
7/2/2024	07:09	46.6	49.6		50.8	53.8	42.1	45.1
7/2/2024	07:14	46.1	49.1	49.2	50.9	53.9	41.3	44.3
7/2/2024	07:19	45.8	48.8		50.0	53.0	41.8	44.8
7/2/2024	07:24	45.2	48.2		48.8	51.8	40.3	43.3
7/2/2024	07:29	45.7	48.7		50.5	53.5	41.4	44.4
7/2/2024	07:34	45.3	48.3		49.2	52.2	41.7	44.7
7/2/2024	07:39	45.5	48.5		49.6	52.6	41.1	44.1
7/2/2024	07:44	45.2	48.2	48.9	48.9	51.9	40.7	43.7
7/2/2024	07:49	44.4	47.4		48.6	51.6	39.6	42.6
7/2/2024	07:54	47.1	50.1		50.8	53.8	43.4	46.4
7/2/2024	07:59	47.3	50.3		52.0	55.0	43.4	46.4
7/2/2024	08:04	48.6	51.6		53.2	56.2	44.1	47.1
7/2/2024	08:09	48.4	51.4		52.9	55.9	44.5	47.5
7/2/2024	08:14	48.2	51.2	51.8	52.8	55.8	44.0	47.0
7/2/2024	08:19	49.7	52.7		53.5	56.5	45.8	48.8
7/2/2024	08:24	47.7	50.7		51.7	54.7	43.9	46.9
7/2/2024	08:29	49.8	52.8		54.3	57.3	46.1	49.1
7/2/2024	08:34	49.2	52.2		53.6	56.6	45.0	48.0
7/2/2024	08:39	47.7	50.7		52.3	55.3	43.3	46.3
7/2/2024	08:44	46.5	49.5	51.8	50.4	53.4	42.6	45.6
7/2/2024	08:49	48.9	51.9		52.8	55.8	44.2	47.2
7/2/2024	08:54	49.4	52.4		53.8	56.8	44.9	47.9
7/2/2024	08:59	50.0	53.0		54.8	57.0	45.8	48.8
7/2/2024	09:04	46.8	49.8		51.0	54.0	42.6	45.6
7/2/2024	09:09	49.7	52.7		54.7	57.7	45.1	48.1
7/2/2024	09:14	46.7	49.7	51.8	51.6	54.6	42.5	45.5
7/2/2024	09:19	48.4	51.4		53.2	56.2	44.3	47.3
7/2/2024	09:24	50.0	53.0		54.3	57.3	46.1	49.1
7/2/2024	09:29	49.7	52.7		53.6	56.6	45.1	48.1
7/2/2024	09:34	47.9	50.9		52.2	55.2	43.7	46.7
7/2/2024	09:39	47.8	50.8		51.8	54.8	43.8	46.8
7/2/2024	09:44	48.9	51.9	51.7	53.3	56.3	44.2	47.2
7/2/2024	09:49	48.9	51.9		53.3	56.3	44.1	47.1
7/2/2024	09:54	49.5	52.5		54.2	57.2	44.5	47.5
7/2/2024	09:59	49.2	52.2		54.1	57.1	44.1	47.1
7/2/2024	10:04	49.5	52.5		53.8	56.8	44.9	47.9
7/2/2024	10:09	47.6	50.6		52.8	55.8	43.6	46.6
7/2/2024	10:15	48.0	51.0		52.1	55.1	42.8	45.8
7/2/2024	10:20	51.7	54.7		56.0	59.0	47.1	50.1
7/2/2024	10:25	50.0	53.0		54.1	57.1	45.7	48.7
7/2/2024	10:30	48.0	51.0		51.7	54.7	42.9	45.9
7/2/2024	10:35	47.6	50.6		51.7	54.7	42.6	45.6
7/2/2024	10:40	50.5	53.5	52.3	54.9	57.9	45.6	48.6
7/2/2024	10:45	47.3	50.3		51.0	54.0	43.2	46.2
7/2/2024	10:50	52.2	55.2		56.6	59.6	47.3	50.3
7/2/2024	10:55	48.0	51.0		52.5	55.5	44.0	47.0
7/2/2024	11:00	51.5	54.5		55.3	58.3	47.1	50.1
7/2/2024	11:05	52.6	55.6		57.8	60.8	48.7	51.7
7/2/2024	11:10	50.0	53.0	54.4	54.4	57.4	45.1	48.1
7/2/2024	11:15	51.3	54.3		56.3	59.3	46.5	49.5
7/2/2024	11:20	49.4	52.4		53.6	56.6	44.1	47.1
7/2/2024	11:25	52.4	55.4		56.4	59.4	47.4	50.4
7/2/2024	11:30	49.0	52.0		53.2	56.2	43.7	46.7
7/2/2024	11:35	52.0	55.0		56.2	59.2	47.7	50.7
7/2/2024	11:40	48.6	51.6	53.1	53.9	56.9	43.3	46.3
7/2/2024	11:45	48.6	51.6		53.5	56.5	43.3	46.3
7/2/2024	11:50	51.7	54.7		56.0	59.0	46.5	49.5
7/2/2024	11:55	49.3	52.3		53.8	56.8	45.0	48.0
7/2/2024	12:00	50.9	53.9		55.2	58.2	46.7	49.7
7/2/2024	12:05	52.1	55.1		56.1	59.1	47.0	50.0
7/2/2024	12:10	50.9	53.9	54.6	55.0	58.0	45.8	48.8
7/2/2024	12:15	52.5	55.5		57.4	60.4	48.4	51.4
7/2/2024	12:20	49.7	52.7		54.6	57.6	45.2	48.2
7/2/2024	12:25	52.7	55.7		58.0	61.0	48.0	51.0
7/2/2024	12:30	51.2	54.2		56.3	59.3	47.4	50.4
7/2/2024	12:35	48.9	51.9		54.0	57.0	44.6	47.6
7/2/2024	12:40	48.8	51.8	53.8	52.6	55.6	44.0	47.0
7/2/2024	12:45	50.9	53.9		55.9	58.9	46.8	49.8
7/2/2024	12:50	52.4	55.4		57.8	60.8	47.6	50.6
7/2/2024	12:55	51.6	54.6		56.0	59.0	46.9	49.9
7/2/2024	13:00	50.8	53.8		55.0	58.0	45.7	48.7
7/2/2024	13:05	52.2	55.2		56.6	59.6	47.6	50.6
7/2/2024	13:10	52.0	55.0	54.2	56.8	59.8	47.9	50.9
7/2/2024	13:15	51.7	54.7		55.7	58.7	46.4	49.4
7/2/2024	13:20	50.5	53.5		55.2	58.2	45.2	48.2
7/2/2024	13:25	49.7	52.7		53.7	56.7	45.4	48.4
7/2/2024	13:30	51.9	54.9		56.8	59.8	47.4	50.4
7/2/2024	13:35	49.6	52.6		54.3	57.3	44.9	47.9
7/2/2024	13:40	53.5	56.5	54.3	58.3	61.3	48.2	51.2
7/2/2024	13:45	50.9	53.9		55.0	58.0	46.1	49.1
7/2/2024	13:50	50.1	53.1		54.3	57.3	44.7	47.7
7/2/2024	13:55	50.7	53.7		54.9	57.9	46.4	49.4
7/2/2024	14:00	51.8	54.8		56.1	59.1	47.1	50.1
7/2/2024	14:05	51.7	54.7		56.5	59.5	46.7	49.7
7/2/2024	14:10	52.0	55.0	54.4	56.6	59.6	47.6	50.6
7/2/2024	14:15	52.2	55.2		56.6	59.6	47.3	50.3
7/2/2024	14:20	50.6	53.6		55.4	58.4	45.6	48.6
7/2/2024	14:25	49.9	52.9		54.3	57.3	44.6	47.6
7/2/2024	14:30	54.5	57.5		58.8	61.8	49.8	52.8
7/2/2024	14:35	50.5	53.5		54.8	57.8	46.1	49.1
7/2/2024	14:40	49.1	52.1	54.4	54.2	57.2	45.1	48.1
7/2/2024	14:45	50.2	53.2		55.0	58.0	45.9	48.9
7/2/2024	14:50	51.0	54.0		55.8	58.8	45.8	48.8
7/2/2024	14:55	51.2	54.2		55.1	58.1	46.3	49.3
7/2/2024	15:00	53.8	56.8		58.3	61.3	48.5	51.5
7/2/2024	15:05	49.6	52.6		54.8	57.8	45.4	48.4
7/2/2024	15:10	50.7	53.7	56.4	55.0	58.0	45.5	48.5
7/2/2024	15:15	53.2	56.2		58.7	61.7	47.9	50.9
7/2/2024	15:20	54.4	57.4		59.4	62.4	50.0	53.0
7/2/2024	15:25	55.8	58.8		61.4	64.4	51.5	54.5
7/2/2024	15:30	48.5	51.5		53.6	56.6	43.9	46.9
7/2/2024	15:35	55.7	58.7		60.4	63.4	50.6	53.6
7/2/2024	15:40	50.1	53.1	55.8	55.7	58.7	45.9	48.9
7/2/2024	15:45	54.4	57.4		59.3	62.3	50.0	53.0
7/2/2024	15:50	53.5	56.5		58.8	61.8	49.4	52.4
7/2/2024	15:55	50.1	53.1		54.7	57.7	45.3	48.3
7/2/2024	16:00	48.7	51.7		53.2	56.2	43.5	46.5
7/2/2024	16:05	47.5	50.5		53.1	56.1	43.3	46.3
7/2/2024	16:10	47.4	50.4	51.2	51.7	54.7	41.9	44.9
7/2/2024	16:15	48.4	51.4		52.5	55.5	44.2	47.2
7/2/2024	16:20	49.0	52.0		53.7	56.7	43.6	46.6
7/2/2024	16:25	48.0	51.0		53.5	56.5	43.1	46.1
7/2/2024	16:30	48.3	51.3		52.5	55.5	43.1	46.1
7/2/2024	16:35	47.9	50.9		53.8	56.8	42.2	45.2
7/2/2024	16:40	48.6	51.6	51.1	53.4	56.4	42.9	45.9
7/2/2024	16:45	47.5	50.5		52.0	55.0	42.0	45.0
7/2/2024	16:50	48.9	51.9		54.3	57.3	43.9	46.9
7/2/2024	16:55	47.4	50.4		52.6	55.6	42.6	45.6
7/2/2024	17:00	45.5	48.5		50.2	53.2	41.1	44.1
7/2/2024	17:05	46.3	49.3	49.3	52.7	55.7	40.1	43.1
7/2/2024	17:10	48.5	51.5		53.1	56.1	44.4	47.4
7/2/2024	17:15	44.5	47.5		49.4	52.4	39.8	42.8
7/2/2024	17:20	44.7	47.7		50.0	53.0	39.4	42.4
7/2/2024	17:25	47.1	50.1		52.6	55.6	42.1	45.1
7/2/2024	17:30	45.1	48.1		49.2	52.2	40.0	43.0
7/2/2024	17:35	44.6	47.6		49.3	52.3	39.9	42.9
7/2/2024	17:40	45.2	48.2	49.1	50.6	53.6	39.7	42.7
7/2/2024	17:45	46.6	49.6		50.7	53.7	40.7	43.7
7/2/2024	17:50	44.6	47.6		50.8	53.8	40.2	43.2
7/2/2024	17:55	48.7	51.7		53.6	56.6	42.6	45.6
7/2/2024	18:00	42.2	45.2		46.6	49.6	36.8	39.8
7/2/2024	18:05	43.6	46.6		48.3	51.3	37.9	40.9
7/2/2024	18:10	45.1	48.1	46.5	50.1	53.1	39.2	42.2
7/2/2024	18:15	42.8	45.8		47.5	50.5	36.8	39.8
7/2/2024	18:20	43.4	46.4		48.5	51.5	39.1	42.1
7/2/2024	18:25	43.5	46.5		47.7	50.7	38.1	41.1
7/2/2024	18:30	45.0	48.0		51.0	54.0	40.0	43.0
7/2/2024	18:35	45.6	48.6		50.4	53.4	40.7	43.7
7/2/2024	18:40	42.2	45.2	47.4	46.8	49.8	36.5	39.5
7/2/2024	18:45	44.7	47.7		49.0	52.0	39.9	42.9
7/2/2024	18:50	42.2	45.2		46.6	49.6	37.3	40.3
7/2/2024	18:55	45.4	48.4		51.3	54.3	40.1	43.1
			Mean	52.1				
			Maximum	56.4				
			Minimum	46.5				

Date	Start Time	Leq (5mins)	Leq (5mins)*	Leq (30mins)	L10 (5mins)	L10 (5mins)*	L90 (5mins)	L90 (5mins)*
8/2/2024	07:00	46.3	49.3		49.9	52.9	42.7	45.7
8/2/2024	07:05	45.3	48.3		49.4	52.4	40.4	43.4
8/2/2024	07:10	46.7	49.7	48.6	50.5	53.5	42.5	45.5
8/2/2024	07:15	45.5	48.5		49.2	52.2	41.3	44.3
8/2/2024	07:20	44.8	47.8		49.6	52.6	40.1	43.1
8/2/2024	07:25	44.6	47.6		48.3	51.3	40.6	43.6
8/2/2024	07:30	46.3	49.3		50.8	53.8	42.0	45.0
8/2/2024	07:35	47.1	50.1		50.9	53.9	42.8	45.8
8/2/2024	07:40	47.6	50.6	49.5	51.3	54.3	42.8	45.8
8/2/2024	07:45	46.1	49.1		50.2	53.2	41.6	44.6
8/2/2024	07:50	44.7	47.7		48.9	51.9	40.5	43.5
8/2/2024	07:55	46.7	49.7		50.8	53.8	42.3	45.3
8/2/2024	08:00	47.9	50.9		52.1	55.1	43.6	46.6
8/2/2024	08:05	46.8	49.8		51.3	54.3	42.1	45.1
8/2/2024	08:10	47.5	50.5	51.0	51.7	54.7	43.0	46.0
8/2/2024	08:15	46.6	49.6		51.2	54.2	42.8	45.8
8/2/2024	08:20	49.7	52.7		54.3	57.3	45.3	48.3
8/2/2024	08:25	48.6	51.6		52.2	55.2	44.4	47.4
8/2/2024	08:30	47.0	50.0		50.8	53.8	42.4	45.4
8/2/2024	08:35	47.9	50.9		52.6	55.6	43.7	46.7
8/2/2024	08:40	49.5	52.5	51.5	53.1	56.1	45.2	48.2
8/2/2024	08:45	48.7	51.7		53.4	56.4	45.0	48.0
8/2/2024	08:50	48.9	51.9		52.6	55.6	44.7	47.7
8/2/2024	08:55	48.8	51.8		53.1	56.1	44.8	47.8
8/2/2024	09:00	48.0	51.0		53.0	56.0	43.1	46.1
8/2/2024	09:05	48.8	51.8		53.6	56.6	43.8	46.8
8/2/2024	09:10	49.3	52.3	51.7	54.2	57.2	45.1	48.1
8/2/2024	09:15	48.8	51.8		52.7	55.7	44.4	47.4
8/2/2024	09:20	46.1	49.1		50.0	53.0	41.1	44.1
8/2/2024	09:25	50.0	53.0		54.7	57.7	46.0	49.0
8/2/2024	09:30	48.1	51.1		52.8	55.8	43.7	46.7
8/2/2024	09:35	47.5	50.5		52.0	55.0	43.4	46.4
8/2/2024	09:40	49.9	52.9	51.8	54.1	57.1	45.2	48.2
8/2/2024	09:45	49.9	52.9		54.3	57.3	45.5	48.5
8/2/2024	09:50	47.0	50.0		50.9	53.9	42.2	45.2
8/2/2024	09:55	49.4	52.4		53.7	56.7	44.7	47.7
8/2/2024	10:00	51.8	54.8		55.9	58.9	47.7	50.7
8/2/2024	10:05	51.8	54.8		56.7	59.7	48.1	51.1
8/2/2024	10:10	51.3	54.3	53.8	55.1	58.1	46.3	49.3
8/2/2024	10:15	47.7	50.7		52.6	55.6	43.1	46.1
8/2/2024	10:20	51.5	54.5		55.6	58.6	47.6	50.6
8/2/2024	10:25	49.1	52.1		54.2	57.2	44.4	47.4
8/2/2024	10:30	49.9	52.9		54.9	57.9	45.6	48.6
8/2/2024	10:35	52.3	55.3		57.0	60.0	48.3	51.3
8/2/2024	10:40	51.9	54.9	54.1	57.0	60.0	47.8	50.8
8/2/2024	10:45	51.9	54.9		57.0	60.0	47.3	50.3
8/2/2024	10:50	48.5	51.5		52.8	55.8	44.0	47.0
8/2/2024	10:55	51.1	54.1		56.1	59.1	46.4	49.4
8/2/2024	11:00	49.3	52.3		53.7	56.7	44.8	47.8
8/2/2024	11:05	50.8	53.8		55.6	58.6	45.7	48.7
8/2/2024	11:10	50.7	53.7	53.9	55.1	58.1	46.0	49.0
8/2/2024	11:15	51.8	54.8		55.7	58.7	47.2	50.2
8/2/2024	11:20	50.2	53.2		54.3	57.3	45.6	48.6
8/2/2024	11:25	52.1	55.1		56.5	59.5	47.4	50.4
8/2/2024	11:30	51.0	54.0		54.8	57.8	46.4	49.4
8/2/2024	11:35	51.9	54.9		57.0	60.0	47.7	50.7
8/2/2024	11:40	50.5	53.5	54.2	54.3	57.3	46.6	49.6
8/2/2024	11:45	51.1	54.1		55.6	58.6	46.3	49.3
8/2/2024	11:50	52.1	55.1		56.2	59.2	47.1	50.1
8/2/2024	11:55	50.6	53.6		55.0	58.0	46.8	49.8
8/2/2024	12:00	49.6	52.6		54.0	57.0	44.6	47.6
8/2/2024	12:05	48.9	51.9		53.0	56.0	43.7	46.7
8/2/2024	12:10	49.3	52.3	52.4	53.3	56.3	44.4	47.4
8/2/2024	12:15	49.6	52.6		54.9	57.9	44.9	47.9
8/2/2024	12:20	49.1	52.1		54.4	57.4	44.8	47.8
8/2/2024	12:25	49.9	52.9		54.4	57.4	45.5	48.5
8/2/2024	12:30	51.8	54.8		57.1	60.1	46.8	49.8
8/2/2024	12:35	48.7	51.7		53.7	56.7	44.0	47.0
8/2/2024	12:40	50.6	53.6	53.7	55.4	58.4	46.1	49.1
8/2/2024	12:45	50.0	53.0		55.0	58.0	45.0	48.0
8/2/2024	12:50	50.8	53.8		55.4	58.4	45.9	48.9
8/2/2024	12:55	51.4	54.4		55.7	58.7	46.3	49.3
8/2/2024	13:00	52.0	55.0		56.0	59.0	46.7	49.7
8/2/2024	13:05	51.6	54.6	54.0	56.0	59.0	46.4	49.4
8/2/2024	13:10	50.9	53.9		56.2	59.2	46.4	49.4
8/2/2024	13:15	51.4	54.4		55.4	58.4	47.3	50.3
8/2/2024	13:20	50.4	53.4		54.8	57.8	45.0	48.0
8/2/2024	13:25	49.4	52.4		53.6	56.6	44.3	47.3
8/2/2024	13:30	49.4	52.4		53.4	56.4	45.1	48.1
8/2/2024	13:35	53.7	56.7		58.1	61.1	49.4	52.4
8/2/2024	13:40	49.6	52.6	54.5	54.8	57.8	44.3	47.3
8/2/2024	13:45	50.1	53.1		55.2	58.2	45.8	48.8
8/2/2024	13:50	53.7	56.7		58.2	61.2	48.6	51.6
8/2/2024	13:55	49.7	52.7		53.7	56.7	45.3	48.3
8/2/2024	14:00	49.8	52.8		54.4	57.4	44.7	47.7
8/2/2024	14:05	50.9	53.9		55.8	58.8	45.9	48.9
8/2/2024	14:10	53.7	56.7	54.0	58.3	61.3	49.6	52.6
8/2/2024	14:15	49.5	52.5		54.9	57.9	44.5	47.5
8/2/2024	14:20	51.1	54.1		55.1	58.1	46.2	49.2
8/2/2024	14:25	49.3	52.3		53.3	56.3	43.9	46.9
8/2/2024	14:30	54.6	57.6		58.8	61.8	50.1	53.1
8/2/2024	14:35	53.1	56.1		58.1	61.1	48.4	51.4
8/2/2024	14:40	53.3	56.3	56.0	57.6	60.6	48.2	51.2
8/2/2024	14:45	53.1	56.1		58.1	61.1	48.9	51.9
8/2/2024	14:50	49.4	52.4		53.8	56.8	44.1	47.1
8/2/2024	14:55	52.8	55.8		57.0	60.0	48.7	51.7
8/2/2024	15:00	55.5	58.5		59.9	62.9	49.8	52.8
8/2/2024	15:05	49.0	52.0	55.4	53.6	56.6	44.5	47.5
8/2/2024	15:10	50.6	53.6		55.7	58.7	45.7	48.7
8/2/2024	15:15	51.9	54.9		57.3	60.3	47.5	50.5
8/2/2024	15:20	54.1	57.1		59.6	62.6	48.4	51.4
8/2/2024	15:25	49.0	52.0		54.4	57.4	43.9	46.9
8/2/2024	15:30	51.7	54.7		56.8	59.8	47.3	50.3
8/2/2024	15:35	49.6	52.6	56.3	53.8	56.8	44.1	47.1
8/2/2024	15:40	54.9	57.9		59.7	62.7	50.0	53.0
8/2/2024	15:45	55.8	58.8		61.5	64.5	51.4	54.4
8/2/2024	15:50	54.9	57.9		59.0	62.0	50.7	53.7
8/2/2024	15:55	46.5	49.5		52.3	55.3	41.8	44.8
8/2/2024	16:00	47.7	50.7		52.5	55.5	42.9	45.9
8/2/2024	16:05	48.5	51.5		53.8	56.8	44.0	47.0
8/2/2024	16:10	48.4	51.4	51.3	52.9	55.9	42.7	45.7
8/2/2024	16:15	47.6	50.6		53.4	56.4	42.9	45.9
8/2/2024	16:20	48.6	51.6		53.8	56.8	44.1	47.1
8/2/2024	16:25	49.1	52.1		54.6	57.6	44.9	47.9
8/2/2024	16:30	48.9	49.9		52.5	55.5	41.6	44.6
8/2/2024	16:35	47.3	50.3		51.7	54.7	42.6	45.6
8/2/2024	16:40	46.4	49.4	50.4	51.7	54.7	41.4	44.4
8/2/2024	16:45	48.8	51.8		54.3	57.3	43.0	46.0
8/2/2024	16:50	47.2	50.2		52.6	55.6	42.5	45.5
8/2/2024	16:55	47.6	50.6		51.7	54.7	41.5	44.5
8/2/2024	17:00	47.9	50.9		53.6	56.6	43.0	46.0
8/2/2024	17:05	47.4	50.4	50.3	52.5	55.5	41.3	44.3
8/2/2024	17:10	47.4	50.4		53.6	56.6	42.8	45.8
8/2/2024	17:15	48.3	51.3		53.4	56.4	43.1	46.1
8/2/2024	17:20	47.5	50.5		51.9	54.9	42.4	45.4
8/2/2024	17:25	44.7	47.7		49.1	52.1	39.6	42.6
8/2/2024	17:30	47.7	50.7		53.9	56.9	42.4	45.4
8/2/2024	17:35	46.2	49.2		50.9	53.9	41.2	44.2
8/2/2024	17:40	46.8	49.8	49.1	52.2	55.2	41.7	44.7
8/2/2024	17:45	45.4	48.4		49.7	52.7	41.0	44.0
8/2/2024	17:50	44.7	47.7		50.8	53.8	40.6	43.6
8/2/2024	17:55	45.0	48.0		50.1	53.1	40.8	43.8
8/2/2024	18:00	42.4	45.4		48.4	51.4	36.9	39.9
8/2/2024	18:05	42.7	45.7		46.8	49.8	37.5	40.5
8/2/2024	18:10	44.9	47.9	47.2	49.0	52.0	38.7	41.7
8/2/2024	18:15	45.2	48.2		50.8	53.8	40.6	43.6
8/2/2024	18:20	45.1	48.1		49.7	52.7	39.1	42.1
8/2/2024	18:25	43.8	46.8		49.6	52.6	37.9	40.9
8/2/2024	18:30	44.3	47.3		48.8	51.8	38.8	41.8
8/2/2024	18:35	43.1	46.1		49.2	52.2	37.1	40.1
8/2/2024	18:40	45.6	48.6	47.5	49.8	52.8	40.7	43.7
8/2/2024	18:45	45.4	48.4		51.6	54.6	40.8	43.8
8/2/2024	18:50	44.7	47.7		49.2	52.2	40.3	43.3
8

Station: SSNV_M6

Remark: *For Free Field measurement, +3 dB(A) was added to the measured results.

Date	Start Time	Leq (5mins)	Leq (5mins)*	Leq (30mins)	L10 (5mins)	L10 (5mins)*	L90 (5mins)	L90 (5mins)*
9/2/2024	7:00	45.0	48.0		48.6	51.6	40.6	43.6
9/2/2024	7:05	46.6	49.6		51.5	54.5	42.8	45.8
9/2/2024	7:10	44.3	47.3	49.4	48.9	51.9	39.9	42.9
9/2/2024	7:15	47.1	50.1		51.6	54.6	43.1	46.1
9/2/2024	7:20	47.0	50.0		51.7	54.7	42.6	45.6
9/2/2024	7:25	47.4	50.4		52.2	55.2	43.2	46.2
9/2/2024	7:30	45.3	48.3		49.5	52.5	41.6	44.6
9/2/2024	7:35	46.2	49.2		50.8	53.8	41.3	44.3
9/2/2024	7:40	46.4	49.4	49.6	51.1	54.1	42.0	45.0
9/2/2024	7:45	46.1	49.1		49.9	52.9	41.6	44.6
9/2/2024	7:50	45.2	48.2		49.3	52.3	41.6	44.6
9/2/2024	7:55	49.1	52.1		53.7	56.7	45.1	48.1
9/2/2024	8:00	47.5	50.5		52.0	55.0	43.2	46.2
9/2/2024	8:05	46.8	49.8		50.4	53.4	42.6	45.6
9/2/2024	8:10	48.8	51.8	50.7	53.1	56.1	44.7	47.7
9/2/2024	8:15	49.1	52.1		53.7	56.7	44.9	47.9
9/2/2024	8:20	46.5	49.5		50.1	53.1	42.8	45.8
9/2/2024	8:25	46.4	49.4		50.7	53.7	42.2	45.2
9/2/2024	8:30	48.4	51.4		53.1	56.1	43.7	46.7
9/2/2024	8:35	47.3	50.3		51.8	54.8	43.7	46.7
9/2/2024	8:40	49.0	52.0	51.1	53.0	56.0	44.5	47.5
9/2/2024	8:45	48.9	51.9		53.0	56.0	44.9	47.9
9/2/2024	8:50	46.8	49.8		50.6	53.6	42.4	45.4
9/2/2024	8:55	47.8	50.8		51.7	54.7	43.5	46.5
9/2/2024	9:00	49.7	52.7		54.5	57.5	45.8	48.8
9/2/2024	9:05	49.1	52.1		53.0	56.0	44.6	47.6
9/2/2024	9:10	48.0	51.0		52.7	55.7	44.1	47.1
9/2/2024	9:15	46.9	49.9		50.8	53.8	42.1	45.1
			Mean	50.2				
			Maximum	51.1				
			Minimum	49.4				

Summary of Noise Monitoring Results during 07:00 - 19:00 at SSNV_M6	
	Leq (30mins)
Mean	52.0
Maximum	57.2
Minimum	46.3

Note:

1. The Leq (5mins) values within the time slots that do not have six consecutive Leq (5mins) values are not included in calculation of Leq (30mins).

2. Short periods of data gaps in tables are due to suspension of monitoring during replacement of batteries for the sound level meter.

Appendix 3-38 Baseline Noise Monitoring Data – 19:00 - 23:00 at SSNV_M6

Station: SSNV_M6

Remark: *For Free Field measurement, +3 dB(A) was added to the measured results.

Date	Start Time	Leq (5mins)	Leq (5mins)*	Leq (15mins)	Leq (30mins)	L10 (5mins)	L10 (5mins)*	L90 (5mins)	L90 (5mins)*
26/1/2024	19:03	42.7	45.7			47.8	50.8	37.5	40.5
26/1/2024	19:08	44.3	47.3	46.7		49.3	52.3	40.3	43.3
26/1/2024	19:13	43.9	46.9		46.6	49.8	52.8	38.1	41.1
26/1/2024	19:18	44.4	47.4			49.7	52.7	39.3	42.3
26/1/2024	19:23	42.6	45.6	46.6		47.8	50.8	38.0	41.0
26/1/2024	19:28	43.5	46.5			49.2	52.2	39.3	42.3
26/1/2024	19:33	42.1	45.1			46.9	49.9	36.7	39.7
26/1/2024	19:38	41.5	44.5	45.6		46.4	49.4	35.8	38.8
26/1/2024	19:43	43.9	46.9		45.6	49.0	52.0	38.3	41.3
26/1/2024	19:48	42.4	45.4			47.6	50.6	37.6	40.6
26/1/2024	19:53	42.1	45.1	45.6		46.7	49.7	37.7	40.7
26/1/2024	19:58	43.1	46.1			47.2	50.2	37.4	40.4
26/1/2024	20:03	42.3	45.3			46.4	49.4	38.6	41.6
26/1/2024	20:08	40.9	43.9	44.7		45.8	48.8	36.0	39.0
26/1/2024	20:13	41.9	44.9		45.1	45.8	48.8	36.7	39.7
26/1/2024	20:18	42.7	45.7			46.6	49.6	38.2	41.2
26/1/2024	20:23	41.9	44.9	45.4		46.3	49.3	37.5	40.5
26/1/2024	20:28	42.5	45.5			47.1	50.1	37.9	40.9
26/1/2024	20:33	42.3	45.3			46.2	49.2	38.2	41.2
26/1/2024	20:38	41.4	44.4	44.6		45.9	48.9	37.7	40.7
26/1/2024	20:43	41.1	44.1		45.1	45.4	48.4	37.1	40.1
26/1/2024	20:48	41.9	44.9			46.6	49.6	38.0	41.0
26/1/2024	20:53	43.3	46.3	45.4		47.6	50.6	38.1	41.1
26/1/2024	20:58	42.0	45.0			46.1	49.1	37.6	40.6
26/1/2024	21:03	40.0	43.0			44.0	47.0	35.7	38.7
26/1/2024	21:08	42.3	45.3	44.0		46.3	49.3	38.5	41.5
26/1/2024	21:13	40.5	43.5		44.2	43.9	46.9	35.8	38.8
26/1/2024	21:18	40.9	43.9			44.3	47.3	36.3	39.3
26/1/2024	21:23	41.0	44.0	44.3		44.8	47.8	37.6	40.6
26/1/2024	21:28	41.8	44.8			45.6	48.6	37.9	40.9
26/1/2024	21:33	41.9	44.9			45.1	48.1	38.1	41.1
26/1/2024	21:38	41.2	44.2	44.5		45.4	48.4	36.8	39.8
26/1/2024	21:43	41.3	44.3		44.3	44.9	47.9	37.1	40.1
26/1/2024	21:48	42.1	45.1			46.5	49.5	37.4	40.4
26/1/2024	21:53	41.1	44.1	44.2		45.8	48.8	37.4	40.4
26/1/2024	21:58	40.1	43.1			43.4	46.4	35.8	38.8
26/1/2024	22:03	39.8	42.8			43.4	46.4	36.0	39.0
26/1/2024	22:08	40.7	43.7	43.6		44.2	47.2	36.7	39.7
26/1/2024	22:13	41.1	44.1		43.5	44.3	47.3	37.4	40.4
26/1/2024	22:18	40.0	43.0			44.3	47.3	36.5	39.5
26/1/2024	22:23	41.1	44.1	43.5		44.2	47.2	36.8	39.8
26/1/2024	22:28	40.3	43.3			44.4	47.4	36.0	39.0
26/1/2024	22:33	40.4	43.4			43.5	46.5	36.4	39.4
26/1/2024	22:38	41.1	44.1	43.9		45.2	48.2	36.7	39.7
26/1/2024	22:43	41.2	44.2		43.6	45.5	48.5	37.8	40.8
26/1/2024	22:48	40.1	43.1			43.2	46.2	36.4	39.4
26/1/2024	22:53	40.3	43.3	43.3		43.9	46.9	36.6	39.6
26/1/2024	22:58	40.6	43.6			43.7	46.7	37.2	40.2
			Mean	44.7	44.7				
			Maximum	46.7	46.6				
			Minimum	43.3	43.5				

Date	Start Time	Leq (5mins)	Leq (5mins)*	Leq (15mins)	Leq (30mins)	L10 (5mins)	L10 (5mins)*	L90 (5mins)	L90 (5mins)*
27/1/2024	19:03	44.1	47.1			48.1	51.1	38.5	41.5
27/1/2024	19:08	41.6	44.6	45.7		47.4	50.4	37.4	40.4
27/1/2024	19:13	42.1	45.1		45.8	47.5	50.5	37.3	40.3
27/1/2024	19:18	42.4	45.4			46.8	49.8	37.7	40.7
27/1/2024	19:23	42.0	45.0	45.8		47.8	50.8	36.6	39.6
27/1/2024	19:28	43.9	46.9			48.8	51.8	40.0	43.0
27/1/2024	19:33	41.7	44.7			46.4	49.4	36.8	39.8
27/1/2024	19:38	43.4	46.4	46.1		48.5	51.5	39.2	42.2
27/1/2024	19:43	43.9	46.9		46.2	49.7	52.7	38.3	41.3
27/1/2024	19:48	44.1	47.1			48.1	51.1	39.7	42.7
27/1/2024	19:53	42.1	45.1	46.2		46.6	49.6	37.8	40.8
27/1/2024	19:58	43.2	46.2			48.2	51.2	38.4	41.4
27/1/2024	20:03	41.7	44.7			46.6	49.6	36.9	39.9
27/1/2024	20:08	43.3	46.3	45.8		48.2	51.2	38.4	41.4
27/1/2024	20:13	43.2	46.2		45.6	48.2	51.2	38.9	41.9
27/1/2024	20:18	41.4	44.4			45.8	48.8	37.6	40.6
27/1/2024	20:23	43.3	46.3	45.4		47.9	50.9	39.5	42.5
27/1/2024	20:28	42.4	45.4			46.4	49.4	38.1	41.1
27/1/2024	20:33	41.6	44.6			46.0	49.0	37.4	40.4
27/1/2024	20:38	42.0	45.0	44.9		46.0	49.0	37.3	40.3
27/1/2024	20:43	42.0	45.0		45.1	46.0	49.0	37.8	40.8
27/1/2024	20:48	41.7	44.7			46.0	49.0	36.6	39.6
27/1/2024	20:53	43.0	46.0	45.3		46.6	49.6	38.7	41.7
27/1/2024	20:58	42.2	45.2			45.9	48.9	38.1	41.1
27/1/2024	21:03	39.8	42.8			44.5	47.5	36.6	39.6
27/1/2024	21:08	40.3	43.3	43.3		44.1	47.1	36.1	39.1
27/1/2024	21:13	40.8	43.8		43.6	45.0	48.0	37.5	40.5
27/1/2024	21:18	39.8	42.8			44.2	47.2	35.0	38.0
27/1/2024	21:23	41.4	44.4	43.9		45.6	48.6	36.8	39.8
27/1/2024	21:28	41.3	44.3			44.9	47.9	36.9	39.9
27/1/2024	21:33	41.3	44.3			45.0	48.0	37.2	40.2
27/1/2024	21:38	40.4	43.4	43.5		43.8	46.8	35.9	38.9
27/1/2024	21:43	39.8	42.8		43.7	44.0	47.0	36.3	39.3
27/1/2024	21:48	41.0	44.0			44.8	47.8	36.8	39.8
27/1/2024	21:53	40.6	43.6	43.8		44.2	47.2	36.2	39.2
27/1/2024	21:58	40.8	43.8			45.0	48.0	37.3	40.3
27/1/2024	22:03	40.1	43.1			44.4	47.4	36.6	39.6
27/1/2024	22:08	40.1	43.1	43.1		43.2	46.2	37.0	40.0
27/1/2024	22:13	40.1	43.1		43.2	43.3	46.3	36.6	39.6
27/1/2024	22:18	40.7	43.7			44.7	47.7	36.7	39.7
27/1/2024	22:23	40.0	43.0	43.2		44.1	47.1	36.1	39.1
27/1/2024	22:28	40.0	43.0			43.3	46.3	36.2	39.2
27/1/2024	22:33	41.2	44.2			44.6	47.6	38.1	41.1
27/1/2024	22:38	41.0	44.0	44.2		45.4	48.4	36.6	39.6
27/1/2024	22:43	41.3	44.3		43.8	45.5	48.5	37.4	40.4
27/1/2024	22:48	41.0	44.0			44.7	47.7	37.9	40.9
27/1/2024	22:53	39.9	42.9	43.4		43.3	46.3	37.0	40.0
27/1/2024	22:58	40.3	43.3			43.5	46.5	36.4	39.4
			Mean	44.6	44.6				
			Maximum	46.2	46.2				
			Minimum	43.1	43.2				

Station: SSNV_M6

Remark: *For Free Field measurement, +3 dB(A) was added to the measured results.

Date	Start Time	Leq (5mins)	Leq (5mins)*	Leq (15mins)	Leq (30mins)	L10 (5mins)	L10 (5mins)*	L90 (5mins)	L90 (5mins)*
28/1/2024	19:02	41.7	44.7	45.7	46.0	46.5	49.5	35.9	38.9
28/1/2024	19:07	41.7	44.7			45.6	48.6	37.5	40.5
28/1/2024	19:12	44.3	47.3			49.9	52.9	39.3	42.3
28/1/2024	19:17	44.0	47.0	46.3		48.6	51.6	40.0	43.0
28/1/2024	19:22	43.9	46.9			49.7	52.7	38.2	41.2
28/1/2024	19:27	41.7	44.7			45.9	48.9	37.8	40.8
28/1/2024	19:32	42.5	45.5	45.4	45.1	47.1	50.1	37.0	40.0
28/1/2024	19:37	42.0	45.0			46.4	49.4	38.0	41.0
28/1/2024	19:42	42.8	45.8			48.4	51.4	37.2	40.2
28/1/2024	19:47	42.5	45.5	44.7		47.3	50.3	37.7	40.7
28/1/2024	19:52	41.7	44.7			46.7	49.7	37.5	40.5
28/1/2024	19:57	40.9	43.9			45.2	48.2	37.2	40.2
28/1/2024	20:02	41.1	44.1	45.1	45.1	45.8	48.8	36.1	39.1
28/1/2024	20:07	42.0	45.0			46.4	49.4	36.8	39.8
28/1/2024	20:12	42.9	45.9			46.7	49.7	37.8	40.8
28/1/2024	20:17	42.7	45.7	45.1		47.6	50.6	38.8	41.8
28/1/2024	20:22	42.4	45.4			47.1	50.1	38.6	41.6
28/1/2024	20:27	41.0	44.0			44.9	47.9	36.5	39.5
28/1/2024	20:32	41.0	44.0	44.6	44.0	46.2	49.2	36.1	39.1
28/1/2024	20:37	42.7	45.7			47.0	50.0	39.0	42.0
28/1/2024	20:42	40.9	43.9			44.8	47.8	37.2	40.2
28/1/2024	20:47	40.8	43.8	43.3		44.3	47.3	37.1	40.1
28/1/2024	20:52	39.9	42.9			43.6	46.6	35.6	38.6
28/1/2024	20:57	40.3	43.3			44.2	47.2	36.3	39.3
28/1/2024	21:02	41.3	44.3	44.4	44.2	45.8	48.8	37.0	40.0
28/1/2024	21:07	41.3	44.3			45.2	48.2	37.1	40.1
28/1/2024	21:12	41.6	44.6			45.5	48.5	38.3	41.3
28/1/2024	21:17	40.3	43.3	44.1		43.7	46.7	35.5	38.5
28/1/2024	21:22	41.7	44.7			45.2	48.2	37.3	40.3
28/1/2024	21:27	41.1	44.1			45.9	48.9	36.9	39.9
28/1/2024	21:32	42.0	45.0	45.0	44.4	46.6	49.6	38.7	41.7
28/1/2024	21:37	42.3	45.3			46.2	49.2	39.0	42.0
28/1/2024	21:42	41.8	44.8			45.3	48.3	37.8	40.8
28/1/2024	21:47	40.4	43.4	43.7		44.5	47.5	36.9	39.9
28/1/2024	21:52	41.2	44.2			45.4	48.4	37.2	40.2
28/1/2024	21:57	40.4	43.4			43.6	46.6	37.1	40.1
28/1/2024	22:02	40.5	43.5	43.8	43.8	44.0	47.0	37.3	40.3
28/1/2024	22:07	41.2	44.2			44.8	47.8	36.8	39.8
28/1/2024	22:12	40.7	43.7			44.6	47.6	36.8	39.8
28/1/2024	22:17	41.1	44.1	43.7		44.2	47.2	37.0	40.0
28/1/2024	22:22	40.7	43.7			44.1	47.1	36.9	39.9
28/1/2024	22:27	40.3	43.3			43.8	46.8	35.9	38.9
28/1/2024	22:32	40.8	43.8	43.8	43.5	44.2	47.2	36.9	39.9
28/1/2024	22:37	40.3	43.3			43.6	46.6	36.8	39.8
28/1/2024	22:42	41.3	44.3			44.7	47.7	37.5	40.5
28/1/2024	22:47	40.5	43.5	43.2		43.7	46.7	37.6	40.6
28/1/2024	22:52	39.4	42.4			42.9	45.9	36.3	39.3
28/1/2024	22:57	40.6	43.6			43.7	46.7	36.8	39.8
			Mean	44.5	44.5				
			Maximum	46.3	46.0				
			Minimum	43.2	43.5				

Date	Start Time	Leq (5mins)	Leq (5mins)*	Leq (15mins)	Leq (30mins)	L10 (5mins)	L10 (5mins)*	L90 (5mins)	L90 (5mins)*
29/1/2024	19:02	45.5	48.5	47.3	46.7	50.1	53.1	40.0	43.0
29/1/2024	19:07	43.1	46.1			47.8	50.8	38.5	41.5
29/1/2024	19:12	43.9	46.9			49.8	52.8	39.6	42.6
29/1/2024	19:17	43.7	46.7	46.0		48.6	51.6	39.7	42.7
29/1/2024	19:22	43.4	46.4			48.2	51.2	37.8	40.8
29/1/2024	19:27	41.8	44.8			46.0	49.0	36.6	39.6
29/1/2024	19:32	42.0	45.0	45.4	45.1	46.0	49.0	37.8	40.8
29/1/2024	19:37	41.9	44.9			47.6	50.6	36.4	39.4
29/1/2024	19:42	43.1	46.1			48.5	51.5	37.5	40.5
29/1/2024	19:47	41.7	44.7	44.9		46.3	49.3	36.7	39.7
29/1/2024	19:52	42.0	45.0			46.6	49.6	36.7	39.7
29/1/2024	19:57	42.0	45.0			47.6	50.6	37.1	40.1
29/1/2024	20:02	42.8	45.8	45.6	45.8	47.9	50.9	37.5	40.5
29/1/2024	20:07	41.8	44.8			46.6	49.6	37.1	40.1
29/1/2024	20:12	43.2	46.2			48.1	51.1	39.3	42.3
29/1/2024	20:17	42.7	45.7	45.9		46.9	49.9	38.7	41.7
29/1/2024	20:22	43.2	46.2			47.3	50.3	38.6	41.6
29/1/2024	20:27	42.8	45.8			47.1	50.1	38.0	41.0
29/1/2024	20:32	40.8	43.8	43.9	44.6	44.5	47.5	36.4	39.4
29/1/2024	20:37	41.0	44.0			45.7	48.7	36.2	39.2
29/1/2024	20:42	40.8	43.8			45.3	48.3	37.1	40.1
29/1/2024	20:47	42.3	45.3	45.2		47.1	50.1	37.6	40.6
29/1/2024	20:52	42.4	45.4			47.4	50.4	37.7	40.7
29/1/2024	20:57	42.0	45.0			45.9	48.9	37.3	40.3
29/1/2024	21:02	41.2	44.2	44.0	43.7	45.0	48.0	36.9	39.9
29/1/2024	21:07	39.8	42.8			44.5	47.5	35.9	38.9
29/1/2024	21:12	41.7	44.7			46.0	49.0	37.1	40.1
29/1/2024	21:17	40.6	43.6	43.5		45.3	48.3	36.6	39.6
29/1/2024	21:22	40.5	43.5			44.6	47.6	37.1	40.1
29/1/2024	21:27	40.4	43.4			43.9	46.9	35.8	38.8
29/1/2024	21:32	42.0	45.0	44.2	43.9	45.4	48.4	37.4	40.4
29/1/2024	21:37	41.2	44.2			46.0	49.0	36.4	39.4
29/1/2024	21:42	40.3	43.3			43.7	46.7	37.1	40.1
29/1/2024	21:47	40.1	43.1	43.6		44.0	47.0	35.9	38.9
29/1/2024	21:52	40.6	43.6			44.7	47.7	36.9	39.9
29/1/2024	21:57	41.0	44.0			45.5	48.5	37.6	40.6
29/1/2024	22:02	40.4	43.4	43.3	43.6	44.0	47.0	36.9	39.9
29/1/2024	22:07	40.1	43.1			43.8	46.8	36.2	39.2
29/1/2024	22:12	40.4	43.4			43.9	46.9	36.9	39.9
29/1/2024	22:17	41.0	44.0	43.8		44.5	47.5	37.8	40.8
29/1/2024	22:22	41.0	44.0			44.8	47.8	36.7	39.7
29/1/2024	22:27	40.5	43.5			44.5	47.5	37.0	40.0
29/1/2024	22:32	40.5	43.5	43.8	43.7	44.5	47.5	37.1	40.1
29/1/2024	22:37	41.0	44.0			45.2	48.2	37.3	40.3
29/1/2024	22:42	40.9	43.9			44.0	47.0	36.7	39.7
29/1/2024	22:47	40.4	43.4	43.5		43.9	46.9	36.8	39.8
29/1/2024	22:52	40.4	43.4			44.5	47.5	36.0	39.0
29/1/2024	22:57	40.7	43.7			44.0	47.0	37.1	40.1
			Mean	44.6	44.6				
			Maximum	47.3	46.7				
			Minimum	43.3	43.6				

Station: SSNV_M6

Remark: *For Free Field measurement, +3 dB(A) was added to the measured results.

Date	Start Time	Leq (5mins)	Leq (5mins)*	Leq (15mins)	Leq (30mins)	L10 (5mins)	L10 (5mins)*	L90 (5mins)	L90 (5mins)*
30/1/2024	19:02	43.7	46.7			47.7	50.7	38.4	41.4
30/1/2024	19:07	43.8	46.8	46.2		48.4	51.4	37.9	40.9
30/1/2024	19:12	42.0	45.0		45.8	46.6	49.6	36.4	39.4
30/1/2024	19:17	41.9	44.9			46.6	49.6	36.6	39.6
30/1/2024	19:22	42.0	45.0	45.4		46.5	49.5	36.9	39.9
30/1/2024	19:27	43.2	46.2			48.5	51.5	38.3	41.3
30/1/2024	19:32	41.7	44.7			47.3	50.3	37.6	40.6
30/1/2024	19:37	44.1	47.1	46.3		48.0	51.0	39.9	42.9
30/1/2024	19:42	43.8	46.8		45.7	48.6	51.6	39.8	42.8
30/1/2024	19:47	42.7	45.7			46.6	49.6	38.2	41.2
30/1/2024	19:52	41.5	44.5	45.0		46.8	49.8	36.1	39.1
30/1/2024	19:57	41.6	44.6			46.7	49.7	36.5	39.5
30/1/2024	20:02	43.0	46.0			47.9	50.9	39.1	42.1
30/1/2024	20:07	41.9	44.9	45.5		45.9	48.9	38.0	41.0
30/1/2024	20:12	42.5	45.5		45.3	47.4	50.4	37.3	40.3
30/1/2024	20:17	41.7	44.7			46.7	49.7	36.9	39.9
30/1/2024	20:22	42.8	45.8	45.2		47.9	50.9	37.9	40.9
30/1/2024	20:27	41.9	44.9			46.2	49.2	38.1	41.1
30/1/2024	20:32	41.2	44.2			45.3	48.3	37.1	40.1
30/1/2024	20:37	43.3	46.3	45.1		48.2	51.2	38.4	41.4
30/1/2024	20:42	41.6	44.6		45.2	45.7	48.7	37.5	40.5
30/1/2024	20:47	43.2	46.2			47.4	50.4	38.0	41.0
30/1/2024	20:52	42.3	45.3	45.4		47.1	50.1	38.2	41.2
30/1/2024	20:57	41.4	44.4			46.1	49.1	36.5	39.5
30/1/2024	21:02	42.1	45.1			45.9	48.9	38.4	41.4
30/1/2024	21:07	39.8	42.8	44.1		44.4	47.4	35.4	38.4
30/1/2024	21:12	41.0	44.0		44.5	44.8	47.8	37.1	40.1
30/1/2024	21:17	42.2	45.2			46.0	49.0	38.6	41.6
30/1/2024	21:22	41.5	44.5	44.8		45.5	48.5	37.9	40.9
30/1/2024	21:27	41.7	44.7			45.5	48.5	37.9	40.9
30/1/2024	21:32	39.8	42.8			43.7	46.7	35.6	38.6
30/1/2024	21:37	42.2	45.2	44.6		46.9	49.9	38.3	41.3
30/1/2024	21:42	42.3	45.3		44.2	47.0	50.0	37.8	40.8
30/1/2024	21:47	40.2	43.2			44.9	47.9	36.7	39.7
30/1/2024	21:52	41.6	44.6	43.7		45.1	48.1	37.6	40.6
30/1/2024	21:57	40.2	43.2			44.6	47.6	35.8	38.8
30/1/2024	22:02	40.9	43.9			45.0	48.0	37.0	40.0
30/1/2024	22:07	41.2	44.2	44.1		44.4	47.4	38.1	41.1
30/1/2024	22:12	41.3	44.3		43.9	45.1	48.1	37.3	40.3
30/1/2024	22:17	40.6	43.6			43.9	46.9	36.2	39.2
30/1/2024	22:22	40.1	43.1	43.6		43.4	46.4	36.3	39.3
30/1/2024	22:27	41.1	44.1			44.2	47.2	37.0	40.0
30/1/2024	22:32	41.0	44.0			44.4	47.4	37.3	40.3
30/1/2024	22:37	40.3	43.3	43.4		44.2	47.2	36.3	39.3
30/1/2024	22:42	39.8	42.8		43.4	44.2	47.2	35.5	38.5
30/1/2024	22:47	40.0	43.0			43.1	46.1	36.9	39.9
30/1/2024	22:52	41.2	44.2	43.3		45.4	48.4	37.3	40.3
30/1/2024	22:57	39.7	42.7			44.0	47.0	35.7	38.7
			Mean	44.7	44.8				
			Maximum	46.3	45.8				
			Minimum	43.3	43.4				

Date	Start Time	Leq (5mins)	Leq (5mins)*	Leq (15mins)	Leq (30mins)	L10 (5mins)	L10 (5mins)*	L90 (5mins)	L90 (5mins)*
31/1/2024	19:04	43.7	46.7			49.1	52.1	38.7	41.7
31/1/2024	19:09	44.4	47.4	46.7		48.6	51.6	39.8	42.8
31/1/2024	19:14	42.7	45.7		46.5	46.8	49.8	37.8	40.8
31/1/2024	19:19	42.2	45.2			48.0	51.0	36.8	39.8
31/1/2024	19:24	43.5	46.5	46.4		47.4	50.4	37.8	40.8
31/1/2024	19:29	44.2	47.2			49.0	52.0	39.6	42.6
31/1/2024	19:34	43.7	46.7			48.8	51.8	39.4	42.4
31/1/2024	19:39	41.6	44.6	45.9		47.2	50.2	36.0	39.0
31/1/2024	19:44	43.1	46.1		45.6	47.5	50.5	38.2	41.2
31/1/2024	19:49	42.1	45.1			46.5	49.5	37.6	40.6
31/1/2024	19:54	42.9	45.9	45.4		48.1	51.1	37.8	40.8
31/1/2024	19:59	42.1	45.1			46.3	49.3	36.8	39.8
31/1/2024	20:04	42.8	45.8			47.2	50.2	38.1	41.1
31/1/2024	20:09	43.3	46.3	45.7		48.0	51.0	38.6	41.6
31/1/2024	20:14	42.0	45.0		45.6	46.3	49.3	37.1	40.1
31/1/2024	20:19	41.1	44.1			45.6	48.6	36.7	39.7
31/1/2024	20:24	42.9	45.9	45.4		47.9	50.9	38.4	41.4
31/1/2024	20:29	42.9	45.9			46.6	49.6	38.5	41.5
31/1/2024	20:34	41.8	44.8			45.7	48.7	36.7	39.7
31/1/2024	20:39	41.8	44.8	45.3		46.6	49.6	38.0	41.0
31/1/2024	20:44	43.1	46.1		45.3	47.8	50.8	38.3	41.3
31/1/2024	20:49	42.7	45.7			47.4	50.4	38.9	41.9
31/1/2024	20:54	42.5	45.5	45.4		47.5	50.5	37.9	40.9
31/1/2024	20:59	41.9	44.9			46.0	49.0	37.1	40.1
31/1/2024	21:04	41.4	44.4			44.9	47.9	37.9	40.9
31/1/2024	21:09	41.8	44.8	44.2		45.0	48.0	38.0	41.0
31/1/2024	21:14	40.3	43.3		44.1	44.7	47.7	36.1	39.1
31/1/2024	21:19	41.3	44.3			44.7	47.7	37.6	40.6
31/1/2024	21:24	40.4	43.4	43.9		44.5	47.5	35.6	38.6
31/1/2024	21:29	41.0	44.0			44.2	47.2	36.5	39.5
31/1/2024	21:34	42.3	45.3			45.5	48.5	37.5	40.5
31/1/2024	21:39	41.0	44.0	44.6		44.9	47.9	36.6	39.6
31/1/2024	21:44	41.3	44.3		44.1	45.0	48.0	37.4	40.4
31/1/2024	21:49	41.4	44.4			45.8	48.8	37.6	40.6
31/1/2024	21:54	40.5	43.5	43.7		45.2	48.2	36.9	39.9
31/1/2024	21:59	40.0	43.0			44.3	47.3	35.3	38.3
31/1/2024	22:04	40.8	43.8			44.3	47.3	36.4	39.4
31/1/2024	22:09	40.4	43.4	43.8		44.5	47.5	36.0	39.0
31/1/2024	22:14	41.1	44.1		43.7	45.2	48.2	36.7	39.7
31/1/2024	22:19	40.5	43.5			44.5	47.5	37.1	40.1
31/1/2024	22:24	41.0	44.0	43.6		44.1	47.1	36.9	39.9
31/1/2024	22:29	40.3	43.3			44.6	47.6	37.2	40.2
31/1/2024	22:34	40.2	43.2			43.8	46.8	36.5	39.5
31/1/2024	22:39	41.3	44.3	44.0		44.5	47.5	37.7	40.7
31/1/2024	22:44	41.3	44.3		43.7	45.6	48.6	37.1	40.1
31/1/2024	22:49	41.2	44.2			45.2	48.2	38.1	41.1
31/1/2024	22:54	40.6	43.6	43.5		44.4	47.4	37.0	40.0
31/1/2024	22:59	39.4	42.4			43.4	46.4	35.2	38.2
			Mean	44.8	44.8				
			Maximum	46.7	46.5				
			Minimum	43.5	43.7				

Station: SSNV_M6

Remark: *For Free Field measurement, +3 dB(A) was added to the measured results.

Date	Start Time	Leq (5mins)	Leq (5mins)*	Leq (15mins)	Leq (30mins)	L10 (5mins)	L10 (5mins)*	L90 (5mins)	L90 (5mins)*
1/2/2024	19:04	43.4	46.4			47.8	50.8	38.4	41.4
1/2/2024	19:09	41.4	44.4	45.7		46.8	49.8	37.2	40.2
1/2/2024	19:14	43.0	46.0		46.0	47.5	50.5	38.7	41.7
1/2/2024	19:19	43.7	46.7			47.9	50.9	39.2	42.2
1/2/2024	19:24	44.2	47.2	46.3		49.6	52.6	38.5	41.5
1/2/2024	19:29	41.6	44.6			46.0	49.0	37.2	40.2
1/2/2024	19:34	42.9	45.9			48.1	51.1	38.3	41.3
1/2/2024	19:39	42.4	45.4	46.0		48.0	51.0	38.3	41.3
1/2/2024	19:44	43.6	46.6		45.6	48.1	51.1	37.7	40.7
1/2/2024	19:49	42.0	45.0			45.9	48.9	38.0	41.0
1/2/2024	19:54	41.8	44.8	45.3		46.1	49.1	37.3	40.3
1/2/2024	19:59	42.9	45.9			48.0	51.0	38.8	41.8
1/2/2024	20:04	43.0	46.0			48.0	51.0	38.1	41.1
1/2/2024	20:09	40.9	43.9	45.0		45.6	48.6	36.8	39.8
1/2/2024	20:14	41.8	44.8		45.3	46.3	49.3	37.3	40.3
1/2/2024	20:19	42.6	45.6			46.3	49.3	38.2	41.2
1/2/2024	20:24	42.2	45.2	45.5		46.1	49.1	37.3	40.3
1/2/2024	20:29	42.8	45.8			47.5	50.5	38.3	41.3
1/2/2024	20:34	42.2	45.2			46.5	49.5	38.3	41.3
1/2/2024	20:39	41.4	44.4	45.1		45.7	48.7	37.6	40.6
1/2/2024	20:44	42.7	45.7		44.8	46.9	49.9	37.9	40.9
1/2/2024	20:49	41.6	44.6			45.6	48.6	37.2	40.2
1/2/2024	20:54	42.0	45.0	44.5		47.0	50.0	37.0	40.0
1/2/2024	20:59	40.9	43.9			44.2	47.2	36.7	39.7
1/2/2024	21:04	41.4	44.4			44.9	47.9	37.0	40.0
1/2/2024	21:09	40.4	43.4	44.3		44.2	47.2	37.1	40.1
1/2/2024	21:14	41.9	44.9		44.3	45.7	48.7	37.2	40.2
1/2/2024	21:19	41.9	44.9			45.3	48.3	38.3	41.3
1/2/2024	21:24	41.5	44.5	44.2		45.1	48.1	38.0	41.0
1/2/2024	21:29	40.1	43.1			43.8	46.8	36.7	39.7
1/2/2024	21:34	41.6	44.6			46.1	49.1	37.0	40.0
1/2/2024	21:39	41.1	44.1	44.7		45.7	48.7	37.6	40.6
1/2/2024	21:44	42.2	45.2		44.1	46.7	49.7	37.9	40.9
1/2/2024	21:49	41.0	44.0			44.4	47.4	36.4	39.4
1/2/2024	21:54	40.5	43.5	43.5		44.7	47.7	37.0	40.0
1/2/2024	21:59	39.9	42.9			44.3	47.3	36.4	39.4
1/2/2024	22:04	40.6	43.6			44.7	47.7	36.6	39.6
1/2/2024	22:09	41.2	44.2	43.8		44.9	47.9	37.6	40.6
1/2/2024	22:14	40.5	43.5		43.7	44.2	47.2	36.2	39.2
1/2/2024	22:19	40.4	43.4			44.6	47.6	37.0	40.0
1/2/2024	22:24	39.9	42.9	43.5		44.2	47.2	36.0	39.0
1/2/2024	22:29	41.2	44.2			44.9	47.9	36.8	39.8
1/2/2024	22:34	41.0	44.0			44.1	47.1	37.3	40.3
1/2/2024	22:39	40.6	43.6	43.6		43.7	46.7	36.9	39.9
1/2/2024	22:44	40.2	43.2		43.8	44.3	47.3	37.0	40.0
1/2/2024	22:49	40.2	43.2			44.2	47.2	36.5	39.5
1/2/2024	22:54	40.4	43.4	43.9		43.9	46.9	37.0	40.0
1/2/2024	22:59	41.9	44.9			45.0	48.0	38.3	41.3
			Mean	44.7	44.7				
			Maximum	46.3	46.0				
			Minimum	43.5	43.7				

Date	Start Time	Leq (5mins)	Leq (5mins)*	Leq (15mins)	Leq (30mins)	L10 (5mins)	L10 (5mins)*	L90 (5mins)	L90 (5mins)*
2/2/2024	19:02	43.0	46.0			47.1	50.1	37.8	40.8
2/2/2024	19:07	42.1	45.1	45.7		46.4	49.4	36.5	39.5
2/2/2024	19:12	42.9	45.9		45.8	48.6	51.6	38.3	41.3
2/2/2024	19:17	43.6	46.6			48.2	51.2	37.7	40.7
2/2/2024	19:22	43.2	46.2	46.0		48.4	51.4	37.8	40.8
2/2/2024	19:27	41.9	44.9			47.6	50.6	36.8	39.8
2/2/2024	19:32	42.9	45.9			48.6	51.6	37.3	40.3
2/2/2024	19:37	43.1	46.1	45.9		48.2	51.2	37.7	40.7
2/2/2024	19:42	42.7	45.7		45.6	46.8	49.8	37.1	40.1
2/2/2024	19:47	41.7	44.7			46.0	49.0	36.7	39.7
2/2/2024	19:52	43.1	46.1	45.2		47.3	50.3	39.0	42.0
2/2/2024	19:57	41.7	44.7			46.3	49.3	36.7	39.7
2/2/2024	20:02	42.6	45.6			47.5	50.5	38.0	41.0
2/2/2024	20:07	42.0	45.0	45.0		46.1	49.1	38.3	41.3
2/2/2024	20:12	41.2	44.2		44.9	44.9	47.9	36.5	39.5
2/2/2024	20:17	41.0	44.0			45.2	48.2	37.2	40.2
2/2/2024	20:22	43.2	46.2	44.8		48.3	51.3	39.4	42.4
2/2/2024	20:27	40.8	43.8			45.0	48.0	36.9	39.9
2/2/2024	20:32	42.1	45.1			46.8	49.8	38.0	41.0
2/2/2024	20:37	41.8	44.8	44.7		46.9	49.9	38.0	41.0
2/2/2024	20:42	41.3	44.3		44.5	46.0	49.0	36.8	39.8
2/2/2024	20:47	41.2	44.2			46.1	49.1	37.1	40.1
2/2/2024	20:52	41.3	44.3	44.2		45.5	48.5	37.1	40.1
2/2/2024	20:57	41.0	44.0			45.3	48.3	37.2	40.2
2/2/2024	21:02	39.8	42.8			43.8	46.8	36.3	39.3
2/2/2024	21:07	40.0	43.0	43.2		43.4	46.4	35.9	38.9
2/2/2024	21:12	40.7	43.7		43.5	44.9	47.9	37.3	40.3
2/2/2024	21:17	40.5	43.5			45.0	48.0	36.3	39.3
2/2/2024	21:22	41.1	44.1	43.8		45.8	48.8	37.4	40.4
2/2/2024	21:27	40.7	43.7			44.6	47.6	37.3	40.3
2/2/2024	21:32	41.0	44.0			44.2	47.2	36.6	39.6
2/2/2024	21:37	41.9	44.9	44.2		45.3	48.3	37.1	40.1
2/2/2024	21:42	40.5	43.5		44.1	44.7	47.7	36.0	39.0
2/2/2024	21:47	41.7	44.7			45.0	48.0	38.4	41.4
2/2/2024	21:52	40.8	43.8	44.0		44.4	47.4	36.7	39.7
2/2/2024	21:57	40.5	43.5			44.5	47.5	37.4	40.4
2/2/2024	22:02	40.9	43.9			44.4	47.4	37.6	40.6
2/2/2024	22:07	39.8	42.8	43.7		43.9	46.9	35.9	38.9
2/2/2024	22:12	41.2	44.2		43.6	44.4	47.4	37.2	40.2
2/2/2024	22:17	40.8	43.8			45.0	48.0	36.4	39.4
2/2/2024	22:22	39.8	42.8	43.5		44.1	47.1	36.6	39.6
2/2/2024	22:27	40.8	43.8			44.0	47.0	37.7	40.7
2/2/2024	22:32	40.9	43.9			44.7	47.7	37.4	40.4
2/2/2024	22:37	40.2	43.2	43.4		44.0	47.0	36.1	39.1
2/2/2024	22:42	40.0	43.0		43.4	43.6	46.6	36.0	39.0
2/2/2024	22:47	40.3	43.3			44.1	47.1	36.3	39.3
2/2/2024	22:52	40.4	43.4	43.5		43.4	46.4	36.7	39.7
2/2/2024	22:57	40.7	43.7			44.1	47.1	37.5	40.5
			Mean	44.4	44.4				
			Maximum	46.0	45.8				
			Minimum	43.2	43.4				

Station: SSNV_M6

Remark: *For Free Field measurement, +3 dB(A) was added to the measured results.

Date	Start Time	Leq (5mins)	Leq (5mins)*	Leq (15mins)	Leq (30mins)	L10 (5mins)	L10 (5mins)*	L90 (5mins)	L90 (5mins)*
3/2/2024	19:02	42.6	45.6			48.4	51.4	37.3	40.3
3/2/2024	19:07	42.7	45.7	45.7		47.7	50.7	37.0	40.0
3/2/2024	19:12	42.9	45.9		45.37	48.8	51.8	38.2	41.2
3/2/2024	19:17	42.2	45.2			47.5	50.5	36.3	39.3
3/2/2024	19:22	41.7	44.7	45.0		46.6	49.6	37.6	40.6
3/2/2024	19:27	42.0	45.0			46.5	49.5	37.5	40.5
3/2/2024	19:32	44.3	47.3			48.2	51.2	39.9	42.9
3/2/2024	19:37	41.9	44.9	45.7		47.6	50.6	37.5	40.5
3/2/2024	19:42	41.3	44.3		45.4	47.2	50.2	35.8	38.8
3/2/2024	19:47	41.8	44.8			45.9	48.9	38.0	41.0
3/2/2024	19:52	42.8	45.8	45.2		47.6	50.6	39.0	42.0
3/2/2024	19:57	41.8	44.8			46.2	49.2	37.5	40.5
3/2/2024	20:02	42.0	45.0			46.1	49.1	37.7	40.7
3/2/2024	20:07	43.3	46.3	45.9		48.2	51.2	39.5	42.5
3/2/2024	20:12	43.2	46.2		45.3	47.6	50.6	38.6	41.6
3/2/2024	20:17	41.3	44.3			46.0	49.0	36.8	39.8
3/2/2024	20:22	41.0	44.0	44.7		46.2	49.2	35.8	38.8
3/2/2024	20:27	42.7	45.7			47.4	50.4	37.5	40.5
3/2/2024	20:32	41.0	44.0			45.9	48.9	36.6	39.6
3/2/2024	20:37	42.0	45.0	44.5		46.7	49.7	37.5	40.5
3/2/2024	20:42	41.3	44.3		44.7	45.3	48.3	36.6	39.6
3/2/2024	20:47	43.1	46.1			46.8	49.8	39.0	42.0
3/2/2024	20:52	41.5	44.5	44.9		45.1	48.1	37.4	40.4
3/2/2024	20:57	40.9	43.9			45.2	48.2	36.6	39.6
3/2/2024	21:02	40.2	43.2			44.5	47.5	36.2	39.2
3/2/2024	21:07	40.4	43.4	43.9		44.0	47.0	36.6	39.6
3/2/2024	21:12	41.9	44.9		44.3	46.7	49.7	38.1	41.1
3/2/2024	21:17	42.0	45.0			46.0	49.0	37.6	40.6
3/2/2024	21:22	41.9	44.9	44.7		46.0	49.0	37.3	40.3
3/2/2024	21:27	41.1	44.1			45.6	48.6	37.5	40.5
3/2/2024	21:32	41.1	44.1			44.5	47.5	37.5	40.5
3/2/2024	21:37	40.5	43.5	44.2		44.7	47.7	37.0	40.0
3/2/2024	21:42	41.8	44.8		43.9	45.4	48.4	37.1	40.1
3/2/2024	21:47	40.2	43.2			43.8	46.8	36.6	39.6
3/2/2024	21:52	40.4	43.4	43.6		43.7	46.7	36.0	39.0
3/2/2024	21:57	41.2	44.2			45.1	48.1	38.0	41.0
3/2/2024	22:02	40.3	43.3			44.3	47.3	36.1	39.1
3/2/2024	22:07	40.2	43.2	43.5		43.4	46.4	36.2	39.2
3/2/2024	22:12	40.9	43.9		43.8	45.0	48.0	37.5	40.5
3/2/2024	22:17	40.8	43.8			44.4	47.4	37.6	40.6
3/2/2024	22:22	41.1	44.1	44.0		44.3	47.3	37.3	40.3
3/2/2024	22:27	41.2	44.2			44.7	47.7	37.9	40.9
3/2/2024	22:32	40.4	43.4			44.4	47.4	36.6	39.6
3/2/2024	22:37	40.8	43.8	43.7		44.5	47.5	36.5	39.5
3/2/2024	22:42	41.0	44.0		43.9	44.5	47.5	36.6	39.6
3/2/2024	22:47	41.3	44.3			45.2	48.2	38.3	41.3
3/2/2024	22:52	39.5	42.5	44.0		43.4	46.4	36.0	39.0
3/2/2024	22:57	41.8	44.8			45.2	48.2	38.3	41.3
			Mean	44.6	44.6				
			Maximum	45.9	45.4				
			Minimum	43.5	43.8				

Date	Start Time	Leq (5mins)	Leq (5mins)*	Leq (15mins)	Leq (30mins)	L10 (5mins)	L10 (5mins)*	L90 (5mins)	L90 (5mins)*
4/2/2024	19:02	42.9	45.9			46.8	49.8	37.4	40.4
4/2/2024	19:07	42.8	45.8	45.5		47.7	50.7	37.2	40.2
4/2/2024	19:12	41.7	44.7		45.8	46.6	49.6	36.9	39.9
4/2/2024	19:17	42.5	45.5			46.9	49.9	38.0	41.0
4/2/2024	19:22	43.2	46.2	46.2		48.9	51.9	37.3	40.3
4/2/2024	19:27	43.7	46.7			48.5	51.5	39.3	42.3
4/2/2024	19:32	43.9	46.9			48.2	51.2	39.9	42.9
4/2/2024	19:37	42.3	45.3	45.7		48.2	51.2	37.9	40.9
4/2/2024	19:42	41.7	44.7		45.5	46.1	49.1	37.9	40.9
4/2/2024	19:47	41.7	44.7			46.3	49.3	36.5	39.5
4/2/2024	19:52	43.2	46.2	45.3		48.4	51.4	38.2	41.2
4/2/2024	19:57	41.7	44.7			45.5	48.5	37.8	40.8
4/2/2024	20:02	42.0	45.0			46.7	49.7	37.9	40.9
4/2/2024	20:07	42.1	45.1	45.0		46.2	49.2	37.8	40.8
4/2/2024	20:12	41.9	44.9		45.1	46.3	49.3	37.3	40.3
4/2/2024	20:17	41.5	44.5			45.3	48.3	37.7	40.7
4/2/2024	20:22	43.3	46.3	45.1		47.0	50.0	39.1	42.1
4/2/2024	20:27	41.3	44.3			46.3	49.3	36.2	39.2
4/2/2024	20:32	43.3	46.3			48.2	51.2	38.2	41.2
4/2/2024	20:37	42.8	45.8	45.8		46.6	49.6	38.9	41.9
4/2/2024	20:42	42.2	45.2		45.0	46.6	49.6	38.0	41.0
4/2/2024	20:47	40.7	43.7			44.2	47.2	37.1	40.1
4/2/2024	20:52	42.0	45.0	43.9		46.2	49.2	38.7	41.7
4/2/2024	20:57	39.8	42.8			44.6	47.6	36.2	39.2
4/2/2024	21:02	41.4	44.4			45.1	48.1	38.0	41.0
4/2/2024	21:07	41.0	44.0	44.4		44.9	47.9	37.5	40.5
4/2/2024	21:12	41.9	44.9		44.0	45.3	48.3	37.5	40.5
4/2/2024	21:17	40.6	43.6			43.9	46.9	37.2	40.2
4/2/2024	21:22	40.5	43.5	43.5		44.2	47.2	36.7	39.7
4/2/2024	21:27	40.5	43.5			44.0	47.0	37.1	40.1
4/2/2024	21:32	41.0	44.0			44.7	47.7	37.4	40.4
4/2/2024	21:37	40.0	43.0	44.2		44.3	47.3	35.4	38.4
4/2/2024	21:42	42.3	45.3		44.0	45.7	48.7	38.0	41.0
4/2/2024	21:47	40.5	43.5			43.8	46.8	36.7	39.7
4/2/2024	21:52	41.2	44.2	43.8		45.5	48.5	37.6	40.6
4/2/2024	21:57	40.8	43.8			44.7	47.7	37.3	40.3
4/2/2024	22:02	40.5	43.5			43.8	46.8	36.5	39.5
4/2/2024	22:07	39.8	42.8	43.4		43.2	46.2	35.7	38.7
4/2/2024	22:12	40.9	43.9		43.6	45.3	48.3	37.3	40.3
4/2/2024	22:17	39.8	42.8			44.0	47.0	35.8	38.8
4/2/2024	22:22	41.3	44.3	43.8		44.9	47.9	37.2	40.2
4/2/2024	22:27	41.2	44.2			44.3	47.3	37.9	40.9
4/2/2024	22:32	40.5	43.5			43.9	46.9	37.0	40.0
4/2/2024	22:37	40.3	43.3	43.3		43.5	46.5	36.3	39.3
4/2/2024	22:42	40.2	43.2		43.1	44.0	47.0	36.3	39.3
4/2/2024	22:47	40.8	43.8			43.9	46.9	37.3	40.3
4/2/2024	22:52	39.4	42.4	42.9		42.9	45.9	35.8	38.8
4/2/2024	22:57	39.4	42.4			42.8	45.8	36.5	39.5
			Mean	44.5	44.5				
			Maximum	46.2	45.8				
			Minimum	42.9	43.1				

Station: SSNV_M6

Remark: *For Free Field measurement, +3 dB(A) was added to the measured results.

Date	Start Time	Leq (5mins)	Leq (5mins)*	Leq (15mins)	Leq (30mins)	L10 (5mins)	L10 (5mins)*	L90 (5mins)	L90 (5mins)*
5/2/2024	19:04	43.3	46.3			47.4	50.4	38.9	41.9
5/2/2024	19:09	42.5	45.5	46.0		46.5	49.5	36.8	39.8
5/2/2024	19:14	43.1	46.1		46.4	49.0	52.0	38.8	41.8
5/2/2024	19:19	44.3	47.3			49.3	52.3	38.9	41.9
5/2/2024	19:24	43.6	46.6	46.8		47.7	50.7	38.6	41.6
5/2/2024	19:29	43.3	46.3			47.5	50.5	39.2	42.2
5/2/2024	19:34	42.0	45.0			47.1	50.1	37.9	40.9
5/2/2024	19:39	42.1	45.1	44.9		46.8	49.8	36.7	39.7
5/2/2024	19:44	41.6	44.6		45.6	45.9	48.9	37.6	40.6
5/2/2024	19:49	43.7	46.7			48.9	51.9	38.2	41.2
5/2/2024	19:54	43.1	46.1	46.2		47.9	50.9	38.9	41.9
5/2/2024	19:59	42.8	45.8			47.1	50.1	37.4	40.4
5/2/2024	20:04	42.2	45.2			46.3	49.3	37.4	40.4
5/2/2024	20:09	42.5	45.5	45.0		46.2	49.2	38.6	41.6
5/2/2024	20:14	41.2	44.2		45.5	46.3	49.3	36.9	39.9
5/2/2024	20:19	43.2	46.2			47.1	50.1	38.7	41.7
5/2/2024	20:24	42.4	45.4	45.9		46.6	49.6	37.8	40.8
5/2/2024	20:29	43.2	46.2			47.2	50.2	38.0	41.0
5/2/2024	20:34	41.4	44.4			46.5	49.5	37.5	40.5
5/2/2024	20:39	41.1	44.1	44.4		45.4	48.4	36.3	39.3
5/2/2024	20:44	41.6	44.6		44.8	45.3	48.3	36.8	39.8
5/2/2024	20:49	42.3	45.3			46.7	49.7	38.2	41.2
5/2/2024	20:54	43.2	46.2	45.2		46.9	49.9	39.3	42.3
5/2/2024	20:59	40.6	43.6			45.0	48.0	36.6	39.6
5/2/2024	21:04	40.8	43.8			44.7	47.7	36.1	39.1
5/2/2024	21:09	40.8	43.8	44.2		45.2	48.2	36.6	39.6
5/2/2024	21:14	41.8	44.8		44.1	45.0	48.0	37.4	40.4
5/2/2024	21:19	40.8	43.8			45.4	48.4	37.4	40.4
5/2/2024	21:24	39.9	42.9	43.9		43.4	46.4	36.1	39.1
5/2/2024	21:29	41.9	44.9			46.4	49.4	37.2	40.2
5/2/2024	21:34	40.6	43.6			44.9	47.9	36.9	39.9
5/2/2024	21:39	40.6	43.6	43.4		44.9	47.9	36.9	39.9
5/2/2024	21:44	40.1	43.1		44.2	44.2	47.2	35.7	38.7
5/2/2024	21:49	42.2	45.2			46.7	49.7	37.8	40.8
5/2/2024	21:54	42.2	45.2	44.8		46.4	49.4	38.2	41.2
5/2/2024	21:59	41.0	44.0			45.6	48.6	37.6	40.6
5/2/2024	22:04	41.0	44.0			45.3	48.3	36.6	39.6
5/2/2024	22:09	40.5	43.5	43.5		44.1	47.1	36.5	39.5
5/2/2024	22:14	40.1	43.1		43.7	44.0	47.0	36.6	39.6
5/2/2024	22:19	40.4	43.4			43.5	46.5	36.2	39.2
5/2/2024	22:24	41.3	44.3	43.9		44.6	47.6	37.6	40.6
5/2/2024	22:29	41.0	44.0			44.4	47.4	37.7	40.7
5/2/2024	22:34	40.6	43.6			44.9	47.9	36.8	39.8
5/2/2024	22:39	40.4	43.4	43.5		44.5	47.5	36.3	39.3
5/2/2024	22:44	40.4	43.4		43.4	44.5	47.5	36.2	39.2
5/2/2024	22:49	40.9	43.9			44.8	47.8	37.2	40.2
5/2/2024	22:54	40.1	43.1	43.4		43.3	46.3	36.2	39.2
5/2/2024	22:59	40.0	43.0			44.4	47.4	35.6	38.6
			Mean	44.7	44.7				
			Maximum	46.8	46.4				
			Minimum	43.4	43.4				

Date	Start Time	Leq (5mins)	Leq (5mins)*	Leq (15mins)	Leq (30mins)	L10 (5mins)	L10 (5mins)*	L90 (5mins)	L90 (5mins)*
6/2/2024	19:04	42.4	45.4			47.8	50.8	37.1	40.1
6/2/2024	19:09	42.5	45.5	46.2		46.4	49.4	38.6	41.6
6/2/2024	19:14	44.3	47.3		46.0	48.5	51.5	39.2	42.2
6/2/2024	19:19	43.1	46.1			47.4	50.4	38.6	41.6
6/2/2024	19:24	42.8	45.8	45.8		47.0	50.0	38.4	41.4
6/2/2024	19:29	42.5	45.5			46.8	49.8	37.8	40.8
6/2/2024	19:34	42.2	45.2			47.3	50.3	37.4	40.4
6/2/2024	19:39	43.0	46.0	46.3		46.9	49.9	37.9	40.9
6/2/2024	19:44	44.3	47.3		45.7	49.6	52.6	39.3	42.3
6/2/2024	19:49	42.4	45.4			48.2	51.2	36.8	39.8
6/2/2024	19:54	41.3	44.3	45.1		46.0	49.0	36.1	39.1
6/2/2024	19:59	42.4	45.4			47.3	50.3	38.3	41.3
6/2/2024	20:04	42.4	45.4			47.2	50.2	38.4	41.4
6/2/2024	20:09	42.0	45.0	44.8		47.0	50.0	37.8	40.8
6/2/2024	20:14	40.8	43.8		44.7	45.9	48.9	36.6	39.6
6/2/2024	20:19	41.2	44.2			45.2	48.2	36.4	39.4
6/2/2024	20:24	42.6	45.6	44.6		47.1	50.1	37.7	40.7
6/2/2024	20:29	40.8	43.8			45.7	48.7	36.4	39.4
6/2/2024	20:34	42.6	45.6			46.9	49.9	38.1	41.1
6/2/2024	20:39	42.2	45.2	45.1		46.7	49.7	38.5	41.5
6/2/2024	20:44	41.4	44.4		45.0	46.1	49.1	36.2	39.2
6/2/2024	20:49	42.8	45.8			46.8	49.8	38.1	41.1
6/2/2024	20:54	41.0	44.0	44.9		45.2	48.2	37.0	40.0
6/2/2024	20:59	41.7	44.7			45.0	48.0	37.0	40.0
6/2/2024	21:04	42.1	45.1			46.4	49.4	38.4	41.4
6/2/2024	21:09	42.0	45.0	44.6		46.8	49.8	37.5	40.5
6/2/2024	21:14	40.4	43.4		44.3	44.9	47.9	37.1	40.1
6/2/2024	21:19	41.6	44.6			46.0	49.0	37.8	40.8
6/2/2024	21:24	39.9	42.9	44.1		44.5	47.5	36.7	39.7
6/2/2024	21:29	41.5	44.5			45.2	48.2	37.2	40.2
6/2/2024	21:34	40.2	43.2			43.6	46.6	36.6	39.6
6/2/2024	21:39	40.5	43.5	43.4		44.7	47.7	36.4	39.4
6/2/2024	21:44	40.6	43.6		43.7	45.0	48.0	35.9	38.9
6/2/2024	21:49	41.3	44.3			44.9	47.9	36.7	39.7
6/2/2024	21:54	40.6	43.6	44.0		44.1	47.1	36.6	39.6
6/2/2024	21:59	41.0	44.0			44.8	47.8	37.7	40.7
6/2/2024	22:04	40.8	43.8			43.9	46.9	37.0	40.0
6/2/2024	22:09	40.5	43.5	43.7		44.8	47.8	37.0	40.0
6/2/2024	22:14	40.7	43.7		43.7	44.4	47.4	36.3	39.3
6/2/2024	22:19	40.4	43.4			44.7	47.7	36.0	39.0
6/2/2024	22:24	40.6	43.6	43.7		43.8	46.8	36.9	39.9
6/2/2024	22:29	41.1	44.1			45.4	48.4	36.8	39.8
6/2/2024	22:34	40.7	43.7			44.9	47.9	36.5	39.5
6/2/2024	22:39	40.0	43.0	43.4		44.2	47.2	36.7	39.7
6/2/2024	22:44	40.6	43.6		43.5	44.4	47.4	37.1	40.1
6/2/2024	22:49	40.4	43.4			44.5	47.5	36.0	39.0
6/2/2024	22:54	40.0	43.0	43.6		44.2	47.2	35.6	38.6
6/2/2024	22:59	41.2	44.2			44.6	47.6	37.5	40.5
			Mean	44.6	44.6				
			Maximum	46.3	46.0				
			Minimum	43.4	43.5				

Station: SSNV_M6

Remark: *For Free Field measurement, +3 dB(A) was added to the measured results.

Date	Start Time	Leq (5mins)	Leq (5mins)*	Leq (15mins)	Leq (30mins)	L10 (5mins)	L10 (5mins)*	L90 (5mins)	L90 (5mins)*
7/2/2024	19:00	42.8	45.8			47.5	50.5	37.3	40.3
7/2/2024	19:05	43.2	46.2	46.2		47.3	50.3	38.1	41.1
7/2/2024	19:10	43.6	46.6		45.9	49.2	52.2	38.8	41.8
7/2/2024	19:15	43.9	46.9			49.2	52.2	38.1	41.1
7/2/2024	19:20	41.5	44.5	45.5		45.7	48.7	36.0	39.0
7/2/2024	19:25	41.8	44.8			46.2	49.2	37.2	40.2
7/2/2024	19:30	44.2	47.2			49.3	52.3	39.1	42.1
7/2/2024	19:35	43.4	46.4	46.3		47.4	50.4	37.9	40.9
7/2/2024	19:40	41.9	44.9		46.1	46.3	49.3	37.9	40.9
7/2/2024	19:45	44.4	47.4			49.6	52.6	40.0	43.0
7/2/2024	19:50	41.6	44.6	45.9		45.8	48.8	35.7	38.7
7/2/2024	19:55	42.3	45.3			48.1	51.1	38.3	41.3
7/2/2024	20:00	41.2	44.2			45.2	48.2	37.5	40.5
7/2/2024	20:05	43.3	46.3	45.3		48.2	51.2	39.5	42.5
7/2/2024	20:10	42.2	45.2		45.5	47.2	50.2	37.7	40.7
7/2/2024	20:15	42.0	45.0			46.4	49.4	37.3	40.3
7/2/2024	20:20	42.9	45.9	45.7		47.1	50.1	38.0	41.0
7/2/2024	20:25	43.0	46.0			46.8	49.8	37.9	40.9
7/2/2024	20:30	42.0	45.0			46.0	49.0	38.2	41.2
7/2/2024	20:35	41.1	44.1	44.3		45.6	48.6	36.4	39.4
7/2/2024	20:40	40.8	43.8		44.8	45.7	48.7	35.7	38.7
7/2/2024	20:45	43.0	46.0			48.0	51.0	39.3	42.3
7/2/2024	20:50	42.3	45.3	45.2		46.8	49.8	38.1	41.1
7/2/2024	20:55	40.9	43.9			45.5	48.5	36.3	39.3
7/2/2024	21:00	41.8	44.8			45.9	48.9	37.8	40.8
7/2/2024	21:05	40.6	43.6	44.5		44.3	47.3	36.2	39.2
7/2/2024	21:10	42.1	45.1		44.5	45.9	48.9	37.8	40.8
7/2/2024	21:15	41.5	44.5			45.9	48.9	37.1	40.1
7/2/2024	21:20	41.8	44.8	44.4		45.1	48.1	38.5	41.5
7/2/2024	21:25	41.0	44.0			44.8	47.8	36.9	39.9
7/2/2024	21:30	40.0	43.0			44.4	47.4	35.7	38.7
7/2/2024	21:35	41.6	44.6	44.3		45.3	48.3	36.9	39.9
7/2/2024	21:40	42.1	45.1		43.9	46.9	49.9	38.7	41.7
7/2/2024	21:45	40.4	43.4			45.1	48.1	37.1	40.1
7/2/2024	21:50	40.1	43.1	43.4		43.4	46.4	36.9	39.9
7/2/2024	21:55	40.7	43.7			44.0	47.0	36.1	39.1
7/2/2024	22:00	40.5	43.5			44.5	47.5	36.2	39.2
7/2/2024	22:05	41.0	44.0	43.9		44.4	47.4	36.8	39.8
7/2/2024	22:10	41.3	44.3		43.6	44.4	47.4	37.9	40.9
7/2/2024	22:15	40.6	43.6			44.0	47.0	36.8	39.8
7/2/2024	22:20	40.0	43.0	43.2		44.2	47.2	36.0	39.0
7/2/2024	22:25	40.0	43.0			44.3	47.3	35.6	38.6
7/2/2024	22:30	41.1	44.1			44.6	47.6	36.8	39.8
7/2/2024	22:35	40.6	43.6	43.7		44.6	47.6	36.6	39.6
7/2/2024	22:40	40.5	43.5		43.5	43.6	46.6	37.0	40.0
7/2/2024	22:45	40.5	43.5			44.2	47.2	36.8	39.8
7/2/2024	22:50	40.1	43.1	43.2		43.6	46.6	36.0	39.0
7/2/2024	22:55	40.1	43.1			43.6	46.6	36.3	39.3
			Mean	44.7	44.7				
			Maximum	46.3	46.1				
			Minimum	43.2	43.5				

Date	Start Time	Leq (5mins)	Leq (5mins)*	Leq (15mins)	Leq (30mins)	L10 (5mins)	L10 (5mins)*	L90 (5mins)	L90 (5mins)*
8/2/2024	19:00	41.7	44.7			46.9	49.9	37.8	40.8
8/2/2024	19:05	42.3	45.3	45.0		46.6	49.6	37.3	40.3
8/2/2024	19:10	42.0	45.0		45.6	47.9	50.9	36.7	39.7
8/2/2024	19:15	41.4	44.4			47.3	50.3	36.7	39.7
8/2/2024	19:20	44.4	47.4	46.1		49.1	52.1	39.4	42.4
8/2/2024	19:25	43.1	46.1			47.9	50.9	39.0	42.0
8/2/2024	19:30	44.1	47.1			49.0	52.0	38.7	41.7
8/2/2024	19:35	43.4	46.4	46.3		47.8	50.8	38.4	41.4
8/2/2024	19:40	42.1	45.1		46.1	46.2	49.2	36.4	39.4
8/2/2024	19:45	43.8	46.8			49.4	52.4	38.9	41.9
8/2/2024	19:50	43.4	46.4	46.0		47.5	50.5	39.0	42.0
8/2/2024	19:55	41.3	44.3			45.8	48.8	36.5	39.5
8/2/2024	20:00	42.9	45.9			47.7	50.7	38.6	41.6
8/2/2024	20:05	42.6	45.6	45.3		46.6	49.6	37.9	40.9
8/2/2024	20:10	41.4	44.4		45.1	45.7	48.7	36.7	39.7
8/2/2024	20:15	41.5	44.5			45.5	48.5	37.8	40.8
8/2/2024	20:20	41.7	44.7	44.8		46.9	49.9	37.6	40.6
8/2/2024	20:25	42.1	45.1			46.6	49.6	38.3	41.3
8/2/2024	20:30	41.8	44.8			45.9	48.9	37.1	40.1
8/2/2024	20:35	41.7	44.7	45.2		45.5	48.5	37.9	40.9
8/2/2024	20:40	42.9	45.9		45.1	47.2	50.2	39.2	42.2
8/2/2024	20:45	41.5	44.5			46.4	49.4	37.4	40.4
8/2/2024	20:50	42.8	45.8	45.1		48.0	51.0	37.9	40.9
8/2/2024	20:55	41.8	44.8			45.0	48.0	37.4	40.4
8/2/2024	21:00	41.5	44.5			45.8	48.8	37.1	40.1
8/2/2024	21:05	41.2	44.2	44.7		45.9	48.9	38.0	41.0
8/2/2024	21:10	42.2	45.2		44.4	45.4	48.4	37.7	40.7
8/2/2024	21:15	41.5	44.5			46.1	49.1	38.2	41.2
8/2/2024	21:20	40.4	43.4	44.0		44.4	47.4	35.8	38.8
8/2/2024	21:25	41.1	44.1			45.2	48.2	37.7	40.7
8/2/2024	21:30	40.9	43.9			45.6	48.6	36.2	39.2
8/2/2024	21:35	42.0	45.0	44.6		45.4	48.4	38.1	41.1
8/2/2024	21:40	41.7	44.7		44.0	45.2	48.2	37.9	40.9
8/2/2024	21:45	39.9	42.9			44.2	47.2	36.3	39.3
8/2/2024	21:50	41.0	44.0	43.4		44.8	47.8	36.8	39.8
8/2/2024	21:55	40.1	43.1			43.3	46.3	36.5	39.5
8/2/2024	22:00	40.6	43.6			44.8	47.8	36.7	39.7
8/2/2024	22:05	40.5	43.5	43.3		44.0	47.0	36.7	39.7
8/2/2024	22:10	39.8	42.8		43.5	43.5	46.5	35.5	38.5
8/2/2024	22:15	39.8	42.8			43.1	46.1	35.5	38.5
8/2/2024	22:20	40.8	43.8	43.7		44.0	47.0	37.7	40.7
8/2/2024	22:25	41.3	44.3			44.6	47.6	37.1	40.1
8/2/2024	22:30	40.4	43.4			44.4	47.4	37.3	40.3
8/2/2024	22:35	39.8	42.8	43.4		42.9	45.9	36.7	39.7
8/2/2024	22:40	40.9	43.9		43.4	45.1	48.1	37.1	40.1
8/2/2024	22:45	40.0	43.0			44.2	47.2	35.8	38.8
8/2/2024	22:50	41.2	44.2	43.4		45.1	48.1	37.5	40.5
8/2/2024	22:55	39.9	42.9			43.8	46.8	36.7	39.7
			Mean	44.6	44.6				
			Maximum	46.3	46.1				
			Minimum	43.3	43.4				

Summary of Noise Monitoring Results during 19:00 - 23:00 at SSNV_M6		
	Leq (15mins)	Leq (30mins)
Mean	44.6	44.6
Maximum	47.3	46.7
Minimum	42.9	43.1

Appendix 3-39 Baseline Noise Monitoring Data – 23:00 - 07:00 on the next day at SSNV_M6

Station: SSNV_M6

Remark: *For Free Field measurement, +3 dB(A) was added to the measured results.

Date	Start Time	Leq (5mins)	Leq (5mins)*	Leq (15mins)	Leq (30mins)	L10 (5mins)	L10 (5mins)*	L90 (5mins)	L90 (5mins)*
26/1/2024	23:03	40.9	43.9	43.8	43.8	43.9	46.9	37.0	40.0
26/1/2024	23:08	39.5	42.5			43.4	46.4	36.2	39.2
26/1/2024	23:13	41.7	44.7			44.7	47.7	38.3	41.3
26/1/2024	23:18	41.4	44.4	43.7		45.1	48.1	37.9	40.9
26/1/2024	23:23	39.8	42.8			43.1	46.1	36.9	39.9
26/1/2024	23:28	40.8	43.8			44.6	47.6	37.8	40.8
26/1/2024	23:33	41.3	44.3	43.5	43.6	44.9	47.9	38.4	41.4
26/1/2024	23:38	40.0	43.0			43.6	46.6	36.5	39.5
26/1/2024	23:43	40.1	43.1			43.7	46.7	36.2	39.2
26/1/2024	23:48	41.7	44.7	43.6		45.5	48.5	38.5	41.5
26/1/2024	23:53	39.8	42.8			43.1	46.1	35.9	38.9
26/1/2024	23:58	40.2	43.2			43.1	46.1	37.3	40.3
			Mean	43.7	43.7				
			Maximum	43.8	43.8				
			Minimum	43.5	43.6				

Date	Start Time	Leq (5mins)	Leq (5mins)*	Leq (15mins)	Leq (30mins)	L10 (5mins)	L10 (5mins)*	L90 (5mins)	L90 (5mins)*
27/1/2024	0:03	40.3	43.3	42.9	42.8	43.8	46.8	37.6	40.6
27/1/2024	0:08	40.0	43.0			42.8	45.8	37.2	40.2
27/1/2024	0:13	39.5	42.5			42.5	45.5	36.9	39.9
27/1/2024	0:18	39.2	42.2	42.7		42.3	45.3	36.4	39.4
27/1/2024	0:23	40.5	43.5			43.7	46.7	37.6	40.6
27/1/2024	0:28	39.4	42.4			42.9	45.9	36.0	39.0
27/1/2024	0:33	40.3	43.3	43.1	43.8	43.4	46.4	37.1	40.1
27/1/2024	0:38	39.7	42.7			42.7	45.7	37.1	40.1
27/1/2024	0:43	40.3	43.3			43.2	46.2	37.5	40.5
27/1/2024	0:48	41.0	44.0	44.4		43.9	46.9	37.9	40.9
27/1/2024	0:53	41.2	44.2			44.0	47.0	37.8	40.8
27/1/2024	0:58	41.9	44.9			45.2	48.2	39.0	42.0
27/1/2024	1:03	39.6	42.6	43.1	43.8	42.6	45.6	36.8	39.8
27/1/2024	1:08	39.4	42.4			42.2	45.2	36.8	39.8
27/1/2024	1:13	41.1	44.1			44.3	47.3	38.1	41.1
27/1/2024	1:18	41.3	44.3	44.3		44.0	47.0	38.6	41.6
27/1/2024	1:23	39.8	42.8			42.9	45.9	36.7	39.7
27/1/2024	1:28	42.5	45.5			45.2	48.2	39.9	42.9
27/1/2024	1:33	41.2	44.2	44.3	44.2	44.1	47.1	38.4	41.4
27/1/2024	1:38	39.5	42.5			42.1	45.1	36.9	39.9
27/1/2024	1:43	42.6	45.6			45.4	48.4	39.4	42.4
27/1/2024	1:48	39.6	42.6	44.1		42.6	45.6	36.4	39.4
27/1/2024	1:53	40.4	43.4			43.1	46.1	37.7	40.7
27/1/2024	1:58	42.7	45.7			45.6	48.6	40.1	43.1
27/1/2024	2:03	42.8	45.8	45.5	45.4	45.9	48.9	40.2	43.2
27/1/2024	2:08	42.1	45.1			44.8	47.8	39.5	42.5
27/1/2024	2:13	42.6	45.6			45.3	48.3	39.9	42.9
27/1/2024	2:18	42.6	45.6	45.3		45.3	48.3	39.5	42.5
27/1/2024	2:23	41.2	44.2			43.9	46.9	38.4	41.4
27/1/2024	2:28	42.9	45.9			45.5	48.5	40.1	43.1
27/1/2024	2:33	42.6	45.6	45.5	45.3	45.5	48.5	39.9	42.9
27/1/2024	2:38	41.8	44.8			44.5	47.5	38.7	41.7
27/1/2024	2:43	43.1	46.1			45.8	48.8	40.5	43.5
27/1/2024	2:48	40.4	43.4	45.1		43.0	46.0	37.6	40.6
27/1/2024	2:53	43.0	46.0			45.8	48.8	40.2	43.2
27/1/2024	2:58	42.6	45.6			45.3	48.3	40.0	43.0
27/1/2024	3:03	42.9	45.9	45.8	45.7	45.8	48.8	40.3	43.3
27/1/2024	3:08	44.1	47.1			46.7	49.7	40.9	43.9
27/1/2024	3:13	40.7	43.7			43.8	46.8	37.5	40.5
27/1/2024	3:18	40.6	43.6	45.5		43.2	46.2	37.5	40.5
27/1/2024	3:23	44.6	47.6			47.5	50.5	41.9	44.9
27/1/2024	3:28	41.3	44.3			44.0	47.0	38.7	41.7
27/1/2024	3:33	41.9	44.9	44.6	44.1	45.1	48.1	39.0	42.0
27/1/2024	3:38	41.2	44.2			43.9	46.9	38.3	41.3
27/1/2024	3:43	41.6	44.6			44.6	47.6	39.0	42.0
27/1/2024	3:48	40.4	43.4			43.3	46.3	37.6	40.6
27/1/2024	3:53	40.8	43.8	43.6		43.9	46.9	38.0	41.0
27/1/2024	3:58	40.6	43.6			43.3	46.3	37.5	40.5
27/1/2024	4:03	40.5	43.5	45.7	45.9	43.6	46.6	37.2	40.2
27/1/2024	4:08	43.3	46.3			46.5	49.5	39.9	42.9
27/1/2024	4:13	43.6	46.6			46.6	49.6	40.3	43.3
27/1/2024	4:18	44.1	47.1	46.2		47.0	50.0	41.2	44.2
27/1/2024	4:23	41.9	44.9			45.3	48.3	38.5	41.5
27/1/2024	4:28	43.2	46.2			46.6	49.6	40.1	43.1
27/1/2024	4:33	43.2	46.2	46.4	45.9	46.6	49.6	40.2	43.2
27/1/2024	4:38	42.1	45.1			45.5	48.5	38.8	41.8
27/1/2024	4:43	44.6	47.6			48.0	51.0	41.3	44.3
27/1/2024	4:48	40.4	43.4	45.3		43.4	46.4	37.3	40.3
27/1/2024	4:53	41.9	44.9			44.8	47.8	38.6	41.6
27/1/2024	4:58	43.8	46.8			47.0	50.0	40.5	43.5
27/1/2024	5:03	43.4	46.4	47.0	46.9	46.6	49.6	40.1	43.1
27/1/2024	5:08	45.4	48.4			48.9	51.9	42.0	45.0
27/1/2024	5:13	42.9	45.9			46.4	49.4	39.4	42.4
27/1/2024	5:18	43.6	46.6	46.8		47.3	50.3	40.0	43.0
27/1/2024	5:23	43.7	46.7			47.3	50.3	40.3	43.3
27/1/2024	5:28	44.0	47.0			47.6	50.6	40.3	43.3
27/1/2024	5:33	43.3	46.3	47.2	47.7	47.0	50.0	39.7	42.7
27/1/2024	5:38	45.4	48.4			48.8	51.8	42.2	45.2
27/1/2024	5:43	43.7	46.7			47.4	50.4	40.4	43.4
27/1/2024	5:48	45.4	48.4	48.1		48.8	51.8	41.9	44.9
27/1/2024	5:53	44.0	47.0			47.7	50.7	40.4	43.4
27/1/2024	5:58	45.7	48.7			48.9	51.9	42.3	45.3
27/1/2024	6:03	45.2	48.2	48.2	47.9	48.7	51.7	41.3	44.3
27/1/2024	6:08	45.5	48.5			49.4	52.4	42.1	45.1
27/1/2024	6:13	44.8	47.8			48.4	51.4	41.2	44.2
27/1/2024	6:18	44.5	47.5	47.5		48.5	51.5	41.0	44.0
27/1/2024	6:23	44.0	47.0			48.1	51.1	40.0	43.0
27/1/2024	6:28	45.0	48.0			49.0	52.0	41.3	44.3
27/1/2024	6:33	43.8	46.8	47.3	47.5	47.3	50.3	40.4	43.4
27/1/2024	6:38	45.0	48.0			49.1	52.1	41.3	44.3
27/1/2024	6:43	43.9	46.9			47.8	50.8	40.4	43.4
27/1/2024	6:48	44.9	47.9	47.8		48.5	51.5	41.1	44.1
27/1/2024	6:53	45.2	48.2			49.1	52.1	41.7	44.7
27/1/2024	6:58	44.2	47.2			48.3	51.3	40.4	43.4
27/1/2024	23:02	40.2	43.2	43.1	43.2	43.9	46.9	36.7	39.7
27/1/2024	23:07	40.3	43.3			43.5	46.5	36.7	39.7
27/1/2024	23:12	39.8	42.8			42.8	45.8	36.7	39.7
27/1/2024	23:17	40.7	43.7	43.3		43.6	46.6	36.8	39.8
27/1/2024	23:22	40.0	43.0			42.9	45.9	36.2	39.2
27/1/2024	23:27	40.2	43.2			43.8	46.8	37.3	40.3
27/1/2024	23:32	39.9	42.9	43.4	43.4	43.7	46.7	36.4	39.4
27/1/2024	23:37	40.0	43.0			43.0	46.0	36.7	39.7
27/1/2024	23:42	41.1	44.1			44.1	47.1	37.8	40.8
27/1/2024	23:47	41.3	44.3	43.4		45.0	48.0	37.9	40.9
27/1/2024	23:52	40.2	43.2			42.8	45.8	37.4	40.4
27/1/2024	23:57	39.4	42.4			42.8	45.8	36.7	39.7
			Mean	45.2	45.2				
			Maximum	48.2	47.9				
			Minimum	42.7	42.8				

Station: SSNV_M6

Remark: *For Free Field measurement, +3 dB(A) was added to the measured results.

Date	Start Time	Leq (5mins)	Leq (5mins)*	Leq (15mins)	Leq (30mins)	L10 (5mins)	L10 (5mins)*	L90 (5mins)	L90 (5mins)*
28/1/2024	0:02	41.6	44.6	43.8	43.8	45.1	48.1	39.0	42.0
28/1/2024	0:07	39.6	42.6			43.1	46.1	36.8	39.8
28/1/2024	0:12	40.9	43.9			44.0	47.0	37.9	40.9
28/1/2024	0:17	40.1	43.1	43.9		43.5	46.5	37.3	40.3
28/1/2024	0:22	41.6	44.6			45.1	48.1	38.5	41.5
28/1/2024	0:27	40.9	43.9			44.1	47.1	37.6	40.6
28/1/2024	0:32	39.2	42.2	43.1	43.3	41.8	44.8	35.9	38.9
28/1/2024	0:37	41.3	44.3			44.7	47.7	38.4	41.4
28/1/2024	0:42	39.5	42.5			42.5	45.5	36.3	39.3
28/1/2024	0:47	41.4	44.4	43.5		44.7	47.7	38.5	41.5
28/1/2024	0:52	39.3	42.3			42.0	45.0	36.5	39.5
28/1/2024	0:57	40.5	43.5			43.1	46.1	37.9	40.9
28/1/2024	1:02	39.4	42.4	43.6	43.5	42.5	45.5	36.6	39.6
28/1/2024	1:07	42.1	45.1			44.7	47.7	38.9	41.9
28/1/2024	1:12	39.8	42.8			42.9	45.9	36.8	39.8
28/1/2024	1:17	41.5	44.5	43.3		44.6	47.6	38.6	41.6
28/1/2024	1:22	39.2	42.2			42.0	45.0	36.3	39.3
28/1/2024	1:27	40.0	43.0			42.8	45.8	37.4	40.4
28/1/2024	1:32	42.3	45.3	44.4	43.8	45.4	48.4	39.7	42.7
28/1/2024	1:37	41.9	44.9			44.5	47.5	39.1	42.1
28/1/2024	1:42	39.7	42.7			42.5	45.5	36.9	39.9
28/1/2024	1:47	40.2	43.2	43.1		43.2	46.2	37.2	40.2
28/1/2024	1:52	39.4	42.4			42.6	45.6	36.2	39.2
28/1/2024	1:57	40.6	43.6			43.4	46.4	37.6	40.6
28/1/2024	2:02	40.4	43.4	44.4	44.1	43.5	46.5	37.3	40.3
28/1/2024	2:07	41.0	44.0			44.2	47.2	38.4	41.4
28/1/2024	2:12	42.6	45.6			45.6	48.6	39.9	42.9
28/1/2024	2:17	40.2	43.2	43.8		43.1	46.1	37.4	40.4
28/1/2024	2:22	40.8	43.8			43.5	46.5	38.2	41.2
28/1/2024	2:27	41.4	44.4			44.3	47.3	38.8	41.8
28/1/2024	2:32	43.3	46.3	45.7	45.1	46.1	49.1	40.6	43.6
28/1/2024	2:37	43.4	46.4			46.0	49.0	40.8	43.8
28/1/2024	2:42	41.2	44.2			44.0	47.0	38.6	41.6
28/1/2024	2:47	41.0	44.0	44.4		44.1	47.1	38.2	41.2
28/1/2024	2:52	40.9	43.9			43.7	46.7	37.9	40.9
28/1/2024	2:57	42.1	45.1			45.2	48.2	38.9	41.9
28/1/2024	3:02	40.7	43.7	43.5	45.0	43.8	46.8	37.9	40.9
28/1/2024	3:07	40.3	43.3			43.4	46.4	37.2	40.2
28/1/2024	3:12	40.4	43.4			43.6	46.6	37.7	40.7
28/1/2024	3:17	42.7	45.7	46.1		45.8	48.8	39.6	42.6
28/1/2024	3:22	44.6	47.6			47.2	50.2	41.7	44.7
28/1/2024	3:27	41.4	44.4			44.4	47.4	38.8	41.8
28/1/2024	3:32	43.6	46.6	45.6	45.7	46.7	49.7	41.0	44.0
28/1/2024	3:37	41.3	44.3			44.4	47.4	38.1	41.1
28/1/2024	3:42	42.7	45.7	45.7		45.7	48.7	39.8	42.8
28/1/2024	3:47	44.7	47.7			47.6	50.6	41.5	44.5
28/1/2024	3:52	42.1	45.1			45.3	48.3	39.2	42.2
28/1/2024	3:57	40.3	43.3			43.7	46.7	37.1	40.1
28/1/2024	4:02	40.7	43.7	44.5	44.1	43.6	46.6	37.3	40.3
28/1/2024	4:07	42.7	45.7			45.8	48.8	39.7	42.7
28/1/2024	4:12	40.7	43.7			43.8	46.8	37.8	40.8
28/1/2024	4:17	40.5	43.5	43.8		43.7	46.7	37.6	40.6
28/1/2024	4:22	40.3	43.3			43.5	46.5	36.9	39.9
28/1/2024	4:27	41.4	44.4			44.5	47.5	38.4	41.4
28/1/2024	4:32	40.6	43.6	45.8	46.3	43.8	46.8	37.4	40.4
28/1/2024	4:37	44.2	47.2			47.4	50.4	41.1	44.1
28/1/2024	4:42	42.9	45.9			46.0	49.0	40.0	43.0
28/1/2024	4:47	43.1	46.1	46.7		46.5	49.5	40.2	43.2
28/1/2024	4:52	44.9	47.9			48.1	51.1	41.2	44.2
28/1/2024	4:57	42.8	45.8			46.3	49.3	39.6	42.6
28/1/2024	5:02	43.4	46.4	47.2	47.1	46.8	49.8	39.7	42.7
28/1/2024	5:07	43.4	46.4			46.6	49.6	40.2	43.2
28/1/2024	5:12	45.5	48.5			48.7	51.7	42.0	45.0
28/1/2024	5:17	45.6	48.6	47.1		48.8	51.8	41.9	44.9
28/1/2024	5:22	42.3	45.3			46.0	49.0	38.6	41.6
28/1/2024	5:27	43.7	46.7			46.9	49.9	40.2	43.2
28/1/2024	5:32	43.5	46.5	46.9	47.1	46.8	49.8	39.9	42.9
28/1/2024	5:37	42.4	45.4			45.7	48.7	39.1	42.1
28/1/2024	5:42	45.4	48.4			49.1	52.1	41.7	44.7
28/1/2024	5:47	43.1	46.1	47.3		46.8	49.8	39.5	42.5
28/1/2024	5:52	45.7	48.7			49.3	52.3	42.1	45.1
28/1/2024	5:57	43.7	46.7			47.2	50.2	39.8	42.8
28/1/2024	6:02	43.8	46.8	47.6	47.6	47.2	50.2	39.8	42.8
28/1/2024	6:07	44.4	47.4			47.8	50.8	40.9	43.9
28/1/2024	6:12	45.4	48.4			49.0	52.0	42.0	45.0
28/1/2024	6:17	44.1	47.1	47.6		47.8	50.8	40.1	43.1
28/1/2024	6:22	45.1	48.1			48.8	51.8	41.0	44.0
28/1/2024	6:27	44.6	47.6			48.5	51.5	40.9	43.9
28/1/2024	6:32	46.0	49.0	48.4	48.2	49.4	52.4	42.2	45.2
28/1/2024	6:37	44.6	47.6			48.4	51.4	41.2	44.2
28/1/2024	6:42	45.6	48.6			49.5	52.5	41.9	44.9
28/1/2024	6:47	45.6	48.6	48.0		49.6	52.6	41.5	44.5
28/1/2024	6:52	44.7	47.7			49.0	52.0	39.9	42.9
28/1/2024	6:57	44.7	47.7			48.8	51.8	40.3	43.3
28/1/2024	23:02	40.0	43.0	43.3	43.5	43.0	46.0	36.7	39.7
28/1/2024	23:07	39.7	42.7			43.1	46.1	36.7	39.7
28/1/2024	23:12	41.1	44.1			45.0	48.0	36.7	39.7
28/1/2024	23:17	39.7	42.7	43.6		42.8	45.8	36.8	39.8
28/1/2024	23:22	41.1	44.1			44.2	47.2	36.2	39.2
28/1/2024	23:27	41.0	44.0			44.4	47.4	37.3	40.3
28/1/2024	23:32	41.6	44.6	43.6	43.3	44.7	47.7	36.4	39.4
28/1/2024	23:37	39.8	42.8			43.0	46.0	36.7	39.7
28/1/2024	23:42	40.1	43.1			43.1	46.1	37.8	40.8
28/1/2024	23:47	40.9	43.9	43.0		43.6	46.6	37.9	40.9
28/1/2024	23:52	39.4	42.4			42.5	45.5	37.4	40.4
28/1/2024	23:57	39.6	42.6			43.0	46.0	36.7	39.7
			Mean	45.1	45.1				
			Maximum	48.4	48.2				
			Minimum	43.0	43.3				

Date	Start Time	Leq (5mins)	Leq (5mins)*	Leq (15mins)	Leq (30mins)	L10 (5mins)	L10 (5mins)*	L90 (5mins)	L90 (5mins)*
29/1/2024	0:02	40.0	43.0	43.1	42.7	42.6	45.6	37.0	40.0
29/1/2024	0:07	40.7	43.7			43.7	46.7	38.0	41.0
29/1/2024	0:12	39.4	42.4			42.3	45.3	36.2	39.2
29/1/2024	0:17	39.4	42.4	42.4		42.5	45.5	36.1	39.1
29/1/2024	0:22	39.4	42.4			42.5	45.5	36.1	39.1
29/1/2024	0:27	39.3	42.3			42.7	45.7	36.1	39.1
29/1/2024	0:32	41.0	44.0	43.7	44.2	44.1	47.1	38.2	41.2
29/1/2024	0:37	41.5	44.5			44.1	47.1	38.4	41.4
29/1/2024	0:42	39.3	42.3			42.0	45.0	36.4	39.4
29/1/2024	0:47	39.7	42.7	44.6		42.3	45.3	36.9	39.9
29/1/2024	0:52	42.3	45.3			45.1	48.1	39.3	42.3
29/1/2024	0:57	42.3	45.3			44.9	47.9	39.4	42.4
29/1/2024	1:02	41.4	44.4	44.9	44.6	44.2	47.2	38.7	41.7
29/1/2024	1:07	41.5	44.5			44.2	47.2	38.5	41.5
29/1/2024	1:12	42.6	45.6			45.4	48.4	39.8	42.8
29/1/2024	1:17	42.4	45.4	44.3		45.4	48.4	39.4	42.4
29/1/2024	1:22	39.5	42.5			42.6	45.6	36.9	39.9
29/1/2024	1:27	41.5	44.5			44.4	47.4	38.4	41.4
29/1/2024	1:32	42.5	45.5	44.9	45.1	45.3	48.3	39.8	42.8
29/1/2024	1:37	39.9	42.9			42.7	45.7	36.7	39.7
29/1/2024	1:42	42.7	45.7			45.3	48.3	40.1	43.1
29/1/2024	1:47	42.2	45.2	45.3		45.3	48.3	39.0	42.0
29/1/2024	1:52	43.4	46.4			46.1	49.1	40.6	43.6
29/1/2024	1:57	40.8	43.8			43.6	46.6	37.6	40.6
29/1/2024	2:02	41.8	44.8	45.4	45.3	44.8	47.8	39.2	42.2
29/1/2024	2:07	41.8	44.8			44.8	47.8	39.0	42.0
29/1/2024	2:12	43.4	46.4			46.5	49.5	40.3	43.3
29/1/2024	2:17	42.8	45.8	45.3		45.8	48.8	39.6	42.6
29/1/2024	2:22	41.2	44.2			44.3	47.3	38.5	41.5
29/1/2024	2:27	42.6	45.6			45.3	48.3	39.5	42.5
29/1/2024	2:32	41.2	44.2	45.3	44.6	44.1	47.1	38.1	41.1
29/1/2024	2:37	43.5	46.5			46.1	49.1	40.8	43.8
29/1/2024	2:42	41.8	44.8			45.0	48.0	39.1	42.1
29/1/2024	2:47	41.4	44.4	43.9		44.6	47.6	38.6	41.6
29/1/2024	2:52	40.6	43.6			43.2	46.2	37.7	40.7
29/1/2024	2:57	40.6	43.6			43.7	46.7	37.9	40.9
29/1/2024	3:02	43.2	46.2	45.8	45.7	46.1	49.1	40.0	43.0
29/1/2024	3:07	43.9	46.9			46.6	49.6	40.8	43.8
29/1/2024	3:12	40.8	43.8			44.0	47.0	38.0	41.0
29/1/2024	3:17	42.7	45.7	45.6		45.8	48.8	40.0	43.0
29/1/2024	3:22	43.1	46.1			46.1	49.1	39.9	42.9
29/1/2024	3:27	41.8	44.8			44.7	47.7	39.1	42.1
29/1/2024	3:32	42.8	45.8	44.9	45.2	45.6	48.6	40.1	43.1
29/1/2024	3:37	41.5	44.5			44.7	47.7	38.6	41.6
29/1/2024	3:42	41.3	44.3			44.0	47.0	38.5	41.5
29/1/2024	3:47	42.1	45.1	45.4		45.0	48.0	38.7	41.7
29/1/2024	3:52	42.4	45.4			45.7	48.7	39.2	42.2
29/1/2024	3:57	42.6	45.6			45.7	48.7	39.2	42.2
29/1/2024	4:02	44.5	47.5	46.8	46.4	47.5	50.5	41.3	44.3
29/1/2024	4:07	43.1	46.1			46.3	49.3	39.7	42.7
29/1/2024	4:12	43.7	46.7			46.6	49.6	40.8	43.8
29/1/2024	4:17	44.0	47.0	45.8		47.3	50.3	40.6	43.6
29/1/2024	4:22	40.7	43.7			43.8	46.8	37.6	40.6
29/1/2024	4:27	43.2	46.2			46.3	49.3	39.9	42.9
29/1/2024	4:32	42.2	45.2	45.4	45.4	45.6	48.6	39.0	42.0
29/1/2024	4:37	41.8	44.8			45.2	48.2	38.9	41.9
29/1/2024	4:42	43.0	46.0			46.0	49.0	39.8	42.8
29/1/2024	4:47	40.4	43.4	45.3		43.8	46.8	36.8	39.8
29/1/2024	4:52	42.7	45.7			45.9	48.9	39.1	42.1
29/1/2024	4:57	43.4	46.4			46.8	49.8	39.9	42.9
29/1/2024	5:02	44.2	47.2	46.1	47.3	47.4	50.4	40.6	43.6
29/1/2024	5:07	42.5	45.5			45.9	48.9	39.2	42.2
29/1/2024	5:12	42.5	45.5			46.2	49.2	39.3	42.3
29/1/2024	5:17	45.1	48.1	48.1		48.7	51.7	41.8	44.8
29/1/2024	5:22	44.4	47.4			47.6	50.6	40.8	43.8
29/1/2024	5:27	45.8	48.8			49.1	52.1	42.1	45.1
29/1/2024	5:32	44.2	47.2	47.6	47.8	47.5	50.5	40.6	43.6
29/1/2024	5:37	45.8	48.8			49.2	52.2	42.5	45.5
29/1/2024	5:42	43.3	46.3			46.8	49.8	40.0	43.0
29/1/2024	5:47	45.4	48.4	48.1		48.8	51.8	41.5	44.5
29/1/2024	5:52	44.8	47.8			48.6	51.6	40.9	43.9
29/1/2024	5:57	45.0	48.0			48.4	51.4	41.2	44.2
29/1/2024	6:02	43.7	46.7	47.2	47.9	47.3	50.3	39.9	42.9
29/1/2024	6:07	44.8	47.8			48.3	51.3	41.1	44.1
29/1/2024	6:12	44.1	47.1			48.0	51.0	40.2	43.2
29/1/2024	6:17	46.0	49.0	48.5		49.9	52.9	42.4	45.4
29/1/2024	6:22	45.5	48.5			49.6	52.6	41.7	44.7
29/1/2024	6:27	44.8	47.8			48.8	51.8	41.4	44.4
29/1/2024	6:32	45.0	48.0	47.5	48.5	48.4	51.4	41.4	44.4
29/1/2024	6:37	43.9	46.9			47.6	50.6	40.5	43.5
29/1/2024	6:42	44.4	47.4			48.5	51.5	40.3	43.3
29/1/2024	6:47	45.6	48.6	49.3		50.5	53.5	41.0	44.0
29/1/2024	6:52	46.9	49.9			51.4	54.4	43.2	46.2
29/1/2024	6:57	46.4	49.4			50.2	53.2	41.9	44.9
29/1/2024	23:02	39.9	42.9	44.0	43.9	43.8	46.8	35.6	38.6
29/1/2024	23:07	41.4	44.4			44.3	47.3	38.4	41.4
29/1/2024	23:12	41.4	44.4			45.2	48.2	37.8	40.8
29/1/2024	23:17	41.2	44.2	43.8		44.7	47.7	37.3	40.3
29/1/2024	23:22	41.5	44.5			45.4	48.4	38.4	41.4
29/1/2024	23:27	39.6	42.6			42.7	45.7	36.2	39.2
29/1/2024	23:32	40.8	43.8	43.9	43.7	44.3	47.3	37.5	40.5
29/1/2024	23:37	40.6	43.6			43.5	46.5	37.2	40.2
29/1/2024	23:42	41.3	44.3			44.4	47.4	38.4	41.4
29/1/2024	23:47	41.2	44.2	43.5		44.4	47.4	38.1	41.1
29/1/2024	23:52	40.7	43.7			44.4	47.4	36.9	39.9
29/1/2024	23:57	39.4	42.4			43.0	46.0	36.2	39.2
			Mean	45.5	45.5				
			Maximum	49.3	48.5				
			Minimum	42.4	42.7				

Station: SSNV_M6

Remark: *For Free Field measurement, +3 dB(A) was added to the measured results.

Date	Start Time	Leq (5mins)	Leq (5mins)*	Leq (15mins)	Leq (30mins)	L10 (5mins)	L10 (5mins)*	L90 (5mins)	L90 (5mins)*
30/1/2024	0:02	41.4	44.4	43.5	43.6	44.4	47.4	37.9	40.9
30/1/2024	0:07	40.6	43.6			43.5	46.5	37.1	40.1
30/1/2024	0:12	39.2	42.2			42.4	45.4	36.0	39.0
30/1/2024	0:17	40.6	43.6	43.7		43.5	46.5	37.5	40.5
30/1/2024	0:22	41.5	44.5			44.1	47.1	38.2	41.2
30/1/2024	0:27	39.7	42.7			43.1	46.1	36.7	39.7
30/1/2024	0:32	41.0	44.0	43.8	43.9	43.8	46.8	38.2	41.2
30/1/2024	0:37	41.3	44.3			44.6	47.6	38.4	41.4
30/1/2024	0:42	40.0	43.0			43.2	46.2	37.0	40.0
30/1/2024	0:47	40.2	43.2	44.0		42.8	45.8	36.9	39.9
30/1/2024	0:52	41.4	44.4			44.5	47.5	38.5	41.5
30/1/2024	0:57	41.4	44.4			44.7	47.7	38.6	41.6
30/1/2024	1:02	39.8	42.8	43.6	43.3	43.0	46.0	36.8	39.8
30/1/2024	1:07	39.9	42.9			42.9	45.9	36.7	39.7
30/1/2024	1:12	41.8	44.8			45.0	48.0	38.7	41.7
30/1/2024	1:17	40.4	43.4	42.9		43.1	46.1	37.4	40.4
30/1/2024	1:22	39.4	42.4			42.0	45.0	36.2	39.2
30/1/2024	1:27	39.9	42.9			42.9	45.9	37.1	40.1
30/1/2024	1:32	42.4	45.4	43.9	43.5	45.5	48.5	39.6	42.6
30/1/2024	1:37	40.2	43.2			43.1	46.1	37.6	40.6
30/1/2024	1:42	39.5	42.5			42.2	45.2	36.5	39.5
30/1/2024	1:47	40.3	43.3	43.1		43.2	46.2	37.6	40.6
30/1/2024	1:52	39.4	42.4			42.4	45.4	36.4	39.4
30/1/2024	1:57	40.6	43.6			43.3	46.3	37.4	40.4
30/1/2024	2:02	43.5	46.5	45.5	45.3	46.2	49.2	40.8	43.8
30/1/2024	2:07	43.1	46.1			45.8	48.8	40.2	43.2
30/1/2024	2:12	40.2	43.2			43.0	46.0	37.3	40.3
30/1/2024	2:17	40.3	43.3	45.1		43.2	46.2	37.3	40.3
30/1/2024	2:22	43.1	46.1			46.0	49.0	40.3	43.3
30/1/2024	2:27	42.5	45.5			45.7	48.7	39.7	42.7
30/1/2024	2:32	43.6	46.6	44.7	44.5	46.3	49.3	40.9	43.9
30/1/2024	2:37	40.4	43.4			43.6	46.6	37.5	40.5
30/1/2024	2:42	40.4	43.4			43.5	46.5	37.4	40.4
30/1/2024	2:47	41.8	44.8	44.2		44.4	47.4	38.7	41.7
30/1/2024	2:52	41.2	44.2			44.2	47.2	38.3	41.3
30/1/2024	2:57	40.4	43.4			43.4	46.4	37.7	40.7
30/1/2024	3:02	44.5	47.5	47.2	46.4	47.6	50.6	41.8	44.8
30/1/2024	3:07	44.3	47.3			47.2	50.2	41.3	44.3
30/1/2024	3:12	43.7	46.7			46.6	49.6	41.1	44.1
30/1/2024	3:17	40.7	43.7	45.4		43.5	46.5	37.5	40.5
30/1/2024	3:22	44.1	47.1			46.9	49.9	41.5	44.5
30/1/2024	3:27	41.8	44.8			44.4	47.4	38.7	41.7
30/1/2024	3:32	41.7	44.7	45.0	44.6	44.3	47.3	39.0	42.0
30/1/2024	3:37	42.1	45.1			45.2	48.2	38.9	41.9
30/1/2024	3:42	42.1	45.1			44.8	47.8	39.4	42.4
30/1/2024	3:47	41.3	44.3	44.3		44.3	47.3	38.4	41.4
30/1/2024	3:52	40.3	43.3			43.5	46.5	37.3	40.3
30/1/2024	3:57	42.1	45.1			45.3	48.3	39.3	42.3
30/1/2024	4:02	44.4	47.4	47.5	46.5	47.0	50.0	41.3	44.3
30/1/2024	4:07	44.9	47.9			48.1	51.1	41.8	44.8
30/1/2024	4:12	44.2	47.2			47.2	50.2	40.9	43.9
30/1/2024	4:17	42.0	45.0	45.3		45.2	48.2	39.0	42.0
30/1/2024	4:22	41.3	44.3			44.7	47.7	38.2	41.2
30/1/2024	4:27	43.3	46.3			46.4	49.4	40.0	43.0
30/1/2024	4:32	43.0	46.0	46.2	45.9	46.1	49.1	39.8	42.8
30/1/2024	4:37	44.2	47.2			47.2	50.2	41.1	44.1
30/1/2024	4:42	42.1	45.1			45.5	48.5	39.2	42.2
30/1/2024	4:47	43.8	46.8	45.7		47.2	50.2	40.4	43.4
30/1/2024	4:52	42.9	45.9			46.0	49.0	39.9	42.9
30/1/2024	4:57	40.9	43.9			44.2	47.2	37.8	40.8
30/1/2024	5:02	45.6	48.6	48.1	47.6	48.8	51.8	42.6	45.6
30/1/2024	5:07	45.5	48.5			49.2	52.2	41.8	44.8
30/1/2024	5:12	43.9	46.9			47.1	50.1	40.4	43.4
30/1/2024	5:17	43.7	46.7	47.0		47.4	50.4	40.1	43.1
30/1/2024	5:22	44.6	47.6			48.3	51.3	41.1	44.1
30/1/2024	5:27	43.7	46.7			47.0	50.0	40.2	43.2
30/1/2024	5:32	44.4	47.4	47.3	47.5	48.0	51.0	40.7	43.7
30/1/2024	5:37	45.3	48.3			49.0	52.0	42.0	45.0
30/1/2024	5:42	42.7	45.7			46.4	49.4	39.1	42.1
30/1/2024	5:47	45.4	48.4	47.7		48.6	51.6	41.8	44.8
30/1/2024	5:52	45.4	48.4			48.7	51.7	42.0	45.0
30/1/2024	5:57	42.6	45.6			46.1	49.1	39.3	42.3
30/1/2024	6:02	45.3	48.3	47.7	47.9	48.6	51.6	42.1	45.1
30/1/2024	6:07	44.6	47.6			48.0	51.0	40.6	43.6
30/1/2024	6:12	44.2	47.2			47.7	50.7	40.4	43.4
30/1/2024	6:17	46.0	49.0	48.1		49.4	52.4	42.5	45.5
30/1/2024	6:22	45.1	48.1			48.5	51.5	41.3	44.3
30/1/2024	6:27	43.9	46.9			47.8	50.8	40.3	43.3
30/1/2024	6:32	43.8	46.8	47.3	47.7	47.8	50.8	40.1	43.1
30/1/2024	6:37	44.9	47.9			48.5	51.5	40.9	43.9
30/1/2024	6:42	44.2	47.2			47.7	50.7	40.8	43.8
30/1/2024	6:47	45.5	48.5	48.0		49.0	52.0	41.5	44.5
30/1/2024	6:52	43.9	46.9			47.9	50.9	40.4	43.4
30/1/2024	6:57	45.4	48.4			49.0	52.0	41.9	44.9
30/1/2024	23:02	39.8	42.8	42.7	43.4	43.7	46.7	36.3	39.3
30/1/2024	23:07	39.3	42.3			43.0	46.0	35.8	38.8
30/1/2024	23:12	40.0	43.0			43.3	46.3	36.8	39.8
30/1/2024	23:17	41.7	44.7	43.9		45.1	48.1	37.8	40.8
30/1/2024	23:22	40.6	43.6			44.3	47.3	37.5	40.5
30/1/2024	23:27	40.4	43.4			44.0	47.0	37.2	40.2
30/1/2024	23:32	41.1	44.1	44.3	43.7	44.3	47.3	37.4	40.4
30/1/2024	23:37	40.8	43.8			44.7	47.7	36.9	39.9
30/1/2024	23:42	41.9	44.9			45.5	48.5	38.6	41.6
30/1/2024	23:47	40.1	43.1	42.9		43.0	46.0	36.6	39.6
30/1/2024	23:52	39.9	42.9			42.9	45.9	36.8	39.8
30/1/2024	23:57	39.8	42.8			43.7	46.7	36.1	39.1
			Mean	**45.3**	**45.3**				
			Maximum	**48.1**	**47.9**				
			Minimum	**42.7**	**43.3**				

Date	Start Time	Leq (5mins)	Leq (5mins)*	Leq (15mins)	Leq (30mins)	L10 (5mins)	L10 (5mins)*	L90 (5mins)	L90 (5mins)*
31/1/2024	0:02	39.9	42.9	43.0	43.4	43.4	46.4	36.7	39.7
31/1/2024	0:07	40.2	43.2			43.4	46.4	36.9	39.9
31/1/2024	0:12	40.0	43.0			42.7	45.7	36.6	39.6
31/1/2024	0:17	41.0	44.0	43.7		44.0	47.0	37.5	40.5
31/1/2024	0:22	39.7	42.7			43.0	46.0	36.6	39.6
31/1/2024	0:27	41.2	44.2			44.3	47.3	38.4	41.4
31/1/2024	0:32	41.3	44.3	43.5	43.9	44.8	47.8	38.0	41.0
31/1/2024	0:37	39.2	42.2			42.3	45.3	36.5	39.5
31/1/2024	0:42	40.7	43.7			43.4	46.4	37.6	40.6
31/1/2024	0:47	40.7	43.7	44.4		44.0	47.0	37.7	40.7
31/1/2024	0:52	42.0	45.0			45.4	48.4	38.7	41.7
31/1/2024	0:57	41.3	44.3			44.8	47.8	38.1	41.1
31/1/2024	1:02	41.7	44.7	44.4	44.6	44.7	47.7	38.9	41.9
31/1/2024	1:07	41.9	44.9			44.7	47.7	38.9	41.9
31/1/2024	1:12	40.6	43.6			43.4	46.4	37.4	40.4
31/1/2024	1:17	42.4	45.4	44.8		45.1	48.1	39.5	42.5
31/1/2024	1:22	40.0	43.0			43.0	46.0	37.4	40.4
31/1/2024	1:27	42.6	45.6			45.5	48.5	39.7	42.7
31/1/2024	1:32	40.7	43.7	44.1	44.2	43.6	46.6	37.5	40.5
31/1/2024	1:37	41.1	44.1			43.9	46.9	37.9	40.9
31/1/2024	1:42	41.4	44.4			44.6	47.6	38.2	41.2
31/1/2024	1:47	41.2	44.2	44.3		43.9	46.9	38.2	41.2
31/1/2024	1:52	41.0	44.0			44.0	47.0	38.1	41.1
31/1/2024	1:57	41.6	44.6			44.2	47.2	38.5	41.5
31/1/2024	2:02	40.3	43.3	44.7	45.1	43.0	46.0	37.6	40.6
31/1/2024	2:07	40.5	43.5			43.1	46.1	37.6	40.6
31/1/2024	2:12	43.5	46.5			46.7	49.7	40.3	43.3
31/1/2024	2:17	41.9	44.9	45.4		44.7	47.7	39.1	42.1
31/1/2024	2:22	43.5	46.5			46.3	49.3	40.3	43.3
31/1/2024	2:27	41.7	44.7			44.8	47.8	39.1	42.1
31/1/2024	2:32	42.3	45.3	44.6	45.7	45.5	48.5	39.3	42.3
31/1/2024	2:37	41.2	44.2			44.1	47.1	38.4	41.4
31/1/2024	2:42	41.2	44.2			44.3	47.3	38.6	41.6
31/1/2024	2:47	43.6	46.6	46.5		46.3	49.3	40.7	43.7
31/1/2024	2:52	43.4	46.4			46.2	49.2	40.6	43.6
31/1/2024	2:57	43.5	46.5			46.7	49.7	40.4	43.4
31/1/2024	3:02	44.7	47.7	46.5	45.7	47.3	50.3	41.8	44.8
31/1/2024	3:07	43.3	46.3			45.9	48.9	40.6	43.6
31/1/2024	3:12	42.1	45.1			45.1	48.1	38.9	41.9
31/1/2024	3:17	41.0	44.0	44.8		44.2	47.2	37.9	40.9
31/1/2024	3:22	43.5	46.5			46.7	49.7	40.3	43.3
31/1/2024	3:27	40.2	43.2			43.0	46.0	37.1	40.1
31/1/2024	3:32	43.9	46.9	46.4	46.5	46.6	49.6	40.9	43.9
31/1/2024	3:37	40.9	43.9			43.6	46.6	38.3	41.3
31/1/2024	3:42	44.6	47.6			47.3	50.3	41.6	44.6
31/1/2024	3:47	44.5	47.5	46.5		47.5	50.5	41.9	44.9
31/1/2024	3:52	42.6	45.6			45.4	48.4	39.6	42.6
31/1/2024	3:57	43.3	46.3			45.9	48.9	40.2	43.2
31/1/2024	4:02	44.7	47.7	45.9	45.9	48.0	51.0	41.5	44.5
31/1/2024	4:07	40.8	43.8			43.8	46.8	37.6	40.6
31/1/2024	4:12	42.3	45.3			45.2	48.2	39.4	42.4
31/1/2024	4:17	43.9	46.9	46.0		47.3	50.3	40.6	43.6
31/1/2024	4:22	41.1	44.1			44.5	47.5	37.7	40.7
31/1/2024	4:27	43.4	46.4			46.8	49.8	40.2	43.2
31/1/2024	4:32	41.5	44.5	46.0	46.8	44.8	47.8	38.4	41.4
31/1/2024	4:37	42.5	45.5			45.8	48.8	39.2	42.2
31/1/2024	4:42	44.4	47.4			47.4	50.4	41.3	44.3
31/1/2024	4:47	43.5	46.5	47.4		46.8	49.8	40.4	43.4
31/1/2024	4:52	45.7	48.7			49.1	52.1	42.5	45.5
31/1/2024	4:57	43.7	46.7			46.7	49.7	40.8	43.8
31/1/2024	5:02	44.7	47.7	47.4	47.5	47.9	50.9	41.0	44.0
31/1/2024	5:07	42.9	45.9			46.3	49.3	39.5	42.5
31/1/2024	5:12	45.2	48.2			48.7	51.7	41.6	44.6
31/1/2024	5:17	45.0	48.0	47.6		48.7	51.7	41.6	44.6
31/1/2024	5:22	45.0	48.0			48.2	51.2	41.8	44.8
31/1/2024	5:27	43.8	46.8			47.2	50.2	40.4	43.4
31/1/2024	5:32	42.7	45.7	46.7	47.0	46.3	49.3	39.0	42.0
31/1/2024	5:37	43.3	46.3			46.8	49.8	39.7	42.7
31/1/2024	5:42	44.9	47.9			48.6	51.6	41.6	44.6
31/1/2024	5:47	42.8	45.8	47.2		46.0	49.0	39.4	42.4
31/1/2024	5:52	44.3	47.3			47.9	50.9	40.9	43.9
31/1/2024	5:57	45.2	48.2			48.9	51.9	41.8	44.8
31/1/2024	6:02	44.7	47.7	47.8	48.0	48.8	51.8	41.1	44.1
31/1/2024	6:07	45.3	48.3			48.8	51.8	41.2	44.2
31/1/2024	6:12	44.4	47.4			48.3	51.3	40.9	43.9
31/1/2024	6:17	45.2	48.2	48.1		48.9	51.9	41.8	44.8
31/1/2024	6:22	44.0	47.0			47.7	50.7	40.1	43.1
31/1/2024	6:27	46.0	49.0			49.9	52.9	42.2	45.2
31/1/2024	6:32	46.0	49.0	48.3	49.0	50.1	53.1	42.3	45.3
31/1/2024	6:37	44.0	47.0			47.9	50.9	40.2	43.2
31/1/2024	6:42	45.7	48.7			49.3	52.3	41.9	44.9
31/1/2024	6:47	46.0	49.0	49.7		49.8	52.8	42.6	45.6
31/1/2024	6:52	47.0	50.0			50.6	53.6	43.1	46.1
31/1/2024	6:57	46.9	49.9			50.6	53.6	43.4	46.4
31/1/2024	23:04	41.2	44.2	44.3	44.0	44.7	47.7	38.3	41.3
31/1/2024	23:09	41.6	44.6			44.8	47.8	38.4	41.4
31/1/2024	23:14	41.0	44.0			44.1	47.1	37.4	40.4
31/1/2024	23:19	39.8	42.8	43.8		43.0	46.0	36.1	39.1
31/1/2024	23:24	40.8	43.8			44.2	47.2	37.8	40.8
31/1/2024	23:29	41.5	44.5			45.4	48.4	37.9	40.9
31/1/2024	23:34	40.9	43.9	44.0	43.6	44.0	47.0	37.4	40.4
31/1/2024	23:39	41.2	44.2			44.1	47.1	37.6	40.6
31/1/2024	23:44	41.0	44.0			44.1	47.1	37.2	40.2
31/1/2024	23:49	39.4	42.4	43.1		43.2	46.2	36.4	39.4
31/1/2024	23:54	39.5	42.5			42.9	45.9	36.3	39.3
31/1/2024	23:59	41.2	44.2			44.2	47.2	37.9	40.9
			Mean	**45.7**	**45.7**				
			Maximum	**49.7**	**49.0**				
			Minimum	**43.0**	**43.4**				

Station: SSNV_M6

Remark: *For Free Field measurement, +3 dB(A) was added to the measured results.

Date	Start Time	Leq (5mins)	Leq (5mins)*	Leq (15mins)	Leq (30mins)	L10 (5mins)	L10 (5mins)*	L90 (5mins)	L90 (5mins)*
1/2/2024	0:04	39.3	42.3	42.8	43.2	42.1	45.1	35.8	38.8
1/2/2024	0:09	40.8	43.8			44.0	47.0	38.0	41.0
1/2/2024	0:14	39.2	42.2			42.0	45.0	36.2	39.2
1/2/2024	0:19	39.5	42.5	43.5		42.5	45.5	36.8	39.8
1/2/2024	0:24	41.3	44.3			44.4	47.4	38.3	41.3
1/2/2024	0:29	40.5	43.5			43.2	46.2	37.4	40.4
1/2/2024	0:34	41.4	44.4	44.4	44.0	44.7	47.7	38.3	41.3
1/2/2024	0:39	41.6	44.6			44.7	47.7	38.3	41.3
1/2/2024	0:44	41.1	44.1			44.6	47.6	38.4	41.4
1/2/2024	0:49	41.5	44.5	43.6		45.0	48.0	38.5	41.5
1/2/2024	0:54	40.7	43.7			44.2	47.2	37.6	40.6
1/2/2024	0:59	39.4	42.4			42.1	45.1	36.7	39.7
1/2/2024	1:04	42.5	45.5	45.2	45.1	45.7	48.7	39.4	42.4
1/2/2024	1:09	42.2	45.2			45.2	48.2	39.4	42.4
1/2/2024	1:14	41.9	44.9			44.6	47.6	39.2	42.2
1/2/2024	1:19	42.1	45.1	44.9		45.0	48.0	39.3	42.3
1/2/2024	1:24	40.8	43.8			43.8	46.8	38.1	41.1
1/2/2024	1:29	42.6	45.6			45.7	48.7	39.7	42.7
1/2/2024	1:34	40.7	43.7	44.3	44.2	43.5	46.5	37.7	40.7
1/2/2024	1:39	41.9	44.9			44.9	47.9	38.9	41.9
1/2/2024	1:44	41.2	44.2			43.9	46.9	38.1	41.1
1/2/2024	1:49	41.4	44.4	44.2		44.5	47.5	38.5	41.5
1/2/2024	1:54	40.1	43.1			43.2	46.2	36.9	39.9
1/2/2024	1:59	41.9	44.9			44.8	47.8	38.8	41.8
1/2/2024	2:04	43.2	46.2	45.1	44.7	46.1	49.1	40.6	43.6
1/2/2024	2:09	40.4	43.4			43.5	46.5	37.4	40.4
1/2/2024	2:14	42.2	45.2			45.3	48.3	39.5	42.5
1/2/2024	2:19	42.1	45.1	44.4		44.7	47.7	39.0	42.0
1/2/2024	2:24	41.6	44.6			44.6	47.6	38.5	41.5
1/2/2024	2:29	40.2	43.2			43.2	46.2	37.4	40.4
1/2/2024	2:34	40.5	43.5	45.6	45.3	43.5	46.5	37.8	40.8
1/2/2024	2:39	43.2	46.2			46.3	49.3	40.6	43.6
1/2/2024	2:44	43.5	46.5			46.5	49.5	40.7	43.7
1/2/2024	2:49	40.2	43.2	45.0		43.4	46.4	37.5	40.5
1/2/2024	2:54	41.1	44.1			44.0	47.0	37.9	40.9
1/2/2024	2:59	43.9	46.9			46.8	49.8	41.1	44.1
1/2/2024	3:04	42.6	45.6	46.6	46.6	45.7	48.7	40.0	43.0
1/2/2024	3:09	44.3	47.3			47.1	50.1	41.1	44.1
1/2/2024	3:14	43.6	46.6			46.8	49.8	40.5	43.5
1/2/2024	3:19	44.2	47.2	46.7		47.0	50.0	41.6	44.6
1/2/2024	3:24	44.4	47.4			47.3	50.3	41.4	44.4
1/2/2024	3:29	42.0	45.0			45.2	48.2	38.9	41.9
1/2/2024	3:34	44.6	47.6	46.6	46.8	47.4	50.4	41.4	44.4
1/2/2024	3:39	43.0	46.0			45.9	48.9	40.2	43.2
1/2/2024	3:44	42.9	45.9			45.6	48.6	39.9	42.9
1/2/2024	3:49	44.7	47.7	47.1		47.5	50.5	41.7	44.7
1/2/2024	3:54	44.2	47.2			46.9	49.9	41.5	44.5
1/2/2024	3:59	43.2	46.2			46.3	49.3	40.2	43.2
1/2/2024	4:04	41.9	44.9	45.6	45.2	45.1	48.1	38.9	41.9
1/2/2024	4:09	42.3	45.3			45.6	48.6	38.9	41.9
1/2/2024	4:14	43.5	46.5			46.8	49.8	40.1	43.1
1/2/2024	4:19	42.4	45.4	44.8		45.4	48.4	39.3	42.3
1/2/2024	4:24	40.3	43.3			43.4	46.4	37.1	40.1
1/2/2024	4:29	42.4	45.4			45.4	48.4	39.5	42.5
1/2/2024	4:34	40.5	43.5	44.3	45.1	43.5	46.5	37.5	40.5
1/2/2024	4:39	40.9	43.9			43.8	46.8	37.5	40.5
1/2/2024	4:44	42.4	45.4			45.4	48.4	39.1	42.1
1/2/2024	4:49	42.1	45.1	45.8		45.0	48.0	38.8	41.8
1/2/2024	4:54	41.8	44.8			44.9	47.9	38.9	41.9
1/2/2024	4:59	44.1	47.1			47.3	50.3	40.7	43.7
1/2/2024	5:04	44.6	47.6	48.1	47.4	47.8	50.8	41.1	44.1
1/2/2024	5:09	44.7	47.7			48.4	51.4	41.1	44.1
1/2/2024	5:14	45.8	48.8			49.4	52.4	42.1	45.1
1/2/2024	5:19	44.5	47.5	46.6		47.7	50.7	40.9	43.9
1/2/2024	5:24	43.2	46.2			46.5	49.5	39.6	42.6
1/2/2024	5:29	42.9	45.9			46.6	49.6	39.2	42.2
1/2/2024	5:34	45.4	48.4	46.9	47.1	48.7	51.7	41.7	44.7
1/2/2024	5:39	43.1	46.1			46.4	49.4	39.6	42.6
1/2/2024	5:44	42.6	45.6			46.3	49.3	39.2	42.2
1/2/2024	5:49	42.5	45.5	47.2		46.0	49.0	39.3	42.3
1/2/2024	5:54	43.9	46.9			47.3	50.3	40.3	43.3
1/2/2024	5:59	45.7	48.7			49.3	52.3	42.5	45.5
1/2/2024	6:04	44.9	47.9	48.6	48.0	48.7	51.7	40.9	43.9
1/2/2024	6:09	46.0	49.0			49.8	52.8	42.1	45.1
1/2/2024	6:14	45.8	48.8			49.7	52.7	42.0	45.0
1/2/2024	6:19	43.9	46.9	47.3		47.6	50.6	40.2	43.2
1/2/2024	6:24	45.1	48.1			48.8	51.8	41.0	44.0
1/2/2024	6:29	43.9	46.9			47.6	50.6	39.9	42.9
1/2/2024	6:34	46.0	49.0	48.4	48.5	50.1	53.1	41.9	44.9
1/2/2024	6:39	45.8	48.8			49.6	52.6	41.7	44.7
1/2/2024	6:44	44.2	47.2			47.9	50.9	40.5	43.5
1/2/2024	6:49	44.6	47.6	48.6		48.6	51.6	40.7	43.7
1/2/2024	6:54	43.7	46.7			47.3	50.3	40.2	43.2
1/2/2024	6:59	47.5	50.5			51.1	54.1	43.6	46.6
1/2/2024	23:04	41.5	44.5	43.8	43.6	45.3	48.3	37.8	40.8
1/2/2024	23:09	40.3	43.3			43.3	46.3	37.3	40.3
1/2/2024	23:14	40.5	43.5			43.8	46.8	37.3	40.3
1/2/2024	23:19	39.5	42.5	43.5		43.2	46.2	36.2	39.2
1/2/2024	23:24	40.0	43.0			43.2	46.2	36.6	39.6
1/2/2024	23:29	41.6	44.6			45.4	48.4	37.8	40.8
1/2/2024	23:34	41.6	44.6	44.1	43.5	45.2	48.2	37.7	40.7
1/2/2024	23:39	41.6	44.6			45.3	48.3	37.8	40.8
1/2/2024	23:44	39.9	42.9			43.4	46.4	36.8	39.8
1/2/2024	23:49	40.3	43.3	42.7		43.5	46.5	37.3	40.3
1/2/2024	23:54	39.4	42.4			42.7	45.7	36.1	39.1
1/2/2024	23:59	39.3	42.3			42.1	45.1	36.6	39.6
			Mean	**45.5**	**45.5**				
			Maximum	**48.6**	**48.5**				
			Minimum	**42.7**	**43.2**				

Date	Start Time	Leq (5mins)	Leq (5mins)*	Leq (15mins)	Leq (30mins)	L10 (5mins)	L10 (5mins)*	L90 (5mins)	L90 (5mins)*
2/2/2024	0:04	39.9	42.9	43.4	43.3	43.1	46.1	36.8	39.8
2/2/2024	0:09	40.7	43.7			43.3	46.3	37.7	40.7
2/2/2024	0:14	40.5	43.5			43.6	46.6	37.7	40.7
2/2/2024	0:19	39.2	42.2	43.2		42.1	45.1	36.6	39.6
2/2/2024	0:24	40.3	43.3			43.0	46.0	37.4	40.4
2/2/2024	0:29	40.9	43.9			44.3	47.3	38.0	41.0
2/2/2024	0:34	41.7	44.7	44.3	43.8	45.1	48.1	38.3	41.3
2/2/2024	0:39	40.3	43.3			43.4	46.4	37.5	40.5
2/2/2024	0:44	41.7	44.7			44.8	47.8	38.3	41.3
2/2/2024	0:49	40.4	43.4	43.2		43.6	46.6	36.9	39.9
2/2/2024	0:54	40.4	43.4			43.0	46.0	37.7	40.7
2/2/2024	0:59	39.9	42.9			43.0	46.0	36.9	39.9
2/2/2024	1:04	41.5	44.5	44.9	44.5	44.4	47.4	38.7	41.7
2/2/2024	1:09	42.0	45.0			44.6	47.6	38.9	41.9
2/2/2024	1:14	42.1	45.1			44.9	47.9	39.4	42.4
2/2/2024	1:19	40.5	43.5	44.1		43.3	46.3	37.7	40.7
2/2/2024	1:24	40.5	43.5			43.4	46.4	37.8	40.8
2/2/2024	1:29	42.0	45.0			44.7	47.7	38.8	41.8
2/2/2024	1:34	39.3	42.3	43.4	44.3	42.5	45.5	36.4	39.4
2/2/2024	1:39	42.0	45.0			45.0	48.0	38.8	41.8
2/2/2024	1:44	39.5	42.5			42.1	45.1	36.3	39.3
2/2/2024	1:49	41.4	44.4	45.0		44.5	47.5	38.4	41.4
2/2/2024	1:54	43.3	46.3			46.4	49.4	40.4	43.4
2/2/2024	1:59	41.1	44.1			43.8	46.8	38.5	41.5
2/2/2024	2:04	43.7	46.7	45.8	45.5	46.5	49.5	40.5	43.5
2/2/2024	2:09	43.0	46.0			46.2	49.2	40.1	43.1
2/2/2024	2:14	41.2	44.2			43.9	46.9	38.0	41.0
2/2/2024	2:19	40.2	43.2	45.2		42.9	45.9	37.4	40.4
2/2/2024	2:24	43.0	46.0			46.2	49.2	40.0	43.0
2/2/2024	2:29	42.9	45.9			46.1	49.1	40.2	43.2
2/2/2024	2:34	40.8	43.8	45.3	45.1	43.6	46.6	37.7	40.7
2/2/2024	2:39	42.7	45.7			45.9	48.9	39.6	42.6
2/2/2024	2:44	43.1	46.1			46.3	49.3	40.5	43.5
2/2/2024	2:49	43.0	46.0	44.9		46.0	49.0	39.8	42.8
2/2/2024	2:54	41.4	44.4			44.4	47.4	38.7	41.7
2/2/2024	2:59	41.0	44.0			43.7	46.7	38.3	41.3
2/2/2024	3:04	40.8	43.8	44.2	44.1	43.7	46.7	37.9	40.9
2/2/2024	3:09	41.7	44.7			44.3	47.3	39.1	42.1
2/2/2024	3:14	40.9	43.9			43.5	46.5	38.3	41.3
2/2/2024	3:19	40.7	43.7	44.0		43.9	46.9	37.8	40.8
2/2/2024	3:24	40.3	43.3			43.3	46.3	37.1	40.1
2/2/2024	3:29	41.9	44.9			44.8	47.8	39.3	42.3
2/2/2024	3:34	44.5	47.5	45.7	45.2	47.1	50.1	41.7	44.7
2/2/2024	3:39	42.5	45.5			45.3	48.3	39.3	42.3
2/2/2024	3:44	40.2	43.2			43.3	46.3	37.3	40.3
2/2/2024	3:49	41.1	44.1	44.7		43.8	46.8	37.9	40.9
2/2/2024	3:54	41.5	44.5			44.3	47.3	38.4	41.4
2/2/2024	3:59	42.3	45.3			45.3	48.3	39.3	42.3
2/2/2024	4:04	41.7	44.7	45.3	45.7	45.0	48.0	38.7	41.7
2/2/2024	4:09	44.1	47.1			47.2	50.2	40.9	43.9
2/2/2024	4:14	40.1	43.1			43.1	46.1	37.2	40.2
2/2/2024	4:19	44.0	47.0	46.1		47.3	50.3	40.6	43.6
2/2/2024	4:24	40.5	43.5			43.5	46.5	37.3	40.3
2/2/2024	4:29	44.0	47.0			47.4	50.4	40.6	43.6
2/2/2024	4:34	43.0	46.0	45.7	45.9	46.2	49.2	40.0	43.0
2/2/2024	4:39	41.6	44.6			44.5	47.5	38.7	41.7
2/2/2024	4:44	43.4	46.4			46.5	49.5	40.0	43.0
2/2/2024	4:49	41.5	44.5	46.0		44.9	47.9	38.6	41.6
2/2/2024	4:54	42.9	45.9			46.1	49.1	40.0	43.0
2/2/2024	4:59	44.3	47.3			47.6	50.6	40.9	43.9
2/2/2024	5:04	44.3	47.3	46.6	47.2	47.6	50.6	40.7	43.7
2/2/2024	5:09	43.8	46.8			47.4	50.4	40.1	43.1
2/2/2024	5:14	42.5	45.5			46.2	49.2	39.3	42.3
2/2/2024	5:19	44.7	47.7	47.7		47.9	50.9	41.0	44.0
2/2/2024	5:24	45.4	48.4			48.9	51.9	42.0	45.0
2/2/2024	5:29	44.0	47.0			47.7	50.7	40.5	43.5
2/2/2024	5:34	42.6	45.6	47.2	47.4	45.9	48.9	39.4	42.4
2/2/2024	5:39	44.4	47.4			48.0	51.0	40.7	43.7
2/2/2024	5:44	45.3	48.3			48.9	51.9	41.9	44.9
2/2/2024	5:49	45.5	48.5	47.6		49.0	52.0	42.1	45.1
2/2/2024	5:54	44.1	47.1			47.5	50.5	40.7	43.7
2/2/2024	5:59	44.1	47.1			48.1	51.1	40.7	43.7
2/2/2024	6:04	44.6	47.6	48.4	47.9	48.4	51.4	41.0	44.0
2/2/2024	6:09	45.4	48.4			49.5	52.5	41.7	44.7
2/2/2024	6:14	46.0	49.0			49.5	52.5	42.0	45.0
2/2/2024	6:19	45.0	48.0	47.4		49.0	52.0	41.6	44.6
2/2/2024	6:24	44.2	47.2			47.7	50.7	40.7	43.7
2/2/2024	6:29	44.0	47.0			47.8	50.8	40.4	43.4
2/2/2024	6:34	45.2	48.2	48.3	48.7	48.9	51.9	41.4	44.4
2/2/2024	6:39	45.0	48.0			48.6	51.6	41.5	44.5
2/2/2024	6:44	45.7	48.7			49.7	52.7	42.0	45.0
2/2/2024	6:49	44.1	47.1	49.1		47.9	50.9	40.3	43.3
2/2/2024	6:54	47.7	50.7			51.6	54.6	43.7	46.7
2/2/2024	6:59	45.8	48.8			49.7	52.7	41.1	44.1
2/2/2024	23:02	40.9	43.9	44.4	44.1	44.7	47.7	37.5	40.5
2/2/2024	23:07	41.5	44.5			44.9	47.9	37.7	40.7
2/2/2024	23:12	41.7	44.7			45.4	48.4	37.9	40.9
2/2/2024	23:17	39.8	42.8	43.7		43.1	46.1	36.9	39.9
2/2/2024	23:22	40.2	43.2			44.0	47.0	37.3	40.3
2/2/2024	23:27	41.9	44.9			45.7	48.7	38.1	41.1
2/2/2024	23:32	40.5	43.5	43.6	44.1	43.6	46.6	37.5	40.5
2/2/2024	23:37	39.8	42.8			43.1	46.1	36.4	39.4
2/2/2024	23:42	41.3	44.3			44.8	47.8	37.4	40.4
2/2/2024	23:47	41.4	44.4	44.6		45.1	48.1	38.4	41.4
2/2/2024	23:52	41.9	44.9			44.7	47.7	39.1	42.1
2/2/2024	23:57	41.4	44.4			44.5	47.5	38.7	41.7
			Mean	**45.4**	**45.4**				
			Maximum	**49.1**	**48.7**				
			Minimum	**43.2**	**43.3**				

Station: SSNV_M6

Remark: *For Free Field measurement, +3 dB(A) was added to the measured results.

Date	Start Time	Leq (5mins)	Leq (5mins)*	Leq (15mins)	Leq (30mins)	L10 (5mins)	L10 (5mins)*	L90 (5mins)	L90 (5mins)*
3/2/2024	0:02	40.3	43.3	43.0	43.4	43.1	46.1	37.3	40.3
3/2/2024	0:07	39.5	42.5			42.3	45.3	36.9	39.9
3/2/2024	0:12	40.1	43.1			43.3	46.3	36.9	39.9
3/2/2024	0:17	40.9	43.9	43.8		44.3	47.3	37.9	40.9
3/2/2024	0:22	39.5	42.5			42.4	45.4	36.4	39.4
3/2/2024	0:27	41.6	44.6			44.8	47.8	38.9	41.9
3/2/2024	0:32	39.5	42.5	43.1	43.0	42.1	45.1	36.6	39.6
3/2/2024	0:37	41.2	44.2			44.5	47.5	38.1	41.1
3/2/2024	0:42	39.4	42.4			42.7	45.7	36.3	39.3
3/2/2024	0:47	40.2	43.2	42.9		43.1	46.1	37.5	40.5
3/2/2024	0:52	40.1	43.1			42.8	45.8	36.9	39.9
3/2/2024	0:57	39.5	42.5			42.3	45.3	36.6	39.6
3/2/2024	1:02	42.3	45.3	45.2	44.3	45.0	48.0	39.1	42.1
3/2/2024	1:07	41.4	44.4			44.1	47.1	38.4	41.4
3/2/2024	1:12	42.7	45.7			45.8	48.8	39.5	42.5
3/2/2024	1:17	40.9	43.9	43.3		44.1	47.1	38.1	41.1
3/2/2024	1:22	40.2	43.2			43.3	46.3	37.1	40.1
3/2/2024	1:27	39.6	42.6			42.3	45.3	36.7	39.7
3/2/2024	1:32	41.6	44.6	43.4	43.6	44.3	47.3	38.7	41.7
3/2/2024	1:37	39.2	42.2			42.3	45.3	36.0	39.0
3/2/2024	1:42	39.9	42.9			42.7	45.7	36.7	39.7
3/2/2024	1:47	40.7	43.7	43.9		43.3	46.3	37.6	40.6
3/2/2024	1:52	40.4	43.4			43.0	46.0	37.5	40.5
3/2/2024	1:57	41.4	44.4			44.3	47.3	38.2	41.2
3/2/2024	2:02	42.4	45.4	44.7	44.8	45.4	48.4	39.8	42.8
3/2/2024	2:07	40.5	43.5			43.5	46.5	37.9	40.9
3/2/2024	2:12	41.9	44.9			44.7	47.7	38.9	41.9
3/2/2024	2:17	41.3	44.3	45.0		44.3	47.3	38.6	41.6
3/2/2024	2:22	42.5	45.5			45.4	48.4	39.7	42.7
3/2/2024	2:27	42.0	45.0			45.0	48.0	39.1	42.1
3/2/2024	2:32	43.6	46.6	45.0	44.8	46.6	49.6	40.4	43.4
3/2/2024	2:37	41.0	44.0			44.0	47.0	37.8	40.8
3/2/2024	2:42	40.9	43.9			44.0	47.0	37.7	40.7
3/2/2024	2:47	41.4	44.4	44.6		44.5	47.5	38.6	41.6
3/2/2024	2:52	40.3	43.3			43.5	46.5	37.6	40.6
3/2/2024	2:57	42.8	45.8			45.4	48.4	40.2	43.2
3/2/2024	3:02	43.7	46.7	47.0	46.0	46.3	49.3	40.9	43.9
3/2/2024	3:07	44.5	47.5			47.3	50.3	41.7	44.7
3/2/2024	3:12	43.7	46.7			46.8	49.8	41.1	44.1
3/2/2024	3:17	41.2	44.2	44.8		44.3	47.3	38.4	41.4
3/2/2024	3:22	41.2	44.2			44.3	47.3	38.4	41.4
3/2/2024	3:27	42.8	45.8			45.5	48.5	39.9	42.9
3/2/2024	3:32	40.9	43.9	44.8	45.8	43.6	46.6	38.2	41.2
3/2/2024	3:37	41.6	44.6			44.6	47.6	38.8	41.8
3/2/2024	3:42	42.7	45.7			45.5	48.5	39.7	42.7
3/2/2024	3:47	44.2	47.2	46.5		47.3	50.3	41.2	44.2
3/2/2024	3:52	40.8	43.8			43.7	46.7	37.4	40.4
3/2/2024	3:57	44.7	47.7			47.6	50.6	41.4	44.4
3/2/2024	4:02	41.4	44.4	43.7	44.1	44.4	47.4	38.1	41.1
3/2/2024	4:07	40.4	43.4			43.6	46.6	37.3	40.3
3/2/2024	4:12	40.1	43.1			43.1	46.1	37.2	40.2
3/2/2024	4:17	43.2	46.2	44.5		46.3	49.3	40.1	43.1
3/2/2024	4:22	40.6	43.6			43.6	46.6	37.2	40.2
3/2/2024	4:27	40.2	43.2			43.6	46.6	37.1	40.1
3/2/2024	4:32	40.6	43.6	45.9	45.4	43.7	46.7	37.6	40.6
3/2/2024	4:37	43.2	46.2			46.2	49.2	40.1	43.1
3/2/2024	4:42	44.1	47.1			47.0	50.0	41.2	44.2
3/2/2024	4:47	42.1	45.1	44.9		45.0	48.0	38.8	41.8
3/2/2024	4:52	40.8	43.8			44.4	47.4	37.2	40.2
3/2/2024	4:57	42.6	45.6			45.8	48.8	39.2	42.2
3/2/2024	5:02	45.0	48.0	47.7	47.5	48.4	51.4	41.6	44.6
3/2/2024	5:07	45.6	48.6			49.0	52.0	41.9	44.9
3/2/2024	5:12	43.1	46.1			46.5	49.5	39.4	42.4
3/2/2024	5:17	45.1	48.1	47.3		48.7	51.7	41.9	44.9
3/2/2024	5:22	43.3	46.3			46.7	49.7	39.8	42.8
3/2/2024	5:27	44.2	47.2			47.7	50.7	40.8	43.8
3/2/2024	5:32	44.7	47.7	47.9	47.9	47.9	50.9	41.5	44.5
3/2/2024	5:37	44.4	47.4			47.6	50.6	41.0	44.0
3/2/2024	5:42	45.5	48.5			49.1	52.1	42.2	45.2
3/2/2024	5:47	45.7	48.7			49.3	52.3	42.4	45.4
3/2/2024	5:52	43.9	46.9	47.9		47.6	50.6	39.9	42.9
3/2/2024	5:57	44.8	47.8			48.9	51.9	41.2	44.2
3/2/2024	6:02	43.9	46.9	48.2	48.1	47.3	50.3	40.4	43.4
3/2/2024	6:07	45.4	48.4			49.2	52.2	42.0	45.0
3/2/2024	6:12	46.0	49.0			49.7	52.7	42.0	45.0
3/2/2024	6:17	44.4	47.4	48.0		47.8	50.8	41.0	44.0
3/2/2024	6:22	45.6	48.6			49.4	52.4	42.1	45.1
3/2/2024	6:27	44.9	47.9			48.5	51.5	41.1	44.1
3/2/2024	6:32	43.7	46.7	47.7	47.9	47.3	50.3	39.6	42.6
3/2/2024	6:37	44.7	47.7			48.5	51.5	40.6	43.6
3/2/2024	6:42	45.6	48.6			49.0	52.0	42.2	45.2
3/2/2024	6:47	43.7	46.7	48.1		47.6	50.6	40.1	43.1
3/2/2024	6:52	45.8	48.8			49.7	52.7	41.8	44.8
3/2/2024	6:57	45.6	48.6			49.6	52.6	41.8	44.8
3/2/2024	23:02	40.8	43.8	43.7	43.7	44.5	47.5	37.8	40.8
3/2/2024	23:07	40.1	43.1			43.4	46.4	36.5	39.5
3/2/2024	23:12	41.0	44.0			43.9	46.9	37.6	40.6
3/2/2024	23:17	40.3	43.3	43.7		43.6	46.6	36.5	39.5
3/2/2024	23:22	40.5	43.5			44.1	47.1	37.0	40.0
3/2/2024	23:27	41.2	44.2			44.9	47.9	38.0	41.0
3/2/2024	23:32	39.7	42.7	43.8	43.6	42.7	45.7	35.8	38.8
3/2/2024	23:37	40.6	43.6			43.6	46.6	37.1	40.1
3/2/2024	23:42	41.9	44.9			44.9	47.9	38.8	41.8
3/2/2024	23:47	41.0	44.0			43.6	46.6	37.6	40.6
3/2/2024	23:52	39.8	42.8	43.3		43.1	46.1	37.1	40.1
3/2/2024	23:57	39.9	42.9			43.3	46.3	37.2	40.2
			Mean	45.2	45.2				
			Maximum	48.2	48.1				
			Minimum	42.9	43.0				

Date	Start Time	Leq (5mins)	Leq (5mins)*	Leq (15mins)	Leq (30mins)	L10 (5mins)	L10 (5mins)*	L90 (5mins)	L90 (5mins)*
4/2/2024	0:02	39.5	42.5	42.4	42.8	42.2	45.2	36.8	39.8
4/2/2024	0:07	39.2	42.2			42.4	45.4	36.6	39.6
4/2/2024	0:12	39.4	42.4			42.0	45.0	36.6	39.6
4/2/2024	0:17	40.2	43.2	43.2		43.7	46.7	36.7	39.7
4/2/2024	0:22	40.2	43.2			43.7	46.7	37.1	40.1
4/2/2024	0:27	40.2	43.2			43.3	46.3	37.2	40.2
4/2/2024	0:32	39.5	42.5	42.7	44.1	43.0	46.0	36.4	39.4
4/2/2024	0:37	40.3	43.3			43.7	46.7	37.7	40.7
4/2/2024	0:42	39.2	42.2			42.4	45.4	36.5	39.5
4/2/2024	0:47	41.6	44.6	45.2		44.2	47.2	38.5	41.5
4/2/2024	0:52	42.3	45.3			45.5	48.5	39.1	42.1
4/2/2024	0:57	42.6	45.6			45.7	48.7	39.8	42.8
4/2/2024	1:02	40.2	43.2	43.5	43.8	43.2	46.2	37.2	40.2
4/2/2024	1:07	41.2	44.2			43.9	46.9	38.5	41.5
4/2/2024	1:12	40.1	43.1			43.2	46.2	37.1	40.1
4/2/2024	1:17	40.4	43.4	44.1		43.0	46.0	37.7	40.7
4/2/2024	1:22	40.8	43.8			43.5	46.5	37.6	40.6
4/2/2024	1:27	42.0	45.0			45.1	48.1	39.1	42.1
4/2/2024	1:32	39.2	42.2	44.1	44.5	42.4	45.4	36.6	39.6
4/2/2024	1:37	42.5	45.5			45.5	48.5	39.8	42.8
4/2/2024	1:42	41.1	44.1			44.2	47.2	38.4	41.4
4/2/2024	1:47	41.1	44.1	44.8		44.1	47.1	38.0	41.0
4/2/2024	1:52	41.9	44.9			44.6	47.6	39.1	42.1
4/2/2024	1:57	42.2	45.2			45.1	48.1	39.5	42.5
4/2/2024	2:02	40.3	43.3	45.8	45.6	43.4	46.4	37.3	40.3
4/2/2024	2:07	43.7	46.7			46.9	49.9	40.6	43.6
4/2/2024	2:12	43.5	46.5			46.1	49.1	40.4	43.4
4/2/2024	2:17	40.4	43.4	45.5		43.6	46.6	37.3	40.3
4/2/2024	2:22	43.6	46.6			46.4	49.4	40.6	43.6
4/2/2024	2:27	43.0	46.0			46.1	49.1	40.4	43.4
4/2/2024	2:32	41.6	44.6	44.8	46.2	44.8	47.8	38.4	41.4
4/2/2024	2:37	40.8	43.8			43.4	46.4	38.2	41.2
4/2/2024	2:42	42.7	45.7			45.5	48.5	39.9	42.9
4/2/2024	2:47	43.1	46.1	47.2		45.7	48.7	40.3	43.3
4/2/2024	2:52	44.7	47.7			47.7	50.7	42.0	45.0
4/2/2024	2:57	44.7	47.7			47.8	50.8	42.0	45.0
4/2/2024	3:02	44.0	47.0	46.3	46.2	46.8	49.8	41.4	44.4
4/2/2024	3:07	43.2	46.2			46.4	49.4	40.1	43.1
4/2/2024	3:12	42.6	45.6			45.7	48.7	39.6	42.6
4/2/2024	3:17	40.8	43.8	46.1		43.6	46.6	37.8	40.8
4/2/2024	3:22	43.4	46.4			46.5	49.5	40.2	43.2
4/2/2024	3:27	44.4	47.4			47.3	50.3	41.2	44.2
4/2/2024	3:32	43.6	46.6	45.8	45.2	46.7	49.7	40.5	43.5
4/2/2024	3:37	43.4	46.4			46.4	49.4	40.6	43.6
4/2/2024	3:42	40.8	43.8			43.8	46.8	38.1	41.1
4/2/2024	3:47	40.2	43.2	44.6		43.4	46.4	37.2	40.2
4/2/2024	3:52	40.5	43.5			43.5	46.5	37.5	40.5
4/2/2024	3:57	43.4	46.4			46.3	49.3	40.1	43.1
4/2/2024	4:02	40.5	43.5	44.4	45.2	43.9	46.9	37.3	40.3
4/2/2024	4:07	40.8	43.8			43.8	46.8	37.8	40.8
4/2/2024	4:12	42.6	45.6			45.9	48.9	39.3	42.3
4/2/2024	4:17	41.8	44.8	45.9		44.7	47.7	38.4	41.4
4/2/2024	4:22	44.8	47.8			48.1	51.1	41.7	44.7
4/2/2024	4:27	41.3	44.3			44.4	47.4	38.2	41.2
4/2/2024	4:32	44.8	47.8	46.7	47.0	47.8	50.8	41.8	44.8
4/2/2024	4:37	43.1	46.1			46.2	49.2	39.9	42.9
4/2/2024	4:42	43.1	46.1			46.3	49.3	40.0	43.0
4/2/2024	4:47	44.7	47.7	47.3		48.2	51.2	41.3	44.3
4/2/2024	4:52	43.1	46.1			46.5	49.5	39.5	42.5
4/2/2024	4:57	44.9	47.9			48.4	51.4	41.6	44.6
4/2/2024	5:02	44.0	47.0	47.0	46.8	47.7	50.7	40.7	43.7
4/2/2024	5:07	43.9	46.9			47.2	50.2	40.7	43.7
4/2/2024	5:12	44.1	47.1			47.5	50.5	40.4	43.4
4/2/2024	5:17	43.4	46.4	46.7		46.9	49.9	39.7	42.7
4/2/2024	5:22	44.0	47.0			47.5	50.5	40.7	43.7
4/2/2024	5:27	43.6	46.6			47.3	50.3	39.9	42.9
4/2/2024	5:32	42.3	45.3	47.3	47.8	45.5	48.5	38.9	41.9
4/2/2024	5:37	44.1	47.1			47.5	50.5	40.5	43.5
4/2/2024	5:42	45.7	48.7			48.9	51.9	42.4	45.4
4/2/2024	5:47	44.3	47.3	48.3		48.2	51.2	40.8	43.8
4/2/2024	5:52	45.3	48.3			49.4	52.4	41.8	44.8
4/2/2024	5:57	46.0	49.0			50.0	53.0	42.5	45.5
4/2/2024	6:02	45.6	48.6	47.9	48.2	49.3	52.3	41.8	44.8
4/2/2024	6:07	45.1	48.1			48.8	51.8	41.5	44.5
4/2/2024	6:12	43.9	46.9			47.5	50.5	40.5	43.5
4/2/2024	6:17	45.6	48.6	48.5		49.4	52.4	41.9	44.9
4/2/2024	6:22	45.8	48.8			49.6	52.6	41.9	44.9
4/2/2024	6:27	45.0	48.0			48.4	51.4	41.1	44.1
4/2/2024	6:32	45.4	48.4	48.3	48.8	49.3	52.3	41.6	44.6
4/2/2024	6:37	45.9	48.9			49.6	52.6	42.5	45.5
4/2/2024	6:42	44.6	47.6			48.7	51.7	41.1	44.1
4/2/2024	6:47	45.7	48.7	49.2		50.2	53.2	41.9	44.9
4/2/2024	6:52	47.7	50.7			51.9	54.9	43.7	46.7
4/2/2024	6:57	44.8	47.8			48.7	51.7	40.9	43.9
4/2/2024	23:02	40.9	43.9	43.8	44.0	44.1	47.1	37.8	40.8
4/2/2024	23:07	39.3	42.3			43.1	46.1	35.8	38.8
4/2/2024	23:12	41.8	44.8			44.7	47.7	38.3	41.3
4/2/2024	23:17	40.8	43.8	44.1		43.7	46.7	37.0	40.0
4/2/2024	23:22	40.5	43.5			43.8	46.8	36.9	39.9
4/2/2024	23:27	41.9	44.9			44.9	47.9	38.9	41.9
4/2/2024	23:32	41.0	44.0	43.8	43.8	44.9	47.9	37.5	40.5
4/2/2024	23:37	41.3	44.3			44.3	47.3	38.0	41.0
4/2/2024	23:42	40.1	43.1			43.1	46.1	37.2	40.2
4/2/2024	23:47	40.6	43.6	43.7		43.8	46.8	37.8	40.8
4/2/2024	23:52	39.8	42.8			43.3	46.3	37.2	40.2
4/2/2024	23:57	41.6	44.6			44.6	47.6	38.8	41.8
			Mean	45.6	45.6				
			Maximum	49.2	48.8				
			Minimum	42.4	42.8				

Station: SSNV_M6

Remark: *For Free Field measurement, +3 dB(A) was added to the measured results.

Date	Start Time	Leq (5mins)	Leq (5mins)*	Leq (15mins)	Leq (30mins)	L10 (5mins)	L10 (5mins)*	L90 (5mins)	L90 (5mins)*
5/2/2024	0:02	40.5	43.5	42.8	43.3	43.6	46.6	37.5	40.5
5/2/2024	0:07	39.3	42.3			42.1	45.1	35.9	38.9
5/2/2024	0:12	39.4	42.4			42.0	45.0	36.4	39.4
5/2/2024	0:17	40.9	43.9	43.8		44.0	47.0	37.6	40.6
5/2/2024	0:22	41.5	44.5			44.2	47.2	38.0	41.0
5/2/2024	0:27	40.0	43.0			43.4	46.4	36.7	39.7
5/2/2024	0:32	39.3	42.3	43.3	44.0	42.5	45.5	36.1	39.1
5/2/2024	0:37	41.6	44.6			44.9	47.9	38.2	41.2
5/2/2024	0:42	39.7	42.7			42.3	45.3	37.1	40.1
5/2/2024	0:47	41.4	44.4	44.5		44.4	47.4	38.5	41.5
5/2/2024	0:52	42.0	45.0			45.1	48.1	39.1	42.1
5/2/2024	0:57	41.1	44.1			43.9	46.9	38.1	41.1
5/2/2024	1:02	39.4	42.4	42.8	43.6	42.6	45.6	36.5	39.5
5/2/2024	1:07	39.8	42.8			42.9	45.9	36.6	39.6
5/2/2024	1:12	40.3	43.3			43.4	46.4	37.6	40.6
5/2/2024	1:17	42.1	45.1	44.3		45.2	48.2	39.4	42.4
5/2/2024	1:22	40.0	43.0			43.2	46.2	37.3	40.3
5/2/2024	1:27	41.6	44.6			44.4	47.4	38.4	41.4
5/2/2024	1:32	42.0	45.0	44.7	44.8	45.1	48.1	38.8	41.8
5/2/2024	1:37	41.0	44.0			43.7	46.7	37.9	40.9
5/2/2024	1:42	42.1	45.1			45.2	48.2	38.9	41.9
5/2/2024	1:47	42.6	45.6	44.9		45.8	48.8	39.9	42.9
5/2/2024	1:52	41.6	44.6			44.3	47.3	39.0	42.0
5/2/2024	1:57	41.5	44.5			44.4	47.4	38.7	41.7
5/2/2024	2:02	42.8	45.8	45.3	44.7	45.7	48.7	39.6	42.6
5/2/2024	2:07	40.7	43.7			43.6	46.6	37.7	40.7
5/2/2024	2:12	43.0	46.0			46.1	49.1	40.3	43.3
5/2/2024	2:17	41.4	44.4	43.9		44.1	47.1	38.6	41.6
5/2/2024	2:22	40.8	43.8			43.9	46.9	38.1	41.1
5/2/2024	2:27	40.6	43.6			43.8	46.8	37.8	40.8
5/2/2024	2:32	42.5	45.5	44.5	45.5	45.7	48.7	39.4	42.4
5/2/2024	2:37	41.2	44.2			44.1	47.1	38.3	41.3
5/2/2024	2:42	40.6	43.6			43.2	46.2	38.0	41.0
5/2/2024	2:47	42.4	45.4	46.3		45.4	48.4	39.7	42.7
5/2/2024	2:52	43.5	46.5			46.2	49.2	40.9	43.9
5/2/2024	2:57	43.8	46.8			46.7	49.7	40.6	43.6
5/2/2024	3:02	44.6	47.6	47.2	46.3	47.7	50.7	41.4	44.4
5/2/2024	3:07	43.7	46.7			46.7	49.7	40.9	43.9
5/2/2024	3:12	44.3	47.3			47.1	50.1	41.2	44.2
5/2/2024	3:17	42.8	45.8	45.0		46.0	49.0	39.7	42.7
5/2/2024	3:22	41.9	44.9			44.8	47.8	38.9	41.9
5/2/2024	3:27	41.3	44.3			44.5	47.5	38.5	41.5
5/2/2024	3:32	41.0	44.0	44.9	44.9	44.2	47.2	38.4	41.4
5/2/2024	3:37	43.7	46.7			46.5	49.5	41.0	44.0
5/2/2024	3:42	40.4	43.4			43.7	46.7	37.3	40.3
5/2/2024	3:47	43.2	46.2	44.8		46.6	49.6	40.0	43.0
5/2/2024	3:52	41.4	44.4			44.5	47.5	38.3	41.3
5/2/2024	3:57	40.1	43.1			43.3	46.3	37.2	40.2
5/2/2024	4:02	44.4	47.4	46.7	46.4	47.3	50.3	41.1	44.1
5/2/2024	4:07	44.9	47.9			48.3	51.3	41.9	44.9
5/2/2024	4:12	40.8	43.8			43.8	46.8	37.5	40.5
5/2/2024	4:17	42.5	45.5	46.1		45.8	48.8	39.2	42.2
5/2/2024	4:22	43.6	46.6			46.8	49.8	40.2	43.2
5/2/2024	4:27	43.0	46.0			46.1	49.1	40.1	43.1
5/2/2024	4:32	41.7	44.7	45.6	46.1	44.8	47.8	38.3	41.3
5/2/2024	4:37	42.7	45.7			45.8	48.8	39.7	42.7
5/2/2024	4:42	43.2	46.2			46.9	49.9	39.6	42.6
5/2/2024	4:47	44.5	47.5	46.5		48.0	51.0	41.0	44.0
5/2/2024	4:52	42.8	45.8			46.4	49.4	39.6	42.6
5/2/2024	4:57	43.1	46.1			46.3	49.3	39.8	42.8
5/2/2024	5:02	43.0	46.0	47.3	47.1	46.4	49.4	39.8	42.8
5/2/2024	5:07	43.5	46.5			46.9	49.9	40.0	43.0
5/2/2024	5:12	45.8	48.8			49.5	52.5	42.2	45.2
5/2/2024	5:17	42.5	45.5	46.9		45.8	48.8	39.1	42.1
5/2/2024	5:22	44.8	47.8			48.5	51.5	41.5	44.5
5/2/2024	5:27	44.2	47.2			47.6	50.6	40.6	43.6
5/2/2024	5:32	42.3	45.3	46.7	47.3	45.5	48.5	38.9	41.9
5/2/2024	5:37	44.3	47.3			47.7	50.7	41.0	44.0
5/2/2024	5:42	44.3	47.3			47.9	50.9	40.4	43.4
5/2/2024	5:47	44.6	47.6	47.8		48.1	51.1	40.5	43.5
5/2/2024	5:52	45.5	48.5			49.0	52.0	42.0	45.0
5/2/2024	5:57	44.3	47.3			47.9	50.9	40.4	43.4
5/2/2024	6:02	45.1	48.1	47.9	47.8	48.6	51.6	41.3	44.3
5/2/2024	6:07	45.1	48.1			48.9	51.9	41.7	44.7
5/2/2024	6:12	44.4	47.4			48.4	51.4	40.6	43.6
5/2/2024	6:17	44.6	47.6	47.8		48.2	51.2	40.8	43.8
5/2/2024	6:22	45.5	48.5			49.4	52.4	41.4	44.4
5/2/2024	6:27	44.1	47.1			47.6	50.6	40.3	43.3
5/2/2024	6:32	45.8	48.8	48.3	49.1	49.2	52.2	42.1	45.1
5/2/2024	6:37	44.4	47.4			48.1	51.1	40.3	43.3
5/2/2024	6:42	45.6	48.6			50.0	53.0	41.9	44.9
5/2/2024	6:47	47.4	50.4	49.8		52.2	55.2	43.1	46.1
5/2/2024	6:52	46.1	49.1			50.2	53.2	41.9	44.9
5/2/2024	6:57	46.8	49.8			50.5	53.5	42.5	45.5
5/2/2024	23:04	39.6	42.6	43.4	43.4	43.3	46.3	35.9	38.9
5/2/2024	23:09	39.9	42.9			43.4	46.4	36.1	39.1
5/2/2024	23:14	41.4	44.4			45.1	48.1	37.9	40.9
5/2/2024	23:19	40.2	43.2	43.5		43.8	46.8	36.4	39.4
5/2/2024	23:24	40.0	43.0			43.0	46.0	36.3	39.3
5/2/2024	23:29	41.1	44.1			44.5	47.5	37.7	40.7
5/2/2024	23:34	40.8	43.8	43.4	43.2	44.2	47.2	37.3	40.3
5/2/2024	23:39	40.2	43.2			44.0	47.0	37.0	40.0
5/2/2024	23:44	40.2	43.2			43.5	46.5	36.5	39.5
5/2/2024	23:49	40.4	43.4			43.4	46.4	37.5	40.5
5/2/2024	23:54	39.7	42.7	43.1		42.9	45.9	36.1	39.1
5/2/2024	23:59	40.1	43.1			43.7	46.7	36.4	39.4
			Mean	**45.4**	**45.5**				
			Maximum	**49.8**	**49.1**				
			Minimum	**42.8**	**43.2**				

Date	Start Time	Leq (5mins)	Leq (5mins)*	Leq (15mins)	Leq (30mins)	L10 (5mins)	L10 (5mins)*	L90 (5mins)	L90 (5mins)*
6/2/2024	0:04	41.1	44.1	43.2	43.2	43.8	46.8	38.1	41.1
6/2/2024	0:09	39.4	42.4			42.0	45.0	36.8	39.8
6/2/2024	0:14	39.9	42.9			43.2	46.2	36.5	39.5
6/2/2024	0:19	40.6	43.6	43.2		43.6	46.6	37.6	40.6
6/2/2024	0:24	40.6	43.6			43.8	46.8	37.6	40.6
6/2/2024	0:29	39.3	42.3			41.9	44.9	36.7	39.7
6/2/2024	0:34	40.5	43.5	43.9	43.6	43.8	46.8	37.2	40.2
6/2/2024	0:39	41.2	44.2			44.3	47.3	38.5	41.5
6/2/2024	0:44	41.0	44.0			43.7	46.7	38.1	41.1
6/2/2024	0:49	40.3	43.3	43.3		43.1	46.1	37.0	40.0
6/2/2024	0:54	40.2	43.2			42.9	45.9	37.4	40.4
6/2/2024	0:59	40.3	43.3			43.1	46.1	37.6	40.6
6/2/2024	1:04	39.9	42.9	43.5	43.4	42.6	45.6	36.8	39.8
6/2/2024	1:09	40.4	43.4			43.3	46.3	37.3	40.3
6/2/2024	1:14	41.2	44.2			44.2	47.2	38.5	41.5
6/2/2024	1:19	41.2	44.2	43.3		44.3	47.3	38.3	41.3
6/2/2024	1:24	39.8	42.8			42.4	45.4	37.1	40.1
6/2/2024	1:29	39.8	42.8			43.0	46.0	37.0	40.0
6/2/2024	1:34	40.1	43.1	43.9	44.6	43.3	46.3	37.0	40.0
6/2/2024	1:39	39.3	42.3			42.5	45.5	36.3	39.3
6/2/2024	1:44	42.6	45.6			45.6	48.6	39.5	42.5
6/2/2024	1:49	41.2	44.2	45.1		44.2	47.2	38.1	41.1
6/2/2024	1:54	41.7	44.7			44.4	47.4	38.8	41.8
6/2/2024	1:59	43.2	46.2			45.9	48.9	40.0	43.0
6/2/2024	2:04	41.2	44.2	45.3	45.3	44.1	47.1	38.1	41.1
6/2/2024	2:09	42.4	45.4			45.4	48.4	39.3	42.3
6/2/2024	2:14	43.1	46.1			45.8	48.8	40.2	43.2
6/2/2024	2:19	41.7	44.7	45.2		44.7	47.7	38.7	41.7
6/2/2024	2:24	42.2	45.2			45.3	48.3	39.6	42.6
6/2/2024	2:29	42.7	45.7			45.5	48.5	39.5	42.5
6/2/2024	2:34	43.2	46.2	45.0	45.1	45.8	48.8	40.0	43.0
6/2/2024	2:39	41.1	44.1			44.1	47.1	38.3	41.3
6/2/2024	2:44	41.4	44.4			44.3	47.3	38.7	41.7
6/2/2024	2:49	43.7	46.7	45.3		46.4	49.4	40.9	43.9
6/2/2024	2:54	40.5	43.5			43.2	46.2	37.4	40.4
6/2/2024	2:59	42.0	45.0			45.2	48.2	39.1	42.1
6/2/2024	3:04	43.0	46.0	46.5	46.0	45.9	48.9	39.9	42.9
6/2/2024	3:09	44.2	47.2			47.2	50.2	41.6	44.6
6/2/2024	3:14	43.3	46.3			46.0	49.0	40.1	43.1
6/2/2024	3:19	43.1	46.1	45.5		46.3	49.3	40.0	43.0
6/2/2024	3:24	41.8	44.8			44.7	47.7	38.6	41.6
6/2/2024	3:29	42.5	45.5			45.4	48.4	39.4	42.4
6/2/2024	3:34	42.1	45.1	44.2	45.2	45.1	48.1	39.5	42.5
6/2/2024	3:39	40.2	43.2			42.8	45.8	37.2	40.2
6/2/2024	3:44	41.2	44.2			43.8	46.8	38.1	41.1
6/2/2024	3:49	40.7	43.7	46.0		43.3	46.3	37.6	40.6
6/2/2024	3:54	44.6	47.6			47.6	50.6	41.8	44.8
6/2/2024	3:59	42.7	45.7			45.4	48.4	40.1	43.1
6/2/2024	4:04	43.3	46.3	46.3	45.8	46.2	49.2	39.9	42.9
6/2/2024	4:09	44.5	47.5			47.6	50.6	41.2	44.2
6/2/2024	4:14	41.7	44.7			44.6	47.6	38.5	41.5
6/2/2024	4:19	40.3	43.3	45.1		43.6	46.6	36.9	39.9
6/2/2024	4:24	42.9	45.9			46.2	49.2	40.0	43.0
6/2/2024	4:29	42.7	45.7			45.8	48.8	39.5	42.5
6/2/2024	4:34	41.3	44.3	45.2	45.2	44.4	47.4	38.2	41.2
6/2/2024	4:39	40.2	43.2			43.4	46.4	37.2	40.2
6/2/2024	4:44	44.2	47.2			47.3	50.3	41.0	44.0
6/2/2024	4:49	42.1	45.1	45.2		45.1	48.1	39.0	42.0
6/2/2024	4:54	42.3	45.3			45.6	48.6	39.0	42.0
6/2/2024	4:59	42.3	45.3			45.3	48.3	39.4	42.4
6/2/2024	5:04	44.7	47.7	46.6	46.5	48.1	51.1	41.2	44.2
6/2/2024	5:09	42.7	45.7			46.4	49.4	39.1	42.1
6/2/2024	5:14	43.0	46.0			46.6	49.6	39.3	42.3
6/2/2024	5:19	44.3	47.3	46.5		47.5	50.5	41.0	44.0
6/2/2024	5:24	42.3	45.3			45.5	48.5	38.9	41.9
6/2/2024	5:29	43.6	46.6			47.3	50.3	40.3	43.3
6/2/2024	5:34	44.3	47.3	47.7	47.5	47.7	50.7	40.6	43.6
6/2/2024	5:39	45.0	48.0			48.3	51.3	41.8	44.8
6/2/2024	5:44	44.9	47.9			48.1	51.1	41.6	44.6
6/2/2024	5:49	44.3	47.3	47.1		47.7	50.7	41.0	44.0
6/2/2024	5:54	42.7	45.7			45.9	48.9	39.2	42.2
6/2/2024	5:59	45.1	48.1			48.7	51.7	41.8	44.8
6/2/2024	6:04	44.9	47.9	48.2	48.4	48.6	51.6	41.0	44.0
6/2/2024	6:09	45.5	48.5			49.5	52.5	41.7	44.7
6/2/2024	6:14	45.2	48.2			49.2	52.2	41.4	44.4
6/2/2024	6:19	45.8	48.8	48.5		49.9	52.9	42.0	45.0
6/2/2024	6:24	45.0	48.0			48.8	51.8	41.3	44.3
6/2/2024	6:29	45.7	48.7			49.5	52.5	41.8	44.8
6/2/2024	6:34	45.8	48.8	48.1	48.0	49.9	52.9	42.3	45.3
6/2/2024	6:39	45.3	48.3			48.8	51.8	41.2	44.2
6/2/2024	6:44	44.1	47.1			47.5	50.5	40.2	43.2
6/2/2024	6:49	44.4	47.4	47.8		48.1	51.1	40.9	43.9
6/2/2024	6:54	45.1	48.1			48.8	51.8	41.1	44.1
6/2/2024	6:59	44.8	47.8			48.7	51.7	41.0	44.0
6/2/2024	23:04	39.5	42.5	43.3	43.3	42.4	45.4	35.7	38.7
6/2/2024	23:09	40.7	43.7			43.7	46.7	37.2	40.2
6/2/2024	23:14	40.6	43.6			44.4	47.4	37.3	40.3
6/2/2024	23:19	40.7	43.7	43.4		44.0	47.0	37.7	40.7
6/2/2024	23:24	39.8	42.8			43.1	46.1	36.8	39.8
6/2/2024	23:29	40.6	43.6			44.2	47.2	37.0	40.0
6/2/2024	23:34	41.9	44.9	44.1	43.7	44.8	47.8	38.7	41.7
6/2/2024	23:39	41.4	44.4			44.6	47.6	38.0	41.0
6/2/2024	23:44	39.8	42.8			43.7	46.7	36.0	39.0
6/2/2024	23:49	39.6	42.6	43.3		42.8	45.8	36.5	39.5
6/2/2024	23:54	39.4	42.4			42.8	45.8	35.7	38.7
6/2/2024	23:59	41.5	44.5			44.9	47.9	38.2	41.2
			Mean	**45.3**	**45.3**				
			Maximum	**48.5**	**48.4**				
			Minimum	**43.2**	**43.2**				

Station: SSNV_M6

Remark: *For Free Field measurement, +3 dB(A) was added to the measured results.

Date	Start Time	Leq (5mins)	Leq (5mins)*	Leq (15mins)	Leq (30mins)	L10 (5mins)	L10 (5mins)*	L90 (5mins)	L90 (5mins)*
7/2/2024	0:04	40.7	43.7	43.1	43.5	43.5	46.5	37.7	40.7
7/2/2024	0:09	39.7	42.7			43.2	46.2	37.0	40.0
7/2/2024	0:14	39.7	42.7			43.1	46.1	36.4	39.4
7/2/2024	0:19	40.2	43.2	43.8		42.8	45.8	37.2	40.2
7/2/2024	0:24	41.6	44.6			44.4	47.4	38.2	41.2
7/2/2024	0:29	40.6	43.6			43.7	46.7	37.7	40.7
7/2/2024	0:34	39.9	42.9	43.5	44.0	42.6	45.6	37.2	40.2
7/2/2024	0:39	41.1	44.1			44.5	47.5	37.9	40.9
7/2/2024	0:44	40.4	43.4			43.1	46.1	37.4	40.4
7/2/2024	0:49	41.7	44.7	44.4		44.3	47.3	39.0	42.0
7/2/2024	0:54	41.9	44.9			45.4	48.4	39.2	42.2
7/2/2024	0:59	40.5	43.5			43.2	46.2	37.4	40.4
7/2/2024	1:04	40.0	43.0	43.8	43.9	43.2	46.2	37.0	40.0
7/2/2024	1:09	41.0	44.0			43.7	46.7	38.2	41.2
7/2/2024	1:14	41.2	44.2			44.0	47.0	38.2	41.2
7/2/2024	1:19	41.2	44.2	44.0		44.3	47.3	38.6	41.6
7/2/2024	1:24	40.1	43.1			42.9	45.9	36.9	39.9
7/2/2024	1:29	41.6	44.6			44.4	47.4	38.8	41.8
7/2/2024	1:34	41.9	44.9	44.3	44.0	45.1	48.1	39.1	42.1
7/2/2024	1:39	41.6	44.6			44.4	47.4	38.6	41.6
7/2/2024	1:44	40.4	43.4			43.2	46.2	37.4	40.4
7/2/2024	1:49	40.9	43.9	43.5		44.1	47.1	38.2	41.2
7/2/2024	1:54	40.2	43.2			43.0	46.0	37.6	40.6
7/2/2024	1:59	40.5	43.5			43.4	46.4	37.4	40.4
7/2/2024	2:04	43.1	46.1	45.6	45.1	46.2	49.2	40.3	43.3
7/2/2024	2:09	43.5	46.5			46.1	49.1	40.8	43.8
7/2/2024	2:14	40.9	43.9			44.0	47.0	38.1	41.1
7/2/2024	2:19	42.2	45.2	44.5		45.1	48.1	39.6	42.6
7/2/2024	2:24	40.5	43.5			43.4	46.4	37.8	40.8
7/2/2024	2:29	41.6	44.6			44.7	47.7	38.4	41.4
7/2/2024	2:34	41.4	44.4	44.1	44.1	44.0	47.0	38.4	41.4
7/2/2024	2:39	40.8	43.8			43.9	46.9	37.9	40.9
7/2/2024	2:44	41.2	44.2			44.3	47.3	38.5	41.5
7/2/2024	2:49	40.3	43.3	44.1		43.1	46.1	37.3	40.3
7/2/2024	2:54	41.6	44.6			44.5	47.5	38.8	41.8
7/2/2024	2:59	41.3	44.3			44.4	47.4	38.4	41.4
7/2/2024	3:04	41.7	44.7	45.9	45.7	44.7	47.7	39.1	42.1
7/2/2024	3:09	43.9	46.9			46.7	49.7	41.3	44.3
7/2/2024	3:14	42.9	45.9			46.0	49.0	40.0	43.0
7/2/2024	3:19	41.8	44.8	45.5		44.4	47.4	38.9	41.9
7/2/2024	3:24	42.4	45.4			45.2	48.2	39.3	42.3
7/2/2024	3:29	43.1	46.1			46.0	49.0	40.5	43.5
7/2/2024	3:34	43.4	46.4	45.4	45.3	46.6	49.6	40.8	43.8
7/2/2024	3:39	41.1	44.1			44.0	47.0	38.1	41.1
7/2/2024	3:44	42.5	45.5			45.5	48.5	39.8	42.8
7/2/2024	3:49	44.4	47.4	45.2		47.3	50.3	41.5	44.5
7/2/2024	3:54	40.9	43.9			43.9	46.9	37.9	40.9
7/2/2024	3:59	40.2	43.2			43.5	46.5	36.9	39.9
7/2/2024	4:04	42.4	45.4	46.0	45.8	45.7	48.7	39.1	42.1
7/2/2024	4:09	41.7	44.7			44.6	47.6	38.7	41.7
7/2/2024	4:14	44.5	47.5			47.4	50.4	41.5	44.5
7/2/2024	4:19	42.0	45.0	45.6		45.1	48.1	38.9	41.9
7/2/2024	4:24	40.2	43.2			43.2	46.2	36.9	39.9
7/2/2024	4:29	44.6	47.6			47.9	50.9	41.3	44.3
7/2/2024	4:34	44.8	47.8	47.0	46.7	48.0	51.0	41.7	44.7
7/2/2024	4:39	42.5	45.5			45.9	48.9	39.5	42.5
7/2/2024	4:44	44.3	47.3			47.3	50.3	41.0	44.0
7/2/2024	4:49	40.8	43.8	46.4		44.2	47.2	37.9	40.9
7/2/2024	4:54	45.1	48.1			48.3	51.3	42.0	45.0
7/2/2024	4:59	43.4	46.4			46.7	49.7	39.9	42.9
7/2/2024	5:04	45.3	48.3	47.3	47.5	48.6	51.6	42.0	45.0
7/2/2024	5:09	44.3	47.3			47.5	50.5	41.1	44.1
7/2/2024	5:14	43.0	46.0			46.7	49.7	39.6	42.6
7/2/2024	5:19	43.3	46.3	47.6		46.6	49.6	40.0	43.0
7/2/2024	5:24	44.5	47.5			48.1	51.1	41.3	44.3
7/2/2024	5:29	45.7	48.7			49.2	52.2	42.3	45.3
7/2/2024	5:34	44.6	47.6	47.1	47.2	48.1	51.1	41.1	44.1
7/2/2024	5:39	44.1	47.1			47.3	50.3	40.6	43.6
7/2/2024	5:44	43.4	46.4			46.9	49.9	39.7	42.7
7/2/2024	5:49	43.4	46.4	47.4		46.6	49.6	39.8	42.8
7/2/2024	5:54	45.5	48.5			48.8	51.8	42.2	45.2
7/2/2024	5:59	43.9	46.9			47.8	50.8	39.8	42.8
7/2/2024	6:04	45.7	48.7	48.1	48.0	49.8	52.8	41.6	44.6
7/2/2024	6:09	44.9	47.9			48.3	51.3	40.9	43.9
7/2/2024	6:14	44.6	47.6			48.6	51.6	40.9	43.9
7/2/2024	6:19	44.8	47.8	48.0		48.8	51.8	41.2	44.2
7/2/2024	6:24	45.7	48.7			49.1	52.1	42.3	45.3
7/2/2024	6:29	44.3	47.3			47.7	50.7	40.8	43.8
7/2/2024	6:34	43.7	46.7	46.8	48.1	47.3	50.3	39.8	42.8
7/2/2024	6:39	43.7	46.7			47.2	50.2	40.0	43.0
7/2/2024	6:44	43.9	46.9			47.9	50.9	40.5	43.5
7/2/2024	6:49	44.1	47.1	49.1		47.8	50.8	40.6	43.6
7/2/2024	6:54	47.6	50.6			51.1	54.1	43.8	46.8
7/2/2024	6:59	45.9	48.9			49.5	52.5	42.2	45.2
7/2/2024	23:00	41.1	44.1	43.8	43.8	44.9	47.9	37.6	40.6
7/2/2024	23:05	40.0	43.0			43.3	46.3	36.1	39.1
7/2/2024	23:10	41.3	44.3			44.8	47.8	38.4	41.4
7/2/2024	23:15	41.1	44.1	43.8		44.5	47.5	38.2	41.2
7/2/2024	23:20	40.0	43.0			43.4	46.4	36.6	39.6
7/2/2024	23:25	41.2	44.2			44.6	47.6	37.8	40.8
7/2/2024	23:30	41.6	44.6	43.4	43.4	45.2	48.2	38.0	41.0
7/2/2024	23:35	40.0	43.0			42.9	45.9	36.8	39.8
7/2/2024	23:40	39.3	42.3			42.4	45.4	35.5	38.5
7/2/2024	23:45	40.5	43.5			43.6	46.6	37.5	40.5
7/2/2024	23:50	41.0	44.0	43.5		44.4	47.4	37.8	40.8
7/2/2024	23:55	39.9	42.9			43.8	46.8	37.0	40.0
			Mean	**45.4**	**45.4**				
			Maximum	**49.1**	**48.1**				
			Minimum	**43.1**	**43.4**				

Date	Start Time	Leq (5mins)	Leq (5mins)*	Leq (15mins)	Leq (30mins)	L10 (5mins)	L10 (5mins)*	L90 (5mins)	L90 (5mins)*
8/2/2024	0:00	41.0	44.0	43.5	43.6	44.1	47.1	37.7	40.7
8/2/2024	0:05	39.9	42.9			42.9	45.9	36.5	39.5
8/2/2024	0:10	40.5	43.5			43.9	46.9	37.0	40.0
8/2/2024	0:15	41.7	44.7	43.6		44.4	47.4	38.4	41.4
8/2/2024	0:20	40.2	43.2			43.1	46.1	37.4	40.4
8/2/2024	0:25	39.7	42.7			43.1	46.1	36.2	39.2
8/2/2024	0:30	41.3	44.3	44.4	44.1	44.7	47.7	38.1	41.1
8/2/2024	0:35	41.3	44.3			44.0	47.0	38.1	41.1
8/2/2024	0:40	41.6	44.6			44.3	47.3	38.9	41.9
8/2/2024	0:45	41.6	44.6	43.8		44.9	47.9	39.0	42.0
8/2/2024	0:50	39.8	42.8			42.4	45.4	37.0	40.0
8/2/2024	0:55	40.8	43.8			43.6	46.6	38.0	41.0
8/2/2024	1:00	40.4	43.4	43.5	43.6	43.6	46.6	37.8	40.8
8/2/2024	1:05	40.0	43.0			42.8	45.8	36.9	39.9
8/2/2024	1:10	41.1	44.1			44.0	47.0	38.0	41.0
8/2/2024	1:15	40.8	43.8	43.6		44.0	47.0	38.1	41.1
8/2/2024	1:20	40.8	43.8			43.6	46.6	37.6	40.6
8/2/2024	1:25	40.2	43.2			43.1	46.1	37.0	40.0
8/2/2024	1:30	42.7	45.7	44.9	44.6	45.8	48.8	40.0	43.0
8/2/2024	1:35	40.6	43.6			43.8	46.8	37.6	40.6
8/2/2024	1:40	42.2	45.2			45.4	48.4	39.4	42.4
8/2/2024	1:45	40.8	43.8	44.3		43.4	46.4	37.6	40.6
8/2/2024	1:50	40.3	43.3			43.4	46.4	37.6	40.6
8/2/2024	1:55	42.5	45.5			45.3	48.3	39.6	42.6
8/2/2024	2:00	41.7	44.7	44.1	44.8	44.7	47.7	39.1	42.1
8/2/2024	2:05	40.3	43.3			43.2	46.2	37.1	40.1
8/2/2024	2:10	41.3	44.3			43.9	46.9	38.5	41.5
8/2/2024	2:15	42.8	45.8	45.4		46.0	49.0	39.6	42.6
8/2/2024	2:20	42.8	45.8			45.4	48.4	39.6	42.6
8/2/2024	2:25	41.4	44.4			44.2	47.2	38.2	41.2
8/2/2024	2:30	43.6	46.6	45.7	45.6	46.4	49.4	40.8	43.8
8/2/2024	2:35	41.5	44.5			44.7	47.7	38.6	41.6
8/2/2024	2:40	42.6	45.6			45.8	48.8	40.0	43.0
8/2/2024	2:45	40.7	43.7	45.5		43.7	46.7	37.8	40.8
8/2/2024	2:50	42.9	45.9			46.1	49.1	40.2	43.2
8/2/2024	2:55	43.4	46.4			46.2	49.2	40.4	43.4
8/2/2024	3:00	42.8	45.8	46.5	45.6	45.6	48.6	39.9	42.9
8/2/2024	3:05	42.8	45.8			45.4	48.4	39.7	42.7
8/2/2024	3:10	44.6	47.6			47.8	50.8	41.5	44.5
8/2/2024	3:15	41.8	44.8	44.5		44.4	47.4	38.7	41.7
8/2/2024	3:20	40.8	43.8			43.4	46.4	38.2	41.2
8/2/2024	3:25	41.8	44.8			44.6	47.6	38.6	41.6
8/2/2024	3:30	42.4	45.4	47.0	46.1	45.3	48.3	39.3	42.3
8/2/2024	3:35	44.7	47.7			47.3	50.3	41.5	44.5
8/2/2024	3:40	44.6	47.6			47.6	50.6	41.4	44.4
8/2/2024	3:45	40.3	43.3	45.0		43.1	46.1	37.6	40.6
8/2/2024	3:50	42.5	45.5			45.1	48.1	39.3	42.3
8/2/2024	3:55	42.7	45.7			45.5	48.5	40.1	43.1
8/2/2024	4:00	44.0	47.0	47.2	46.5	47.0	50.0	40.6	43.6
8/2/2024	4:05	44.5	47.5			47.8	50.8	41.3	44.3
8/2/2024	4:10	44.2	47.2			47.6	50.6	40.8	43.8
8/2/2024	4:15	43.9	46.9	45.7		47.2	50.2	40.5	43.5
8/2/2024	4:20	42.6	45.6			45.9	48.9	39.7	42.7
8/2/2024	4:25	41.2	44.2			44.3	47.3	38.3	41.3
8/2/2024	4:30	42.2	45.2	44.8	45.1	45.2	48.2	39.1	42.1
8/2/2024	4:35	41.5	44.5			44.6	47.6	38.1	41.1
8/2/2024	4:40	41.8	44.8			44.8	47.8	38.4	41.4
8/2/2024	4:45	40.3	43.3	45.3		43.2	46.2	37.1	40.1
8/2/2024	4:50	42.9	45.9			45.9	48.9	39.6	42.6
8/2/2024	4:55	43.2	46.2			46.1	49.1	40.2	43.2
8/2/2024	5:00	44.8	47.8	46.9	47.3	48.0	51.0	41.3	44.3
8/2/2024	5:05	42.4	45.4			45.8	48.8	38.8	41.8
8/2/2024	5:10	44.2	47.2			47.9	50.9	40.7	43.7
8/2/2024	5:15	44.1	47.1	47.7		47.7	50.7	40.7	43.7
8/2/2024	5:20	44.5	47.5			47.9	50.9	40.9	43.9
8/2/2024	5:25	45.3	48.3			48.9	51.9	41.9	44.9
8/2/2024	5:30	45.0	48.0	48.3	47.8	48.3	51.3	41.7	44.7
8/2/2024	5:35	45.7	48.7			49.0	52.0	42.1	45.1
8/2/2024	5:40	45.2	48.2			48.4	51.4	41.6	44.6
8/2/2024	5:45	42.6	45.6	47.1		45.8	48.8	39.0	42.0
8/2/2024	5:50	45.4	48.4			48.9	51.9	41.9	44.9
8/2/2024	5:55	43.9	46.9			47.3	50.3	40.6	43.6
8/2/2024	6:00	45.5	48.5	47.4	47.3	49.6	52.6	42.1	45.1
8/2/2024	6:05	43.9	46.9			47.7	50.7	40.1	43.1
8/2/2024	6:10	43.7	46.7			47.2	50.2	40.3	43.3
8/2/2024	6:15	44.5	47.5	47.2		47.9	50.9	40.7	43.7
8/2/2024	6:20	43.7	46.7			47.5	50.5	39.8	42.8
8/2/2024	6:25	44.3	47.3			48.0	51.0	40.7	43.7
8/2/2024	6:30	44.7	47.7	47.3	47.7	48.2	51.2	41.2	44.2
8/2/2024	6:35	43.9	46.9			47.6	50.6	40.5	43.5
8/2/2024	6:40	44.4	47.4			48.1	51.1	40.6	43.6
8/2/2024	6:45	44.9	47.9	48.1		48.3	51.3	41.2	44.2
8/2/2024	6:50	45.7	48.7			49.8	52.8	41.8	44.8
8/2/2024	6:55	44.5	47.5			47.9	50.9	40.5	43.5
8/2/2024	23:00	39.7	42.7	42.8	43.2	43.0	46.0	36.2	39.2
8/2/2024	23:05	40.3	43.3			43.3	46.3	37.1	40.1
8/2/2024	23:10	39.5	42.5			43.4	46.4	36.5	39.5
8/2/2024	23:15	41.4	44.4	43.6		44.3	47.3	38.4	41.4
8/2/2024	23:20	39.6	42.6			42.6	45.6	36.0	39.0
8/2/2024	23:25	40.5	43.5			44.0	47.0	37.3	40.3
8/2/2024	23:30	41.1	44.1	43.4	43.6	44.7	47.7	37.3	40.3
8/2/2024	23:35	39.9	42.9			43.5	46.5	37.0	40.0
8/2/2024	23:40	40.1	43.1			43.5	46.5	36.5	39.5
8/2/2024	23:45	40.6	43.6	43.9		43.9	46.9	37.3	40.3
8/2/2024	23:50	41.4	44.4			44.9	47.9	37.6	40.6
8/2/2024	23:55	40.6	43.6			44.1	47.1	37.2	40.2
			Mean	**45.4**	**45.4**				
			Maximum	**48.3**	**47.8**				
			Minimum	**42.8**	**43.2**				

Station: SSNV_M6

Remark: *For Free Field measurement, +3 dB(A) was added to the measured results.

Date	Start Time	Leq (5mins)	Leq (5mins)*	Leq (15mins)	Leq (30mins)	L10 (5mins)	L10 (5mins)*	L90 (5mins)	L90 (5mins)*
9/2/2024	0:00	40.1	43.1			42.9	45.9	37.5	40.5
9/2/2024	0:05	40.5	43.5	43.5		43.2	46.2	37.6	40.6
9/2/2024	0:10	40.8	43.8		43.7	43.9	46.9	37.8	40.8
9/2/2024	0:15	40.7	43.7			43.8	46.8	38.0	41.0
9/2/2024	0:20	40.8	43.8	44.0		43.6	46.6	37.7	40.7
9/2/2024	0:25	41.4	44.4			44.1	47.1	38.7	41.7
9/2/2024	0:30	39.6	42.6			42.6	45.6	36.8	39.8
9/2/2024	0:35	40.5	43.5	43.0		43.9	46.9	37.8	40.8
9/2/2024	0:40	40.0	43.0		43.3	43.0	46.0	37.2	40.2
9/2/2024	0:45	41.6	44.6			44.4	47.4	38.5	41.5
9/2/2024	0:50	39.3	42.3	43.6		42.7	45.7	36.6	39.6
9/2/2024	0:55	40.5	43.5			43.1	46.1	37.3	40.3
9/2/2024	1:00	39.3	42.3			42.3	45.3	36.4	39.4
9/2/2024	1:05	41.5	44.5	43.3		44.3	47.3	38.5	41.5
9/2/2024	1:10	39.8	42.8		44.1	42.8	45.8	37.0	40.0
9/2/2024	1:15	42.4	45.4			45.6	48.6	39.6	42.6
9/2/2024	1:20	40.7	43.7	44.7		43.5	46.5	37.9	40.9
9/2/2024	1:25	41.8	44.8			44.4	47.4	39.2	42.2
9/2/2024	1:30	39.2	42.2			42.2	45.2	36.1	39.1
9/2/2024	1:35	42.0	45.0	44.2		45.1	48.1	39.2	42.2
9/2/2024	1:40	41.9	44.9		43.9	44.6	47.6	38.9	41.9
9/2/2024	1:45	39.3	42.3			42.0	45.0	36.7	39.7
9/2/2024	1:50	40.4	43.4	43.6		43.6	46.6	37.8	40.8
9/2/2024	1:55	41.8	44.8			44.9	47.9	39.0	42.0
9/2/2024	2:00	42.5	45.5			45.6	48.6	39.7	42.7
9/2/2024	2:05	42.6	45.6	45.0		45.8	48.8	39.5	42.5
9/2/2024	2:10	40.7	43.7		45.6	43.9	46.9	38.1	41.1
9/2/2024	2:15	43.6	46.6			46.8	49.8	40.4	43.4
9/2/2024	2:20	42.5	45.5	46.1		45.3	48.3	39.6	42.6
9/2/2024	2:25	43.0	46.0			45.9	48.9	40.0	43.0
9/2/2024	2:30	41.5	44.5			44.1	47.1	38.9	41.9
9/2/2024	2:35	41.6	44.6	44.4		44.6	47.6	38.5	41.5
9/2/2024	2:40	41.0	44.0		44.6	43.7	46.7	38.1	41.1
9/2/2024	2:45	41.6	44.6			44.2	47.2	38.4	41.4
9/2/2024	2:50	42.0	45.0	44.9		44.9	47.9	39.2	42.2
9/2/2024	2:55	42.0	45.0			44.6	47.6	39.3	42.3
9/2/2024	3:00	41.3	44.3			44.0	47.0	38.3	41.3
9/2/2024	3:05	42.3	45.3	44.4		45.2	48.2	39.7	42.7
9/2/2024	3:10	40.3	43.3		45.8	42.9	45.9	37.5	40.5
9/2/2024	3:15	44.7	47.7			47.6	50.6	41.5	44.5
9/2/2024	3:20	42.3	45.3	46.8		45.2	48.2	39.7	42.7
9/2/2024	3:25	44.1	47.1			47.3	50.3	41.0	44.0
9/2/2024	3:30	42.2	45.2			45.3	48.3	39.5	42.5
9/2/2024	3:35	43.6	46.6	45.7		46.8	49.8	40.8	43.8
9/2/2024	3:40	42.2	45.2		46.0	45.2	48.2	39.4	42.4
9/2/2024	3:45	43.0	46.0			45.6	48.6	40.0	43.0
9/2/2024	3:50	44.6	47.6	46.3		47.2	50.2	41.9	44.9
9/2/2024	3:55	41.7	44.7			44.8	47.8	38.6	41.6
9/2/2024	4:00	42.5	45.5			45.5	48.5	39.2	42.2
9/2/2024	4:05	42.6	45.6	46.2		45.8	48.8	39.7	42.7
9/2/2024	4:10	44.2	47.2		46.3	47.4	50.4	41.1	44.1
9/2/2024	4:15	44.9	47.9			48.0	51.0	41.9	44.9
9/2/2024	4:20	43.5	46.5	46.5		46.6	49.6	40.4	43.4
9/2/2024	4:25	41.3	44.3			44.7	47.7	38.4	41.4
9/2/2024	4:30	41.0	44.0			44.0	47.0	37.7	40.7
9/2/2024	4:35	42.8	45.8	44.7		46.0	49.0	39.9	42.9
9/2/2024	4:40	41.2	44.2		45.9	44.4	47.4	38.0	41.0
9/2/2024	4:45	43.8	46.8			47.2	50.2	40.9	43.9
9/2/2024	4:50	43.3	46.3	46.9		46.4	49.4	40.2	43.2
9/2/2024	4:55	44.4	47.4			47.8	50.8	41.2	44.2
9/2/2024	5:00	42.8	45.8			46.1	49.1	39.4	42.4
9/2/2024	5:05	42.8	45.8	45.9		46.5	49.5	39.5	42.5
9/2/2024	5:10	43.2	46.2		46.0	46.4	49.4	39.7	42.7
9/2/2024	5:15	42.3	45.3			45.7	48.7	38.9	41.9
9/2/2024	5:20	42.9	45.9	46.0		46.4	49.4	39.7	42.7
9/2/2024	5:25	43.8	46.8			47.3	50.3	40.3	43.3
9/2/2024	5:30	44.3	47.3			47.8	50.8	40.6	43.6
9/2/2024	5:35	42.8	45.8	46.6		46.4	49.4	39.3	42.3
9/2/2024	5:40	43.6	46.6		47.2	47.2	50.2	39.9	42.9
9/2/2024	5:45	44.8	47.8			48.4	51.4	41.3	44.3
9/2/2024	5:50	42.9	45.9	47.7		46.2	49.2	39.7	42.7
9/2/2024	5:55	45.8	48.8			49.8	52.8	42.2	45.2
9/2/2024	6:00	44.8	47.8			48.3	51.3	41.4	44.4
9/2/2024	6:05	44.9	47.9	47.5		48.6	51.6	41.1	44.1
9/2/2024	6:10	43.8	46.8		48.1	47.7	50.7	39.9	42.9
9/2/2024	6:15	46.0	49.0			49.7	52.7	42.6	45.6
9/2/2024	6:20	45.9	48.9	48.7		49.6	52.6	41.8	44.8
9/2/2024	6:25	45.1	48.1			48.5	51.5	41.1	44.1
9/2/2024	6:30	44.7	47.7			48.5	51.5	40.9	43.9
9/2/2024	6:35	45.7	48.7	47.8		49.1	52.1	41.7	44.7
9/2/2024	6:40	43.7	46.7		47.6	47.6	50.6	39.7	42.7
9/2/2024	6:45	43.9	46.9			47.4	50.4	39.8	42.8
9/2/2024	6:50	43.8	46.8	47.3		47.5	50.5	39.7	42.7
9/2/2024	6:55	45.2	48.2			50.1	53.1	40.8	43.8
			Mean	45.5	45.6				
			Maximum	48.7	48.1				
			Minimum	43.0	43.3				

Summary of Noise Monitoring Results during 23:00 - 07:00 on the next day at SSNV_M6

	Leq (15mins)	Leq (30mins)
Mean	45.3	45.3
Maximum	49.8	49.1
Minimum	42.4	42.7

Appendix 3-40 Baseline Water Quality Monitoring Data at Sung Shan New Village, Tai Wo, Lin Fa Tei and Ha Che

Contract No. DC/2022/02 Drainage Improvement Works at Yuen Long - Stage 2

Baseline Water Quality Monitoring Results at Sung Shan New Village (SSNV), Tai Wo (TW), Lin Fa Tei (LFT) and Ha Che (HC)

Stream	SSNV																									
Monitoring Location	C1A (Impact Station)									C2 (Control Station)										C3A (Control Station)								
Date	Time	Stream Depth (m)	Temperature (℃)	Salinity (ppt)	DO (mg/L)	DO Saturation (%)	pH	Turbidity (NTU)	SS (mg/L)	Time	Stream Depth (m)	Temperature (℃)	Salinity (ppt)	DO (mg/L)	DO Saturation (%)	pH	Turbidity (NTU)	SS (mg/L)	Time	Stream Depth (m)	Temperature (℃)	Salinity (ppt)	DO (mg/L)	DO Saturation (%)	pH	Turbidity (NTU)	SS (mg/L)
06/12/2023	14:46	0.16	20.9	0.07	7.28	82.3	8.27	6.05	4.6	14:24	0.07	20.8	0.01	5.09	57.5	8.11	5.22	5.5	14:11	0.05	19.5	0.01	9.43	106.6	8.55	3.58	5.2
	14:46	0.16	20.9	0.07	7.19	81.3	8.22	6.14	5.2	14:26	0.07	20.7	0.00	4.97	56.2	8.27	4.83	4.5	14:12	0.05	19.5	0.02	9.49	107.3	8.55	3.53	5.6
08/12/2023	14:04	0.17	21.1	0.11	7.64	86.3	7.98	4.79	5.9	13:55	0.09	22.4	0.10	6.89	77.9	8.14	3.36	3.9	13:47	0.06	18.2	0.00	9.62	108.7	7.64	6.53	1.5
	14:04	0.17	21.0	0.11	7.89	89.2	7.92	4.78	5.1	13:56	0.09	22.4	0.10	6.87	77.6	8.17	2.69	3.9	13:47	0.06	18.2	0.01	9.84	111.2	7.77	7.54	2.0
11/12/2023	12:51	0.18	23.7	0.12	6.64	75.0	7.61	6.04	7.2	12:41	0.10	24.0	0.00	6.44	72.8	8.30	3.16	3.7	12:32	0.07	21.7	0.00	9.06	102.4	7.37	3.67	5.1
	12:52	0.18	24.0	0.12	6.60	74.6	7.66	6.67	7.3	12:41	0.10	24.2	0.10	5.55	62.7	8.60	2.72	3.5	12:32	0.07	21.6	0.00	9.05	102.3	7.42	4.11	4.6
13/12/2023	12:34	0.16	22.9	0.18	7.77	87.8	7.84	10.39	4.2	12:19	0.04	22.3	0.12	5.67	64.1	8.57	3.15	3.1	12:14	0.07	21.1	0.01	9.32	105.3	7.43	5.35	2.1
	12:35	0.16	23.0	0.18	7.47	84.4	7.78	9.97	4.8	12:20	0.04	22.6	0.12	4.69	53.0	8.44	3.19	3.8	12:14	0.07	21.1	0.01	9.18	103.8	7.38	5.58	1.9
15/12/2023	12:28	0.17	25.3	0.13	7.48	84.5	7.33	10.92	8.8	12:18	0.09	25.9	0.11	6.77	76.5	7.67	5.35	1.7	12:09	0.07	22.5	0.01	8.82	99.7	7.51	4.06	4.9
	12:29	0.17	25.3	0.13	7.46	84.3	7.29	9.97	11.0	12:19	0.09	25.9	0.11	6.76	76.4	7.68	5.33	2.2	12:09	0.07	22.1	0.01	8.85	100.0	7.69	3.85	5.2
18/12/2023	12:42	0.16	16.9	0.15	8.19	92.6	7.48	6.03	4.8	12:30	0.08	16.9	0.11	7.47	84.4	7.42	7.54	4.7	12:23	0.06	15.4	0.02	10.62	120.0	7.88	4.41	1.2
	12:43	0.16	17.0	0.15	8.13	91.9	7.81	6.81	4.9	12:30	0.08	16.9	0.11	7.47	84.4	7.65	7.29	4.8	12:23	0.06	15.5	0.01	10.60	119.8	7.90	3.95	1.0
20/12/2023	15:06	0.15	16.3	0.00	8.74	98.8	8.16	7.61	3.5	14:59	0.09	16.9	0.11	8.26	93.4	7.75	3.35	1.9	14:54	0.06	14.9	0.01	10.90	123.2	8.22	6.25	<1
	15:07	0.15	16.3	0.00	8.71	98.4	8.14	7.51	3.2	14:59	0.09	16.8	0.11	8.16	92.2	7.76	3.31	2.5	14:55	0.06	14.8	0.01	10.90	123.2	8.22	6.50	<1
22/12/2023	16:36	0.15	13.1	0.12	9.32	105.3	7.56	6.33	3.9	16:24	0.08	13.0	0.10	8.68	98.1	7.20	3.95	<1	16:18	0.06	11.6	0.02	11.71	132.3	7.98	3.89	<1
	16:36	0.15	13.1	0.12	9.31	105.2	7.54	7.22	4.4	16:25	0.08	13.0	0.10	8.67	98.0	7.24	3.96	<1	16:18	0.06	11.6	0.02	11.70	132.2	7.95	3.88	1.0
25/12/2023	13:37	0.14	13.0	0.12	9.26	104.7	7.51	4.75	4.2	13:12	0.08	13.0	0.10	8.72	98.6	8.12	4.06	1.3	12:56	0.06	11.7	0.02	11.76	132.9	7.45	3.56	<1
	13:37	0.14	13.0	0.12	9.26	104.7	7.52	5.04	4.0	13:12	0.08	13.1	0.10	8.74	98.8	8.11	4.15	1.0	12:57	0.06	11.7	0.02	11.78	133.1	7.43	3.58	<1
27/12/2023	12:36	0.16	18.2	0.08	9.08	102.6	7.81	16.04	3.6	12:26	0.09	18.1	0.28	8.02	90.6	8.34	6.61	4.5	12:14	0.07	15.7	0.02	10.56	119.4	7.95	2.78	<1
	12:37	0.16	18.2	0.08	9.06	102.4	7.98	16.12	3.6	12:26	0.09	18.1	0.28	7.99	90.3	8.35	6.60	3.6	12:14	0.07	15.8	0.02	10.66	120.5	7.91	2.59	<1
29/12/2023	13:08	0.15	21.6	0.13	8.46	95.6	7.55	9.80	2.5	12:56	0.09	20.8	0.13	8.01	90.5	7.90	5.55	4.9	12:46	0.07	20.5	0.13	7.56	85.4	7.67	9.52	1.0
	13:09	0.15	21.6	0.13	8.47	95.7	7.87	9.41	3.8	12:57	0.09	20.8	0.13	8.02	90.6	7.93	5.30	3.1	12:46	0.07	20.6	0.13	7.56	85.4	7.66	9.45	<1
01/01/2024	13:00	0.16	21.6	0.13	8.46	95.6	8.17	9.80	2.9	12:42	0.09	21.4	0.13	8.09	91.4	8.37	6.33	2.7	12:29	0.08	21.3	0.13	7.73	87.4	8.27	6.74	<1
	13:01	0.16	21.6	0.13	8.48	95.8	8.18	9.41	1.8	12:42	0.09	21.4	0.13	8.12	91.8	8.37	6.42	3.4	12:29	0.08	21.3	0.13	7.83	88.5	8.28	6.76	<1

Remark: Some extraordinarily high values (highlighted in yellow) were recorded during the baseline monitoring. They are considered as outliers and are excluded from the determination of Action and Limit Levels.

Stream	TW																	
Monitoring Location	C4 (Control Station)									C5 (Impact Station)								
Date	Time	Stream Depth (m)	Temperature (℃)	Salinity (ppt)	DO (mg/L)	DO Saturation (%)	pH	Turbidity (NTU)	SS (mg/L)	Time	Stream Depth (m)	Temperature (℃)	Salinity (ppt)	DO (mg/L)	DO Saturation (%)	pH	Turbidity (NTU)	SS (mg/L)
06/12/2023	12:46	0.07	20.2	0.05	7.33	82.8	8.14	14.62	28.0	12:56	0.07	20.5	0.02	9.48	107.1	8.64	6.33	3.5
	12:47	0.07	20.2	0.05	7.90	89.3	8.01	17.00	31.0	12:57	0.07	20.4	0.02	9.46	106.9	8.40	6.43	3.3
08/12/2023	13:07	0.03	19.3	0.05	9.52	107.6	8.13	18.07	2.3	13:14	0.03	19.0	0.05	9.62	108.7	8.29	7.34	6.2
	13:07	0.03	19.2	0.05	9.46	106.9	8.24	17.92	2.8	13:14	0.03	19.1	0.05	9.58	108.3	8.22	7.68	6.1
11/12/2023	11:54	0.05	23.1	0.06	7.85	88.7	7.69	14.53	27.0	12:01	0.05	22.4	0.06	8.48	95.8	7.86	9.26	5.0
	11:55	0.05	23.3	0.06	7.81	88.3	7.72	15.36	29.0	12:01	0.05	22.4	0.06	8.47	95.7	7.93	9.05	7.9
13/12/2023	11:38	0.05	21.9	0.06	7.78	87.9	8.50	13.18	6.3	11:43	0.05	21.5	0.07	8.34	94.3	7.57	13.93	13.0
	11:39	0.05	21.9	0.06	7.68	86.8	8.46	13.36	8.2	11:44	0.05	21.6	0.07	8.01	90.5	7.49	12.92	14.0
15/12/2023	11:38	0.05	21.9	0.05	7.66	86.6	7.68	14.66	3.2	11:44	0.06	21.5	0.07	8.44	95.4	7.58	13.50	5.1
	11:38	0.05	21.9	0.05	7.68	86.8	7.70	14.78	4.4	11:44	0.06	21.5	0.07	8.48	95.8	8.01	13.67	5.3
18/12/2023	11:40	0.04	15.8	0.06	9.52	107.6	8.10	11.46	3.2	11:45	0.04	15.5	0.06	9.89	111.8	8.49	10.77	1.1
	11:41	0.04	15.9	0.06	9.48	107.1	8.12	11.51	4.6	11:45	0.04	15.5	0.06	9.88	111.7	8.41	10.63	1.9
20/12/2023	14:15	0.04	15.2	0.07	10.47	118.3	7.93	6.85	17.0	14:23	0.04	14.7	0.06	10.62	120.0	8.41	7.70	2.2
	14:18	0.04	15.2	0.07	10.44	118.0	8.11	6.78	16.0	14:23	0.04	14.7	0.06	10.55	119.2	8.41	7.48	2.0
22/12/2023	15:06	0.03	11.0	0.06	11.35	128.3	7.28	8.13	8.4	14:30	0.04	11.2	0.06	11.20	126.6	6.82	9.87	5.8
	15:06	0.03	11.0	0.06	11.35	128.3	7.26	8.08	8.0	14:30	0.04	11.2	0.06	11.20	126.6	6.81	9.86	5.6
25/12/2023	12:17	0.04	11.0	0.06	11.34	128.2	7.69	8.31	16.0	12:25	0.04	10.9	0.06	11.40	128.8	7.65	11.68	2.8
	12:17	0.04	11.0	0.06	11.34	128.2	7.68	8.35	18.0	12:26	0.04	11.0	0.06	11.43	129.2	7.65	11.83	2.1
27/12/2023	11:40	0.05	16.1	0.07	9.83	111.1	8.05	10.87	8.8	11:49	0.05	15.0	0.07	9.86	111.4	8.31	8.24	10.0
	11:41	0.05	16.1	0.07	9.82	111.0	8.07	10.76	6.9	11:50	0.05	15.1	0.07	9.78	110.5	8.32	7.59	10.0
29/12/2023	12:05	0.05	18.6	0.07	9.38	106.0	7.41	7.11	2.3	12:14	0.04	18.9	0.07	9.48	107.1	7.52	10.60	2.7
	12:05	0.05	18.6	0.07	9.38	106.0	7.43	7.20	1.4	12:14	0.04	18.9	0.07	9.51	107.5	7.53	10.60	2.7
01/01/2024	11:47	0.05	18.2	0.05	9.37	105.9	8.18	7.45	1.7	12:00	0.05	18.3	0.07	9.43	106.6	8.22	7.89	3.5
	11:47	0.05	18.2	0.05	9.37	105.9	8.18	7.43	2.5	12:00	0.05	18.4	0.07	9.41	106.4	8.23	7.79	4.0

Remark: Some extraordinarily high values (highlighted in yellow) were recorded during the baseline monitoring. They are considered as outliers and are excluded from the determination of Action and Limit Levels.

Stream	LFT																									
Monitoring Location	C6 (Control Station)									C7A (Control Station)									C8 (Impact Station)							
Date	Time	Stream Depth (m)	Temperature (℃)	Salinity (ppt)	DO (mg/L)	DO Saturation (%)	pH	Turbidity (NTU)	SS (mg/L)	Time	Stream Depth (m)	Temperature (℃)	Salinity (ppt)	DO (mg/L)	DO Saturation (%)	pH	Turbidity (NTU)	SS (mg/L)	Time	Stream Depth (m)	Temperature (℃)	Salinity (ppt)	DO (mg/L)	DO Saturation (%)	pH	Turbidity (NTU)	SS (mg/L)
06/12/2023	11:18	0.10	19.5	0.04	7.96	90.0	8.59	2.46	1.4	11:44	0.06	20.7	0.01	7.73	87.4	8.17	5.00	3.7	12:08	0.07	20.8	0.08	6.52	73.7	8.33	3.00	3.2
	11:18	0.10	19.5	0.04	7.93	89.6	8.60	2.45	1.4	11:45	0.06	20.7	0.00	7.01	79.2	8.32	5.07	3.4	12:08	0.07	20.8	0.08	6.12	69.2	8.31	3.10	2.9
08/12/2023	12:15	0.05	19.0	0.05	8.75	98.9	8.09	4.87	2.2	12:32	0.05	20.4	0.11	6.99	79.0	7.94	11.77	1.5	12:46	0.10	20.7	0.09	6.17	69.7	8.23	3.74	2.9
	12:16	0.05	19.0	0.05	8.91	100.7	8.11	4.34	2.7	12:33	0.05	20.4	0.11	6.87	77.6	8.07	11.52	1.7	12:46	0.10	20.7	0.09	5.99	67.7	8.26	3.70	2.4
11/12/2023	10:59	0.05	21.3	0.01	8.04	90.9	8.09	2.75	2.5	11:13	0.07	23.5	0.11	5.90	66.7	7.74	9.56	5.2	11:21	0.08	22.3	0.09	5.44	61.5	8.23	4.70	3.7
	10:59	0.05	21.1	0.02	7.99	90.3	8.11	2.98	1.9	11:13	0.07	23.5	0.11	5.86	66.2	7.82	10.78	6.3	11:22	0.08	22.3	0.09	5.38	60.8	8.20	4.83	4.1
13/12/2023	10:48	0.09	20.8	0.04	8.33	94.1	7.69	2.53	1.4	11:07	0.07	22.1	0.11	6.93	78.3	8.38	21.18	16.0	11:21	0.08	22.3	0.09	5.44	61.5	8.23	4.70	3.6
	10:49	0.09	20.7	0.04	7.89	89.2	7.54	2.68	2.1	11:07	0.07	22.1	0.11	6.81	77.0	8.37	20.69	16.0	11:21	0.08	22.3	0.09	5.38	60.8	8.20	4.83	3.8
15/12/2023	10:45	0.05	21.7	0.00	7.76	87.7	7.84	4.54	2.5	11:00	0.07	23.4	0.11	5.33	60.2	7.59	11.86	12.0	11:13	0.08	23.9	0.00	5.35	60.5	7.00	3.31	3.4
	10:45	0.05	21.8	0.00	7.36	83.2	7.88	5.55	4.2	11:00	0.07	23.4	0.11	5.21	58.9	7.63	11.19	10.0	11:13	0.08	23.8	0.01	5.73	64.8	6.99	3.81	3.5
18/12/2023	10:52	0.04	16.2	0.08	8.49	96.0	7.71	3.60	2.3	11:10	0.07	17.0	0.12	7.06	79.8	7.55	7.13	9.2	11:23	0.08	17.8	0.10	7.24	81.8	8.33	15.81	2.4
	10:53	0.04	16.2	0.08	8.06	91.1	7.90	3.41	2.2	11:10	0.07	17.0	0.12	6.99	79.0	7.68	7.41	11.0	11:23	0.08	17.8	0.10	7.40	83.6	8.39	17.20	3.4
20/12/2023	12:51	0.04	15.4	0.08	9.08	102.6	7.56	8.63	3.2	13:02	0.07	16.1	0.11	8.81	99.6	7.85	8.23	9.4	13:10	0.09	17.0	0.10	7.97	90.1	7.89	5.06	3.3
	12:52	0.04	15.5	0.08	9.10	102.9	7.60	10.30	3.2	13:03	0.07	16.1	0.11	8.60	97.2	7.89	8.36	9.0	13:11	0.09	17.0	0.10	7.78	87.9	7.86	5.26	4.7
22/12/2023	11:37	0.05	11.6	0.56	7.29	82.4	7.47	25.19	9.6	12:00	0.05	12.2	0.13	9.51	107.5	7.61	9.75	3.5	12:21	0.08	12.8	0.13	9.26	104.7	7.91	5.89	3.8
	11:37	0.05	11.5	0.56	7.19	81.3	7.46	25.44	10.0	12:00	0.05	12.2	0.13	9.35	105.7	7.67	9.01	3.8	12:21	0.08	12.8	0.13	9.26	104.7	7.86	5.92	3.9
25/12/2023	10:56	0.04	11.3	0.56	6.40	72.3	7.96	23.04	9.8	11:27	0.06	12.1	0.13	8.92	100.8	8.40	8.54	2.4	11:50	0.07	12.9	0.13	9.14	103.3	8.35	5.28	3.0
	10:57	0.04	11.3	0.56	6.41	72.4	8.04	23.03	9.6	11:28	0.06	12.1	0.13	8.91	100.7	8.76	8.41	3.0	11:51	0.07	12.9	0.13	9.13	103.2	8.34	5.13	2.5
27/12/2023	10:53	0.04	15.9	0.13	9.09	102.7	7.56	6.28	3.4	11:10	0.06	16.7	0.11	7.51	84.9	8.26	6.79	4.5	11:23	0.09	17.5	0.14	7.29	82.4	7.62	4.14	3.7
	10:53	0.04	16.0	0.13	8.93	100.9	7.58	6.30	3.2	11:11	0.06	16.7	0.11	7.48	84.5	8.26	6.49	4.2	11:24	0.09	17.5	0.14	7.28	82.3	7.79	4.17	3.3
29/12/2023	11:13	0.04	18.9	0.12	7.73	87.4	7.68	11.23	2.5	11:37	0.06	20.8	0.16	6.97	78.8	7.87	10.27	7.7	11:48	0.09	20.9	0.16	6.84	77.3	7.77	13.06	7.1
	11:13	0.04	19.0	0.12	7.69	86.9	7.66	11.24	2.3	11:38	0.06	20.8	0.16	6.98	78.9	7.87	10.17	9.1	11:48	0.09	20.9	0.16	6.90	78.0	7.75	12.49	9.3
01/01/2024	11:01	0.05	19.4	0.12	7.55	85.3	7.98	10.79	2.0	11:17	0.06	20.6	0.16	7.53	85.1	7.91	16.59	4.7	11:25	0.07	20.7	0.16	6.89	77.9	7.99	11.87	6.5
	11:01	0.05	19.4	0.12	7.55	85.3	8.01	10.88	2.1	11:17	0.06	20.6	0.16	7.54	85.2	7.87	16.79	3.6	11:26	0.07	20.7	0.16	6.90	78.0	8.01	11.55	4.6

Remark: Some extraordinarily high values (highlighted in yellow) were recorded during the baseline monitoring. They are considered as outliers and are excluded from the determination of Action and Limit Levels.

Stream	HC																	
Monitoring Location	C9 (Control Station)									C10 (Impact Station)								
Date	Time	Stream Depth (m)	Temperature (℃)	Salinity (ppt)	DO (mg/L)	DO Saturation (%)	pH	Turbidity (NTU)	SS (mg/L)	Time	Stream Depth (m)	Temperature (℃)	Salinity (ppt)	DO (mg/L)	DO Saturation (%)	pH	Turbidity (NTU)	SS (mg/L)
06/12/2023	10:06	0.05	19.7	0.05	9.20	104.0	8.49	3.62	9.8	10:33	0.08	20.6	0.10	2.51	28.4	8.27	5.74	8.7
	10:07	0.05	19.6	0.04	9.17	103.6	8.39	3.35	9.1	10:33	0.08	20.6	0.10	2.41	27.2	8.36	5.89	7.4
08/12/2023	10:57	0.03	18.0	0.05	9.39	106.1	8.01	9.40	3.6	11:46	0.04	20.7	0.10	4.40	49.7	7.66	10.96	5.0
	10:57	0.03	18.0	0.05	9.40	106.2	7.75	9.83	4.2	11:46	0.04	20.6	0.10	4.20	47.5	7.71	10.20	4.6
11/12/2023	10:18	0.09	21.2	0.05	8.58	97.0	7.76	2.74	2.2	10:34	0.08	23.0	0.10	2.86	32.3	8.05	6.59	6.5
	10:18	0.09	21.2	0.05	8.58	97.0	7.69	2.71	2.8	10:34	0.08	22.9	0.10	3.07	34.7	8.36	7.83	5.8
13/12/2023	10:03	0.08	20.9	0.05	8.65	97.8	7.69	3.00	1.1	10:20	0.09	21.4	0.00	4.07	46.0	8.41	7.04	5.6
	10:03	0.08	20.9	0.05	8.65	97.8	7.58	2.86	1.6	10:21	0.09	21.5	0.00	4.05	45.8	8.27	6.77	5.0
15/12/2023	10:02	0.10	21.3	0.03	8.68	98.1	6.71	3.56	6.4	10:15	0.08	23.4	0.00	3.34	37.7	7.26	8.74	4.8
	10:02	0.10	21.4	0.04	8.66	97.9	6.75	3.79	7.0	10:15	0.08	22.8	0.00	2.78	31.4	7.15	8.34	3.7
18/12/2023	10:12	0.06	15.6	0.05	10.02	113.2	8.08	3.12	20.0	10:24	0.07	16.7	0.11	4.99	56.4	7.74	28.93	36.0
	10:12	0.06	15.6	0.05	10.00	113.0	8.07	3.24	19.0	10:24	0.07	16.7	0.11	4.63	52.3	7.75	30.31	38.0
20/12/2023	10:11	0.08	14.8	0.05	10.30	116.4	8.32	5.96	10.0	10:57	0.09	15.7	0.11	6.32	71.4	8.29	20.19	8.2
	10:11	0.08	14.8	0.05	10.28	116.2	8.3	5.27	10.0	10:58	0.09	15.7	0.11	6.17	69.7	8.25	21.31	8.8
22/12/2023	10:41	0.07	11.8	0.05	11.13	125.8	8.44	3.13	4.7	11:01	0.07	12.1	0.12	6.91	78.1	7.52	17.54	4.5
	10:41	0.07	11.8	0.05	11.16	126.1	8.46	2.68	4.0	11:01	0.07	12.1	0.12	6.90	78.0	7.60	17.45	3.5
25/12/2023	10:01	0.05	11.6	0.08	9.48	107.1	7.59	4.22	6.9	10:22	0.06	11.4	0.12	7.21	81.5	8.41	12.23	7.1
	10:01	0.05	11.6	0.08	9.59	108.4	7.61	4.78	8.0	10:22	0.06	11.4	0.12	7.18	81.1	8.38	12.48	7.4
27/12/2023	10:11	0.08	17.1	0.08	8.26	93.4	8.39	4.48	<1	10:27	0.08	16.7	0.11	5.19	58.7	7.24	6.86	7.5
	10:11	0.08	17.1	0.08	8.49	96.0	8.42	4.66	<1	10:28	0.08	16.7	0.11	5.15	58.2	7.23	7.98	7.8
29/12/2023	10:11	0.07	17.5	0.05	9.86	111.4	7.69	2.35	1.2	10:24	0.08	19.2	0.12	4.67	52.8	7.50	7.29	5.6
	10:12	0.07	17.6	0.05	9.84	111.2	7.77	2.34	<1	10:24	0.08	19.2	0.12	4.65	52.6	7.50	6.82	5.4
01/01/2024	10:06	0.06	17.9	0.05	9.72	109.9	8.28	2.11	2.3	10:19	0.08	18.8	0.12	4.37	49.4	8.15	7.70	3.0
	10:06	0.06	17.9	0.05	9.71	109.7	8.27	1.96	3.8	10:19	0.08	18.8	0.12	4.35	49.2	8.16	7.51	3.7

Remark: Some extraordinarily high values (highlighted in yellow) were recorded during the baseline monitoring. They are considered as outliers and are excluded from the determination of Action and Limit Levels.

Appendix 4 Graphical Presentations

Appendix 4-1 Baseline Noise Monitoring Results at HC_M3A*

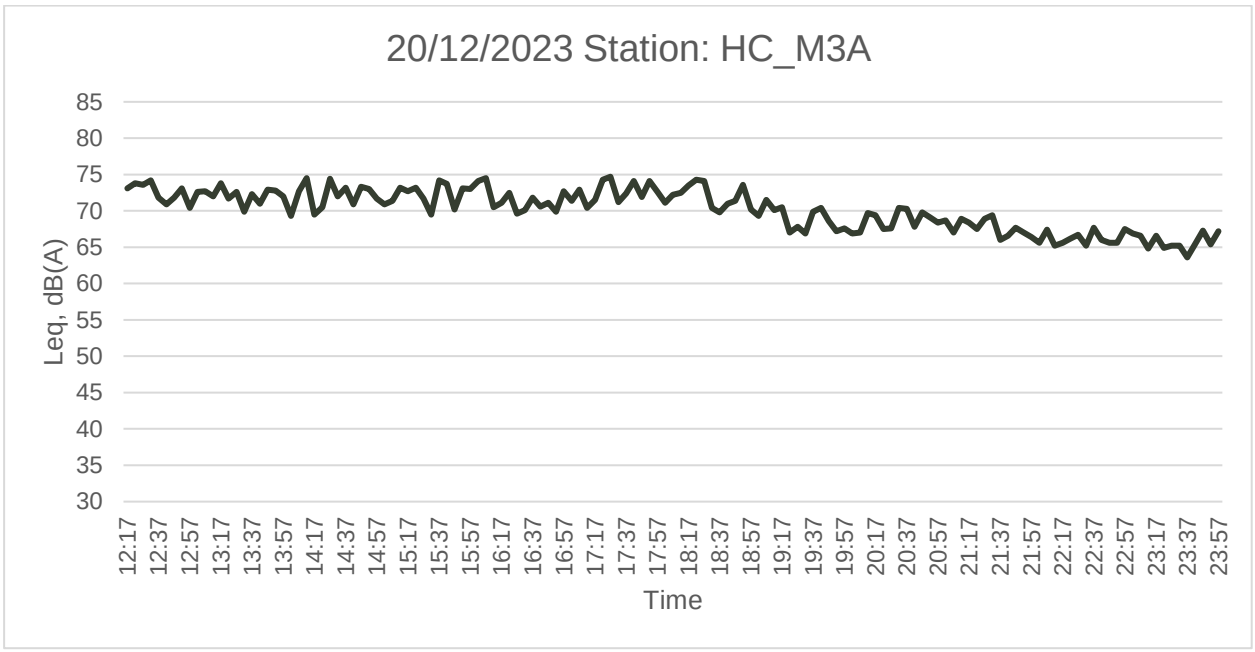
20/12/2023 Station: HC_M3A
Leq, dB(A)
85
80
75
70
65
60
55
50
45
40
35
30
12:17
12:37
12:57
13:17
13:37
13:57
14:17
14:37
14:57
15:17
15:37
15:57
16:17
16:37
16:57
17:17
17:37
17:57
18:17
18:37
18:57
19:17
19:37
19:57
20:17
20:37
20:57
21:17
21:37
21:57
22:17
22:37
22:57
23:17
23:37
23:57
Time

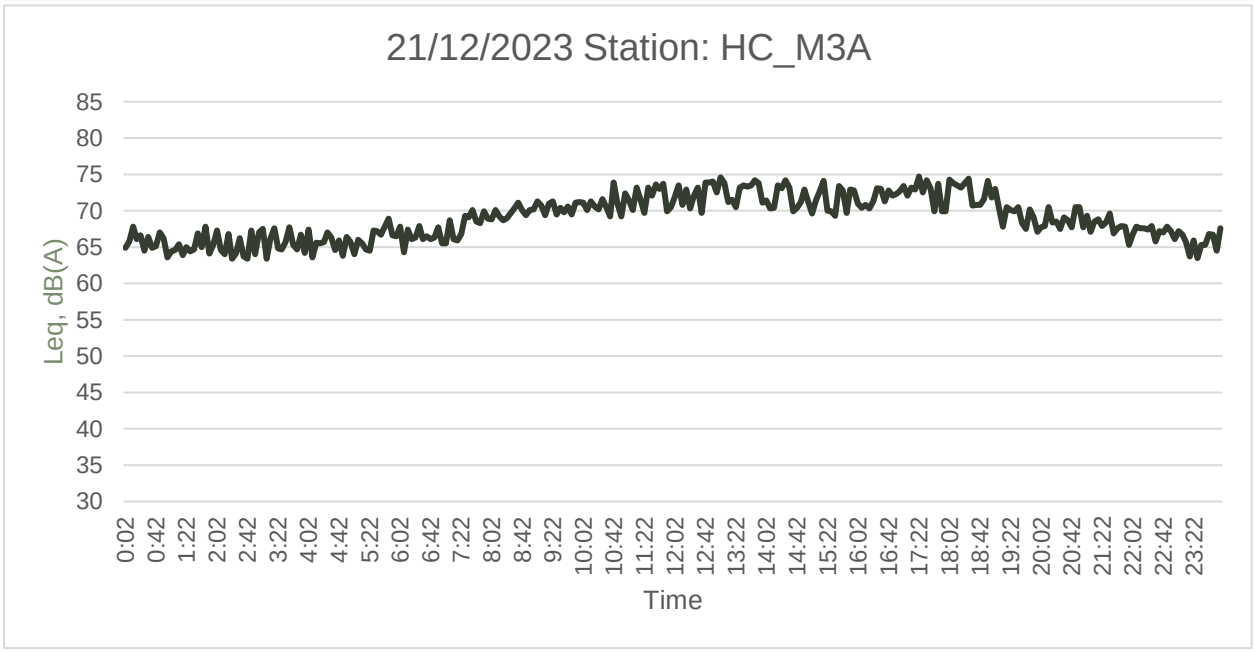
21/12/2023 Station: HC_M3A
Leq, dB(A)
85
80
75
70
65
60
55
50
45
40
35
30
0:02
0:42
1:22
2:02
2:42
3:22
4:02
4:42
5:22
6:02
6:42
7:22
8:02
8:42
9:22
10:02
10:42
11:22
12:02
12:42
13:22
14:02
14:42
15:22
16:02
16:42
17:22
18:02
18:42
19:22
20:02
20:42
21:22
22:02
22:42
23:22
Time

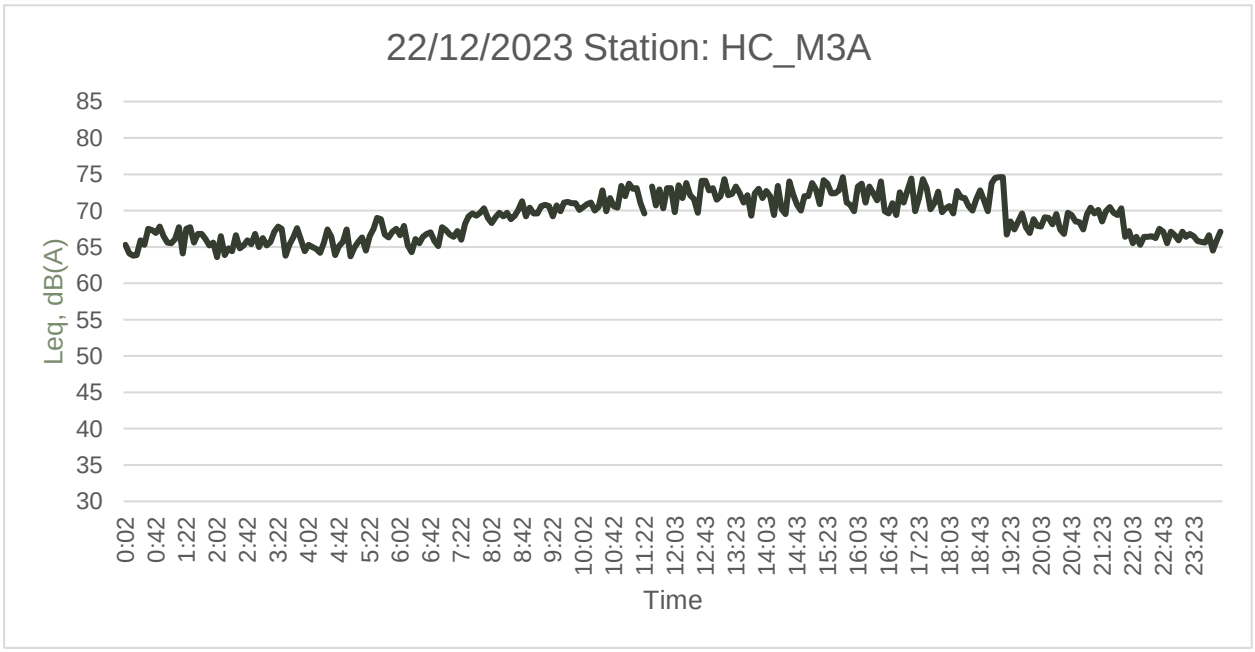
22/12/2023 Station: HC_M3A
Leq, dB(A)
85
80
75
70
65
60
55
50
45
40
35
30
0:02
0:42
1:22
2:02
2:42
3:22
4:02
4:42
5:22
6:02
6:42
7:22
8:02
8:42
9:22
10:02
10:42
11:22
12:03
12:43
13:23
14:03
14:43
15:23
16:03
16:43
17:23
18:03
18:43
19:23
20:03
20:43
21:23
22:03
22:43
23:23
Time

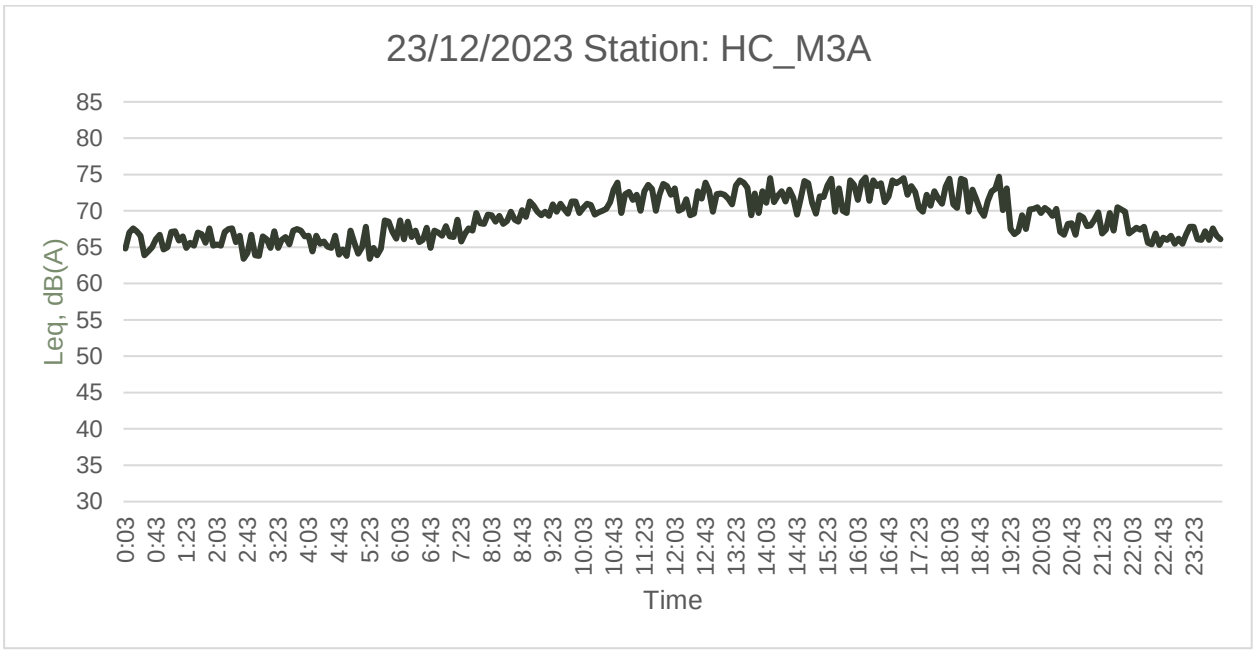
23/12/2023 Station: HC_M3A
Leq, dB(A)
85
80
75
70
65
60
55
50
45
40
35
30
0:03
0:43
1:23
2:03
2:43
3:23
4:03
4:43
5:23
6:03
6:43
7:23
8:03
8:43
9:23
10:03
10:43
11:23
12:03
12:43
13:23
14:03
14:43
15:23
16:03
16:43
17:23
18:03
18:43
19:23
20:03
20:43
21:23
22:03
22:43
23:23
Time

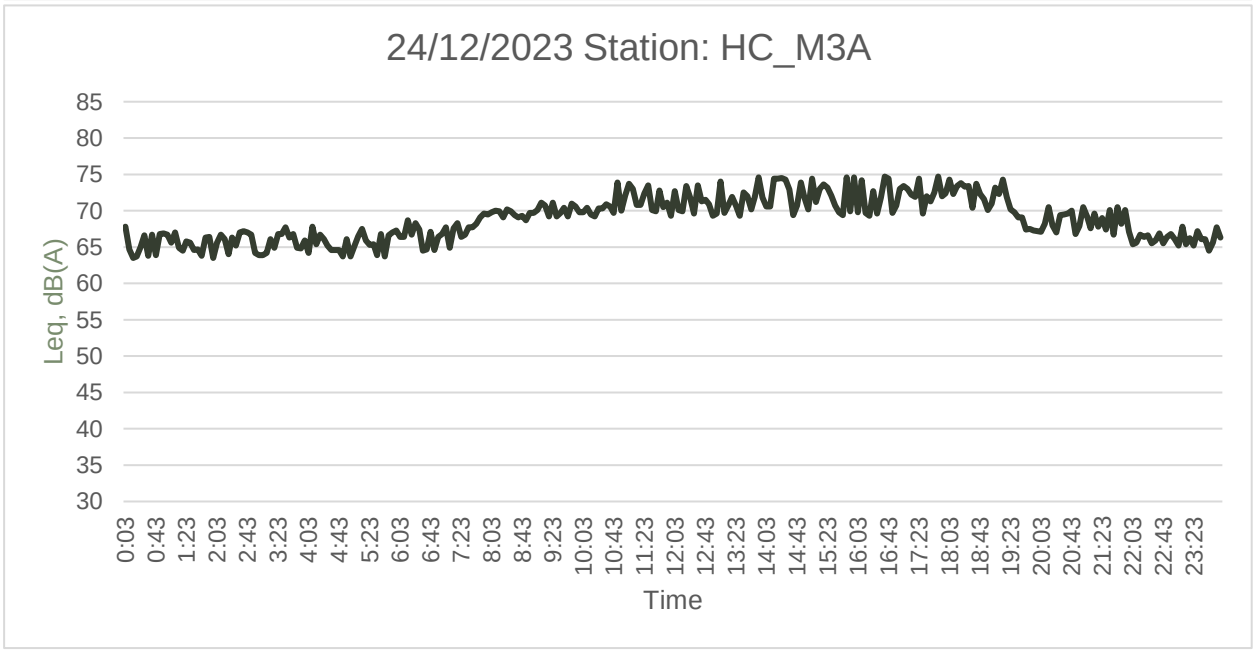
24/12/2023 Station: HC_M3A
Leq, dB(A)
85
80
75
70
65
60
55
50
45
40
35
30
0:03
0:43
1:23
2:03
2:43
3:23
4:03
4:43
5:23
6:03
6:43
7:23
8:03
8:43
9:23
10:03
10:43
11:23
12:03
12:43
13:23
14:03
14:43
15:23
16:03
16:43
17:23
18:03
18:43
19:23
20:03
20:43
21:23
22:03
22:43
23:23
Time

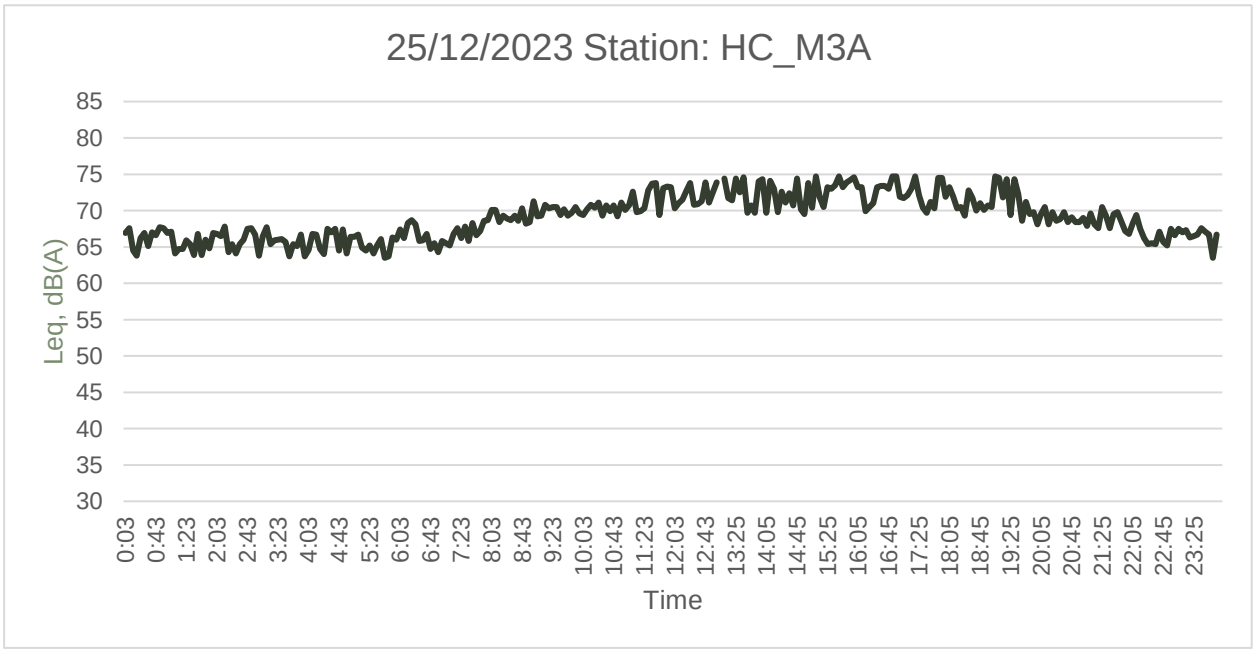
25/12/2023 Station: HC_M3A
Leq, dB(A)
85
80
75
70
65
60
55
50
45
40
35
30
0:03
0:43
1:23
2:03
2:43
3:23
4:03
4:43
5:23
6:03
6:43
7:23
8:03
8:43
9:23
10:03
10:43
11:23
12:03
12:43
13:25
14:05
14:45
15:25
16:05
16:45
17:25
18:05
18:45
19:25
20:05
20:45
21:25
22:05
22:45
23:25
Time

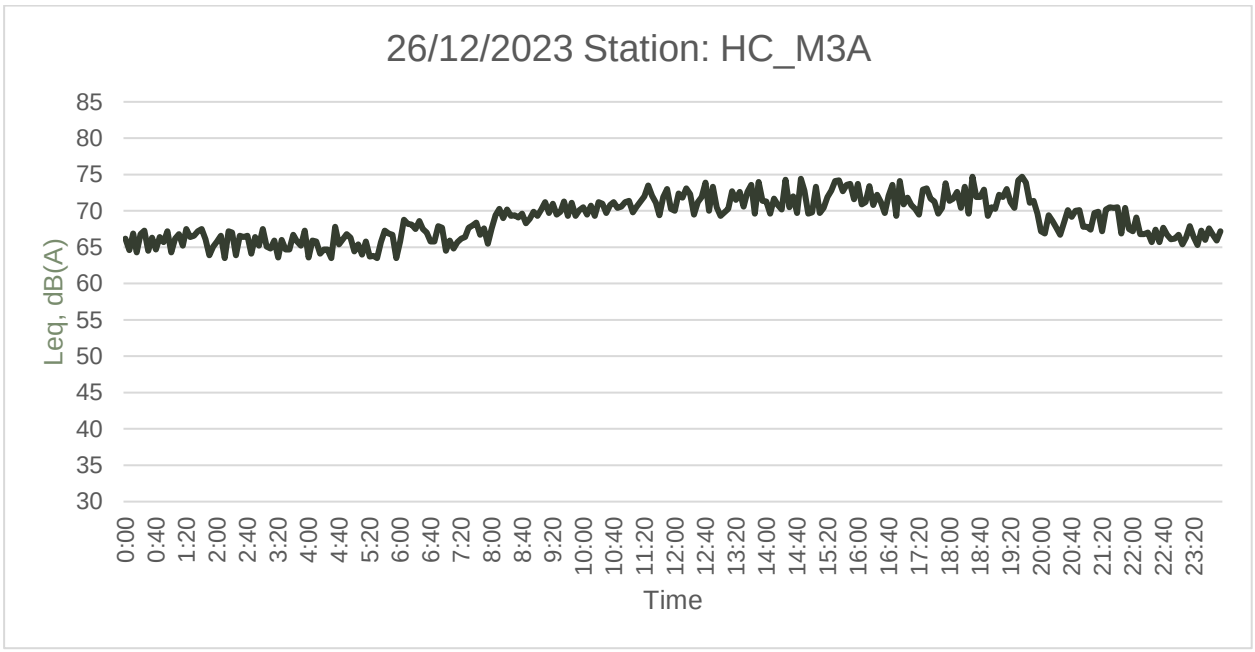
26/12/2023 Station: HC_M3A
Leq, dB(A)
85
80
75
70
65
60
55
50
45
40
35
30
0:00 0:40 1:20 2:00 2:40 3:20 4:00 4:40 5:20 6:00 6:40 7:20 8:00 8:40 9:20 10:00 10:40 11:20 12:00 12:40 13:20 14:00 14:40 15:20 16:00 16:40 17:20 18:00 18:40 19:20 20:00 20:40 21:20 22:00 22:40 23:20
Time

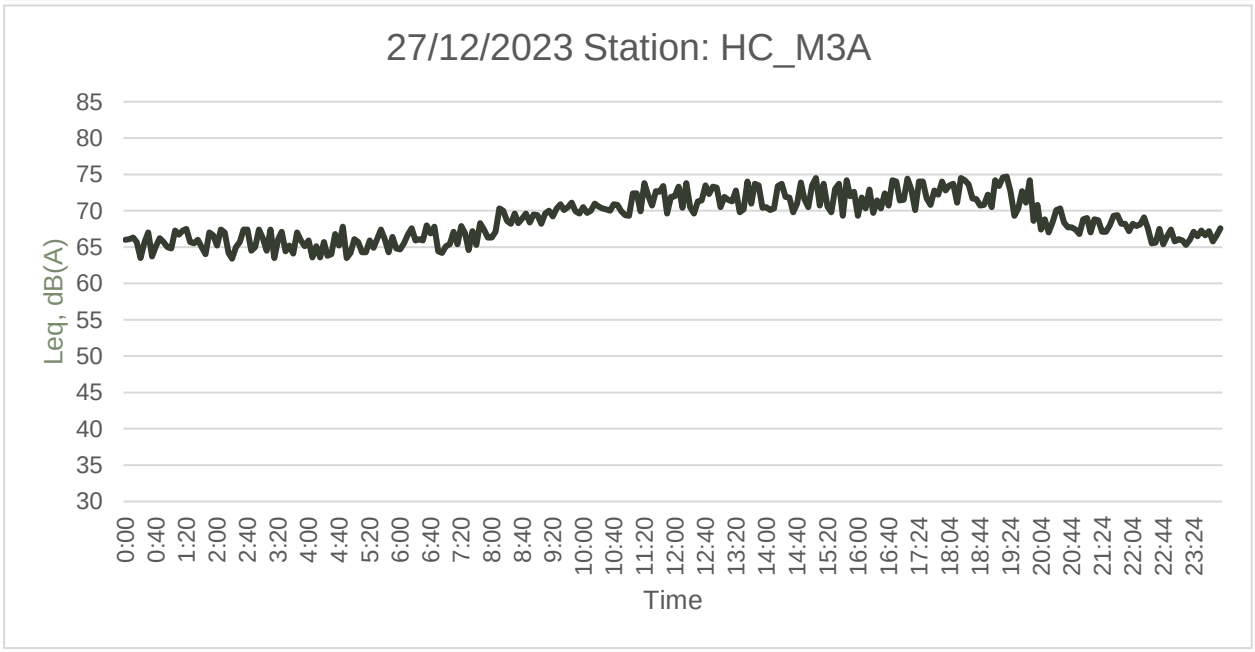
27/12/2023 Station: HC_M3A
Leq, dB(A)
85
80
75
70
65
60
55
50
45
40
35
30
0:00 0:40 1:20 2:00 2:40 3:20 4:00 4:40 5:20 6:00 6:40 7:20 8:00 8:40 9:20 10:00 10:40 11:20 12:00 12:40 13:20 14:00 14:40 15:20 16:00 16:40 17:24 18:04 18:44 19:24 20:04 20:44 21:24 22:04 22:44 23:24
Time

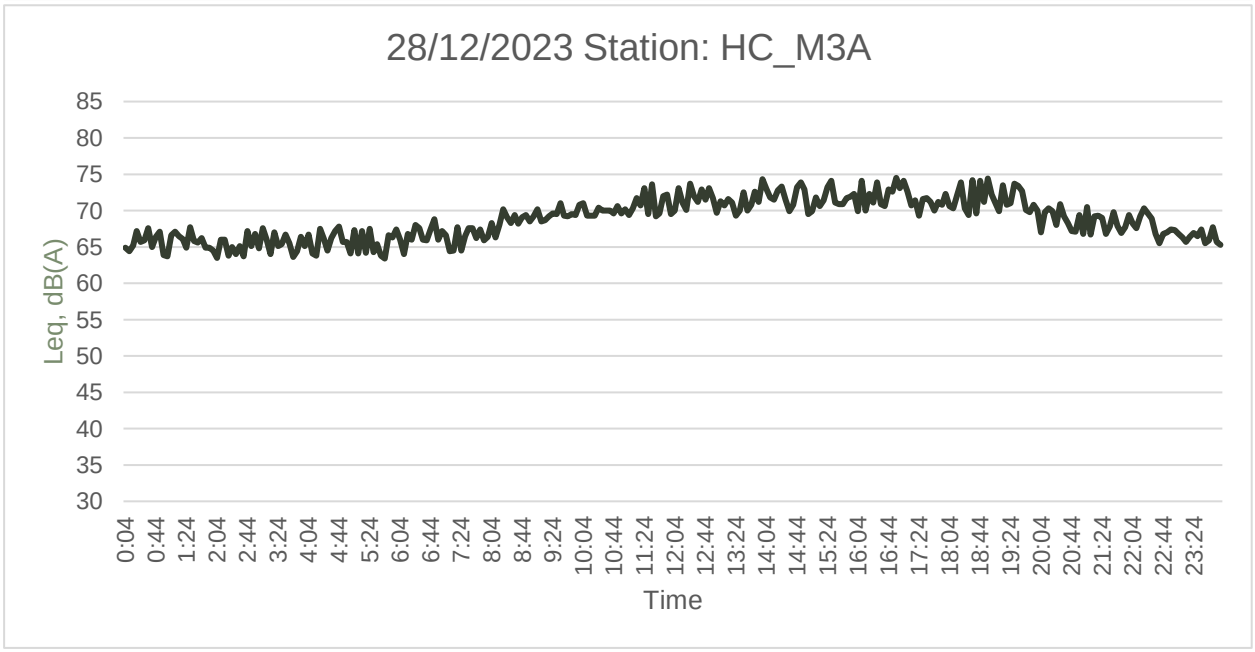
28/12/2023 Station: HC_M3A
Leq, dB(A)
85
80
75
70
65
60
55
50
45
40
35
30
0:04 0:44 1:24 2:04 2:44 3:24 4:04 4:44 5:24 6:04 6:44 7:24 8:04 8:44 9:24 10:04 10:44 11:24 12:04 12:44 13:24 14:04 14:44 15:24 16:04 16:44 17:24 18:04 18:44 19:24 20:04 20:44 21:24 22:04 22:44 23:24
Time

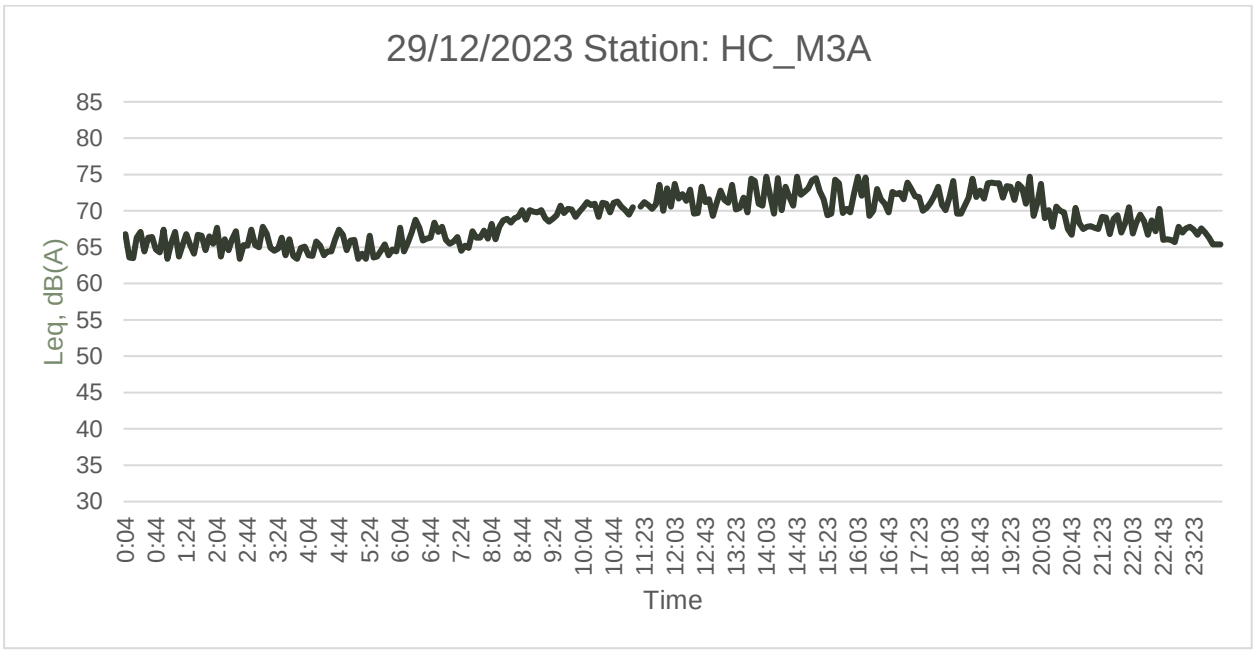
29/12/2023 Station: HC_M3A
Leq, dB(A)
85
80
75
70
65
60
55
50
45
40
35
30
0:04
0:44
1:24
2:04
2:44
3:24
4:04
4:44
5:24
6:04
6:44
7:24
8:04
8:44
9:24
10:04
10:44
11:23
12:03
12:43
13:23
14:03
14:43
15:23
16:03
16:43
17:23
18:03
18:43
19:23
20:03
20:43
21:23
22:03
22:43
23:23
Time

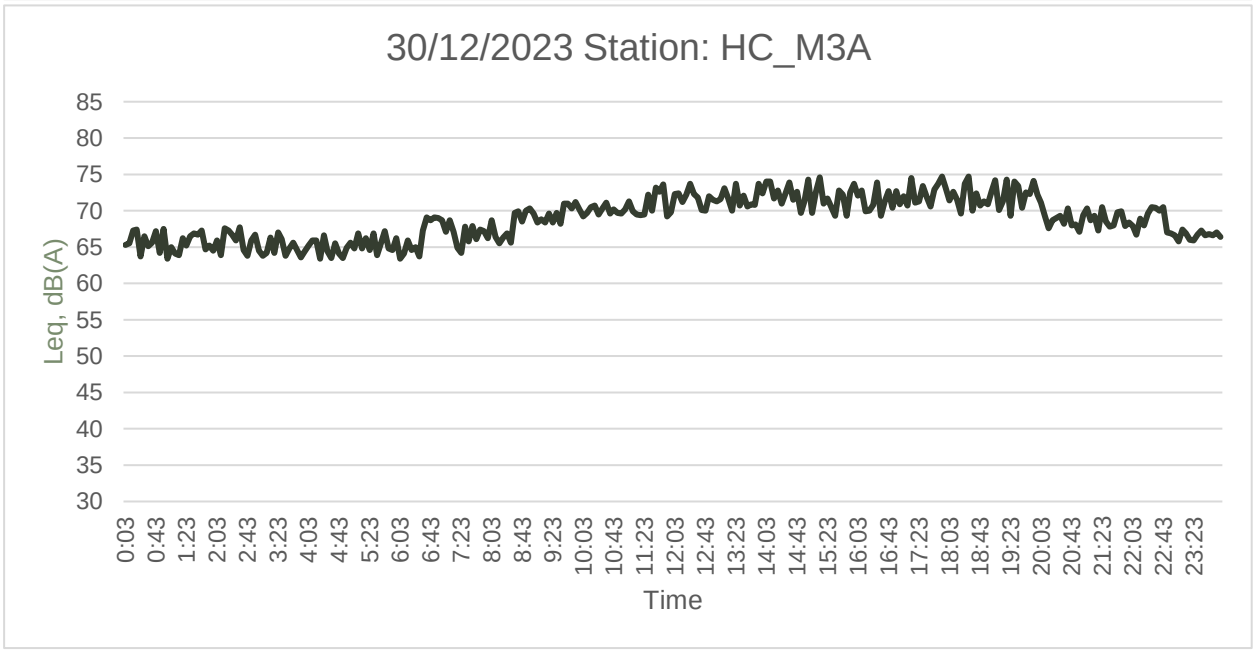
30/12/2023 Station: HC_M3A
Leq, dB(A)
85
80
75
70
65
60
55
50
45
40
35
30
0:03
0:43
1:23
2:03
2:43
3:23
4:03
4:43
5:23
6:03
6:43
7:23
8:03
8:43
9:23
10:03
10:43
11:23
12:03
12:43
13:23
14:03
14:43
15:23
16:03
16:43
17:23
18:03
18:43
19:23
20:03
20:43
21:23
22:03
22:43
23:23
Time

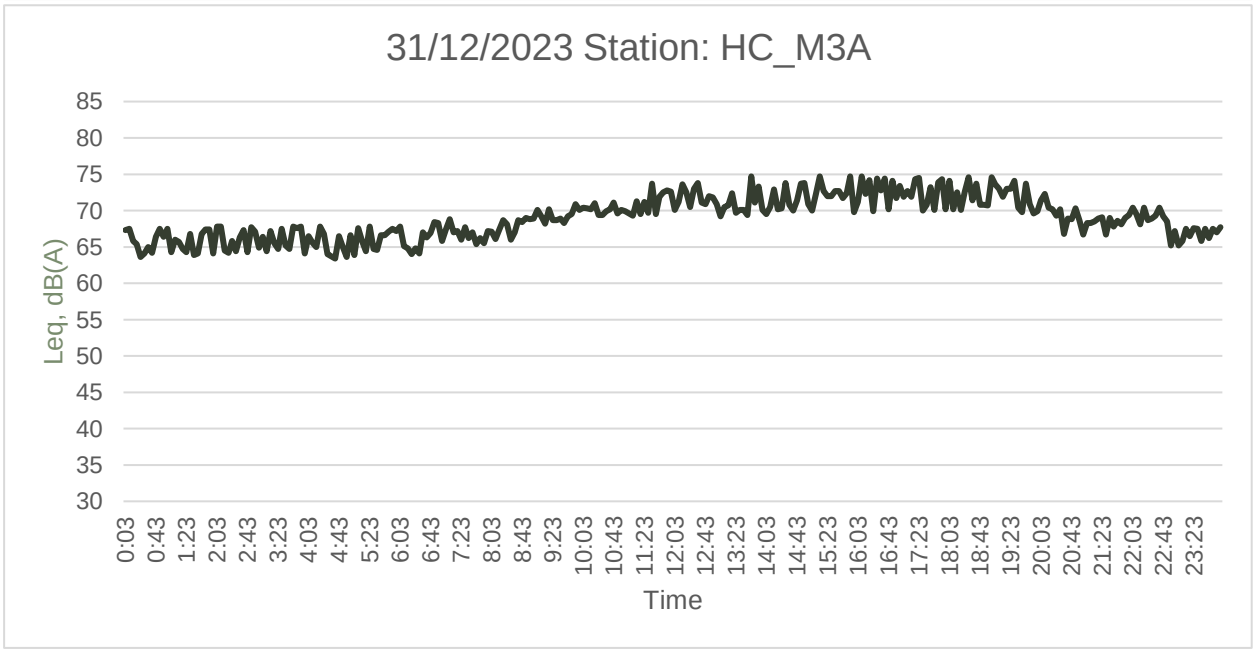
31/12/2023 Station: HC_M3A
Leq, dB(A)
85
80
75
70
65
60
55
50
45
40
35
30
0:03
0:43
1:23
2:03
2:43
3:23
4:03
4:43
5:23
6:03
6:43
7:23
8:03
8:43
9:23
10:03
10:43
11:23
12:03
12:43
13:23
14:03
14:43
15:23
16:03
16:43
17:23
18:03
18:43
19:23
20:03
20:43
21:23
22:03
22:43
23:23
Time

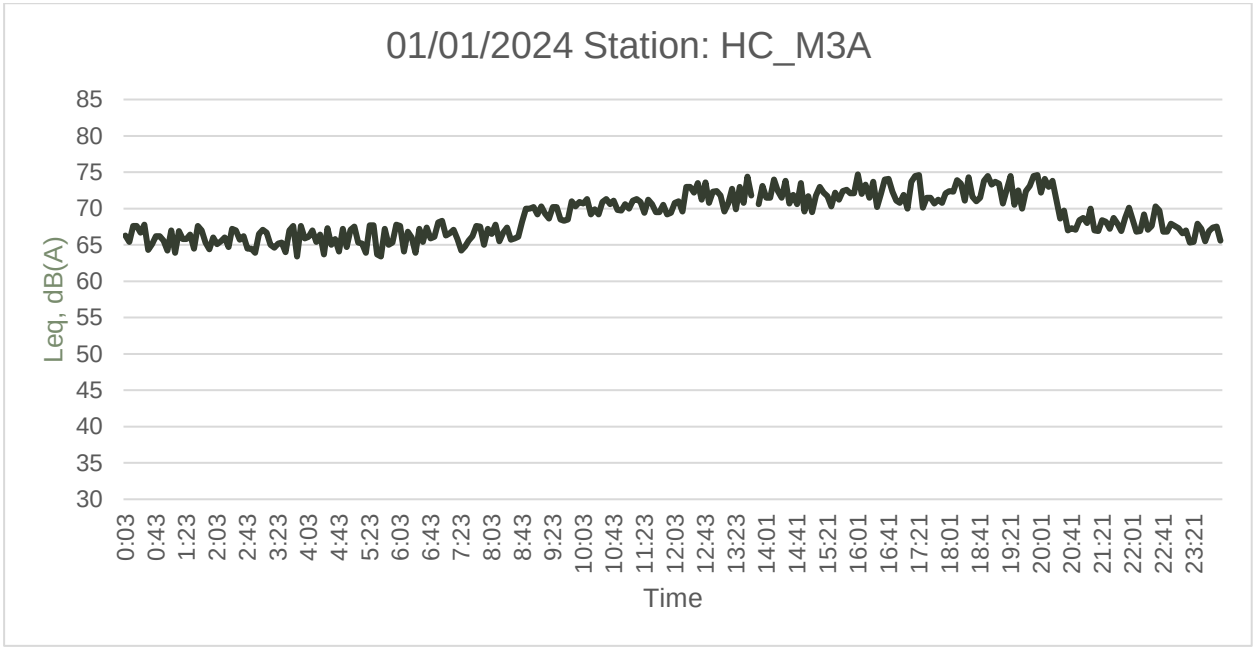
01/01/2024 Station: HC_M3A
Leq, dB(A)
85
80
75
70
65
60
55
50
45
40
35
30
0:03
0:43
1:23
2:03
2:43
3:23
4:03
4:43
5:23
6:03
6:43
7:23
8:03
8:43
9:23
10:03
10:43
11:23
12:03
12:43
13:23
14:01
14:41
15:21
16:01
16:41
17:21
18:01
18:41
19:21
20:01
20:41
21:21
22:01
22:41
23:21
Time

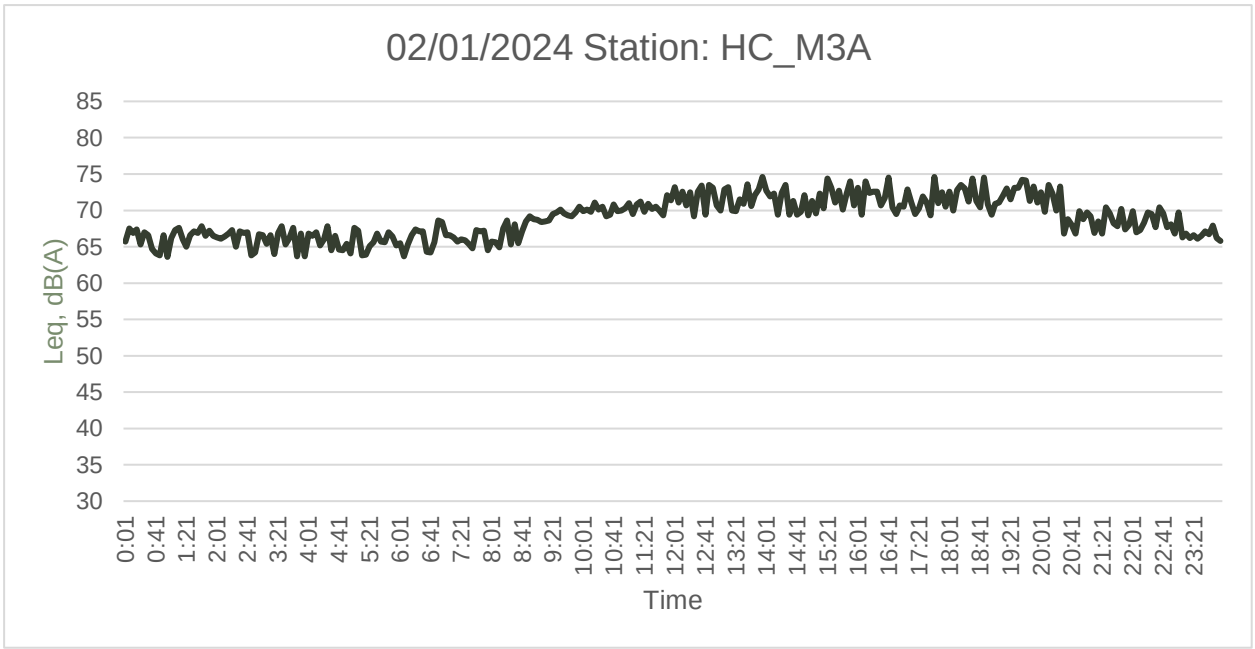
02/01/2024 Station: HC_M3A
Leq, dB(A)
85
80
75
70
65
60
55
50
45
40
35
30
0:01
0:41
1:21
2:01
2:41
3:21
4:01
4:41
5:21
6:01
6:41
7:21
8:01
8:41
9:21
10:01
10:41
11:21
12:01
12:41
13:21
14:01
14:41
15:21
16:01
16:41
17:21
18:01
18:41
19:21
20:01
20:41
21:21
22:01
22:41
23:21
Time

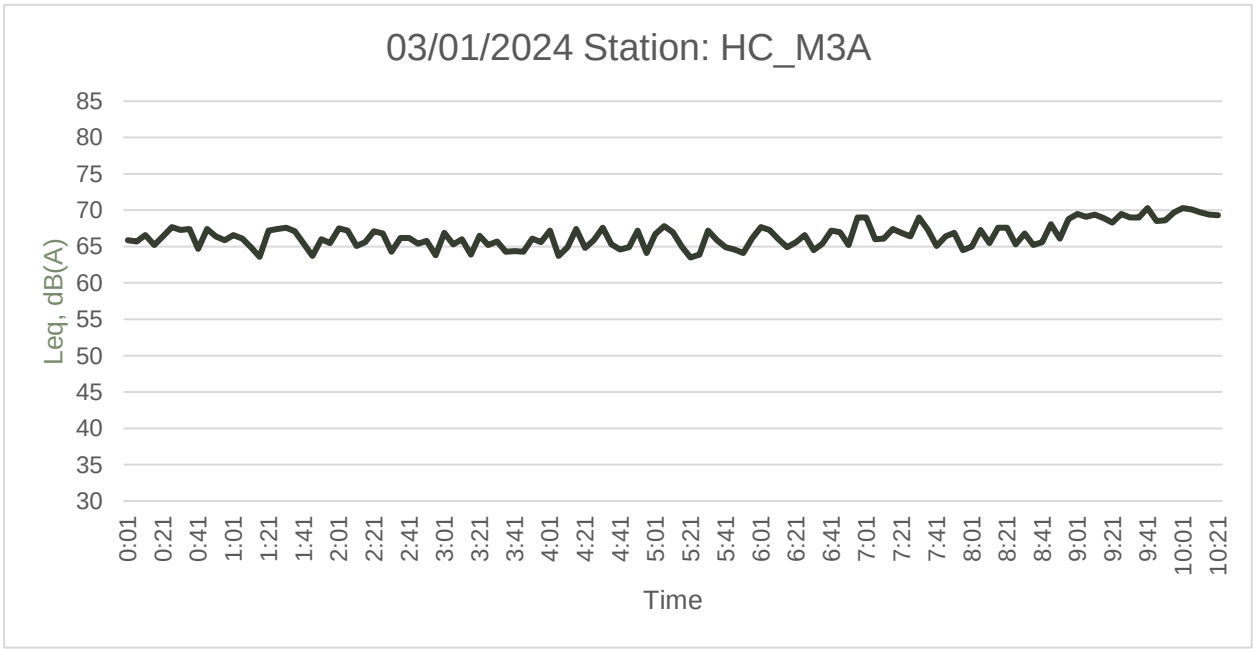
03/01/2024 Station: HC_M3A
Leq, dB(A)
85
80
75
70
65
60
55
50
45
40
35
30
0:01
0:21
0:41
1:01
1:21
1:41
2:01
2:21
2:41
3:01
3:21
3:41
4:01
4:21
4:41
5:01
5:21
5:41
6:01
6:21
6:41
7:01
7:21
7:41
8:01
8:21
8:41
9:01
9:21
9:41
10:01
10:21
Time

Appendix 4-2 Baseline Noise Monitoring Results at HC_M4

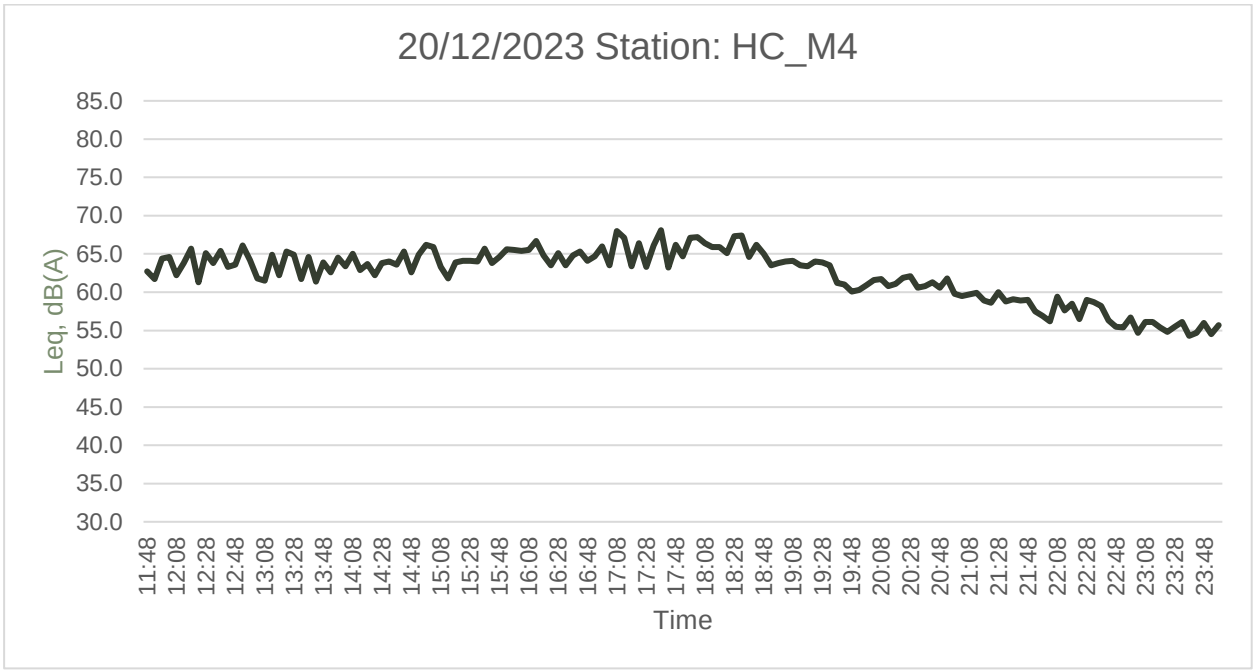
20/12/2023 Station: HC_M4
Leq, dB(A)
85.0
80.0
75.0
70.0
65.0
60.0
55.0
50.0
45.0
40.0
35.0
30.0
11:48
12:08
12:28
12:48
13:08
13:28
13:48
14:08
14:28
14:48
15:08
15:28
15:48
16:08
16:28
16:48
17:08
17:28
17:48
18:08
18:28
18:48
19:08
19:28
19:48
20:08
20:28
20:48
21:08
21:28
21:48
22:08
22:28
22:48
23:08
23:28
23:48
Time

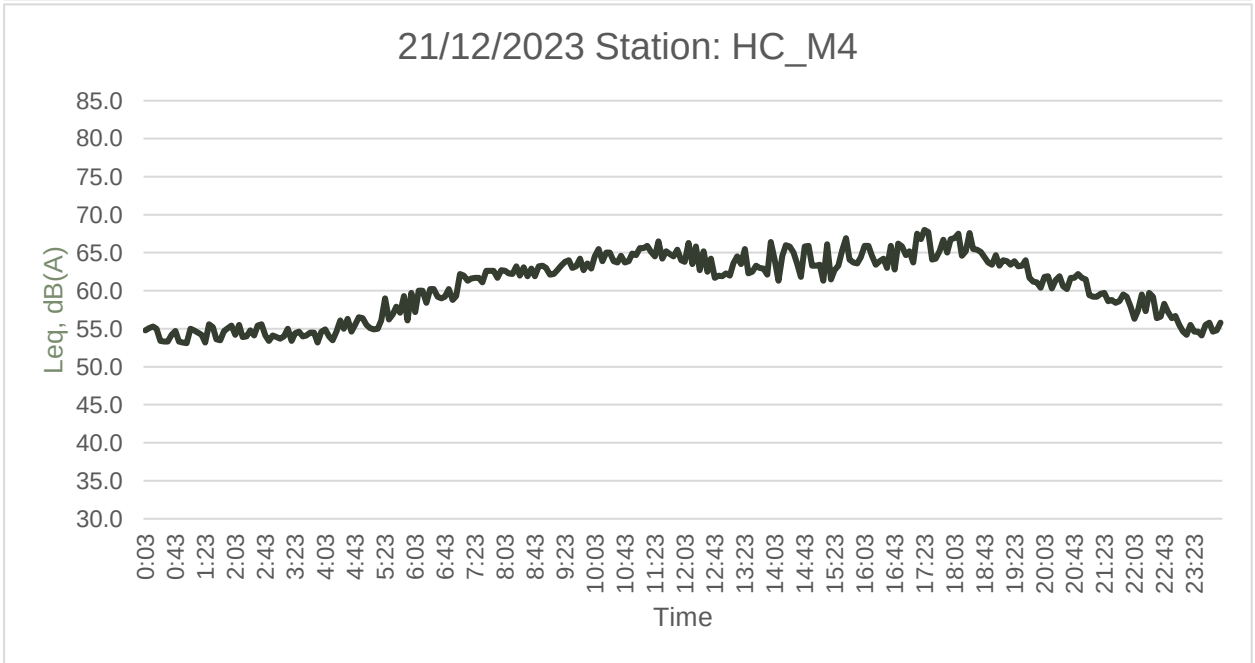
21/12/2023 Station: HC_M4
Leq, dB(A)
85.0
80.0
75.0
70.0
65.0
60.0
55.0
50.0
45.0
40.0
35.0
30.0
0:03
0:43
1:23
2:03
2:43
3:23
4:03
4:43
5:23
6:03
6:43
7:23
8:03
8:43
9:23
10:03
10:43
11:23
12:03
12:43
13:23
14:03
14:43
15:23
16:03
16:43
17:23
18:03
18:43
19:23
20:03
20:43
21:23
22:03
22:43
23:23
Time

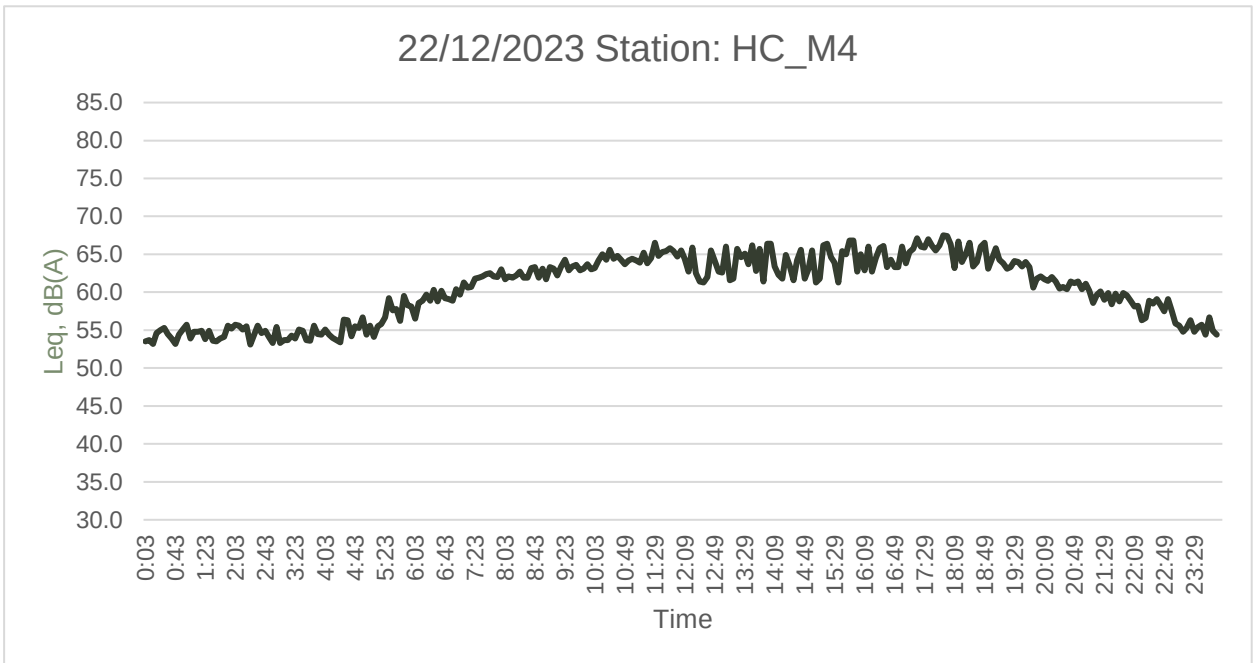
22/12/2023 Station: HC_M4
Leq, dB(A)
85.0
80.0
75.0
70.0
65.0
60.0
55.0
50.0
45.0
40.0
35.0
30.0
0:03
0:43
1:23
2:03
2:43
3:23
4:03
4:43
5:23
6:03
6:43
7:23
8:03
8:43
9:23
10:03
10:49
11:29
12:09
12:49
13:29
14:09
14:49
15:29
16:09
16:49
17:29
18:09
18:49
19:29
20:09
20:49
21:29
22:09
22:49
23:29
Time

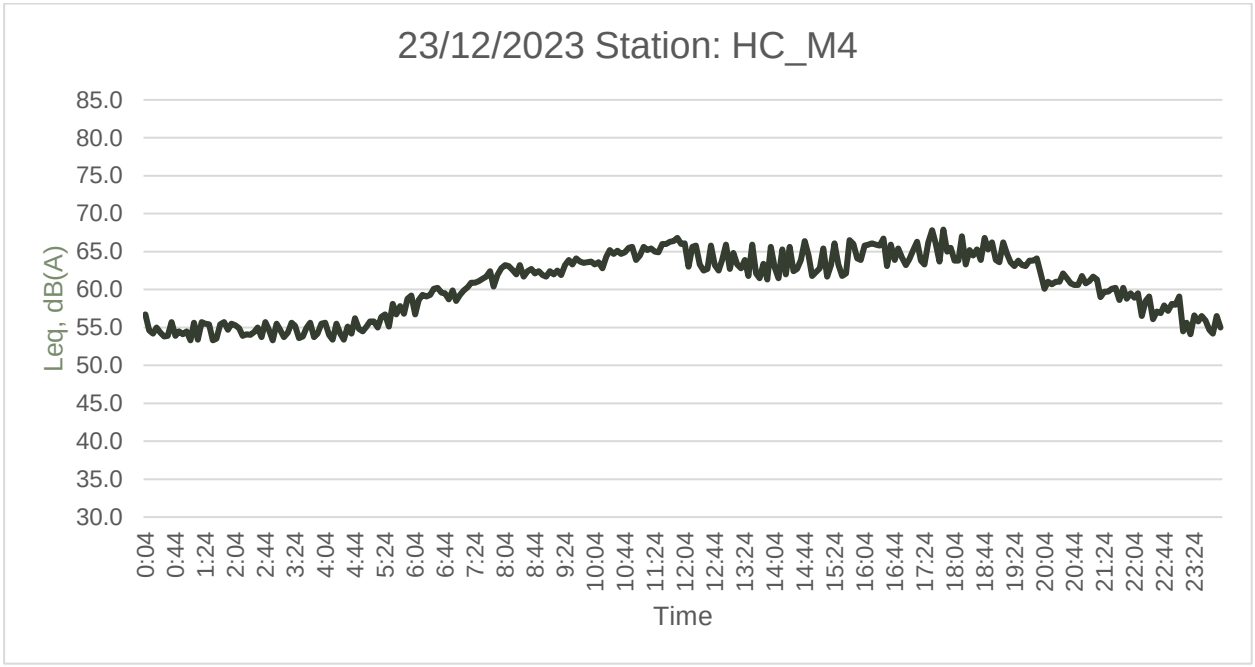
23/12/2023 Station: HC_M4
Leq, dB(A)
85.0
80.0
75.0
70.0
65.0
60.0
55.0
50.0
45.0
40.0
35.0
30.0
0:04 0:44 1:24 2:04 2:44 3:24 4:04 4:44 5:24 6:04 6:44 7:24 8:04 8:44 9:24 10:04 10:44 11:24 12:04 12:44 13:24 14:04 14:44 15:24 16:04 16:44 17:24 18:04 18:44 19:24 20:04 20:44 21:24 22:04 22:44 23:24
Time

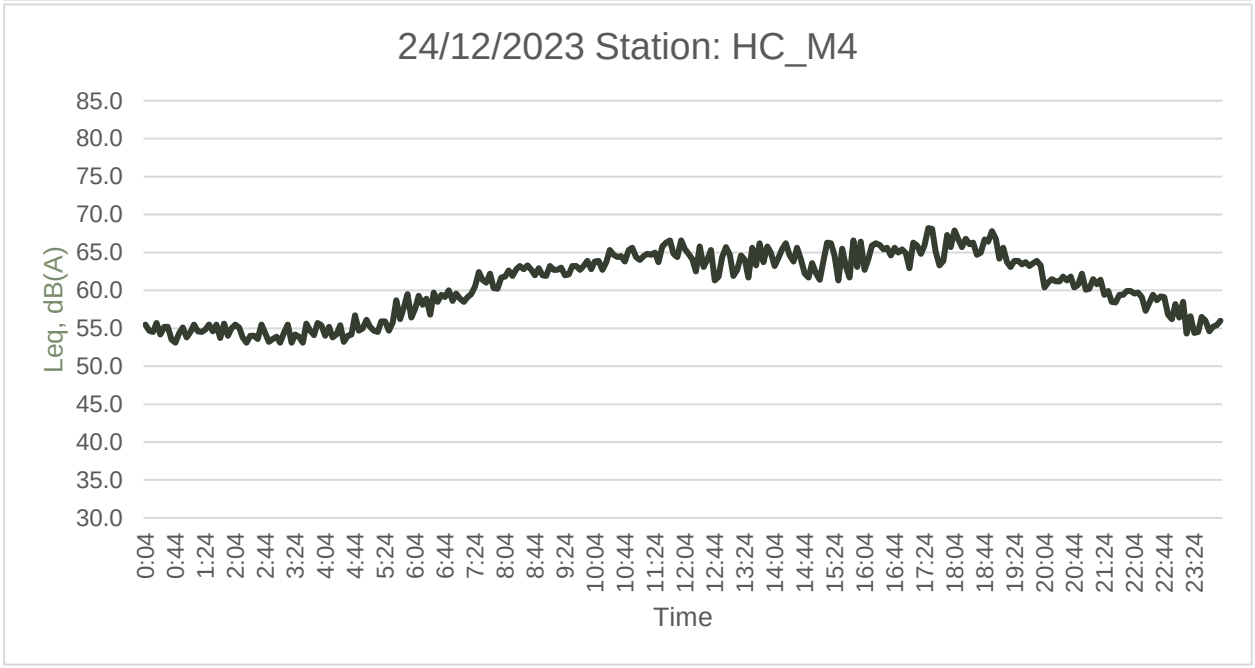
24/12/2023 Station: HC_M4
Leq, dB(A)
85.0
80.0
75.0
70.0
65.0
60.0
55.0
50.0
45.0
40.0
35.0
30.0
0:04 0:44 1:24 2:04 2:44 3:24 4:04 4:44 5:24 6:04 6:44 7:24 8:04 8:44 9:24 10:04 10:44 11:24 12:04 12:44 13:24 14:04 14:44 15:24 16:04 16:44 17:24 18:04 18:44 19:24 20:04 20:44 21:24 22:04 22:44 23:24
Time

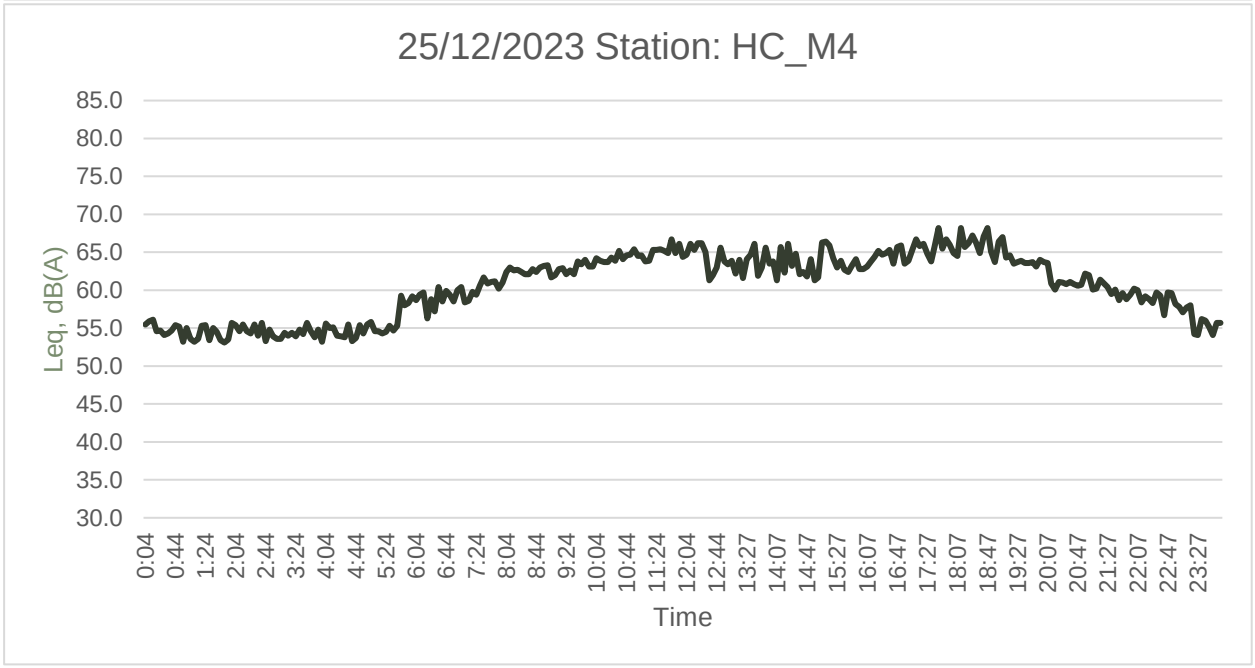
25/12/2023 Station: HC_M4
Leq, dB(A)
85.0
80.0
75.0
70.0
65.0
60.0
55.0
50.0
45.0
40.0
35.0
30.0
0:04 0:44 1:24 2:04 2:44 3:24 4:04 4:44 5:24 6:04 6:44 7:24 8:04 8:44 9:24 10:04 10:44 11:24 12:04 12:44 13:27 14:07 14:47 15:27 16:07 16:47 17:27 18:07 18:47 19:27 20:07 20:47 21:27 22:07 22:47 23:27
Time

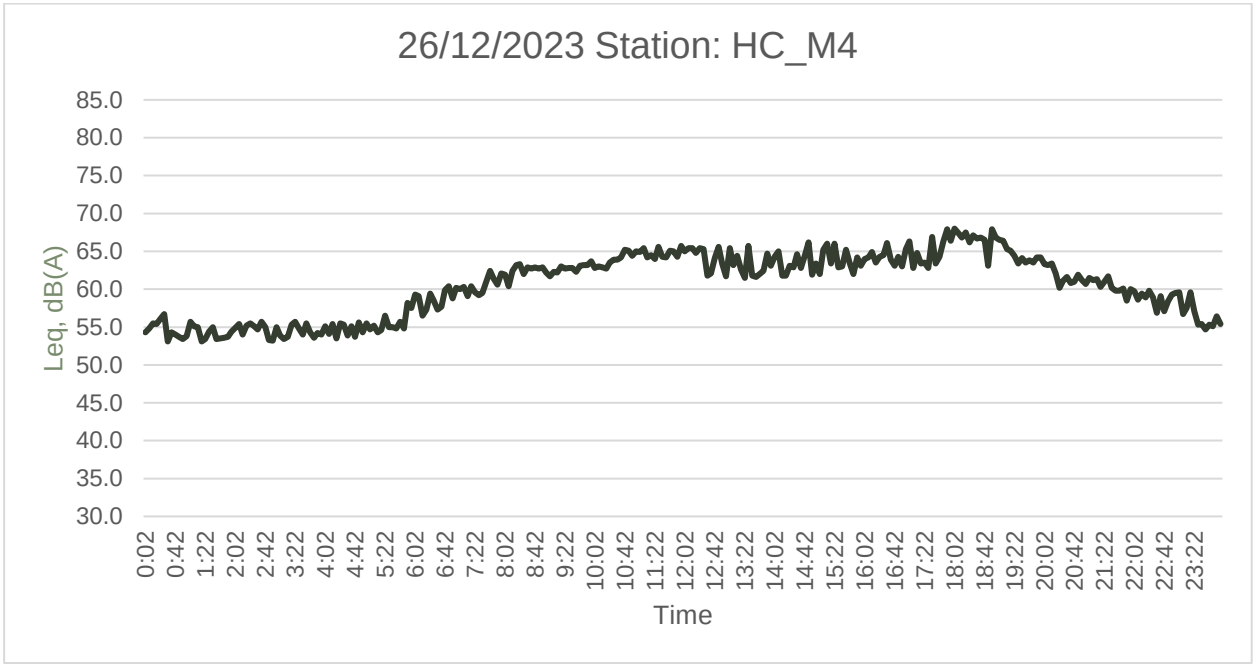
26/12/2023 Station: HC_M4
Leq, dB(A)
85.0
80.0
75.0
70.0
65.0
60.0
55.0
50.0
45.0
40.0
35.0
30.0
0:02 0:42 1:22 2:02 2:42 3:22 4:02 4:42 5:22 6:02 6:42 7:22 8:02 8:42 9:22 10:02 10:42 11:22 12:02 12:42 13:22 14:02 14:42 15:22 16:02 16:42 17:22 18:02 18:42 19:22 20:02 20:42 21:22 22:02 22:42 23:22
Time

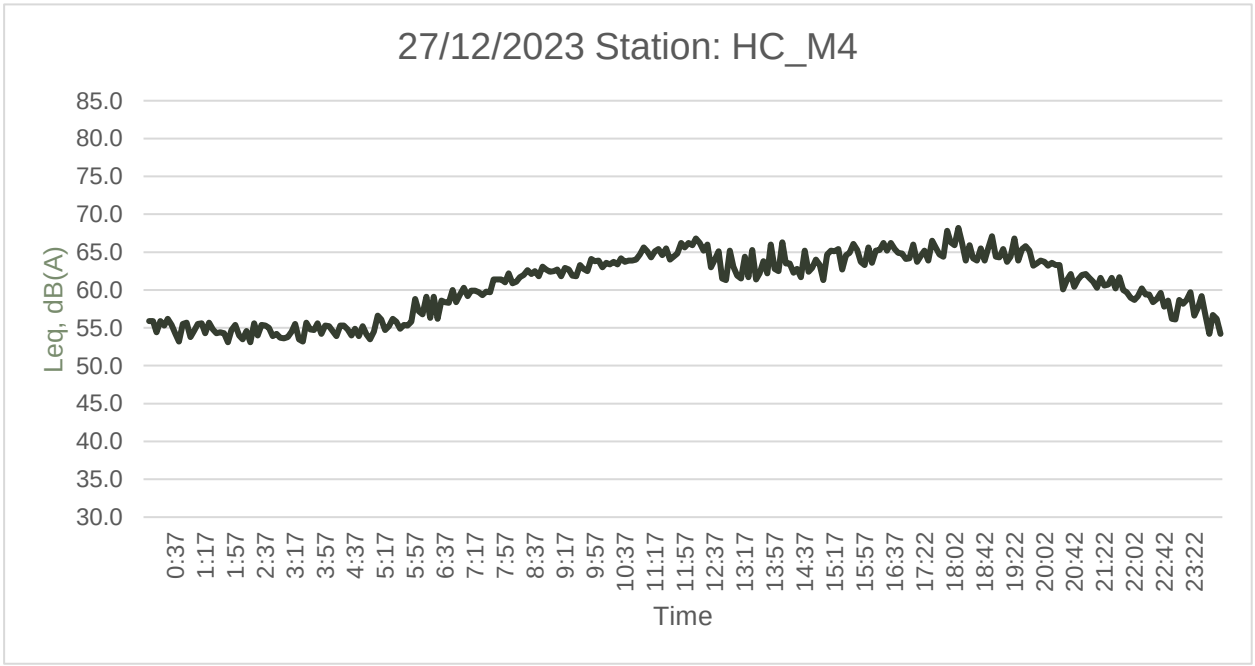
27/12/2023 Station: HC_M4
Leq, dB(A)
85.0
80.0
75.0
70.0
65.0
60.0
55.0
50.0
45.0
40.0
35.0
30.0
0:37 1:17 1:57 2:37 3:17 3:57 4:37 5:17 5:57 6:37 7:17 7:57 8:37 9:17 9:57 10:37 11:17 11:57 12:37 13:17 13:57 14:37 15:17 15:57 16:37 17:22 18:02 18:42 19:22 20:02 20:42 21:22 22:02 22:42 23:22
Time

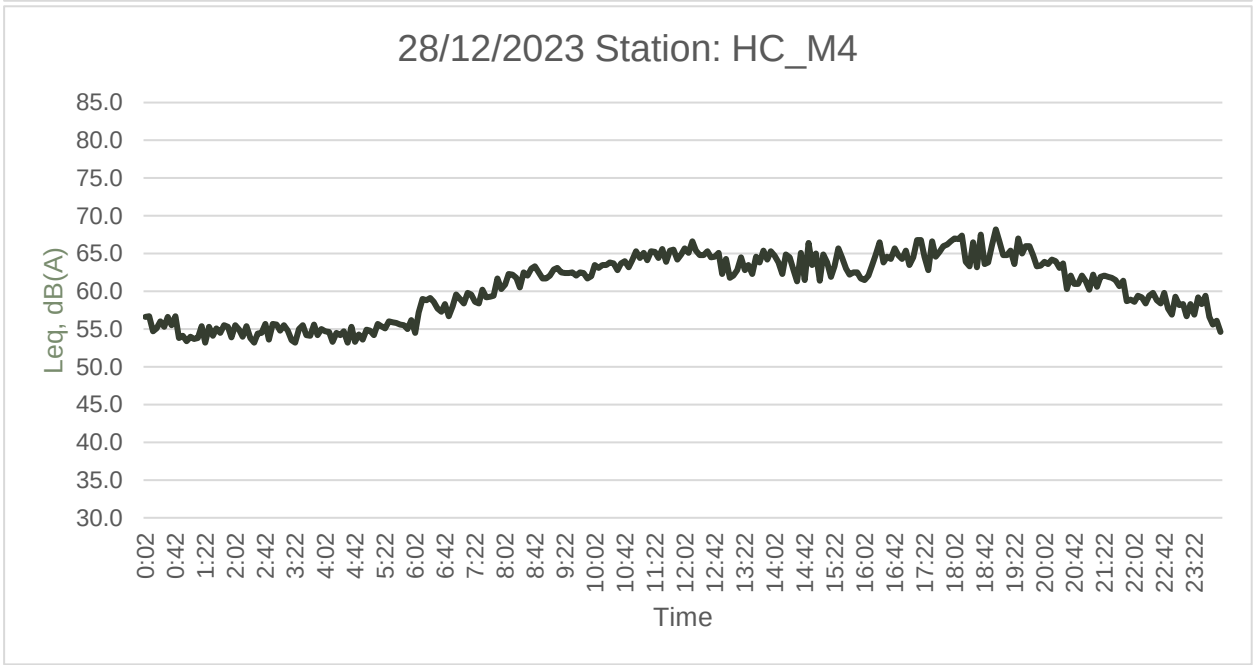
28/12/2023 Station: HC_M4
Leq, dB(A)
85.0
80.0
75.0
70.0
65.0
60.0
55.0
50.0
45.0
40.0
35.0
30.0
0:02 0:42 1:22 2:02 2:42 3:22 4:02 4:42 5:22 6:02 6:42 7:22 8:02 8:42 9:22 10:02 10:42 11:22 12:02 12:42 13:22 14:02 14:42 15:22 16:02 16:42 17:22 18:02 18:42 19:22 20:02 20:42 21:22 22:02 22:42 23:22
Time

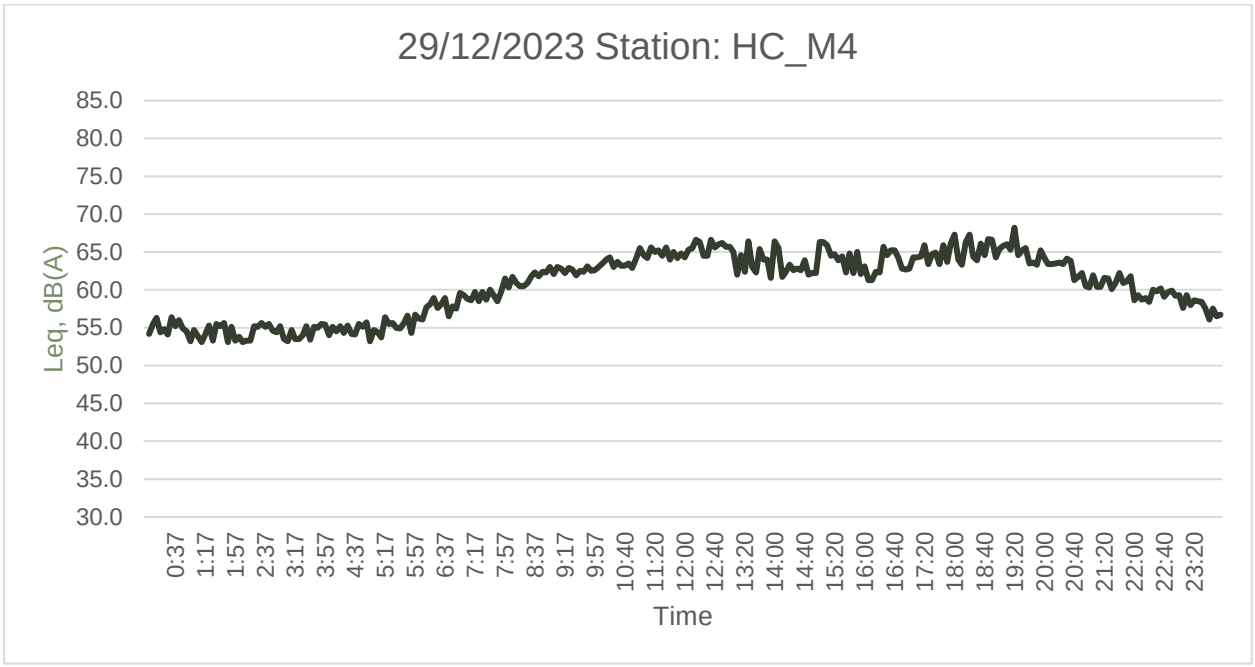
29/12/2023 Station: HC_M4
Leq, dB(A)
85.0
80.0
75.0
70.0
65.0
60.0
55.0
50.0
45.0
40.0
35.0
30.0
0:37
1:17
1:57
2:37
3:17
3:57
4:37
5:17
5:57
6:37
7:17
7:57
8:37
9:17
9:57
10:40
11:20
12:00
12:40
13:20
14:00
14:40
15:20
16:00
16:40
17:20
18:00
18:40
19:20
20:00
20:40
21:20
22:00
22:40
23:20
Time

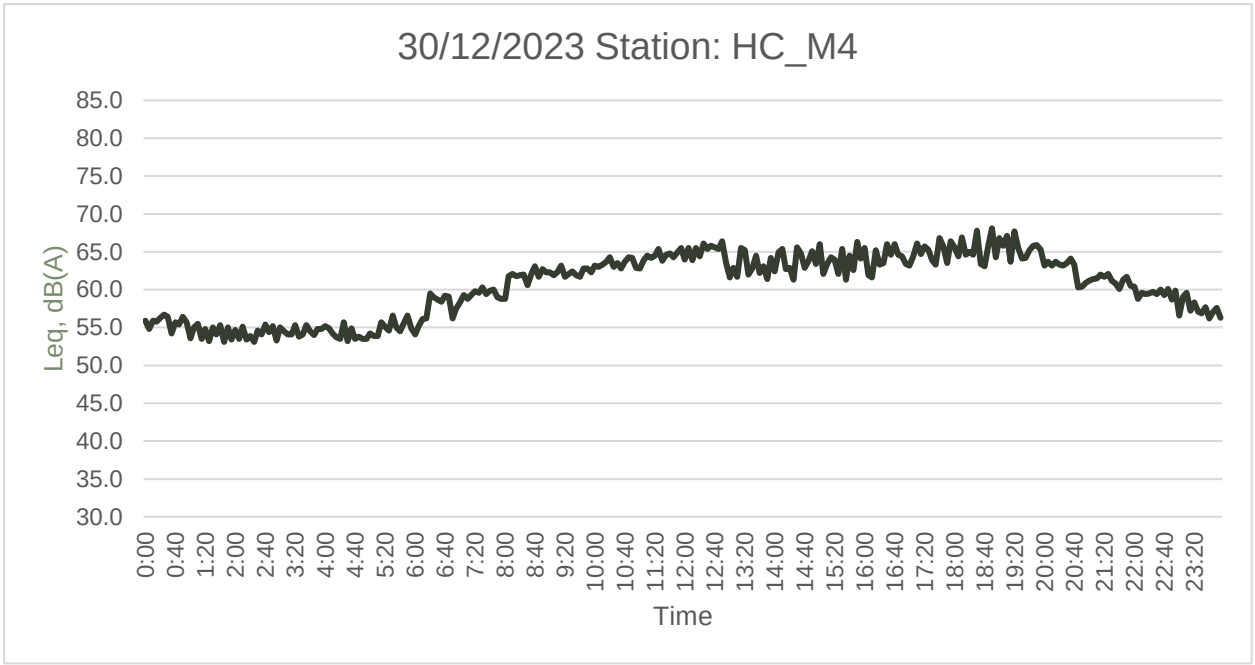
30/12/2023 Station: HC_M4
Leq, dB(A)
85.0
80.0
75.0
70.0
65.0
60.0
55.0
50.0
45.0
40.0
35.0
30.0
0:00
0:40
1:20
2:00
2:40
3:20
4:00
4:40
5:20
6:00
6:40
7:20
8:00
8:40
9:20
10:00
10:40
11:20
12:00
12:40
13:20
14:00
14:40
15:20
16:00
16:40
17:20
18:00
18:40
19:20
20:00
20:40
21:20
22:00
22:40
23:20
Time

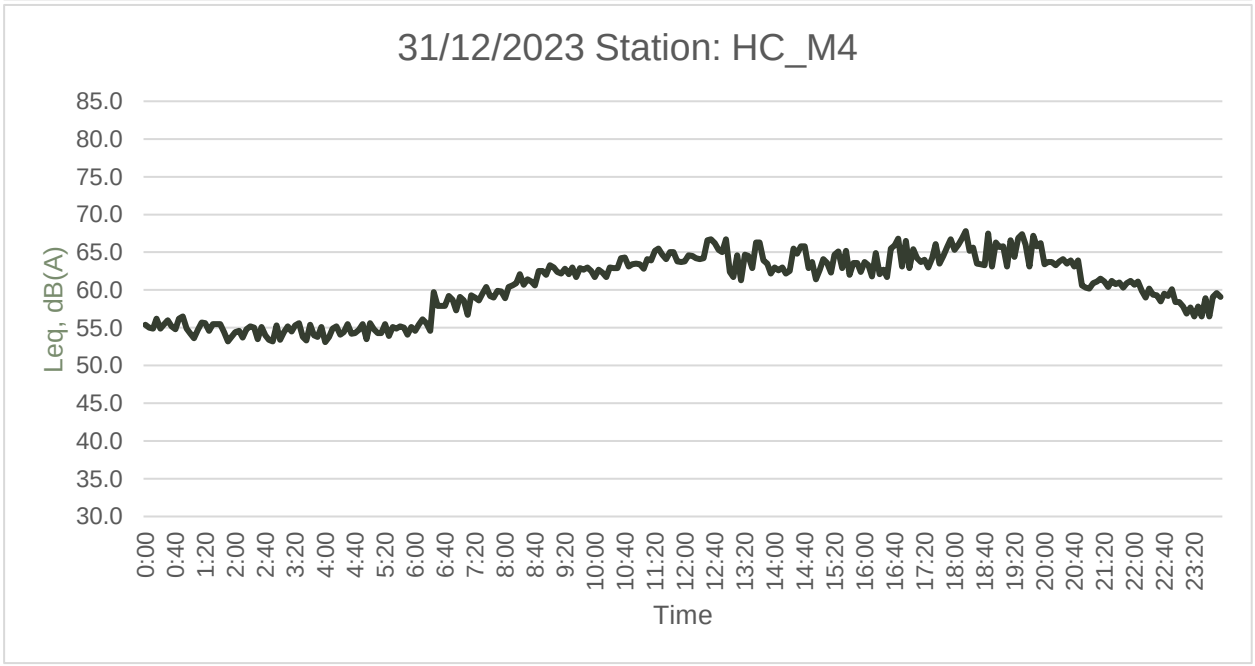
31/12/2023 Station: HC_M4
Leq, dB(A)
85.0
80.0
75.0
70.0
65.0
60.0
55.0
50.0
45.0
40.0
35.0
30.0
0:00
0:40
1:20
2:00
2:40
3:20
4:00
4:40
5:20
6:00
6:40
7:20
8:00
8:40
9:20
10:00
10:40
11:20
12:00
12:40
13:20
14:00
14:40
15:20
16:00
16:40
17:20
18:00
18:40
19:20
20:00
20:40
21:20
22:00
22:40
23:20
Time

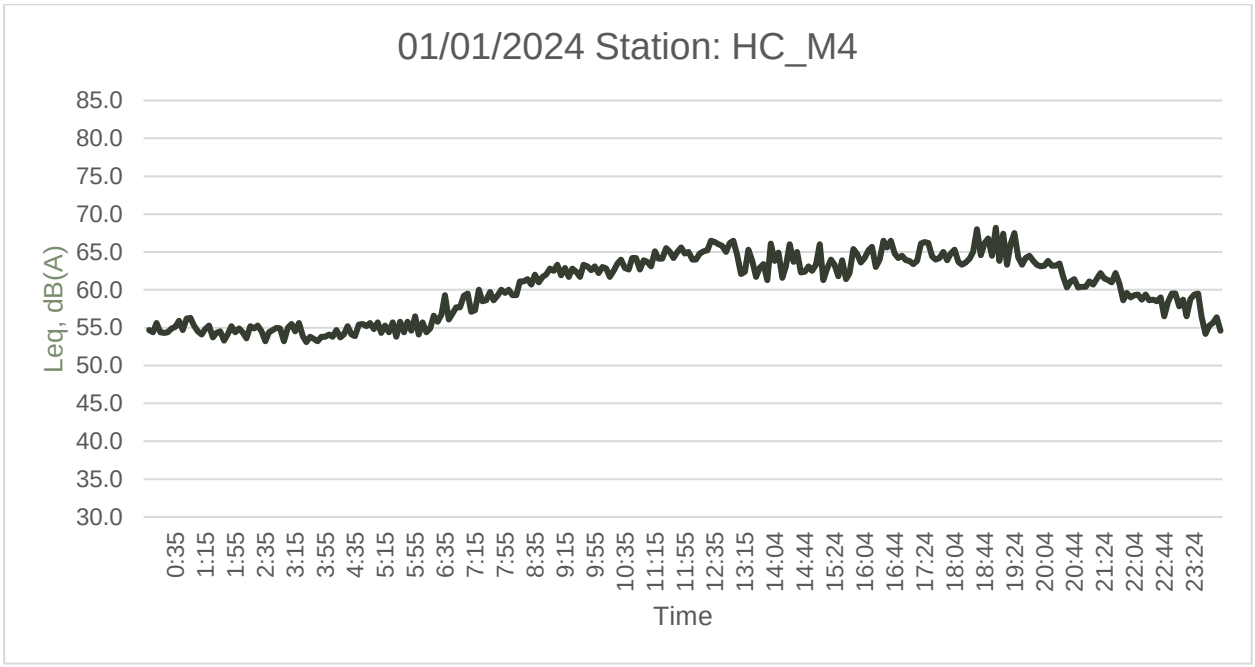
01/01/2024 Station: HC_M4
Leq, dB(A)
85.0
80.0
75.0
70.0
65.0
60.0
55.0
50.0
45.0
40.0
35.0
30.0
0:35
1:15
1:55
2:35
3:15
3:55
4:35
5:15
5:55
6:35
7:15
7:55
8:35
9:15
9:55
10:35
11:15
11:55
12:35
13:15
14:04
14:44
15:24
16:04
16:44
17:24
18:04
18:44
19:24
20:04
20:44
21:24
22:04
22:44
23:24
Time

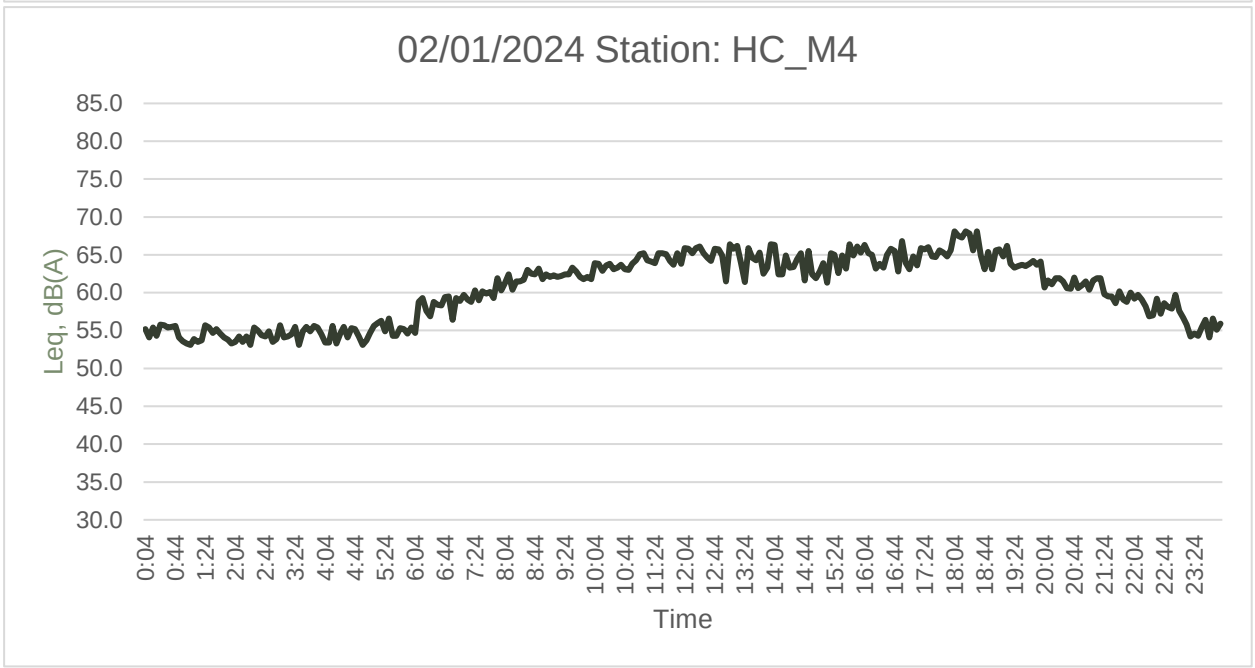
02/01/2024 Station: HC_M4
Leq, dB(A)
85.0
80.0
75.0
70.0
65.0
60.0
55.0
50.0
45.0
40.0
35.0
30.0
0:04
0:44
1:24
2:04
2:44
3:24
4:04
4:44
5:24
6:04
6:44
7:24
8:04
8:44
9:24
10:04
10:44
11:24
12:04
12:44
13:24
14:04
14:44
15:24
16:04
16:44
17:24
18:04
18:44
19:24
20:04
20:44
21:24
22:04
22:44
23:24
Time

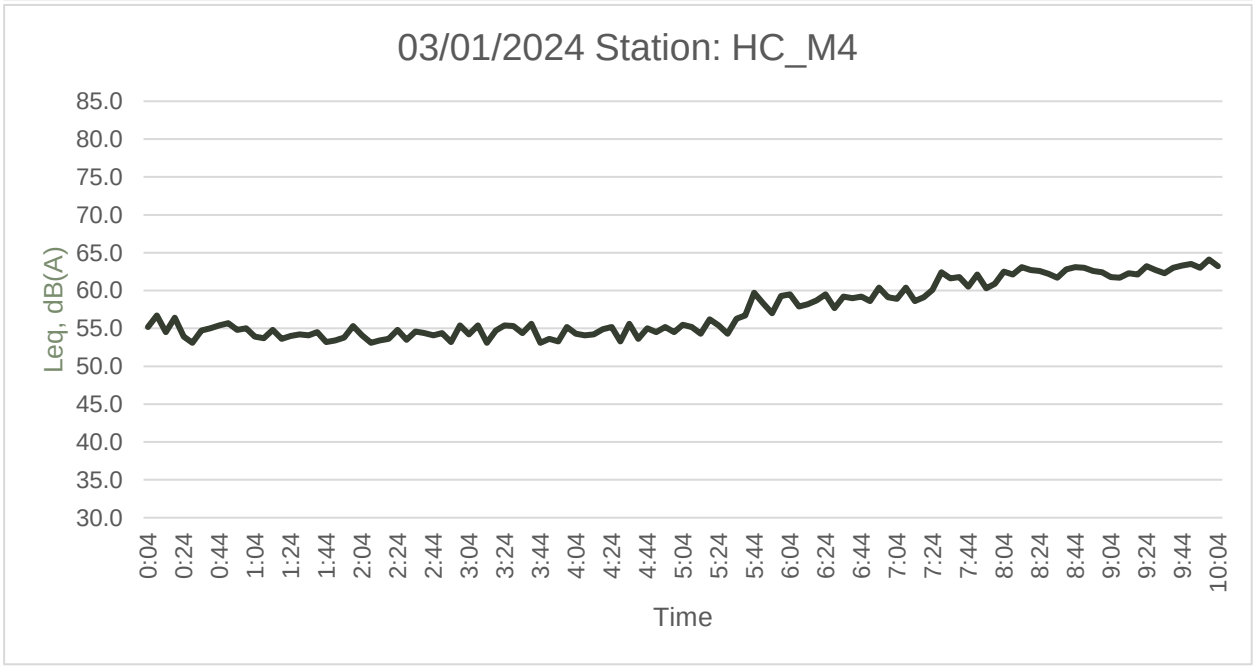
03/01/2024 Station: HC_M4
Leq, dB(A)
85.0
80.0
75.0
70.0
65.0
60.0
55.0
50.0
45.0
40.0
35.0
30.0
0:04
0:24
0:44
1:04
1:24
1:44
2:04
2:24
2:44
3:04
3:24
3:44
4:04
4:24
4:44
5:04
5:24
5:44
6:04
6:24
6:44
7:04
7:24
7:44
8:04
8:24
8:44
9:04
9:24
9:44
10:04
Time

Appendix 4-3 Baseline Noise Monitoring Results at HC_M6

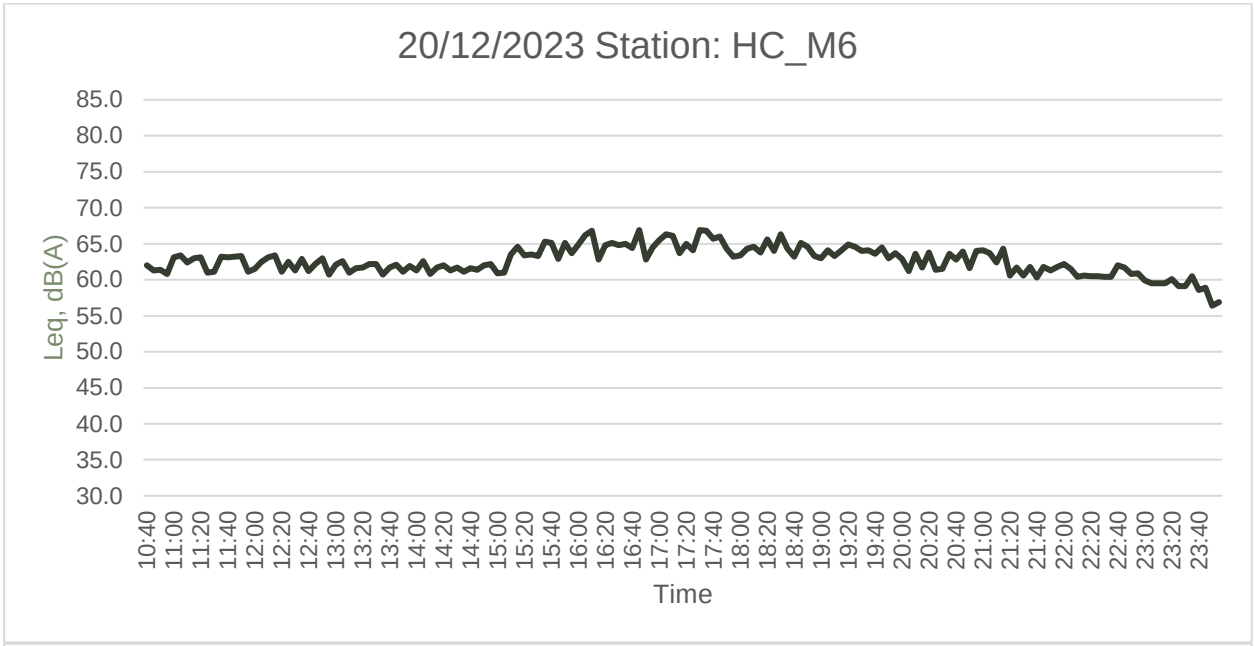
20/12/2023 Station: HC_M6
Leq, dB(A)
85.0
80.0
75.0
70.0
65.0
60.0
55.0
50.0
45.0
40.0
35.0
30.0
10:40 11:00 11:20 11:40 12:00 12:20 12:40 13:00 13:20 13:40 14:00 14:20 14:40 15:00 15:20 15:40 16:00 16:20 16:40 17:00 17:20 17:40 18:00 18:20 18:40 19:00 19:20 19:40 20:00 20:20 20:40 21:00 21:20 21:40 22:00 22:20 22:40 23:00 23:20 23:40
Time

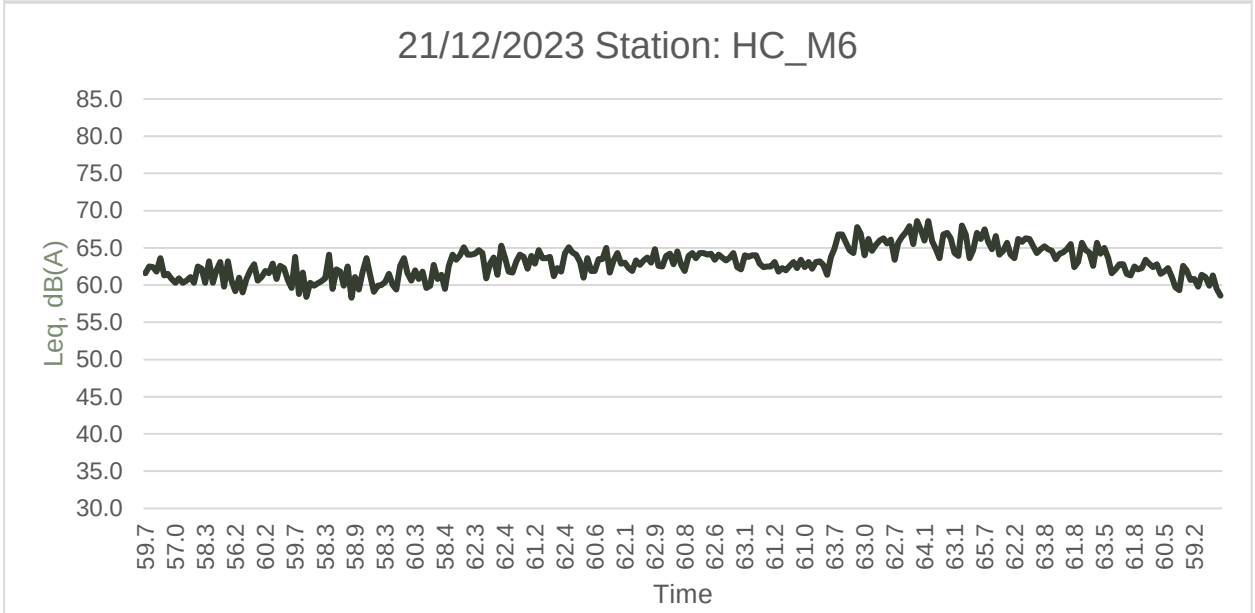
21/12/2023 Station: HC_M6
Leq, dB(A)
85.0
80.0
75.0
70.0
65.0
60.0
55.0
50.0
45.0
40.0
35.0
30.0
59.7 57.0 58.3 56.2 60.2 59.7 58.3 58.9 58.3 60.3 58.4 62.3 62.4 61.2 62.4 60.6 62.1 62.9 60.8 62.6 63.1 61.2 61.0 63.7 63.0 62.7 64.1 63.1 65.7 62.2 63.8 61.8 63.5 61.8 60.5 59.2
Time

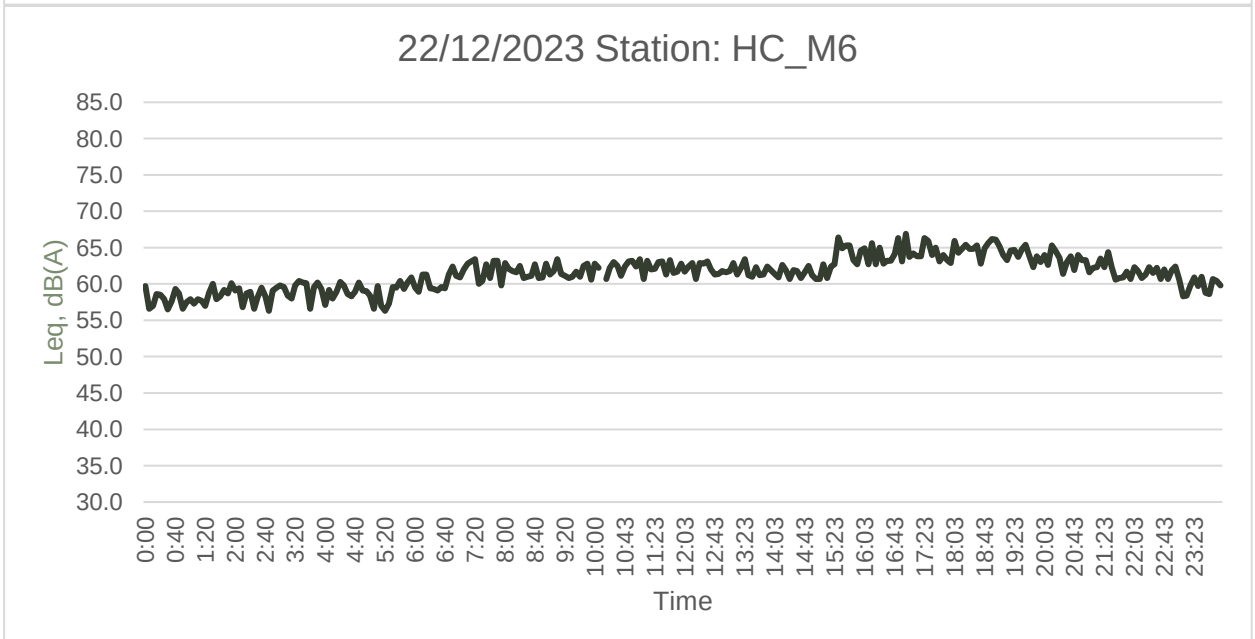
22/12/2023 Station: HC_M6
Leq, dB(A)
85.0
80.0
75.0
70.0
65.0
60.0
55.0
50.0
45.0
40.0
35.0
30.0
0:00 0:40 1:20 2:00 2:40 3:20 4:00 4:40 5:20 6:00 6:40 7:20 8:00 8:40 9:20 10:00 10:43 11:23 12:03 12:43 13:23 14:03 14:43 15:23 16:03 16:43 17:23 18:03 18:43 19:23 20:03 20:43 21:23 22:03 22:43 23:23
Time

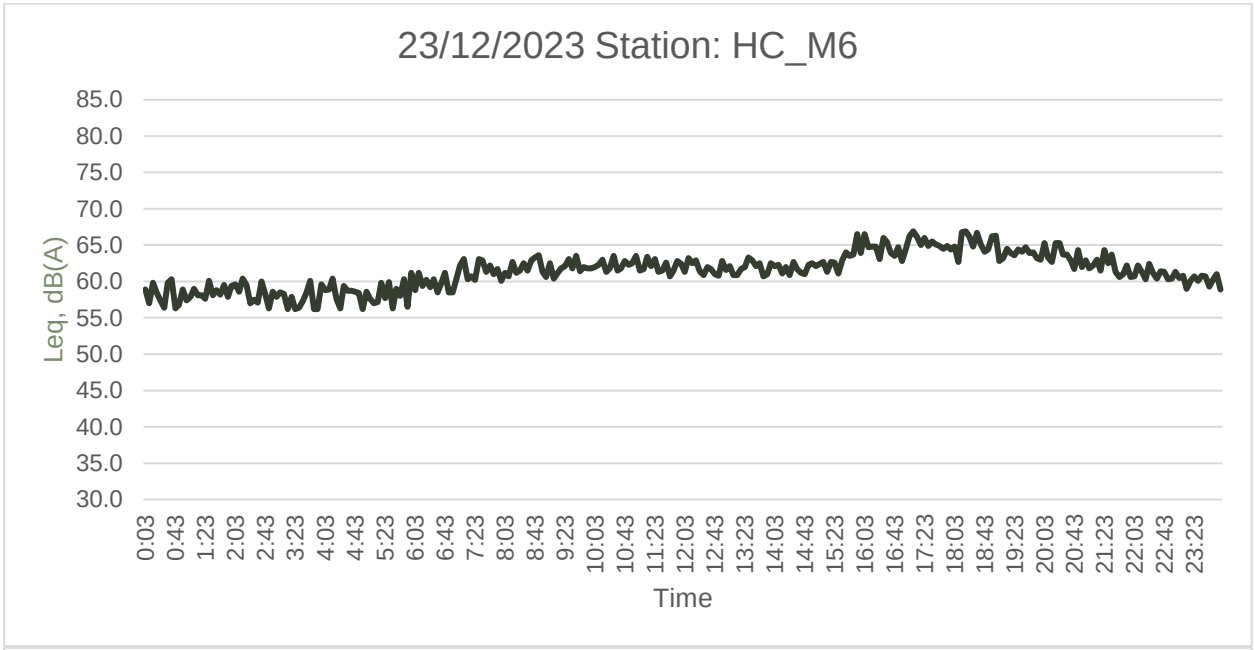
23/12/2023 Station: HC_M6
85.0
80.0
75.0
70.0
65.0
60.0
55.0
50.0
45.0
40.0
35.0
30.0
Leq, dB(A)
0:03
0:43
1:23
2:03
2:43
3:23
4:03
4:43
5:23
6:03
6:43
7:23
8:03
8:43
9:23
10:03
10:43
11:23
12:03
12:43
13:23
14:03
14:43
15:23
16:03
16:43
17:23
18:03
18:43
19:23
20:03
20:43
21:23
22:03
22:43
23:23
Time

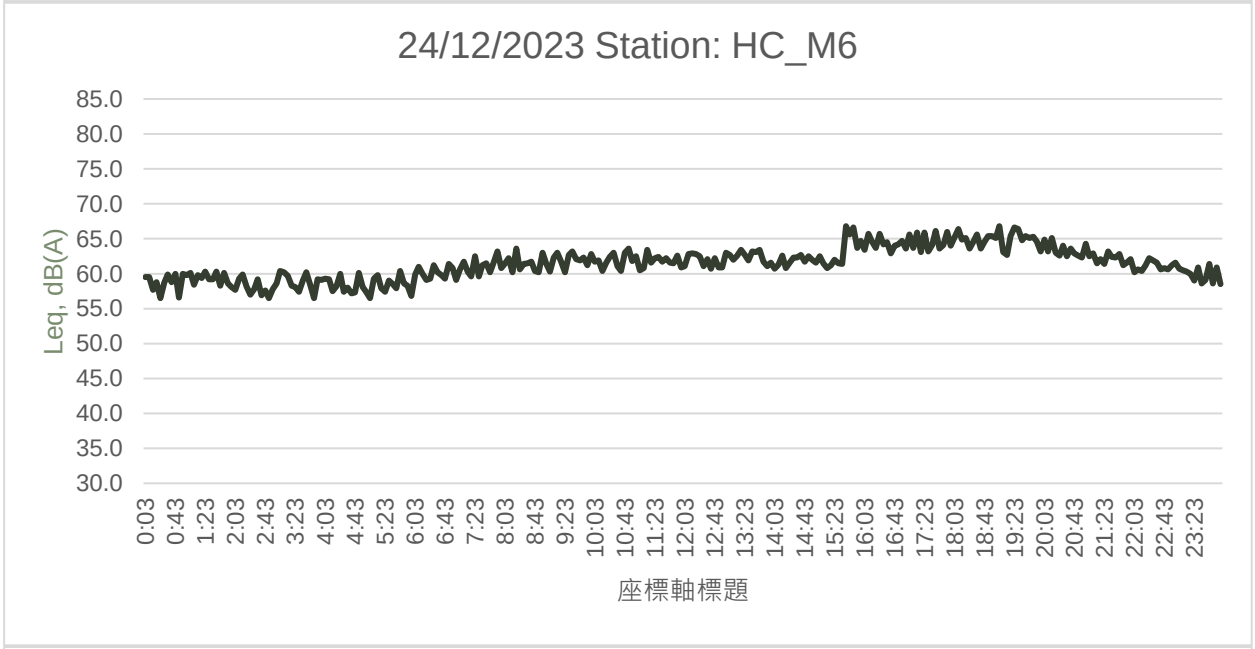
24/12/2023 Station: HC_M6
85.0
80.0
75.0
70.0
65.0
60.0
55.0
50.0
45.0
40.0
35.0
30.0
Leq, dB(A)
0:03
0:43
1:23
2:03
2:43
3:23
4:03
4:43
5:23
6:03
6:43
7:23
8:03
8:43
9:23
10:03
10:43
11:23
12:03
12:43
13:23
14:03
14:43
15:23
16:03
16:43
17:23
18:03
18:43
19:23
20:03
20:43
21:23
22:03
22:43
23:23
座標軸標題

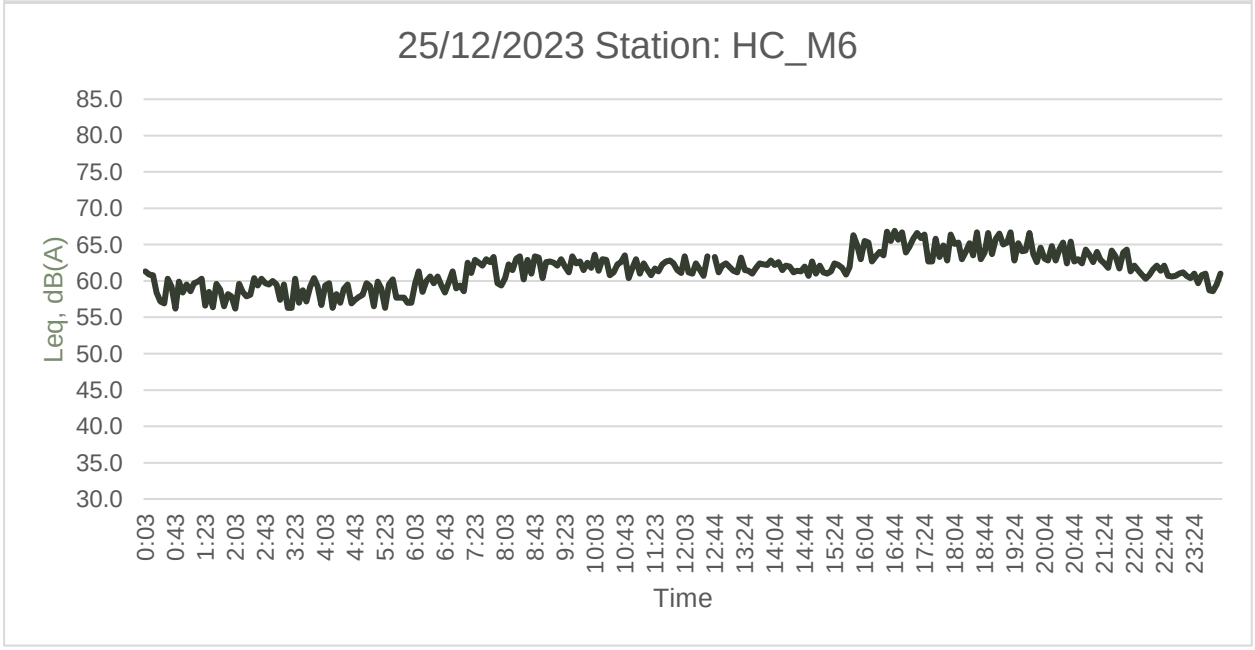
25/12/2023 Station: HC_M6
85.0
80.0
75.0
70.0
65.0
60.0
55.0
50.0
45.0
40.0
35.0
30.0
Leq, dB(A)
0:03
0:43
1:23
2:03
2:43
3:23
4:03
4:43
5:23
6:03
6:43
7:23
8:03
8:43
9:23
10:03
10:43
11:23
12:03
12:44
13:24
14:04
14:44
15:24
16:04
16:44
17:24
18:04
18:44
19:24
20:04
20:44
21:24
22:04
22:44
23:24
Time

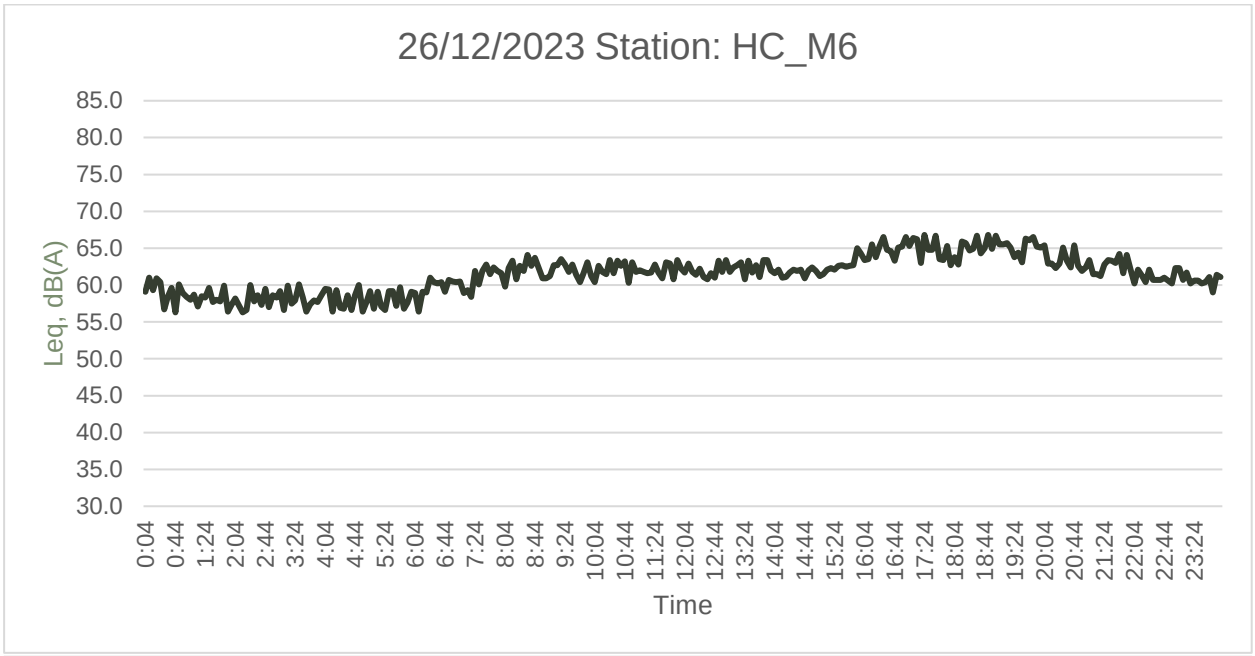
26/12/2023 Station: HC_M6
Leq, dB(A)
85.0
80.0
75.0
70.0
65.0
60.0
55.0
50.0
45.0
40.0
35.0
30.0
0:04 0:44 1:24 2:04 2:44 3:24 4:04 4:44 5:24 6:04 6:44 7:24 8:04 8:44 9:24 10:04 10:44 11:24 12:04 12:44 13:24 14:04 14:44 15:24 16:04 16:44 17:24 18:04 18:44 19:24 20:04 20:44 21:24 22:04 22:44 23:24
Time

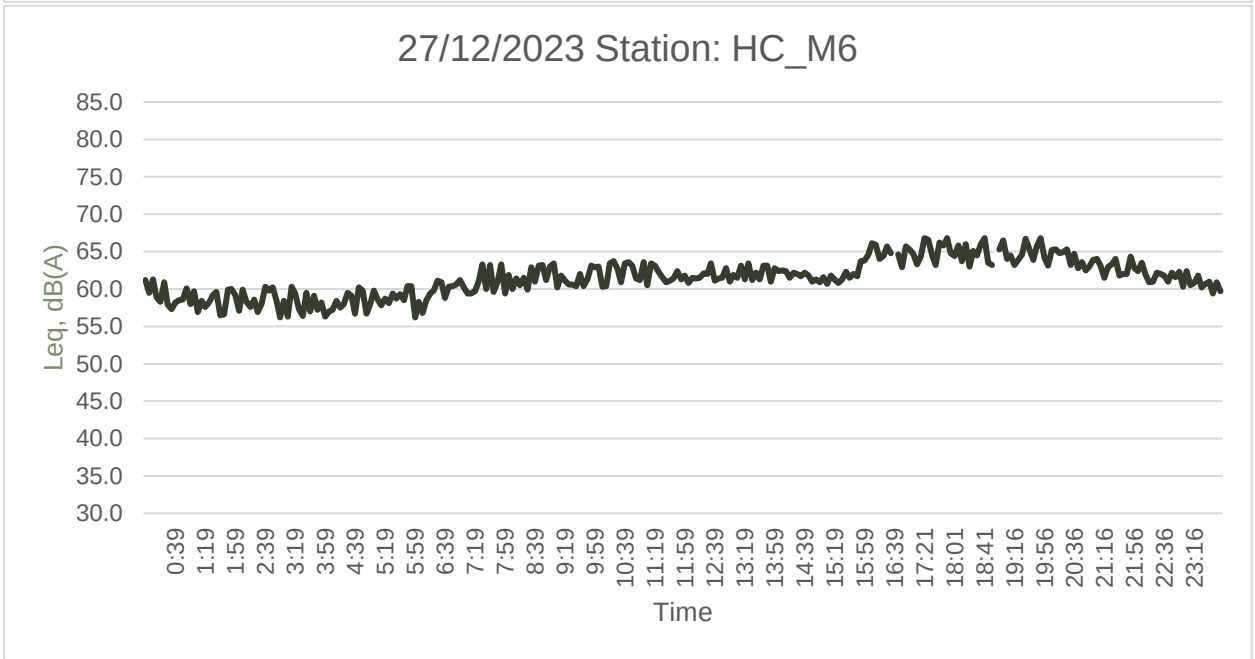
27/12/2023 Station: HC_M6
Leq, dB(A)
85.0
80.0
75.0
70.0
65.0
60.0
55.0
50.0
45.0
40.0
35.0
30.0
0:39 1:19 1:59 2:39 3:19 3:59 4:39 5:19 5:59 6:39 7:19 7:59 8:39 9:19 9:59 10:39 11:19 11:59 12:39 13:19 13:59 14:39 15:19 15:59 16:39 17:21 18:01 18:41 19:16 19:56 20:36 21:16 21:56 22:36 23:16
Time

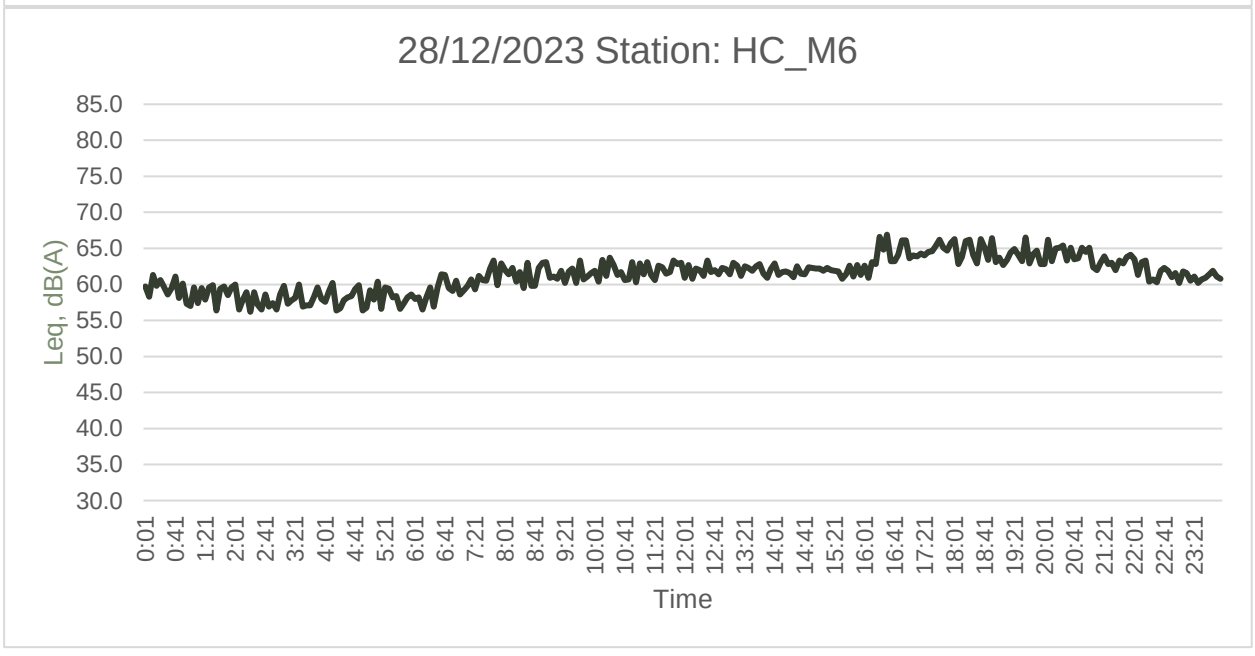
28/12/2023 Station: HC_M6
Leq, dB(A)
85.0
80.0
75.0
70.0
65.0
60.0
55.0
50.0
45.0
40.0
35.0
30.0
0:01 0:41 1:21 2:01 2:41 3:21 4:01 4:41 5:21 6:01 6:41 7:21 8:01 8:41 9:21 10:01 10:41 11:21 12:01 12:41 13:21 14:01 14:41 15:21 16:01 16:41 17:21 18:01 18:41 19:21 20:01 20:41 21:21 22:01 22:41 23:21
Time

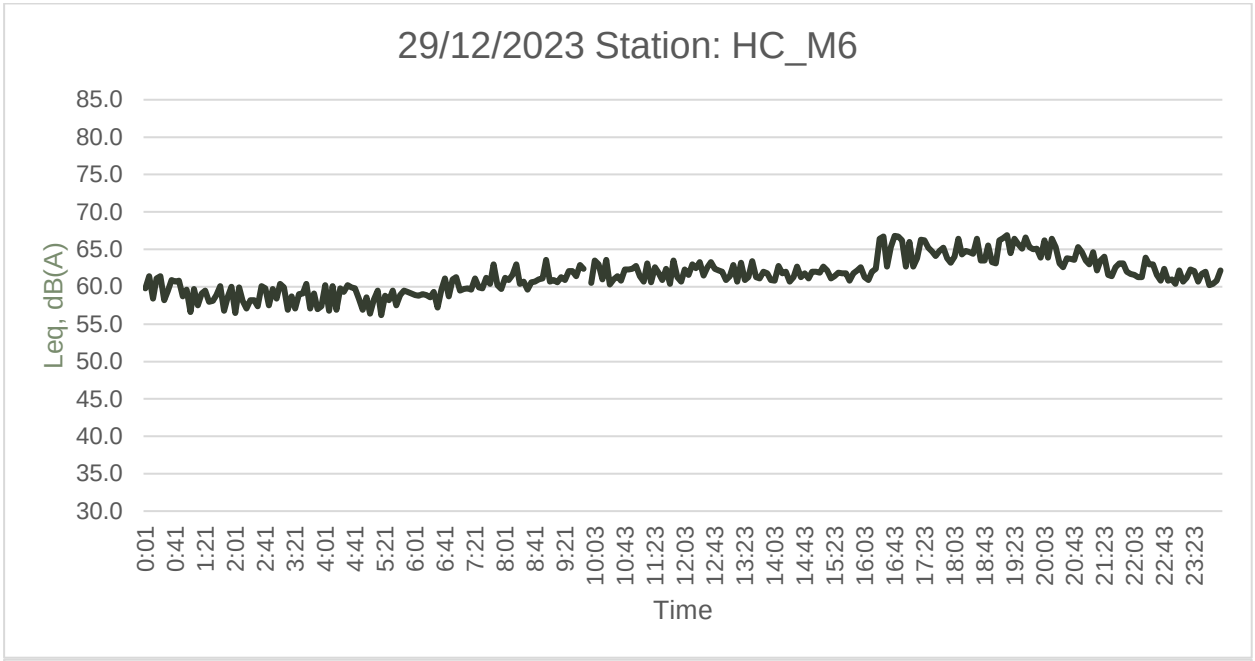
29/12/2023 Station: HC_M6
Leq, dB(A)
85.0
80.0
75.0
70.0
65.0
60.0
55.0
50.0
45.0
40.0
35.0
30.0
0:01 0:41 1:21 2:01 2:41 3:21 4:01 4:41 5:21 6:01 6:41 7:21 8:01 8:41 9:21 10:03 10:43 11:23 12:03 12:43 13:23 14:03 14:43 15:23 16:03 16:43 17:23 18:03 18:43 19:23 20:03 20:43 21:23 22:03 22:43 23:23
Time

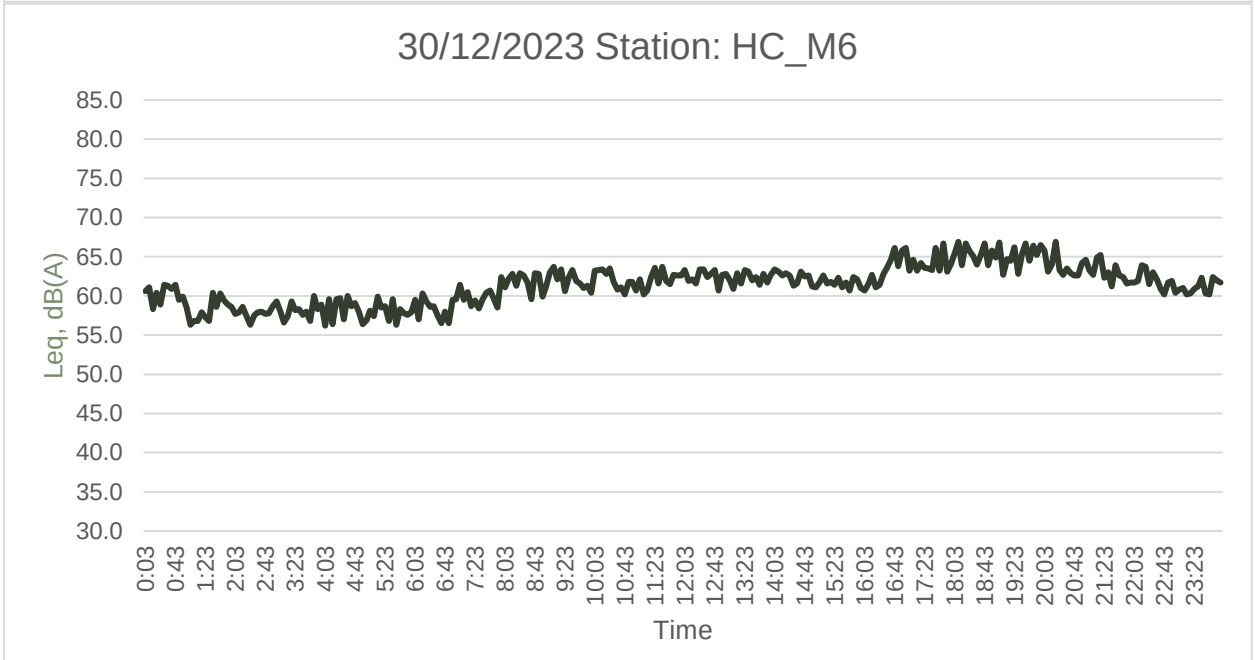
30/12/2023 Station: HC_M6
Leq, dB(A)
85.0
80.0
75.0
70.0
65.0
60.0
55.0
50.0
45.0
40.0
35.0
30.0
0:03 0:43 1:23 2:03 2:43 3:23 4:03 4:43 5:23 6:03 6:43 7:23 8:03 8:43 9:23 10:03 10:43 11:23 12:03 12:43 13:23 14:03 14:43 15:23 16:03 16:43 17:23 18:03 18:43 19:23 20:03 20:43 21:23 22:03 22:43 23:23
Time

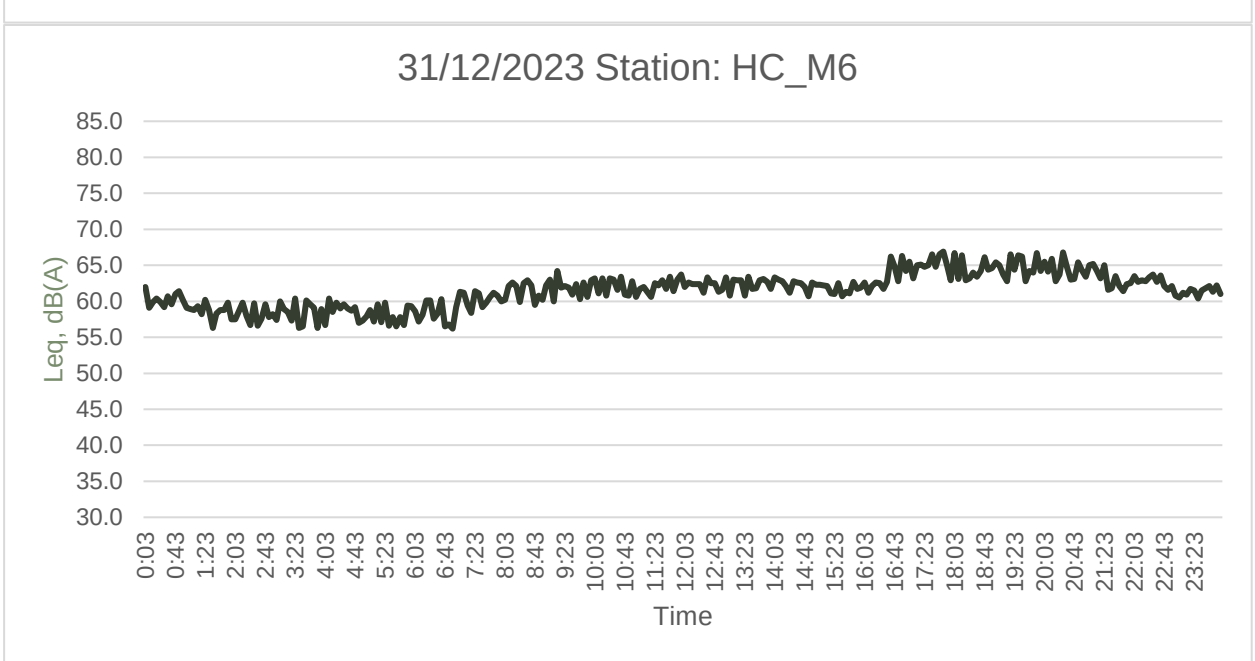
31/12/2023 Station: HC_M6
Leq, dB(A)
85.0
80.0
75.0
70.0
65.0
60.0
55.0
50.0
45.0
40.0
35.0
30.0
0:03 0:43 1:23 2:03 2:43 3:23 4:03 4:43 5:23 6:03 6:43 7:23 8:03 8:43 9:23 10:03 10:43 11:23 12:03 12:43 13:23 14:03 14:43 15:23 16:03 16:43 17:23 18:03 18:43 19:23 20:03 20:43 21:23 22:03 22:43 23:23
Time

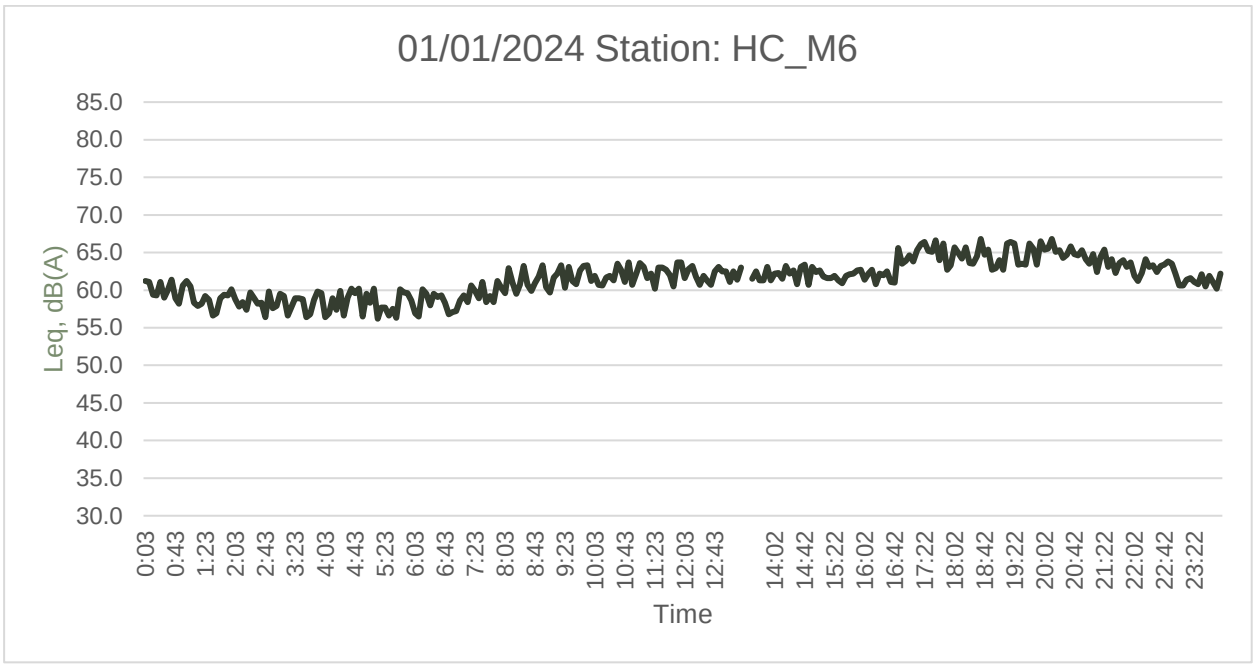
01/01/2024 Station: HC_M6
Leq, dB(A)
85.0
80.0
75.0
70.0
65.0
60.0
55.0
50.0
45.0
40.0
35.0
30.0
0:03 0:43 1:23 2:03 2:43 3:23 4:03 4:43 5:23 6:03 6:43 7:23 8:03 8:43 9:23 10:03 10:43 11:23 12:03 12:43 14:02 14:42 15:22 16:02 16:42 17:22 18:02 18:42 19:22 20:02 20:42 21:22 22:02 22:42 23:22
Time

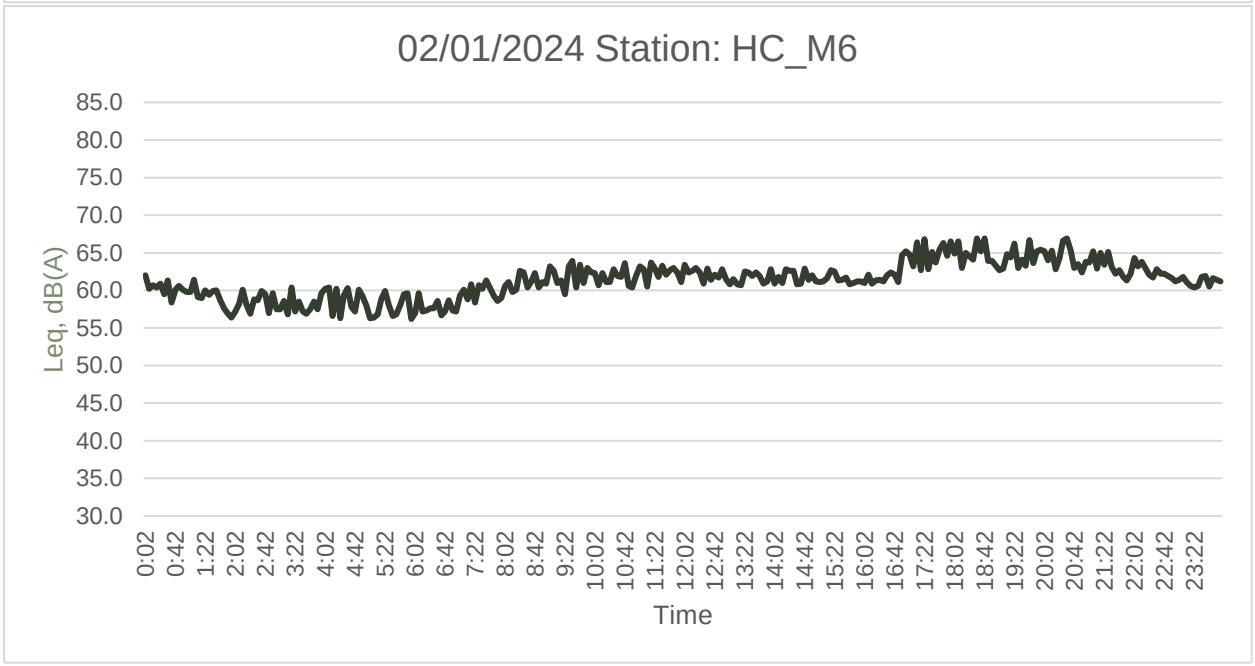
02/01/2024 Station: HC_M6
Leq, dB(A)
85.0
80.0
75.0
70.0
65.0
60.0
55.0
50.0
45.0
40.0
35.0
30.0
0:02 0:42 1:22 2:02 2:42 3:22 4:02 4:42 5:22 6:02 6:42 7:22 8:02 8:42 9:22 10:02 10:42 11:22 12:02 12:42 13:22 14:02 14:42 15:22 16:02 16:42 17:22 18:02 18:42 19:22 20:02 20:42 21:22 22:02 22:42 23:22
Time

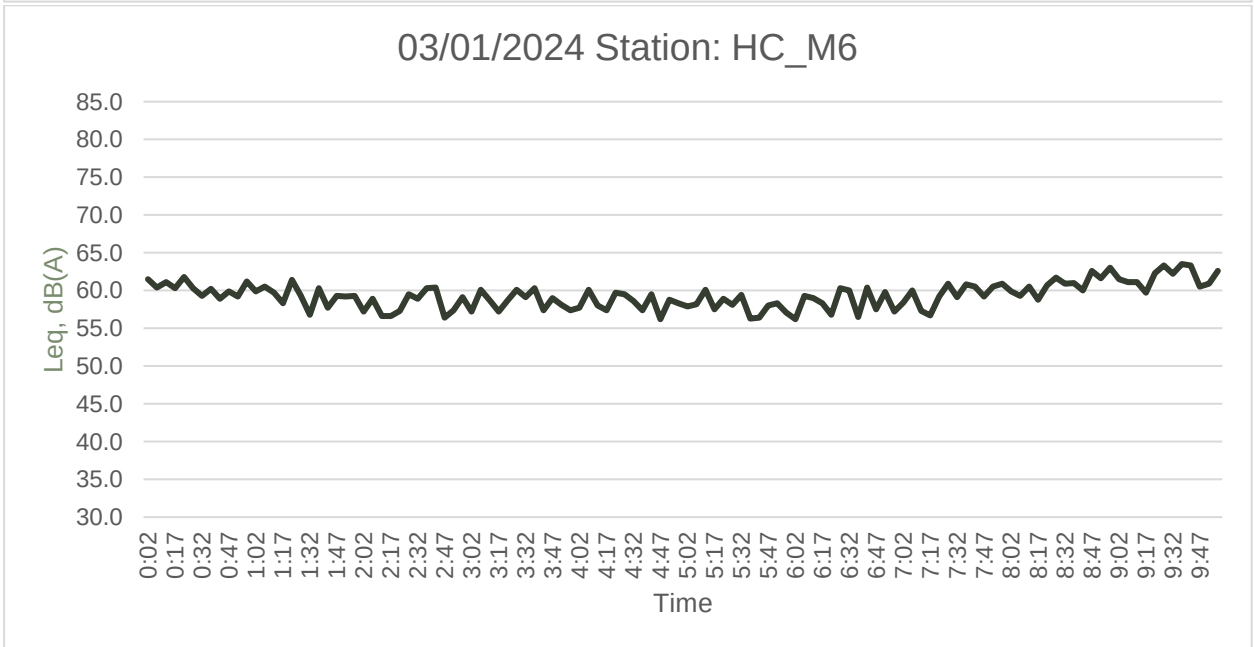
03/01/2024 Station: HC_M6
Leq, dB(A)
85.0
80.0
75.0
70.0
65.0
60.0
55.0
50.0
45.0
40.0
35.0
30.0
0:02 0:17 0:32 0:47 1:02 1:17 1:32 1:47 2:02 2:17 2:32 2:47 3:02 3:17 3:32 3:47 4:02 4:17 4:32 4:47 5:02 5:17 5:32 5:47 6:02 6:17 6:32 6:47 7:02 7:17 7:32 7:47 8:02 8:17 8:32 8:47 9:02 9:17 9:32 9:47
Time

Appendix 4-4 Baseline Noise Monitoring Results at TW_M2

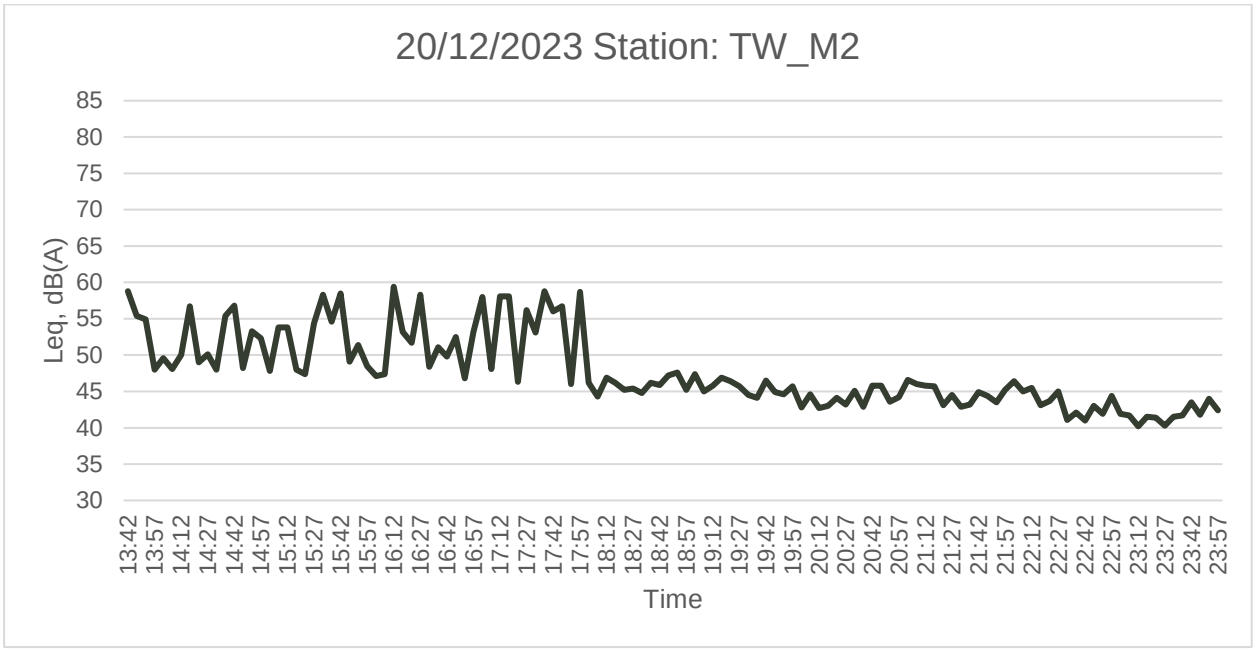
20/12/2023 Station: TW_M2
Leq, dB(A)
85
80
75
70
65
60
55
50
45
40
35
30
13:42
13:57
14:12
14:27
14:42
14:57
15:12
15:27
15:42
15:57
16:12
16:27
16:42
16:57
17:12
17:27
17:42
17:57
18:12
18:27
18:42
18:57
19:12
19:27
19:42
19:57
20:12
20:27
20:42
20:57
21:12
21:27
21:42
21:57
22:12
22:27
22:42
22:57
23:12
23:27
23:42
23:57
Time

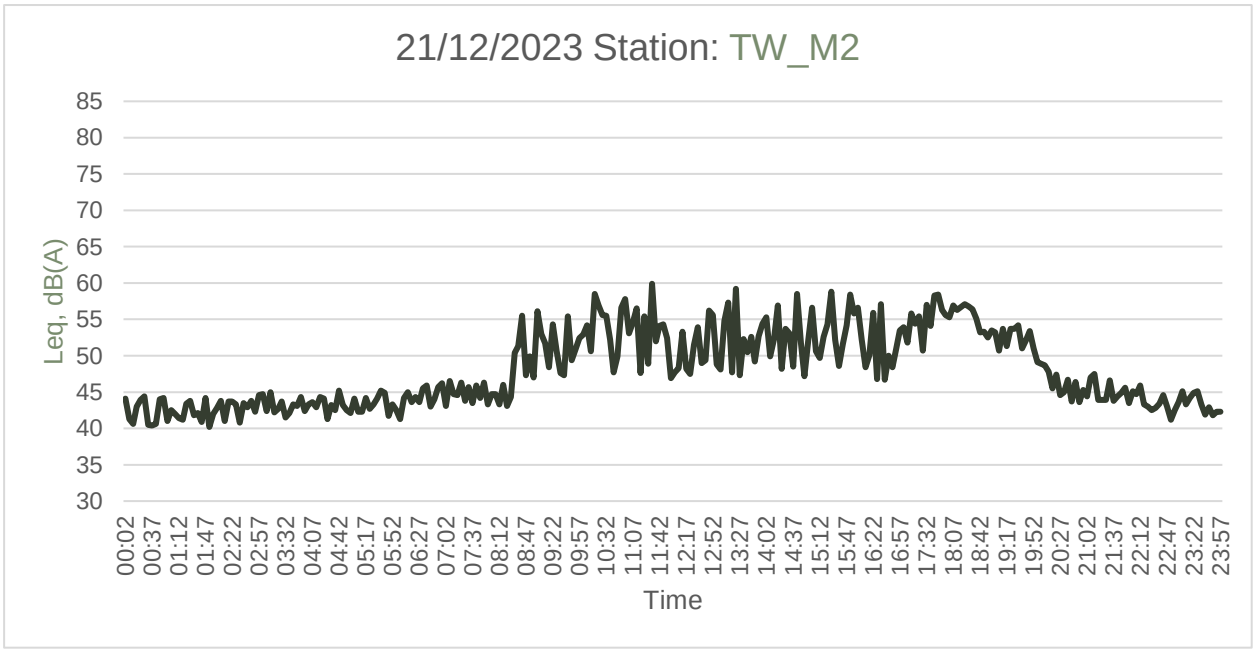
21/12/2023 Station: TW_M2
Leq, dB(A)
85
80
75
70
65
60
55
50
45
40
35
30
00:02
00:37
01:12
01:47
02:22
02:57
03:32
04:07
04:42
05:17
05:52
06:27
07:02
07:37
08:12
08:47
09:22
09:57
10:32
11:07
11:42
12:17
12:52
13:27
14:02
14:37
15:12
15:47
16:22
16:57
17:32
18:07
18:42
19:17
19:52
20:27
21:02
21:37
22:12
22:47
23:22
23:57
Time

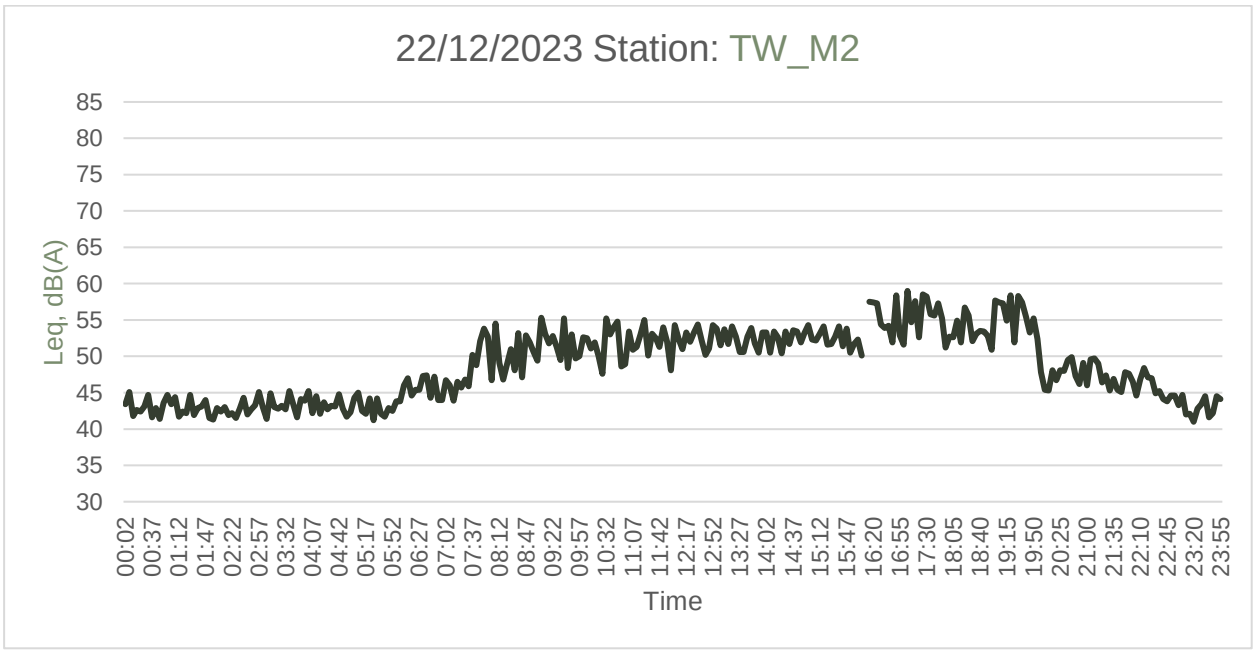
22/12/2023 Station: TW_M2
Leq, dB(A)
85
80
75
70
65
60
55
50
45
40
35
30
00:02
00:37
01:12
01:47
02:22
02:57
03:32
04:07
04:42
05:17
05:52
06:27
07:02
07:37
08:12
08:47
09:22
09:57
10:32
11:07
11:42
12:17
12:52
13:27
14:02
14:37
15:12
15:47
16:20
16:55
17:30
18:05
18:40
19:15
19:50
20:25
21:00
21:35
22:10
22:45
23:20
23:55
Time

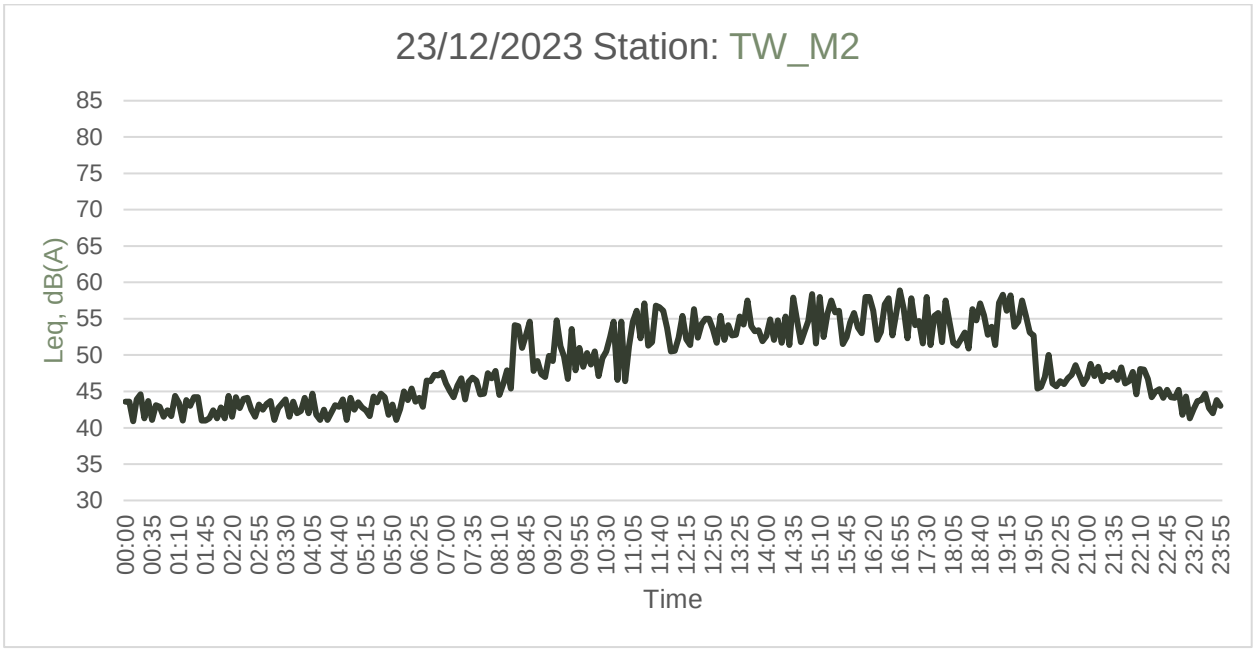
23/12/2023 Station: TW_M2
Leq, dB(A)
85
80
75
70
65
60
55
50
45
40
35
30
00:00
00:35
01:10
01:45
02:20
02:55
03:30
04:05
04:40
05:15
05:50
06:25
07:00
07:35
08:10
08:45
09:20
09:55
10:30
11:05
11:40
12:15
12:50
13:25
14:00
14:35
15:10
15:45
16:20
16:55
17:30
18:05
18:40
19:15
19:50
20:25
21:00
21:35
22:10
22:45
23:20
23:55
Time

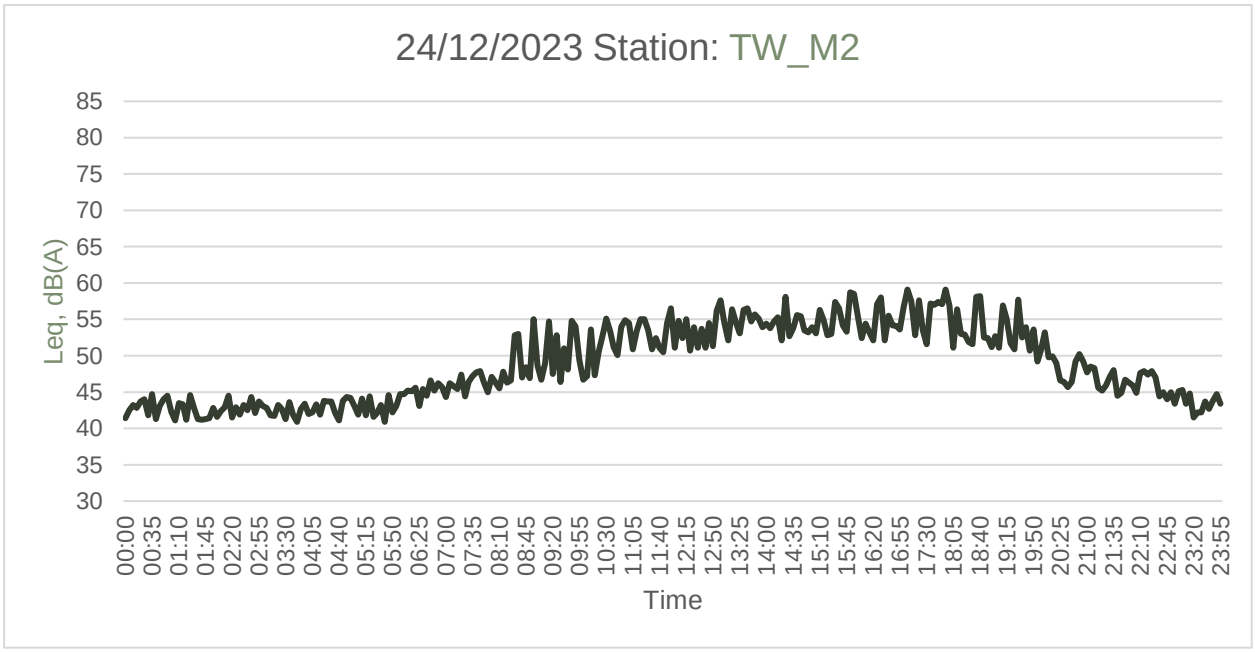
24/12/2023 Station: TW_M2
Leq, dB(A)
85
80
75
70
65
60
55
50
45
40
35
30
00:00
00:35
01:10
01:45
02:20
02:55
03:30
04:05
04:40
05:15
05:50
06:25
07:00
07:35
08:10
08:45
09:20
09:55
10:30
11:05
11:40
12:15
12:50
13:25
14:00
14:35
15:10
15:45
16:20
16:55
17:30
18:05
18:40
19:15
19:50
20:25
21:00
21:35
22:10
22:45
23:20
23:55
Time

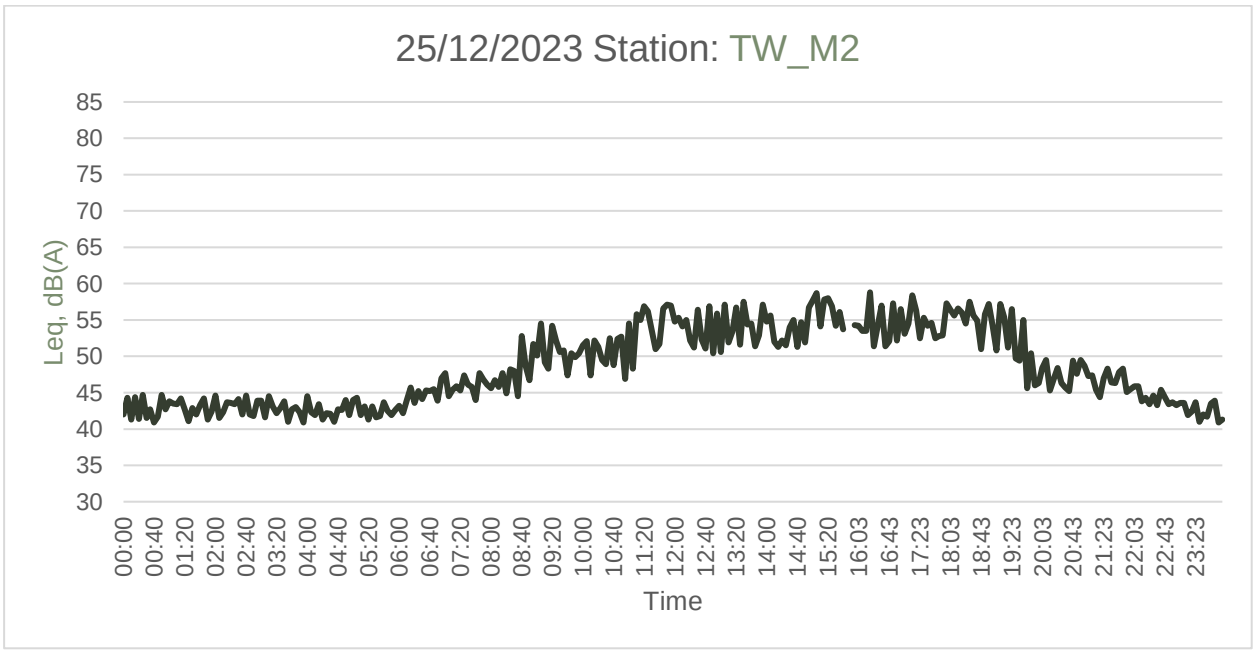
25/12/2023 Station: TW_M2
Leq, dB(A)
85
80
75
70
65
60
55
50
45
40
35
30
00:00
00:40
01:20
02:00
02:40
03:20
04:00
04:40
05:20
06:00
06:40
07:20
08:00
08:40
09:20
10:00
10:40
11:20
12:00
12:40
13:20
14:00
14:40
15:20
16:03
16:43
17:23
18:03
18:43
19:23
20:03
20:43
21:23
22:03
22:43
23:23
Time

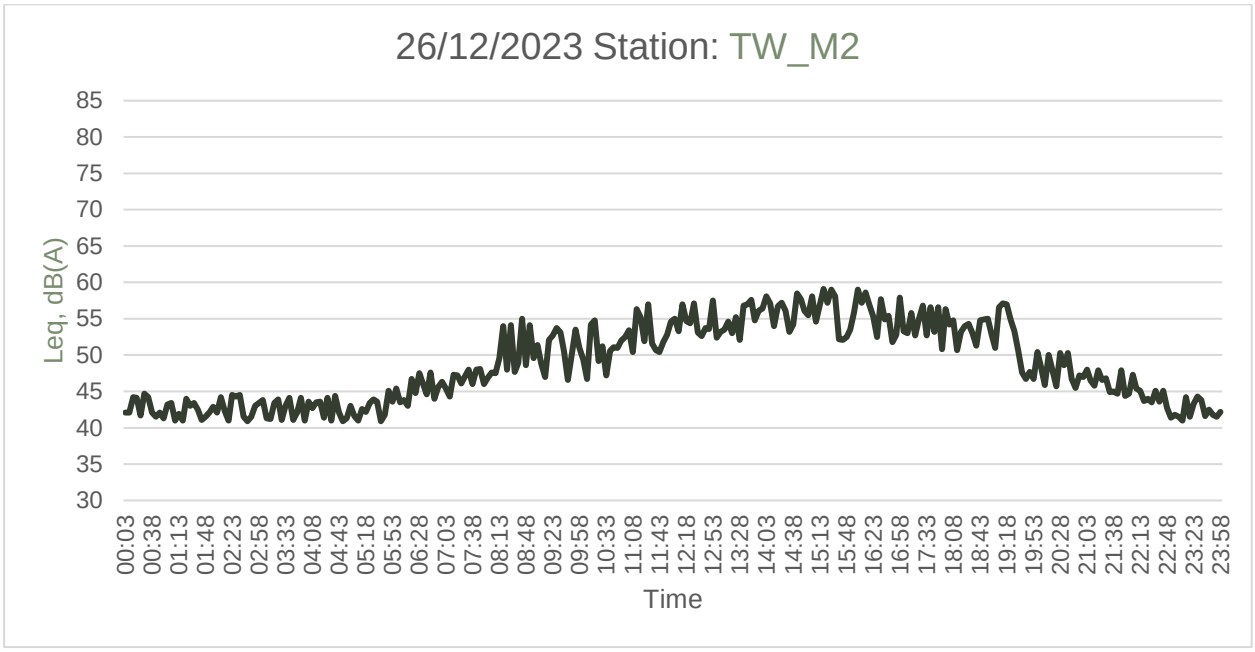
26/12/2023 Station: TW_M2
Leq, dB(A)
85
80
75
70
65
60
55
50
45
40
35
30
00:03 00:38 01:13 01:48 02:23 02:58 03:33 04:08 04:43 05:18 05:53 06:28 07:03 07:38 08:13 08:48 09:23 09:58 10:33 11:08 11:43 12:18 12:53 13:28 14:03 14:38 15:13 15:48 16:23 16:58 17:33 18:08 18:43 19:18 19:53 20:28 21:03 21:38 22:13 22:48 23:23 23:58
Time

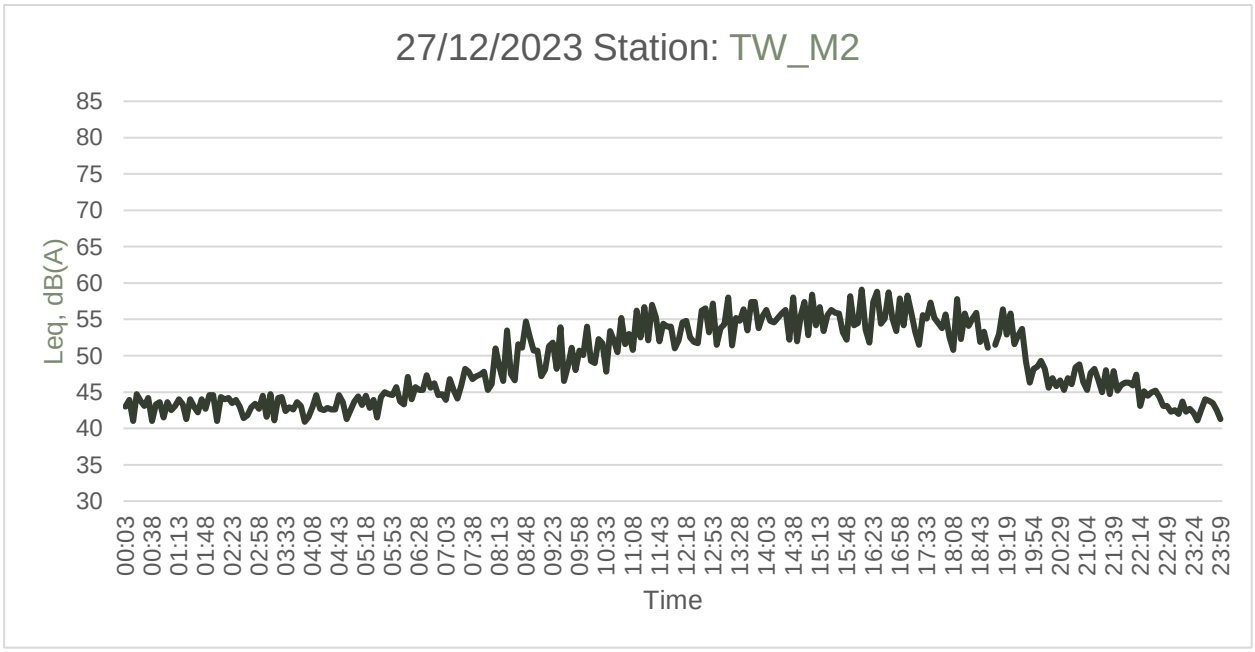
27/12/2023 Station: TW_M2
Leq, dB(A)
85
80
75
70
65
60
55
50
45
40
35
30
00:03 00:38 01:13 01:48 02:23 02:58 03:33 04:08 04:43 05:18 05:53 06:28 07:03 07:38 08:13 08:48 09:23 09:58 10:33 11:08 11:43 12:18 12:53 13:28 14:03 14:38 15:13 15:48 16:23 16:58 17:33 18:08 18:43 19:19 19:54 20:29 21:04 21:39 22:14 22:49 23:24 23:59
Time

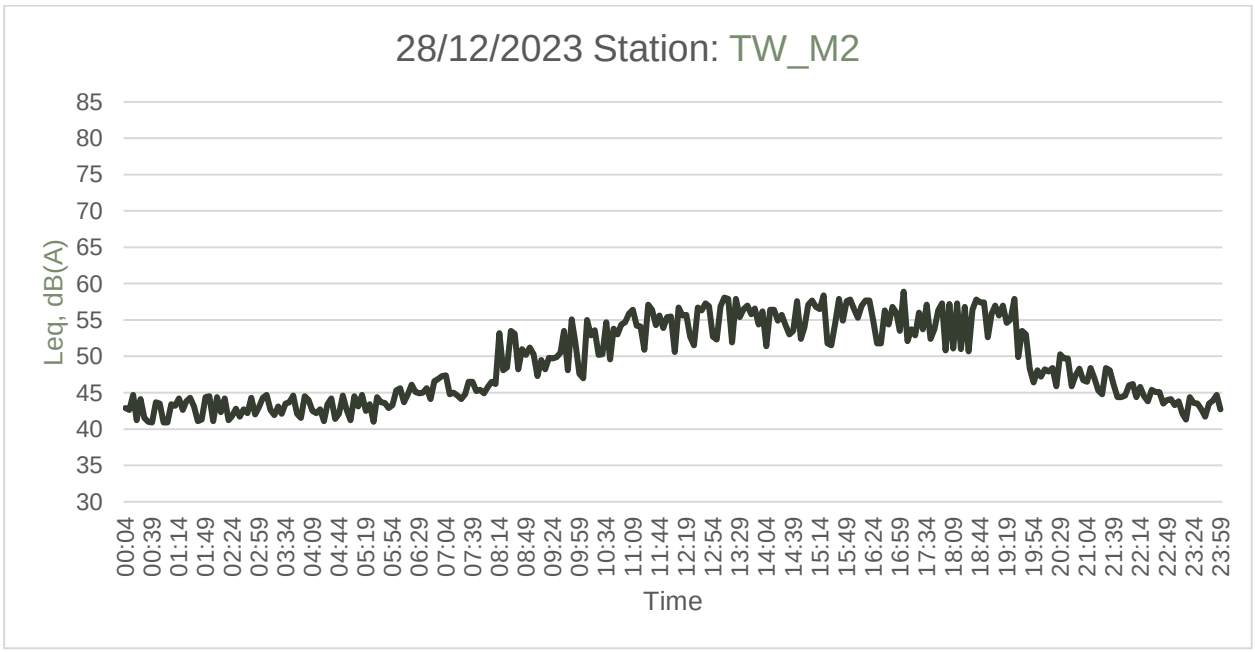
28/12/2023 Station: TW_M2
Leq, dB(A)
85
80
75
70
65
60
55
50
45
40
35
30
00:04 00:39 01:14 01:49 02:24 02:59 03:34 04:09 04:44 05:19 05:54 06:29 07:04 07:39 08:14 08:49 09:24 09:59 10:34 11:09 11:44 12:19 12:54 13:29 14:04 14:39 15:14 15:49 16:24 16:59 17:34 18:09 18:44 19:19 19:54 20:29 21:04 21:39 22:14 22:49 23:24 23:59
Time

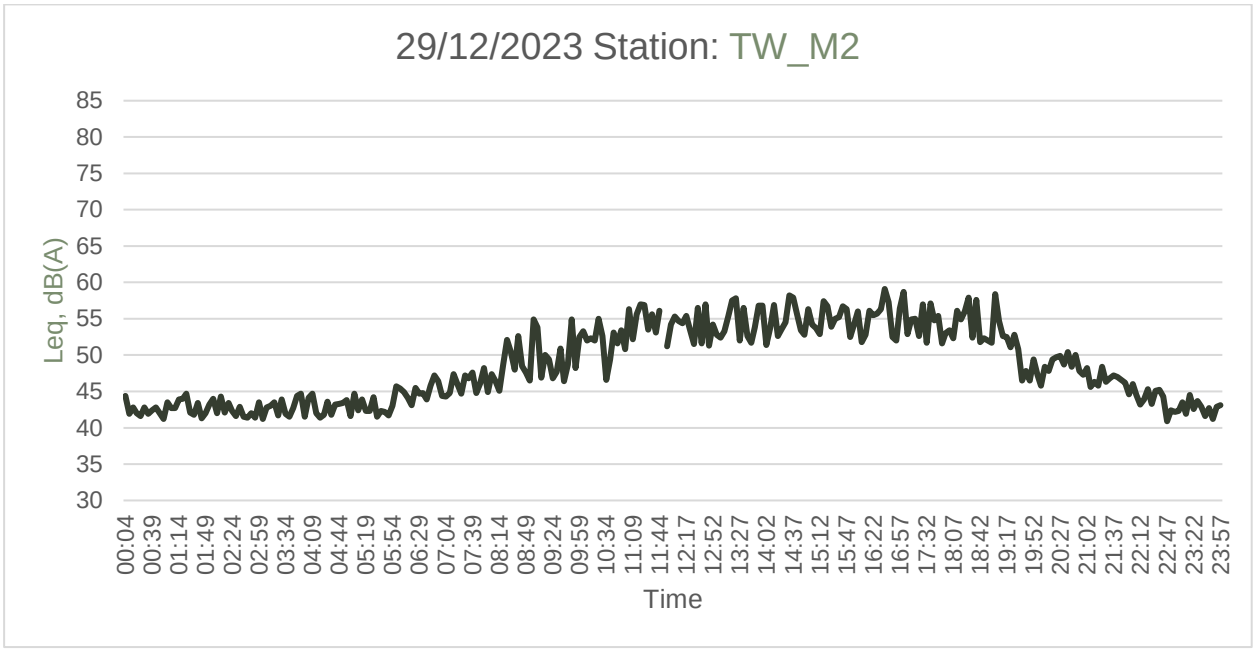
29/12/2023 Station: TW_M2
Leq, dB(A)
85
80
75
70
65
60
55
50
45
40
35
30
00:04
00:39
01:14
01:49
02:24
02:59
03:34
04:09
04:44
05:19
05:54
06:29
07:04
07:39
08:14
08:49
09:24
09:59
10:34
11:09
11:44
12:17
12:52
13:27
14:02
14:37
15:12
15:47
16:22
16:57
17:32
18:07
18:42
19:17
19:52
20:27
21:02
21:37
22:12
22:47
23:22
23:57
Time

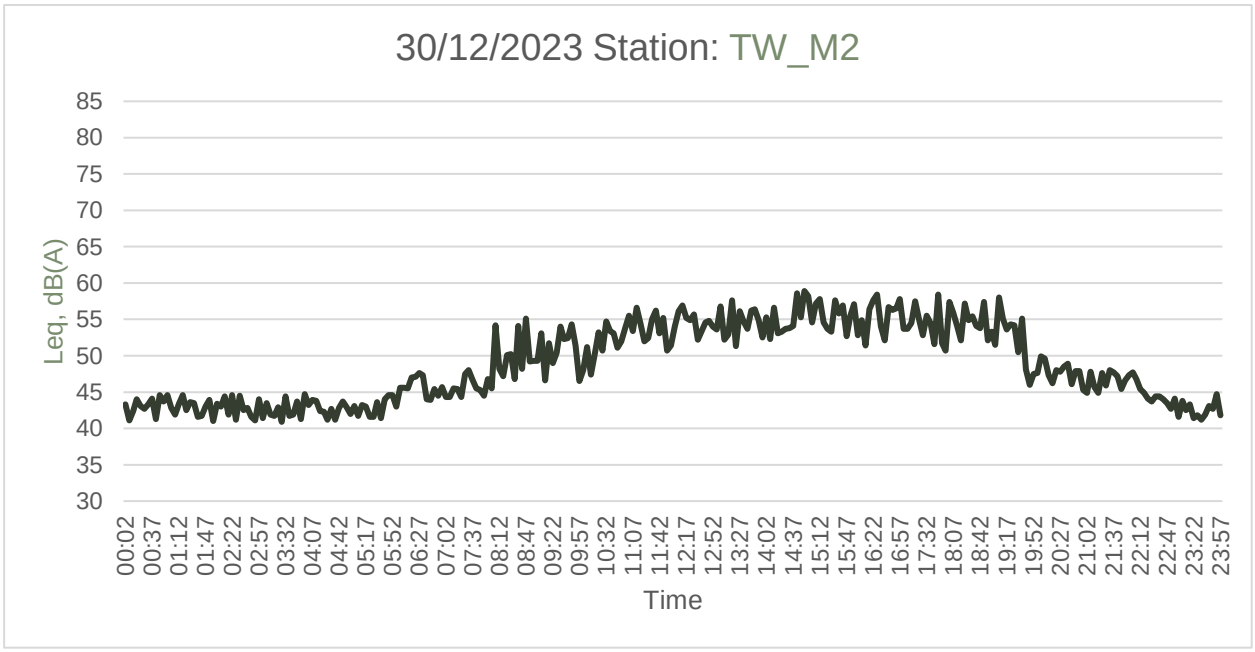
30/12/2023 Station: TW_M2
Leq, dB(A)
85
80
75
70
65
60
55
50
45
40
35
30
00:02
00:37
01:12
01:47
02:22
02:57
03:32
04:07
04:42
05:17
05:52
06:27
07:02
07:37
08:12
08:47
09:22
09:57
10:32
11:07
11:42
12:17
12:52
13:27
14:02
14:37
15:12
15:47
16:22
16:57
17:32
18:07
18:42
19:17
19:52
20:27
21:02
21:37
22:12
22:47
23:22
23:57
Time

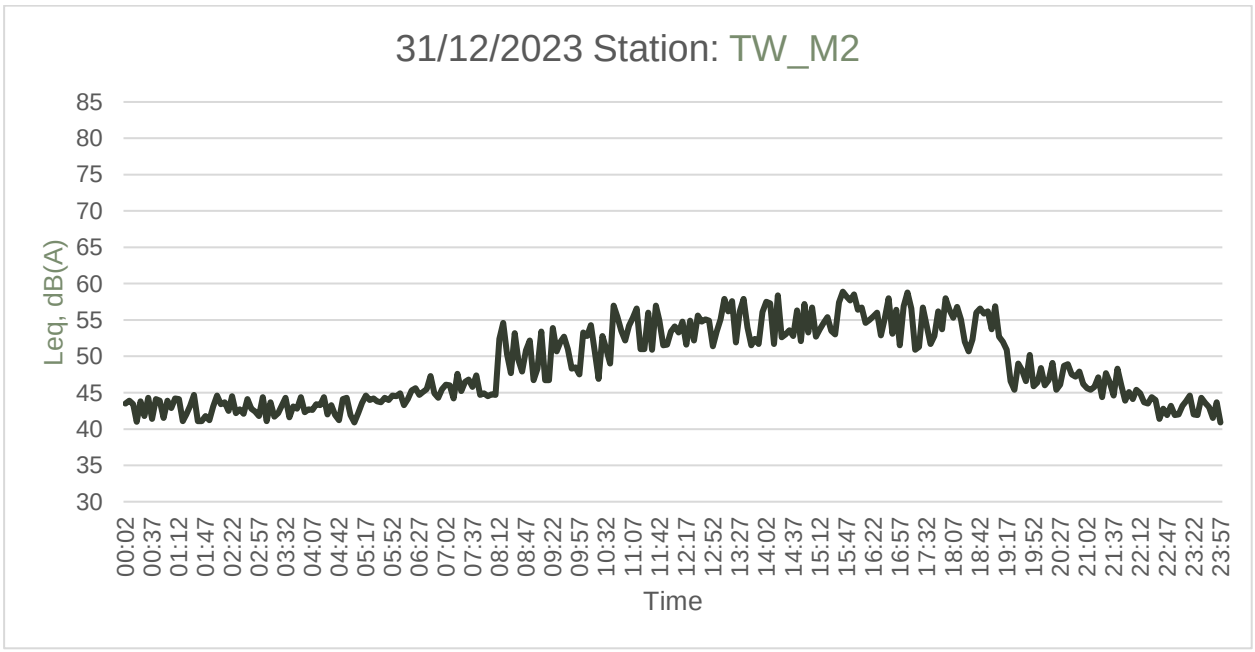
31/12/2023 Station: TW_M2
Leq, dB(A)
85
80
75
70
65
60
55
50
45
40
35
30
00:02
00:37
01:12
01:47
02:22
02:57
03:32
04:07
04:42
05:17
05:52
06:27
07:02
07:37
08:12
08:47
09:22
09:57
10:32
11:07
11:42
12:17
12:52
13:27
14:02
14:37
15:12
15:47
16:22
16:57
17:32
18:07
18:42
19:17
19:52
20:27
21:02
21:37
22:12
22:47
23:22
23:57
Time

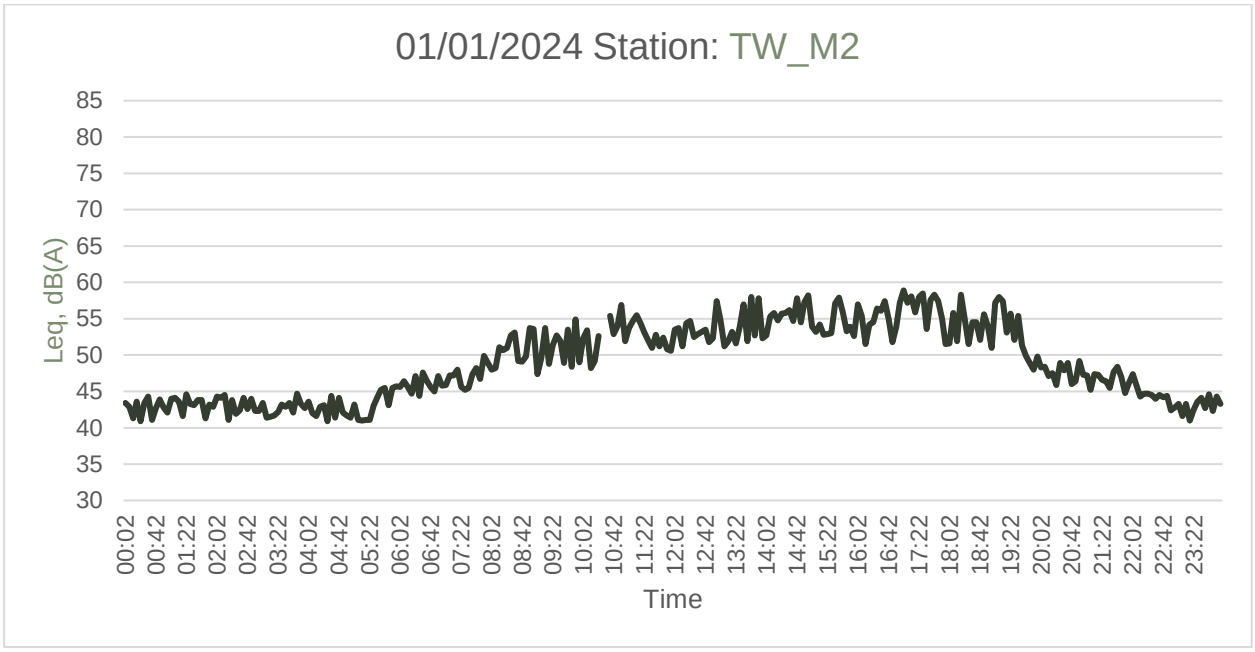
01/01/2024 Station: TW_M2
Leq, dB(A)
85
80
75
70
65
60
55
50
45
40
35
30
00:02
00:42
01:22
02:02
02:42
03:22
04:02
04:42
05:22
06:02
06:42
07:22
08:02
08:42
09:22
10:02
10:42
11:22
12:02
12:42
13:22
14:02
14:42
15:22
16:02
16:42
17:22
18:02
18:42
19:22
20:02
20:42
21:22
22:02
22:42
23:22
Time

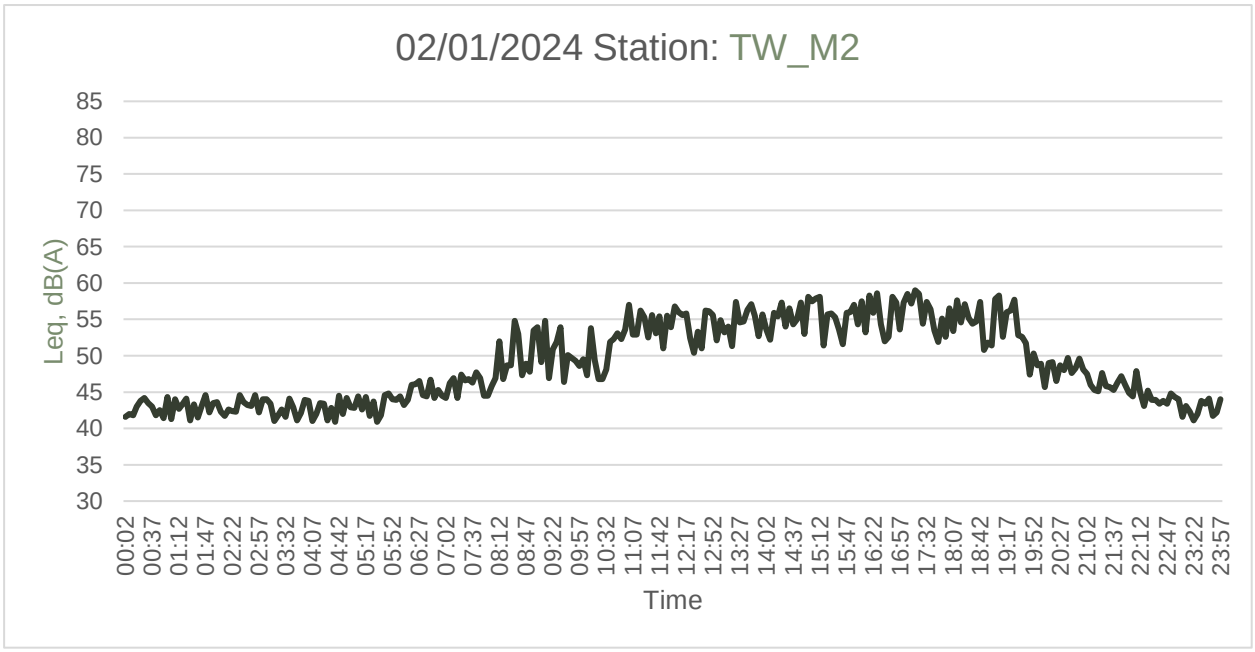
02/01/2024 Station: TW_M2
Leq, dB(A)
85
80
75
70
65
60
55
50
45
40
35
30
00:02
00:37
01:12
01:47
02:22
02:57
03:32
04:07
04:42
05:17
05:52
06:27
07:02
07:37
08:12
08:47
09:22
09:57
10:32
11:07
11:42
12:17
12:52
13:27
14:02
14:37
15:12
15:47
16:22
16:57
17:32
18:07
18:42
19:17
19:52
20:27
21:02
21:37
22:12
22:47
23:22
23:57
Time

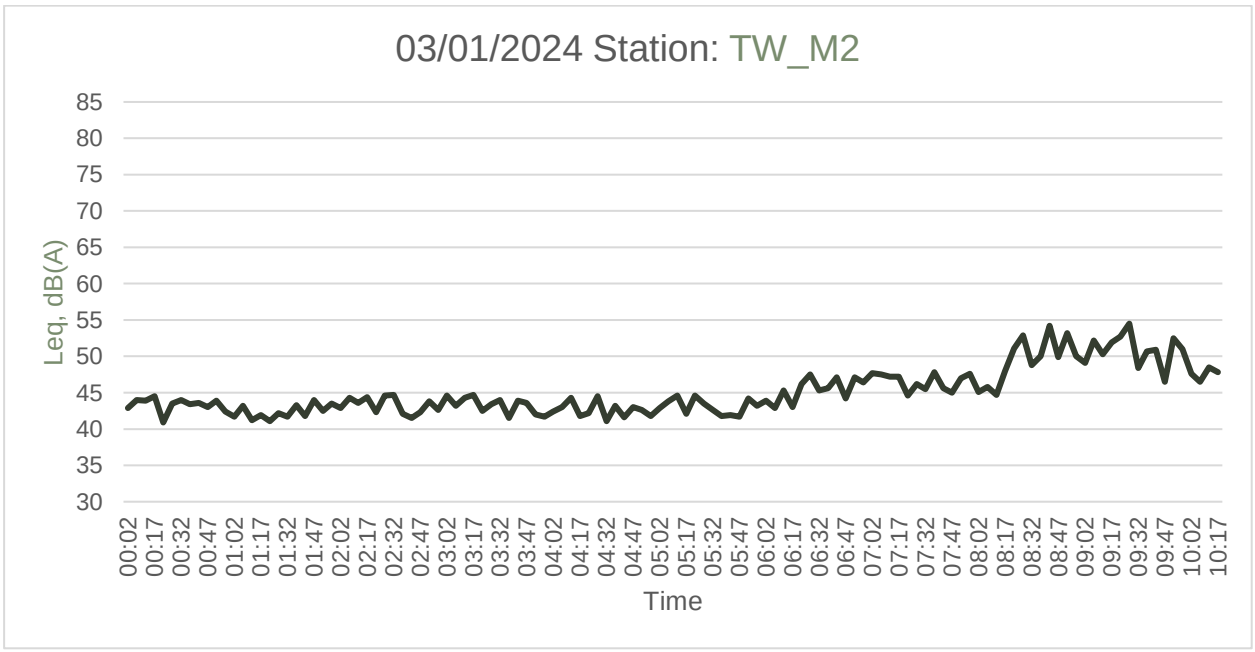
03/01/2024 Station: TW_M2
Leq, dB(A)
85
80
75
70
65
60
55
50
45
40
35
30
00:02
00:17
00:32
00:47
01:02
01:17
01:32
01:47
02:02
02:17
02:32
02:47
03:02
03:17
03:32
03:47
04:02
04:17
04:32
04:47
05:02
05:17
05:32
05:47
06:02
06:17
06:32
06:47
07:02
07:17
07:32
07:47
08:02
08:17
08:32
08:47
09:02
09:17
09:32
09:47
10:02
10:17
Time

Appendix 4-5 Baseline Noise Monitoring Results at TW_M3

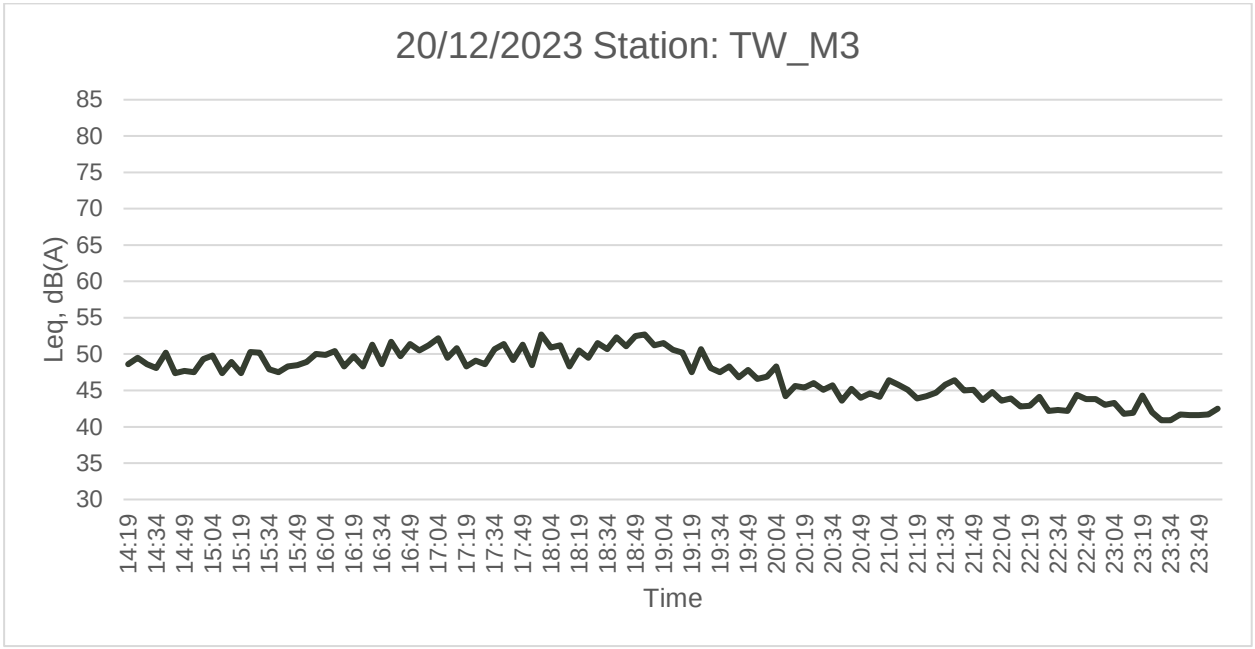
20/12/2023 Station: TW_M3
Leq, dB(A)
85
80
75
70
65
60
55
50
45
40
35
30
14:19
14:34
14:49
15:04
15:19
15:34
15:49
16:04
16:19
16:34
16:49
17:04
17:19
17:34
17:49
18:04
18:19
18:34
18:49
19:04
19:19
19:34
19:49
20:04
20:19
20:34
20:49
21:04
21:19
21:34
21:49
22:04
22:19
22:34
22:49
23:04
23:19
23:34
23:49
Time

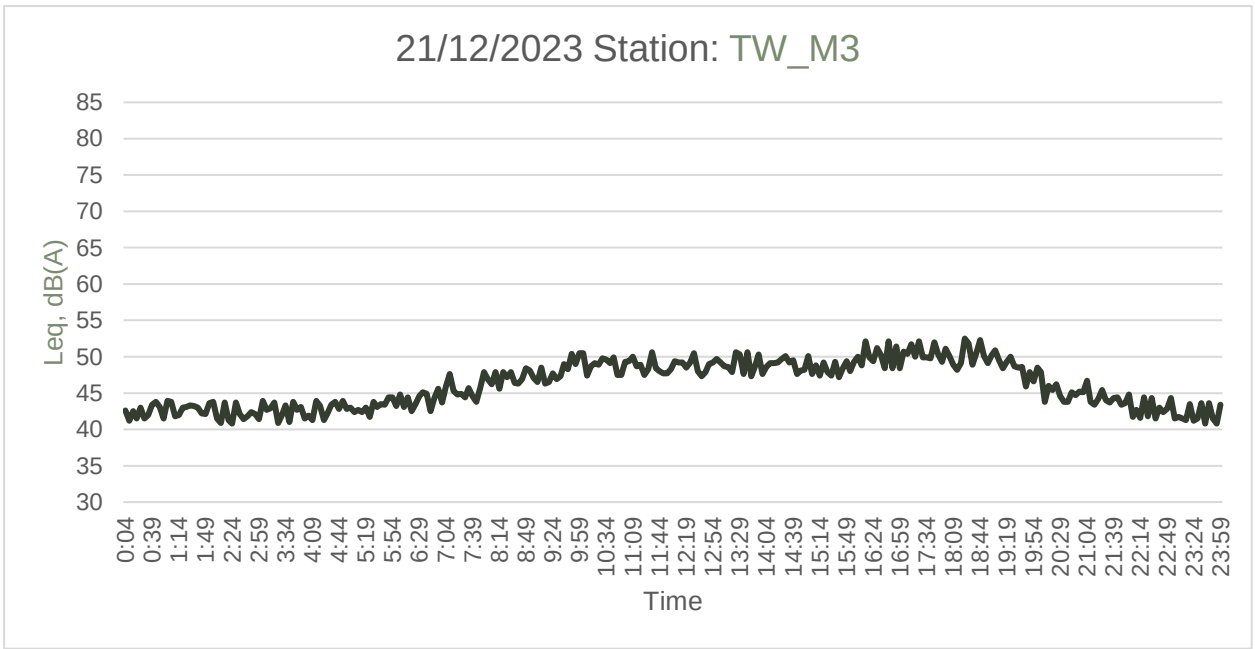
21/12/2023 Station: TW_M3
Leq, dB(A)
85
80
75
70
65
60
55
50
45
40
35
30
0:04
0:39
1:14
1:49
2:24
2:59
3:34
4:09
4:44
5:19
5:54
6:29
7:04
7:39
8:14
8:49
9:24
9:59
10:34
11:09
11:44
12:19
12:54
13:29
14:04
14:39
15:14
15:49
16:24
16:59
17:34
18:09
18:44
19:19
19:54
20:29
21:04
21:39
22:14
22:49
23:24
23:59
Time

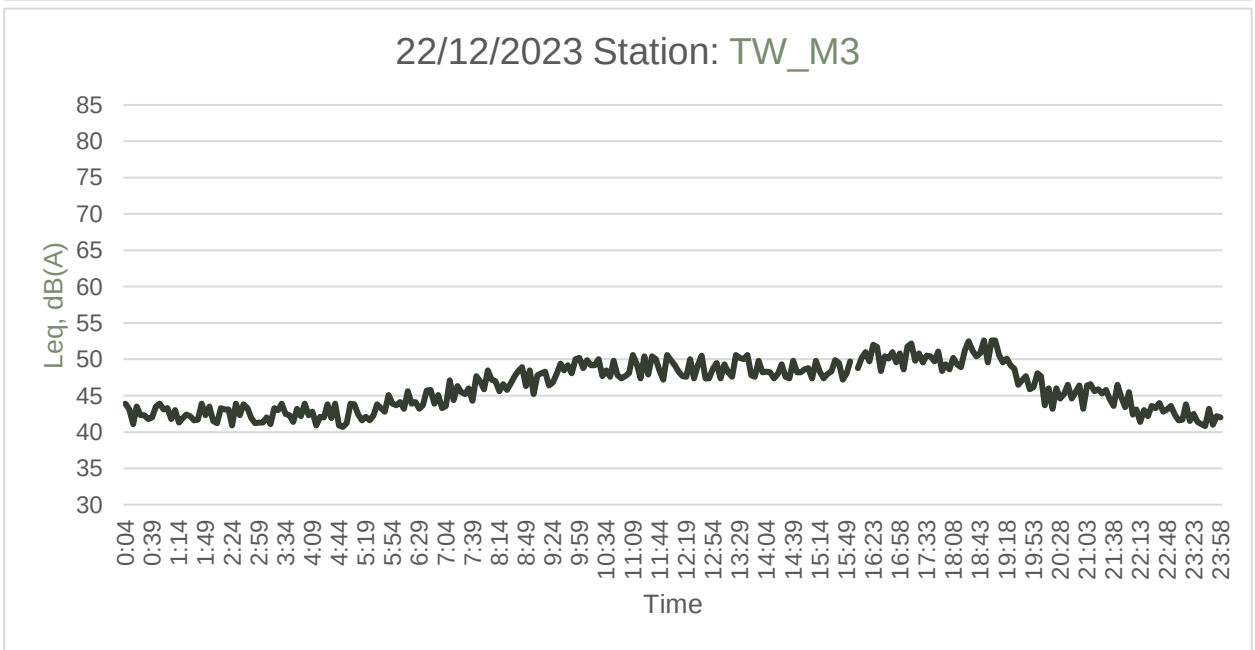
22/12/2023 Station: TW_M3
Leq, dB(A)
85
80
75
70
65
60
55
50
45
40
35
30
0:04
0:39
1:14
1:49
2:24
2:59
3:34
4:09
4:44
5:19
5:54
6:29
7:04
7:39
8:14
8:49
9:24
9:59
10:34
11:09
11:44
12:19
12:54
13:29
14:04
14:39
15:14
15:49
16:23
16:58
17:33
18:08
18:43
19:18
19:53
20:28
21:03
21:38
22:13
22:48
23:23
23:58
Time

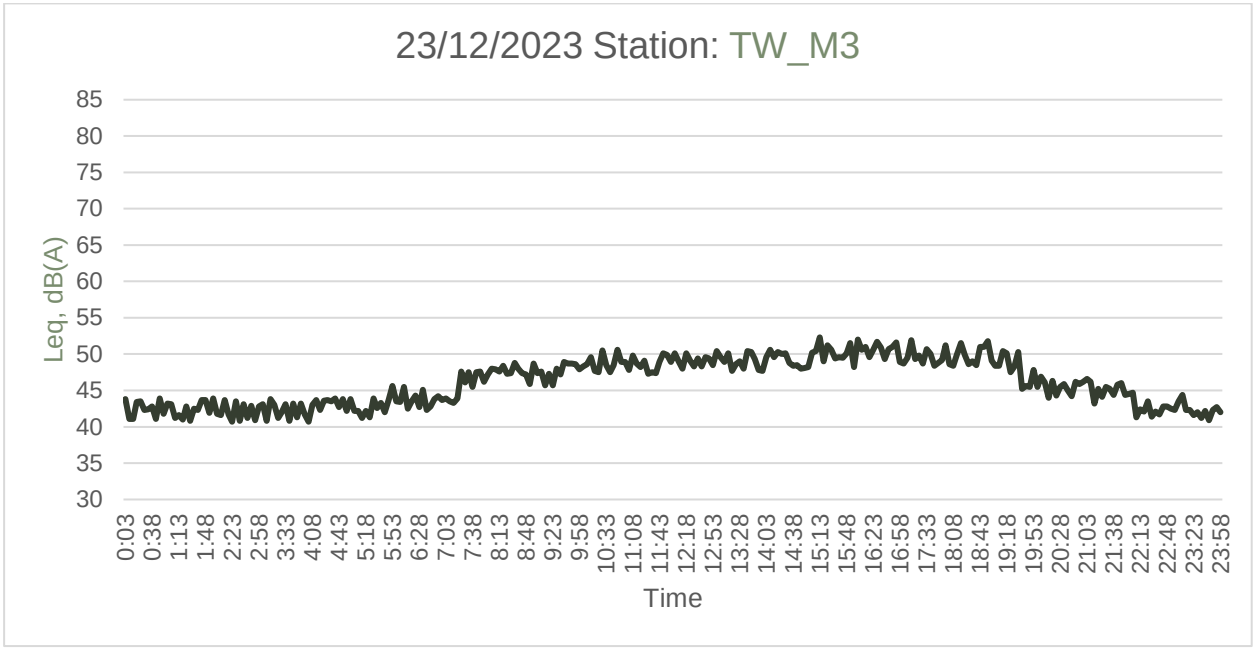
23/12/2023 Station: TW_M3
Leq, dB(A)
85
80
75
70
65
60
55
50
45
40
35
30
0:03
0:38
1:13
1:48
2:23
2:58
3:33
4:08
4:43
5:18
5:53
6:28
7:03
7:38
8:13
8:48
9:23
9:58
10:33
11:08
11:43
12:18
12:53
13:28
14:03
14:38
15:13
15:48
16:23
16:58
17:33
18:08
18:43
19:18
19:53
20:28
21:03
21:38
22:13
22:48
23:23
23:58
Time

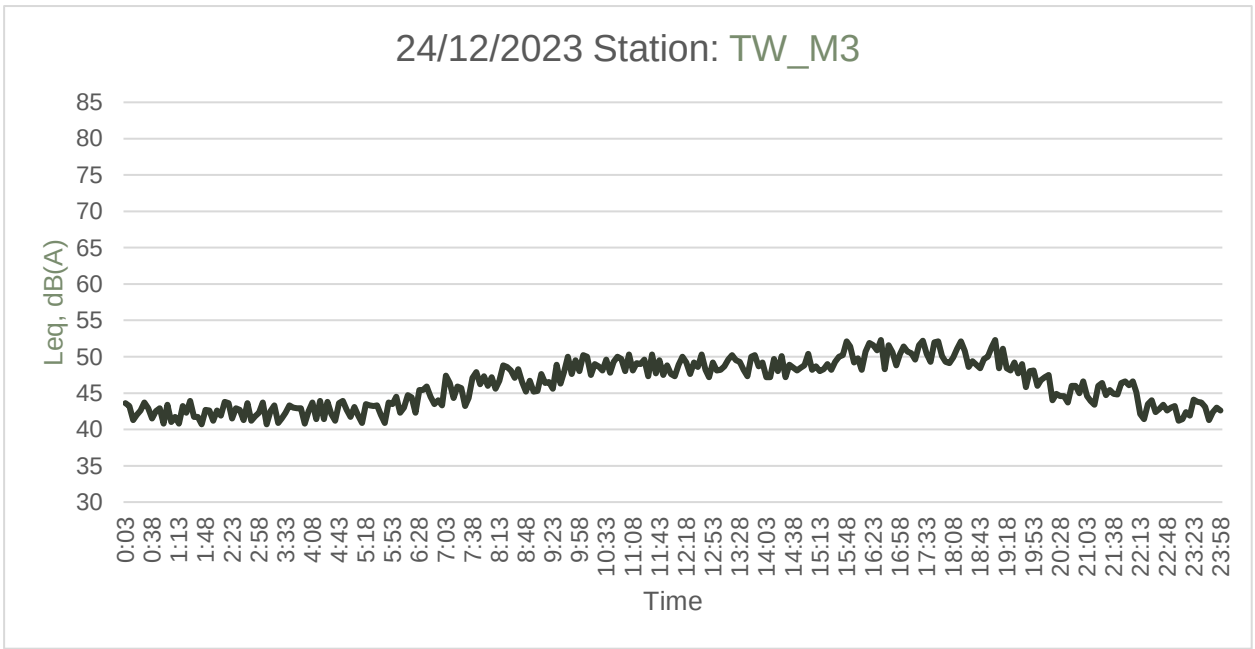
24/12/2023 Station: TW_M3
Leq, dB(A)
85
80
75
70
65
60
55
50
45
40
35
30
0:03
0:38
1:13
1:48
2:23
2:58
3:33
4:08
4:43
5:18
5:53
6:28
7:03
7:38
8:13
8:48
9:23
9:58
10:33
11:08
11:43
12:18
12:53
13:28
14:03
14:38
15:13
15:48
16:23
16:58
17:33
18:08
18:43
19:18
19:53
20:28
21:03
21:38
22:13
22:48
23:23
23:58
Time

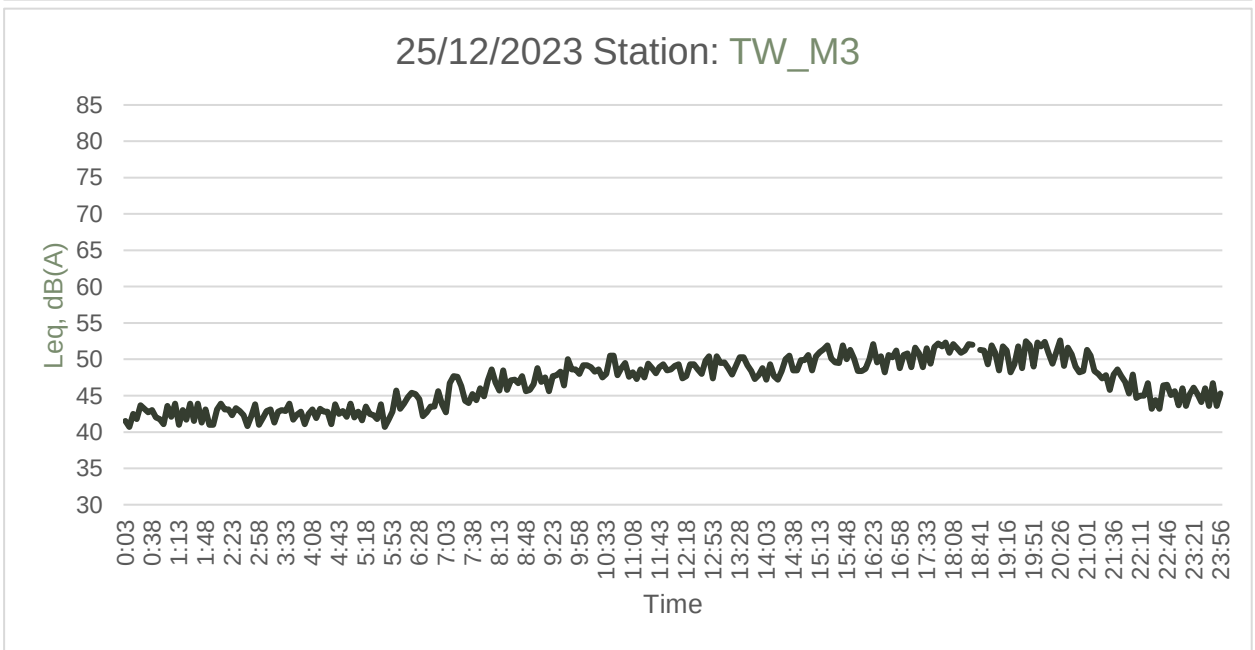
25/12/2023 Station: TW_M3
Leq, dB(A)
85
80
75
70
65
60
55
50
45
40
35
30
0:03
0:38
1:13
1:48
2:23
2:58
3:33
4:08
4:43
5:18
5:53
6:28
7:03
7:38
8:13
8:48
9:23
9:58
10:33
11:08
11:43
12:18
12:53
13:28
14:03
14:38
15:13
15:48
16:23
16:58
17:33
18:08
18:41
19:16
19:51
20:26
21:01
21:36
22:11
22:46
23:21
23:56
Time

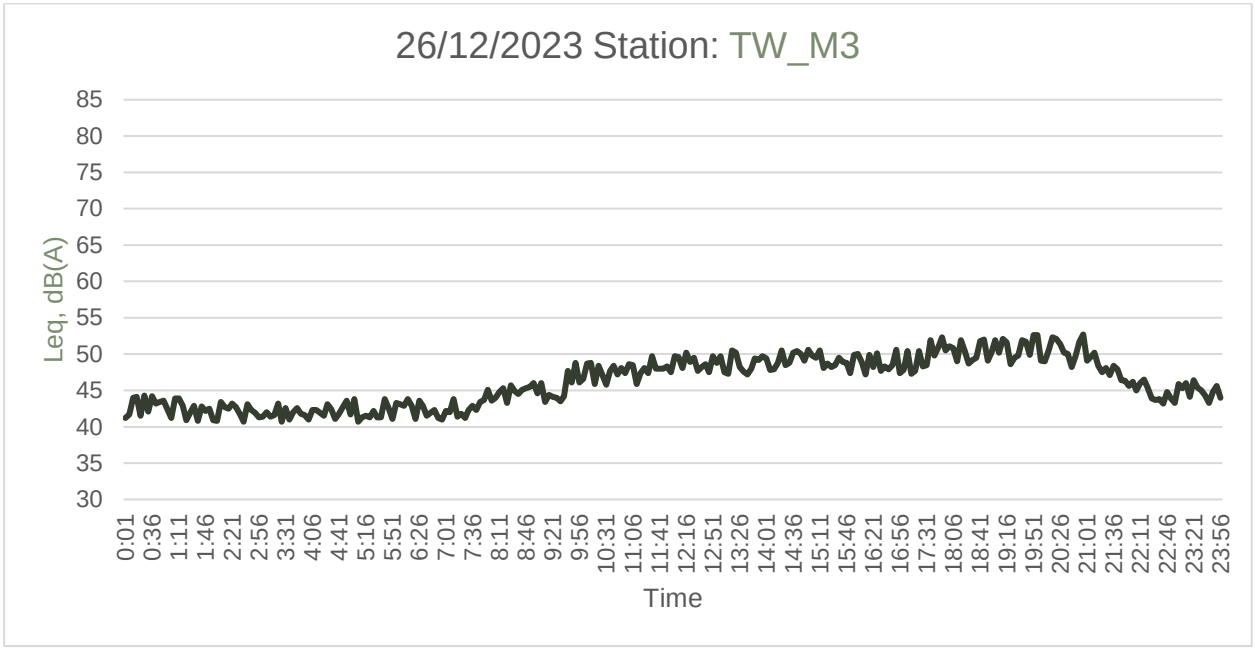
26/12/2023 Station: TW_M3
Leq, dB(A)
85
80
75
70
65
60
55
50
45
40
35
30
0:01
0:36
1:11
1:46
2:21
2:56
3:31
4:06
4:41
5:16
5:51
6:26
7:01
7:36
8:11
8:46
9:21
9:56
10:31
11:06
11:41
12:16
12:51
13:26
14:01
14:36
15:11
15:46
16:21
16:56
17:31
18:06
18:41
19:16
19:51
20:26
21:01
21:36
22:11
22:46
23:21
23:56
Time

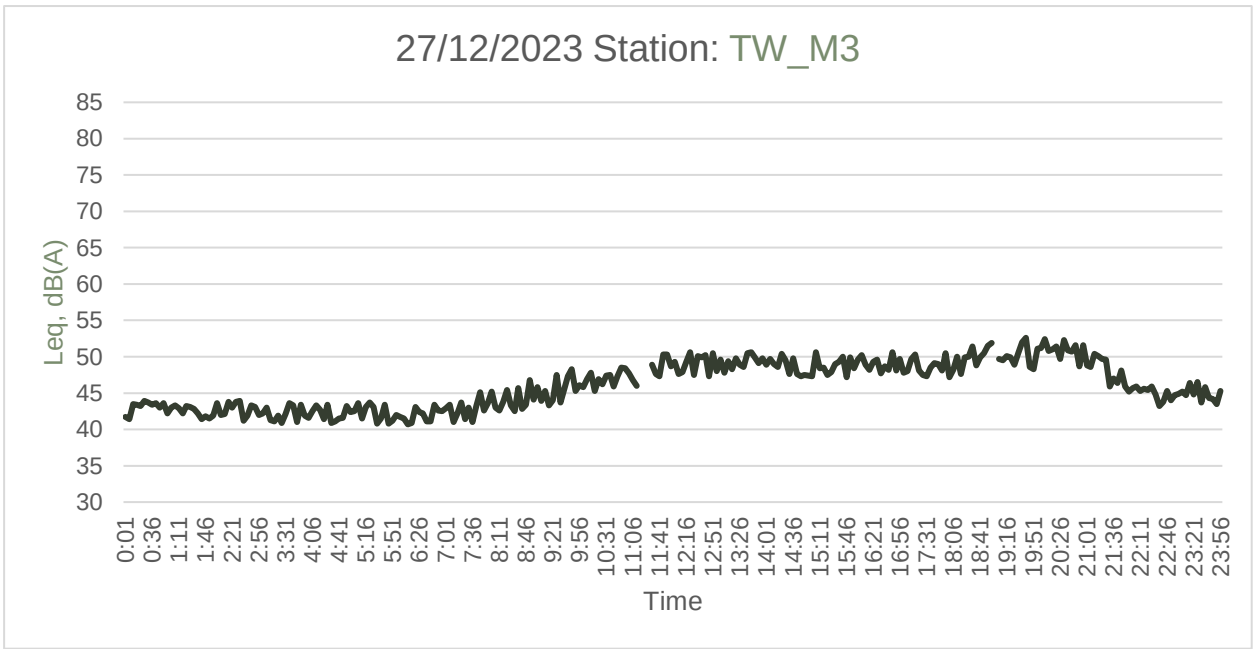
27/12/2023 Station: TW_M3
Leq, dB(A)
85
80
75
70
65
60
55
50
45
40
35
30
0:01
0:36
1:11
1:46
2:21
2:56
3:31
4:06
4:41
5:16
5:51
6:26
7:01
7:36
8:11
8:46
9:21
9:56
10:31
11:06
11:41
12:16
12:51
13:26
14:01
14:36
15:11
15:46
16:21
16:56
17:31
18:06
18:41
19:16
19:51
20:26
21:01
21:36
22:11
22:46
23:21
23:56
Time

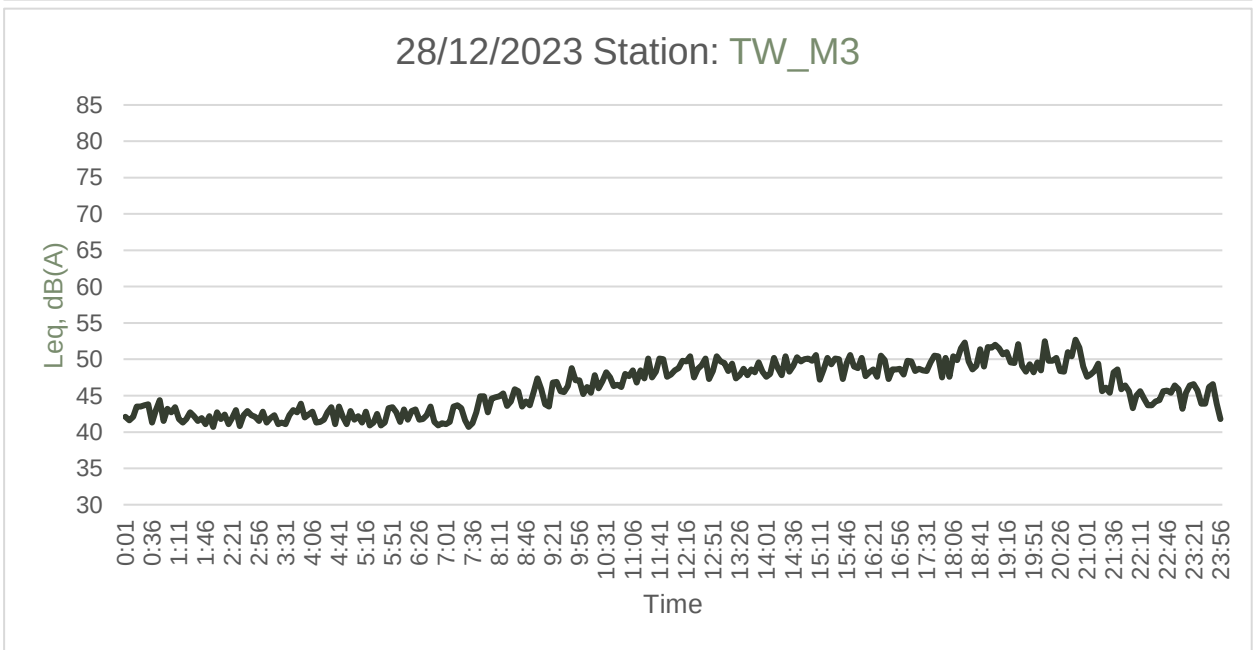
28/12/2023 Station: TW_M3
Leq, dB(A)
85
80
75
70
65
60
55
50
45
40
35
30
0:01
0:36
1:11
1:46
2:21
2:56
3:31
4:06
4:41
5:16
5:51
6:26
7:01
7:36
8:11
8:46
9:21
9:56
10:31
11:06
11:41
12:16
12:51
13:26
14:01
14:36
15:11
15:46
16:21
16:56
17:31
18:06
18:41
19:16
19:51
20:26
21:01
21:36
22:11
22:46
23:21
23:56
Time

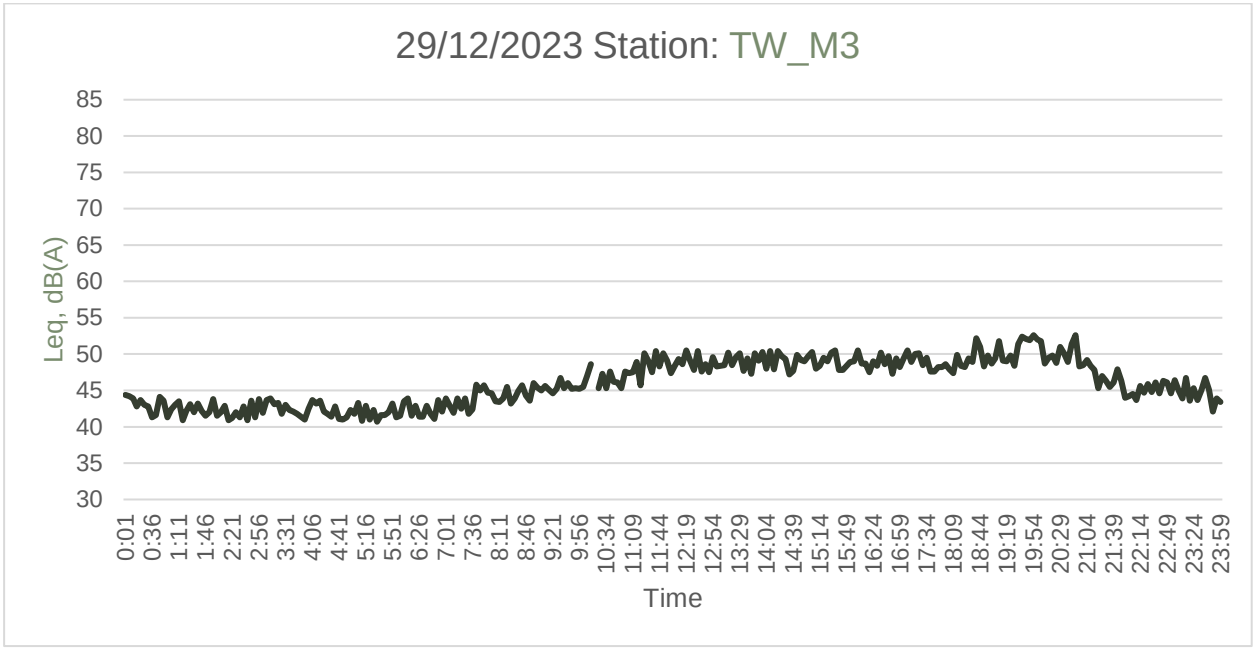
29/12/2023 Station: TW_M3
Leq, dB(A)
85
80
75
70
65
60
55
50
45
40
35
30
0:01 0:36 1:11 1:46 2:21 2:56 3:31 4:06 4:41 5:16 5:51 6:26 7:01 7:36 8:11 8:46 9:21 9:56 10:34 11:09 11:44 12:19 12:54 13:29 14:04 14:39 15:14 15:49 16:24 16:59 17:34 18:09 18:44 19:19 19:54 20:29 21:04 21:39 22:14 22:49 23:24 23:59
Time

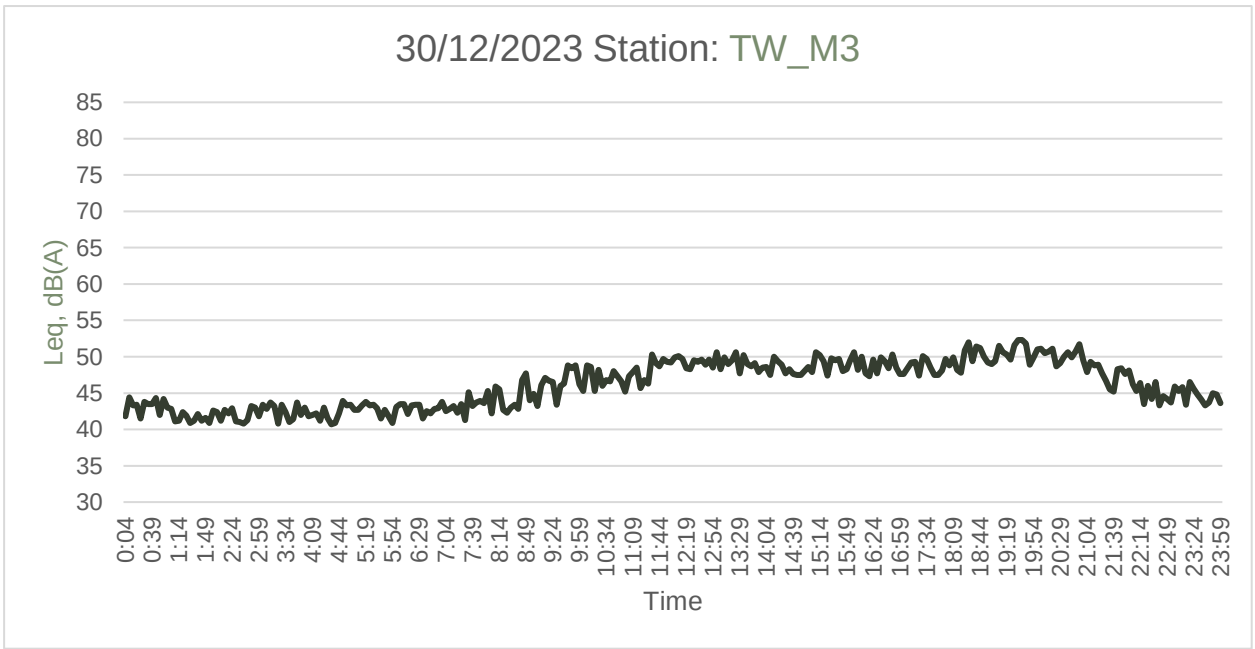
30/12/2023 Station: TW_M3
Leq, dB(A)
85
80
75
70
65
60
55
50
45
40
35
30
0:04 0:39 1:14 1:49 2:24 2:59 3:34 4:09 4:44 5:19 5:54 6:29 7:04 7:39 8:14 8:49 9:24 9:59 10:34 11:09 11:44 12:19 12:54 13:29 14:04 14:39 15:14 15:49 16:24 16:59 17:34 18:09 18:44 19:19 19:54 20:29 21:04 21:39 22:14 22:49 23:24 23:59
Time

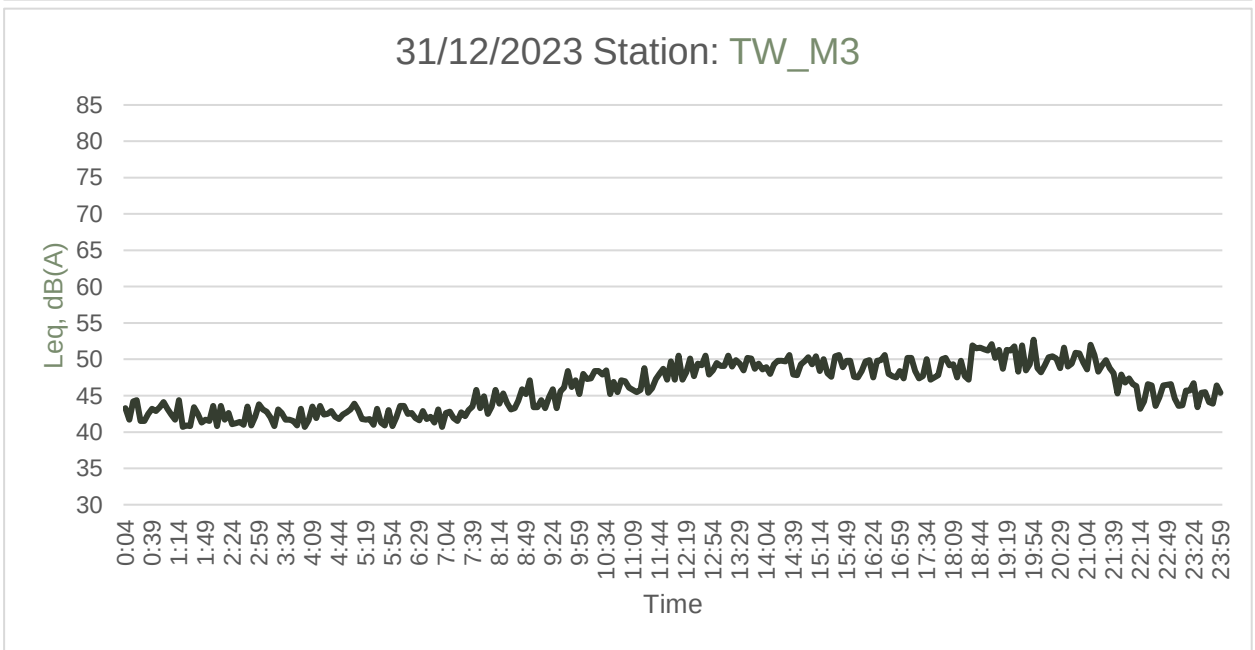
31/12/2023 Station: TW_M3
Leq, dB(A)
85
80
75
70
65
60
55
50
45
40
35
30
0:04 0:39 1:14 1:49 2:24 2:59 3:34 4:09 4:44 5:19 5:54 6:29 7:04 7:39 8:14 8:49 9:24 9:59 10:34 11:09 11:44 12:19 12:54 13:29 14:04 14:39 15:14 15:49 16:24 16:59 17:34 18:09 18:44 19:19 19:54 20:29 21:04 21:39 22:14 22:49 23:24 23:59
Time

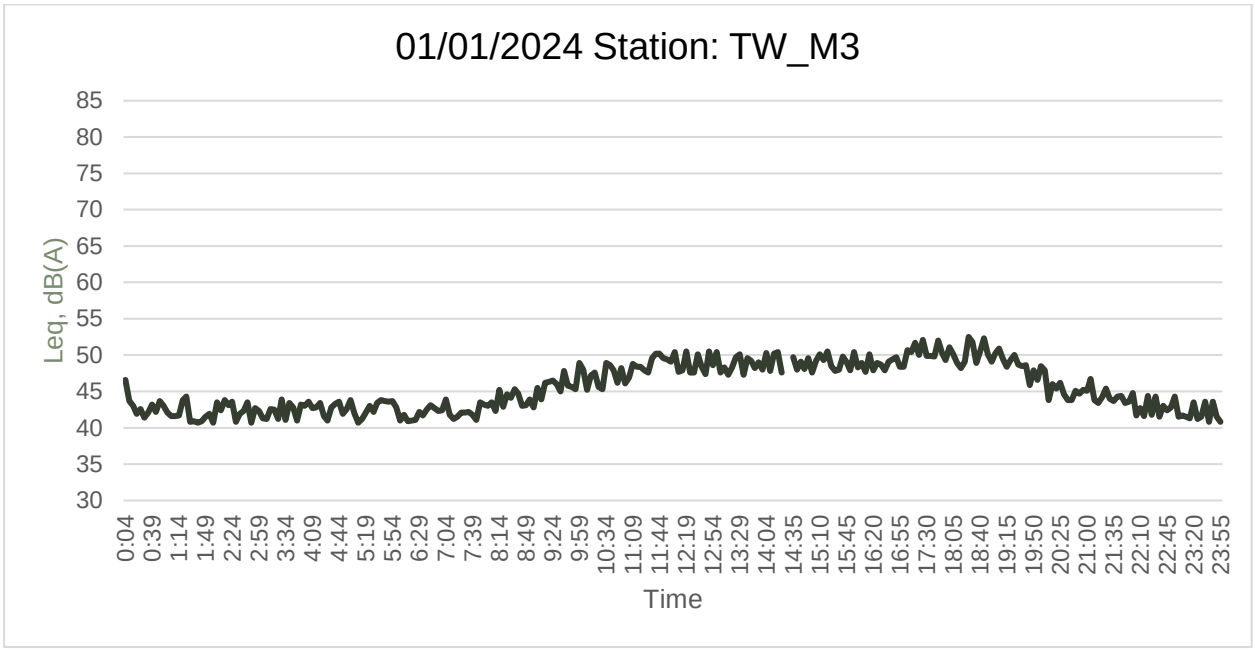
01/01/2024 Station: TW_M3
Leq, dB(A)
85
80
75
70
65
60
55
50
45
40
35
30
0:04
0:39
1:14
1:49
2:24
2:59
3:34
4:09
4:44
5:19
5:54
6:29
7:04
7:39
8:14
8:49
9:24
9:59
10:34
11:09
11:44
12:19
12:54
13:29
14:04
14:35
15:10
15:45
16:20
16:55
17:30
18:05
18:40
19:15
19:50
20:25
21:00
21:35
22:10
22:45
23:20
23:55
Time

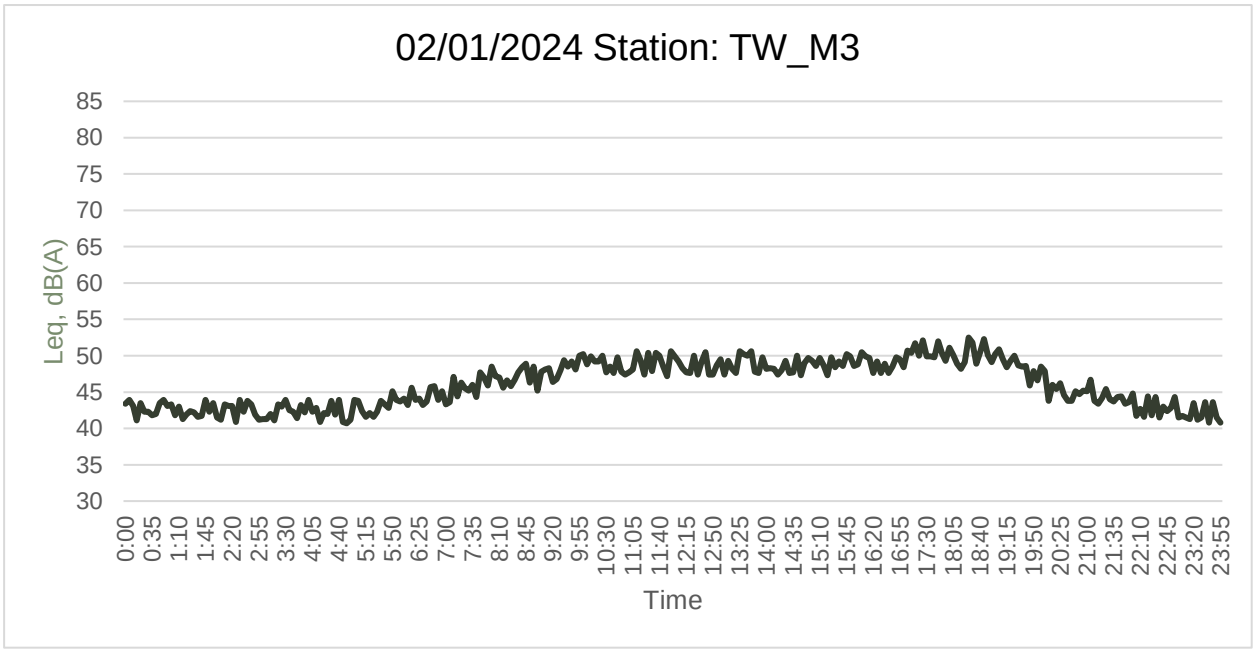
02/01/2024 Station: TW_M3
Leq, dB(A)
85
80
75
70
65
60
55
50
45
40
35
30
0:00
0:35
1:10
1:45
2:20
2:55
3:30
4:05
4:40
5:15
5:50
6:25
7:00
7:35
8:10
8:45
9:20
9:55
10:30
11:05
11:40
12:15
12:50
13:25
14:00
14:35
15:10
15:45
16:20
16:55
17:30
18:05
18:40
19:15
19:50
20:25
21:00
21:35
22:10
22:45
23:20
23:55
Time

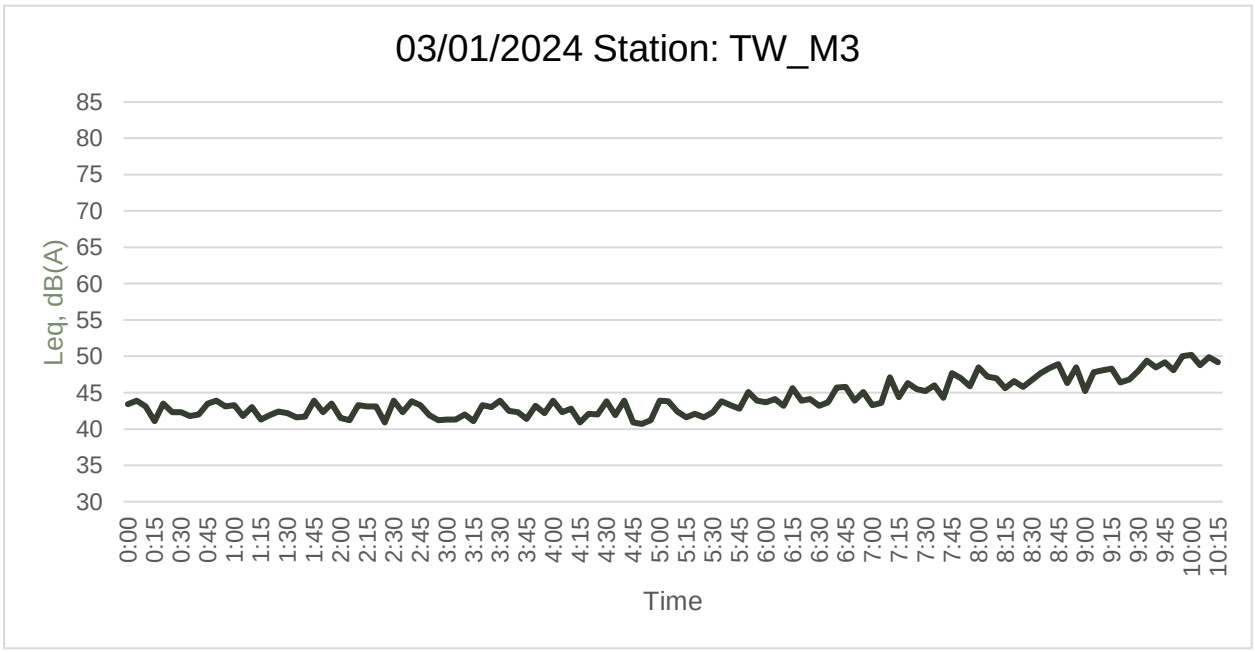
03/01/2024 Station: TW_M3
Leq, dB(A)
85
80
75
70
65
60
55
50
45
40
35
30
0:00
0:15
0:30
0:45
1:00
1:15
1:30
1:45
2:00
2:15
2:30
2:45
3:00
3:15
3:30
3:45
4:00
4:15
4:30
4:45
5:00
5:15
5:30
5:45
6:00
6:15
6:30
6:45
7:00
7:15
7:30
7:45
8:00
8:15
8:30
8:45
9:00
9:15
9:30
9:45
10:00
10:15
Time

Appendix 4-6 Baseline Noise Monitoring Results at LFT_M1

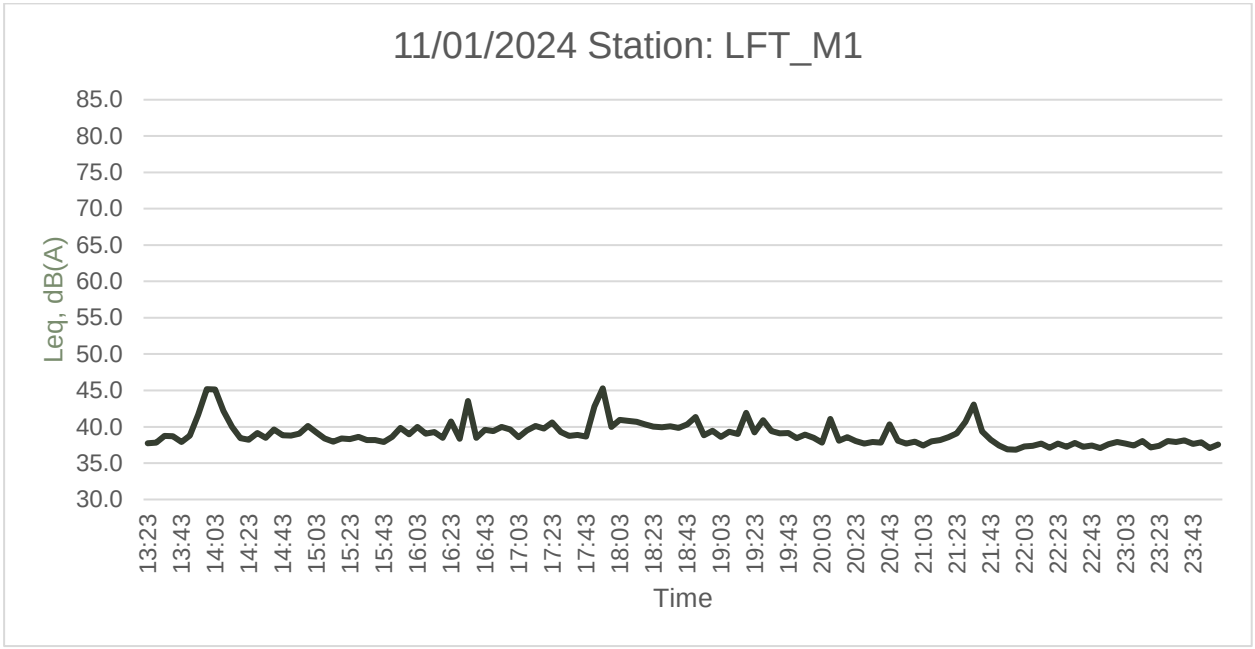
11/01/2024 Station: LFT_M1
Leq, dB(A)
85.0
80.0
75.0
70.0
65.0
60.0
55.0
50.0
45.0
40.0
35.0
30.0
13:23
13:43
14:03
14:23
14:43
15:03
15:23
15:43
16:03
16:23
16:43
17:03
17:23
17:43
18:03
18:23
18:43
19:03
19:23
19:43
20:03
20:23
20:43
21:03
21:23
21:43
22:03
22:23
22:43
23:03
23:23
23:43
Time

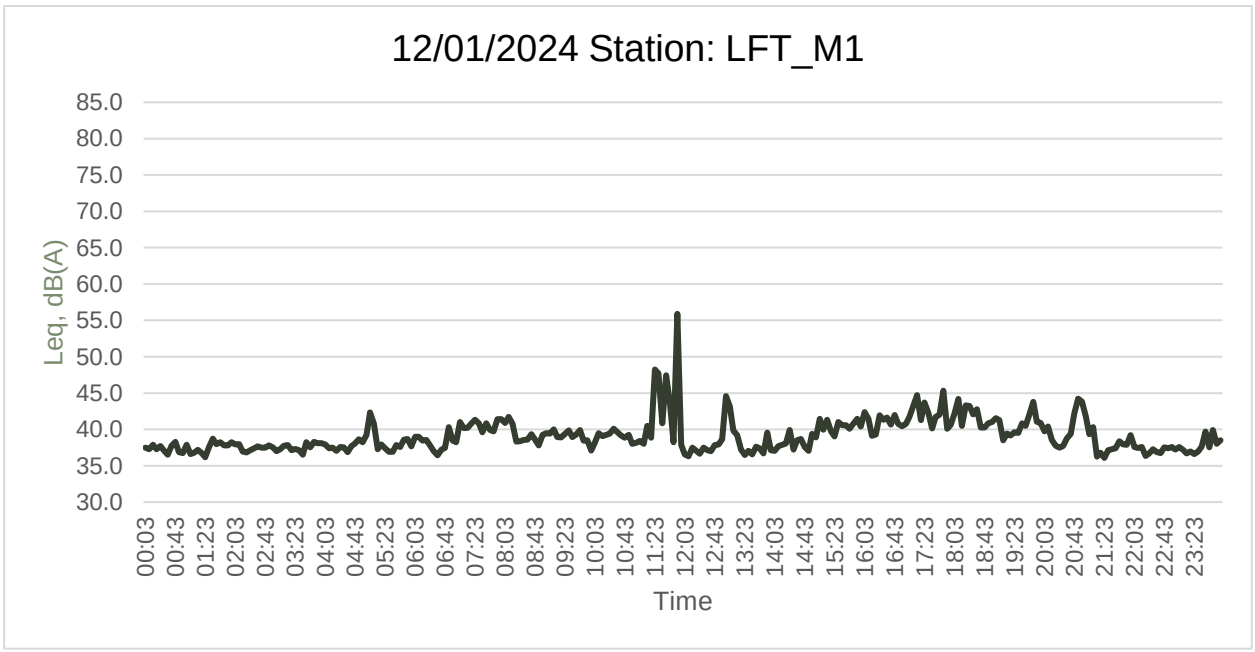
12/01/2024 Station: LFT_M1
Leq, dB(A)
85.0
80.0
75.0
70.0
65.0
60.0
55.0
50.0
45.0
40.0
35.0
30.0
00:03
00:43
01:23
02:03
02:43
03:23
04:03
04:43
05:23
06:03
06:43
07:23
08:03
08:43
09:23
10:03
10:43
11:23
12:03
12:43
13:23
14:03
14:43
15:23
16:03
16:43
17:23
18:03
18:43
19:23
20:03
20:43
21:23
22:03
22:43
23:23
Time

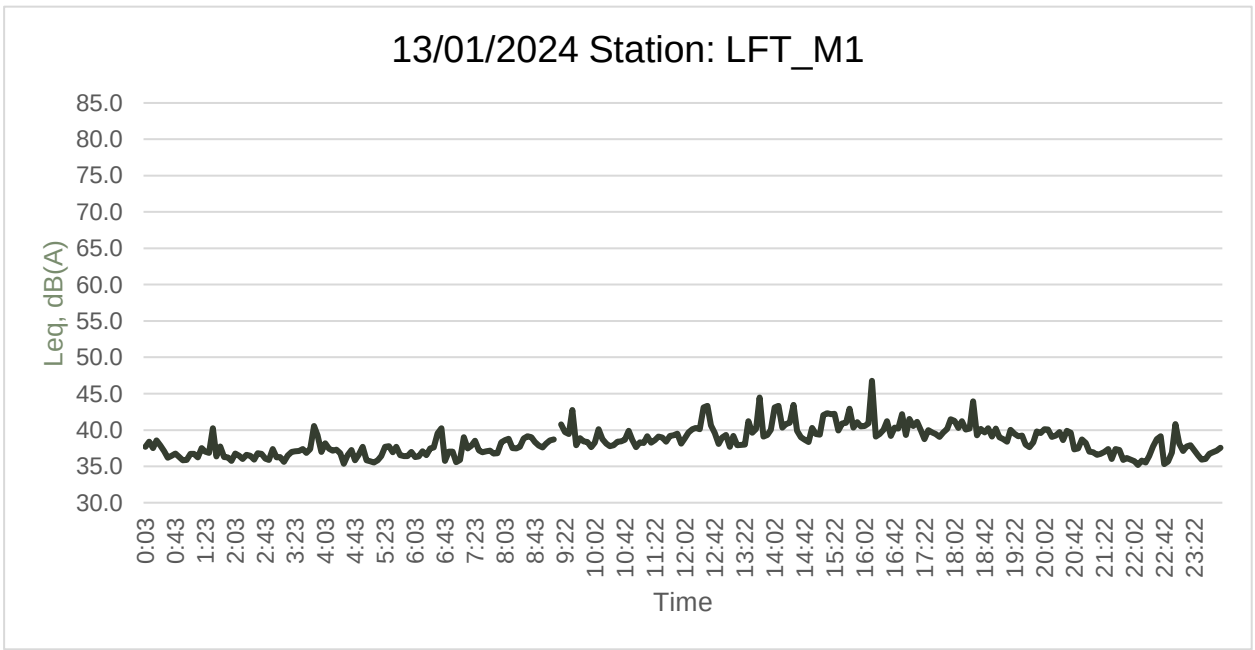
13/01/2024 Station: LFT_M1
Leq, dB(A)
85.0
80.0
75.0
70.0
65.0
60.0
55.0
50.0
45.0
40.0
35.0
30.0
0:03
0:43
1:23
2:03
2:43
3:23
4:03
4:43
5:23
6:03
6:43
7:23
8:03
8:43
9:22
10:02
10:42
11:22
12:02
12:42
13:22
14:02
14:42
15:22
16:02
16:42
17:22
18:02
18:42
19:22
20:02
20:42
21:22
22:02
22:42
23:22
Time

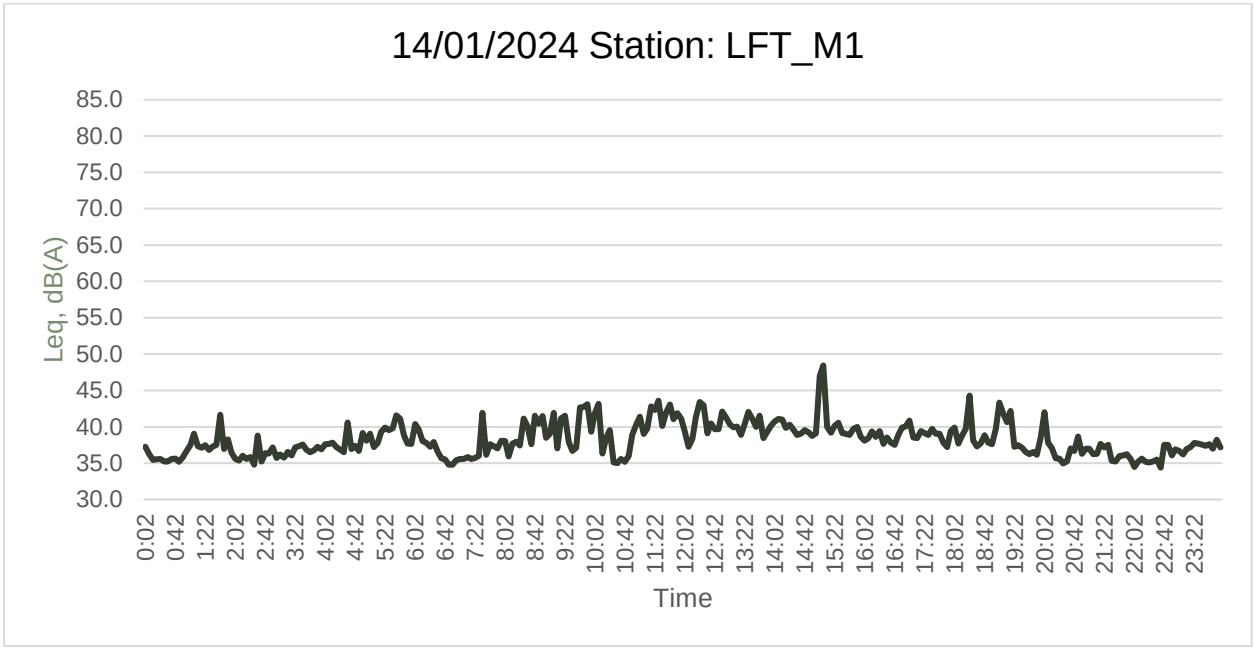
14/01/2024 Station: LFT_M1
Leq, dB(A)
85.0
80.0
75.0
70.0
65.0
60.0
55.0
50.0
45.0
40.0
35.0
30.0
0:02 0:42 1:22 2:02 2:42 3:22 4:02 4:42 5:22 6:02 6:42 7:22 8:02 8:42 9:22 10:02 10:42 11:22 12:02 12:42 13:22 14:02 14:42 15:22 16:02 16:42 17:22 18:02 18:42 19:22 20:02 20:42 21:22 22:02 22:42 23:22
Time

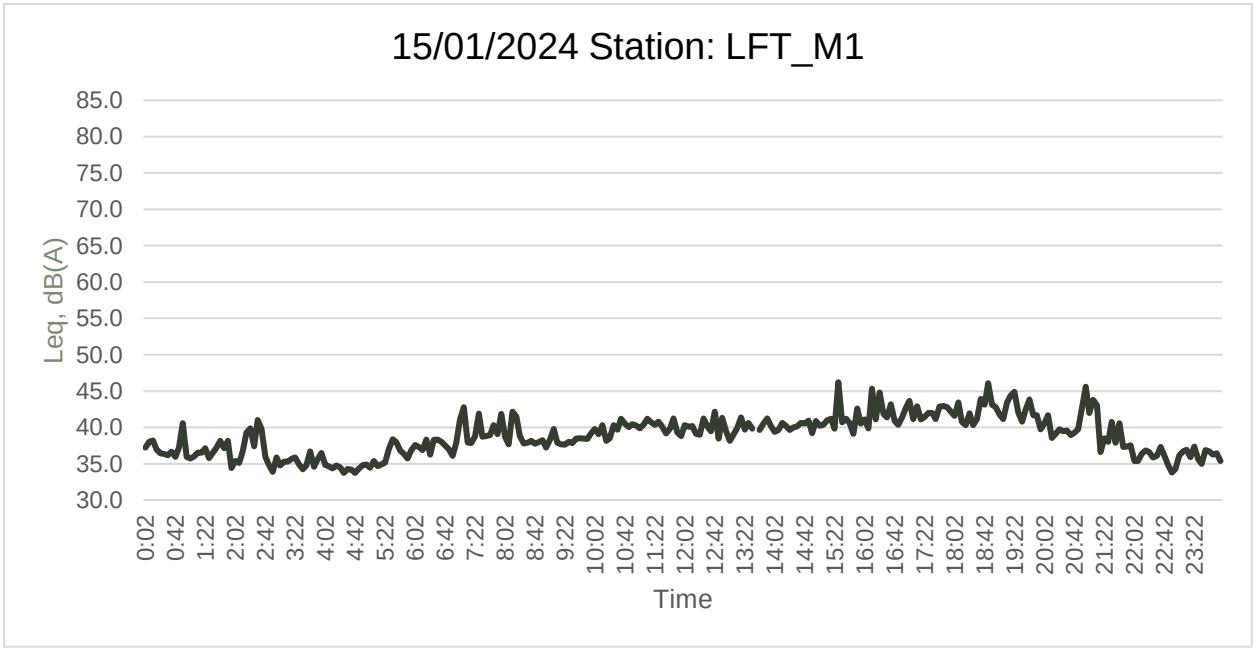
15/01/2024 Station: LFT_M1
Leq, dB(A)
85.0
80.0
75.0
70.0
65.0
60.0
55.0
50.0
45.0
40.0
35.0
30.0
0:02 0:42 1:22 2:02 2:42 3:22 4:02 4:42 5:22 6:02 6:42 7:22 8:02 8:42 9:22 10:02 10:42 11:22 12:02 12:42 13:22 14:02 14:42 15:22 16:02 16:42 17:22 18:02 18:42 19:22 20:02 20:42 21:22 22:02 22:42 23:22
Time

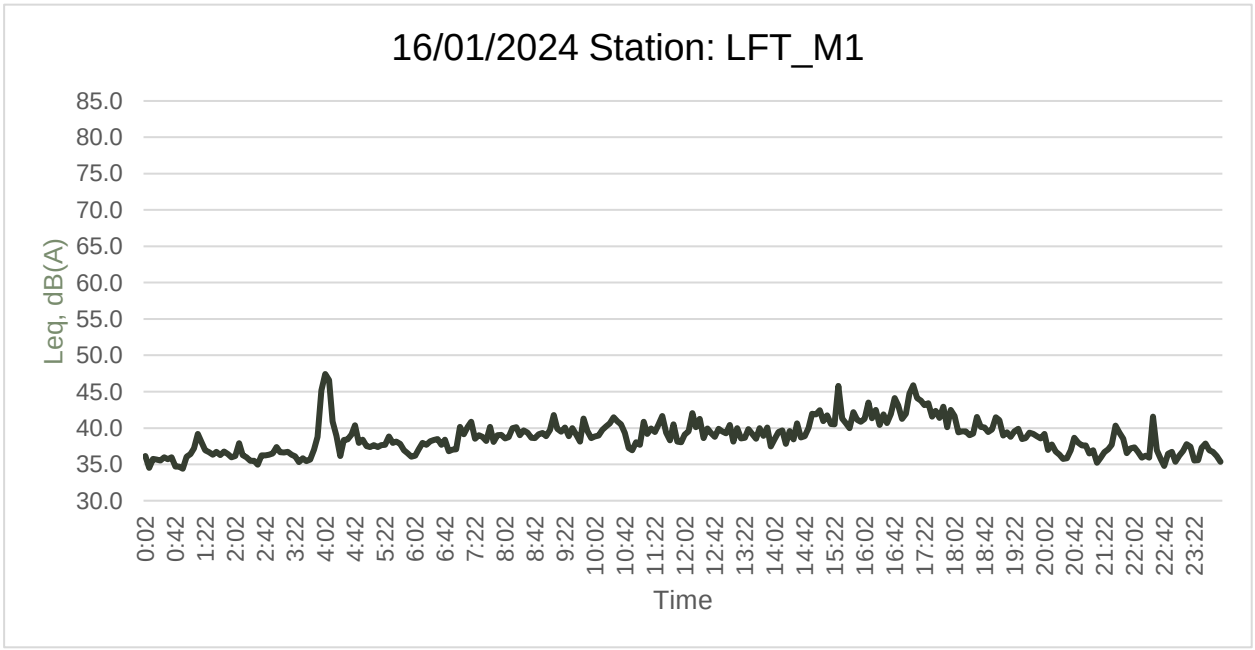
16/01/2024 Station: LFT_M1
Leq, dB(A)
85.0
80.0
75.0
70.0
65.0
60.0
55.0
50.0
45.0
40.0
35.0
30.0
0:02 0:42 1:22 2:02 2:42 3:22 4:02 4:42 5:22 6:02 6:42 7:22 8:02 8:42 9:22 10:02 10:42 11:22 12:02 12:42 13:22 14:02 14:42 15:22 16:02 16:42 17:22 18:02 18:42 19:22 20:02 20:42 21:22 22:02 22:42 23:22
Time

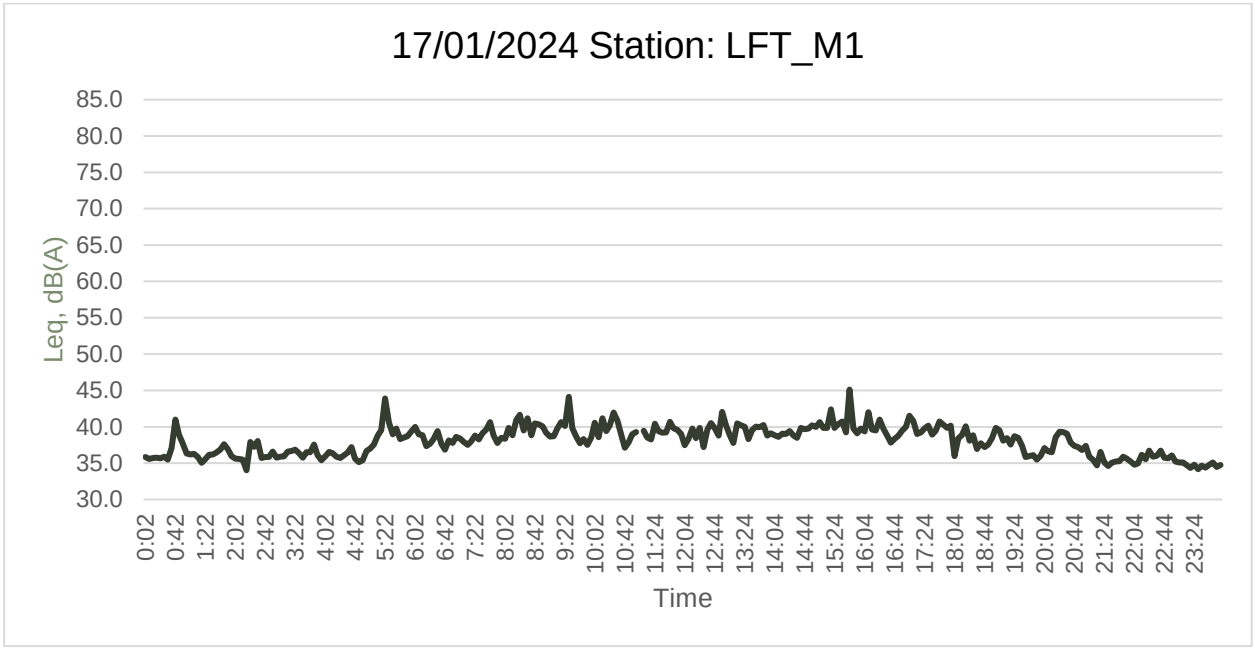
17/01/2024 Station: LFT_M1
Leq, dB(A)
85.0
80.0
75.0
70.0
65.0
60.0
55.0
50.0
45.0
40.0
35.0
30.0
0:02
0:42
1:22
2:02
2:42
3:22
4:02
4:42
5:22
6:02
6:42
7:22
8:02
8:42
9:22
10:02
10:42
11:24
12:04
12:44
13:24
14:04
14:44
15:24
16:04
16:44
17:24
18:04
18:44
19:24
20:04
20:44
21:24
22:04
22:44
23:24
Time

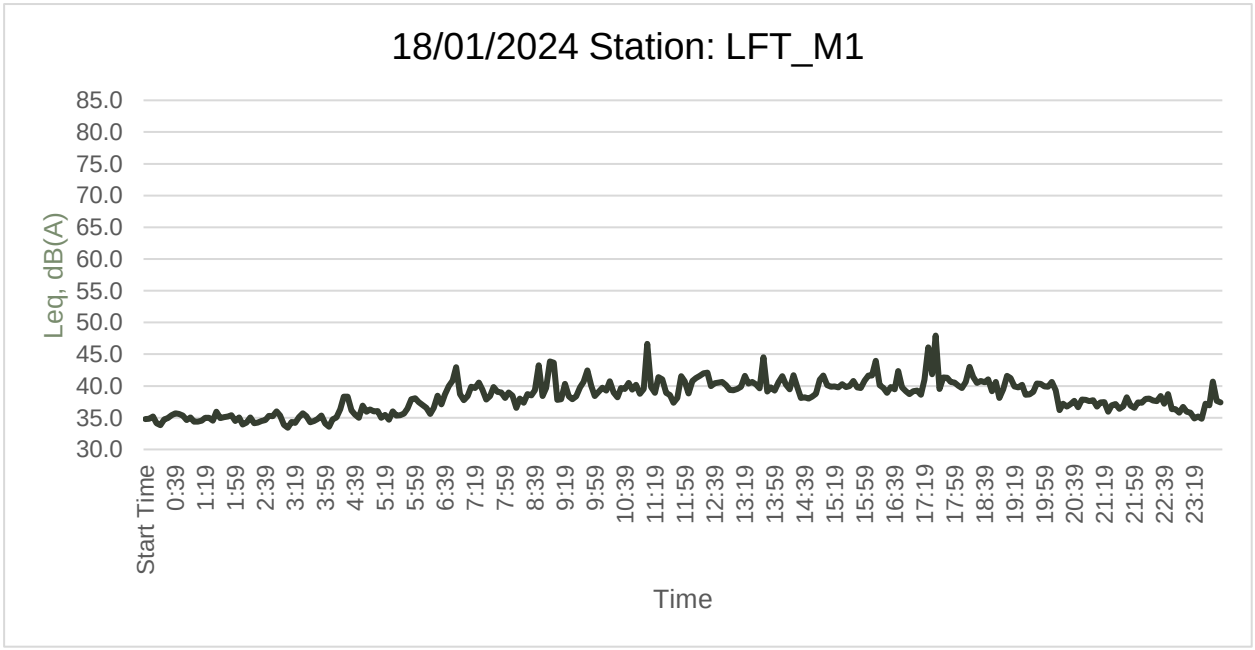
18/01/2024 Station: LFT_M1
Leq, dB(A)
85.0
80.0
75.0
70.0
65.0
60.0
55.0
50.0
45.0
40.0
35.0
30.0
Start Time
0:39
1:19
1:59
2:39
3:19
3:59
4:39
5:19
5:59
6:39
7:19
7:59
8:39
9:19
9:59
10:39
11:19
11:59
12:39
13:19
13:59
14:39
15:19
15:59
16:39
17:19
17:59
18:39
19:19
19:59
20:39
21:19
21:59
22:39
23:19
Time

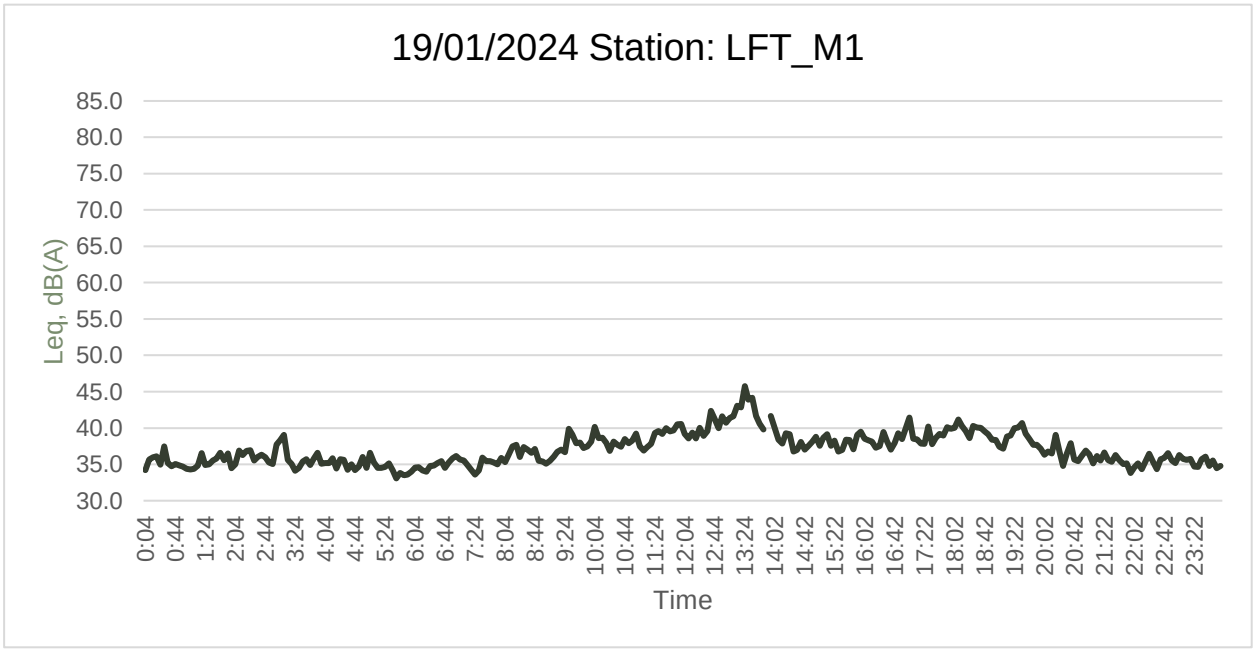
19/01/2024 Station: LFT_M1
Leq, dB(A)
85.0
80.0
75.0
70.0
65.0
60.0
55.0
50.0
45.0
40.0
35.0
30.0
0:04
0:44
1:24
2:04
2:44
3:24
4:04
4:44
5:24
6:04
6:44
7:24
8:04
8:44
9:24
10:04
10:44
11:24
12:04
12:44
13:24
14:02
14:42
15:22
16:02
16:42
17:22
18:02
18:42
19:22
20:02
20:42
21:22
22:02
22:42
23:22
Time

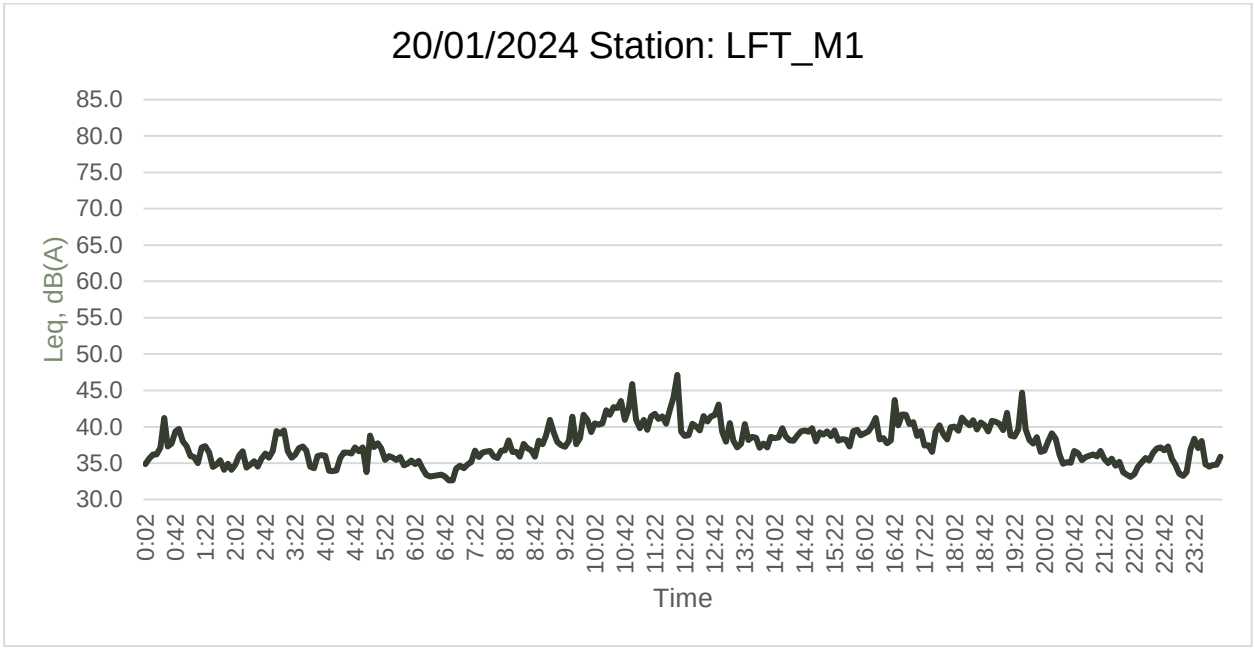
20/01/2024 Station: LFT_M1
Leq, dB(A)
85.0
80.0
75.0
70.0
65.0
60.0
55.0
50.0
45.0
40.0
35.0
30.0
0:02 0:42 1:22 2:02 2:42 3:22 4:02 4:42 5:22 6:02 6:42 7:22 8:02 8:42 9:22 10:02 10:42 11:22 12:02 12:42 13:22 14:02 14:42 15:22 16:02 16:42 17:22 18:02 18:42 19:22 20:02 20:42 21:22 22:02 22:42 23:22
Time

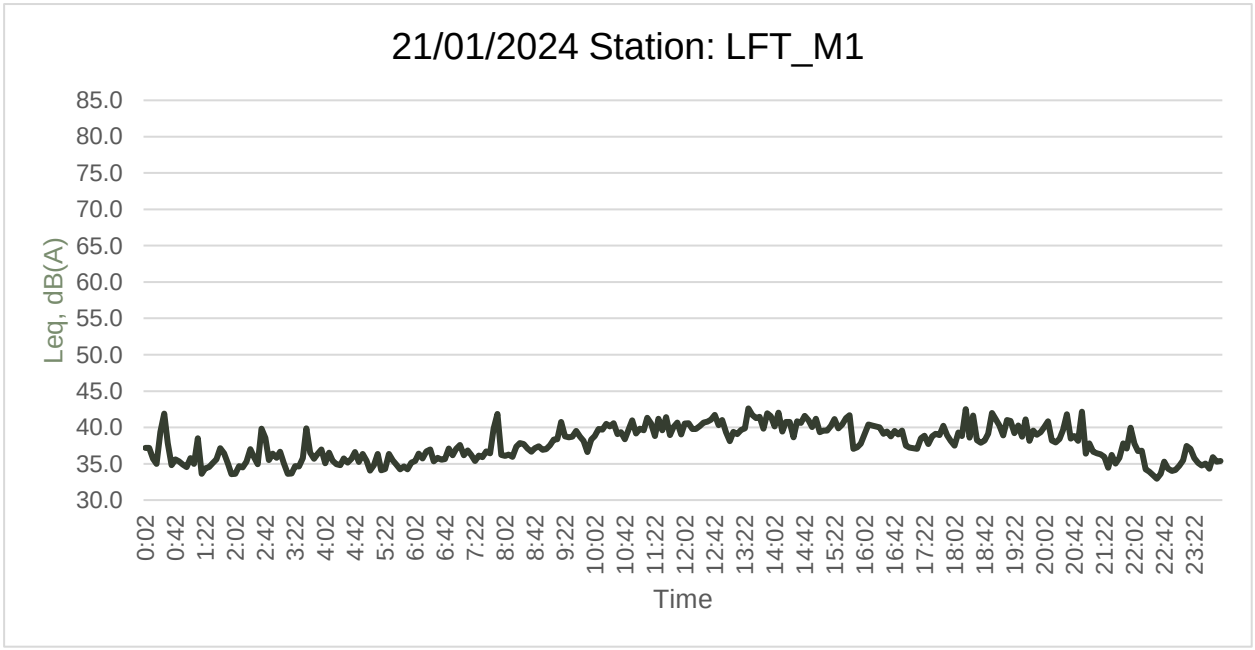
21/01/2024 Station: LFT_M1
Leq, dB(A)
85.0
80.0
75.0
70.0
65.0
60.0
55.0
50.0
45.0
40.0
35.0
30.0
0:02 0:42 1:22 2:02 2:42 3:22 4:02 4:42 5:22 6:02 6:42 7:22 8:02 8:42 9:22 10:02 10:42 11:22 12:02 12:42 13:22 14:02 14:42 15:22 16:02 16:42 17:22 18:02 18:42 19:22 20:02 20:42 21:22 22:02 22:42 23:22
Time

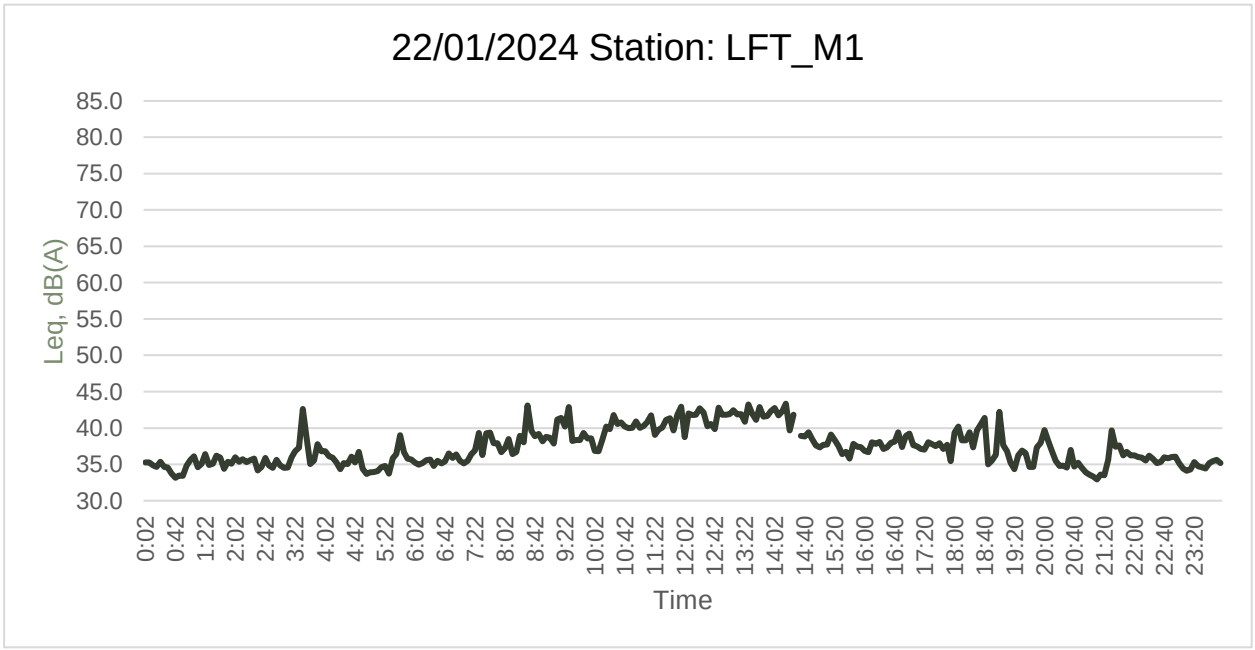
22/01/2024 Station: LFT_M1
Leq, dB(A)
85.0
80.0
75.0
70.0
65.0
60.0
55.0
50.0
45.0
40.0
35.0
30.0
0:02 0:42 1:22 2:02 2:42 3:22 4:02 4:42 5:22 6:02 6:42 7:22 8:02 8:42 9:22 10:02 10:42 11:22 12:02 12:42 13:22 14:02 14:40 15:20 16:00 16:40 17:20 18:00 18:40 19:20 20:00 20:40 21:20 22:00 22:40 23:20
Time

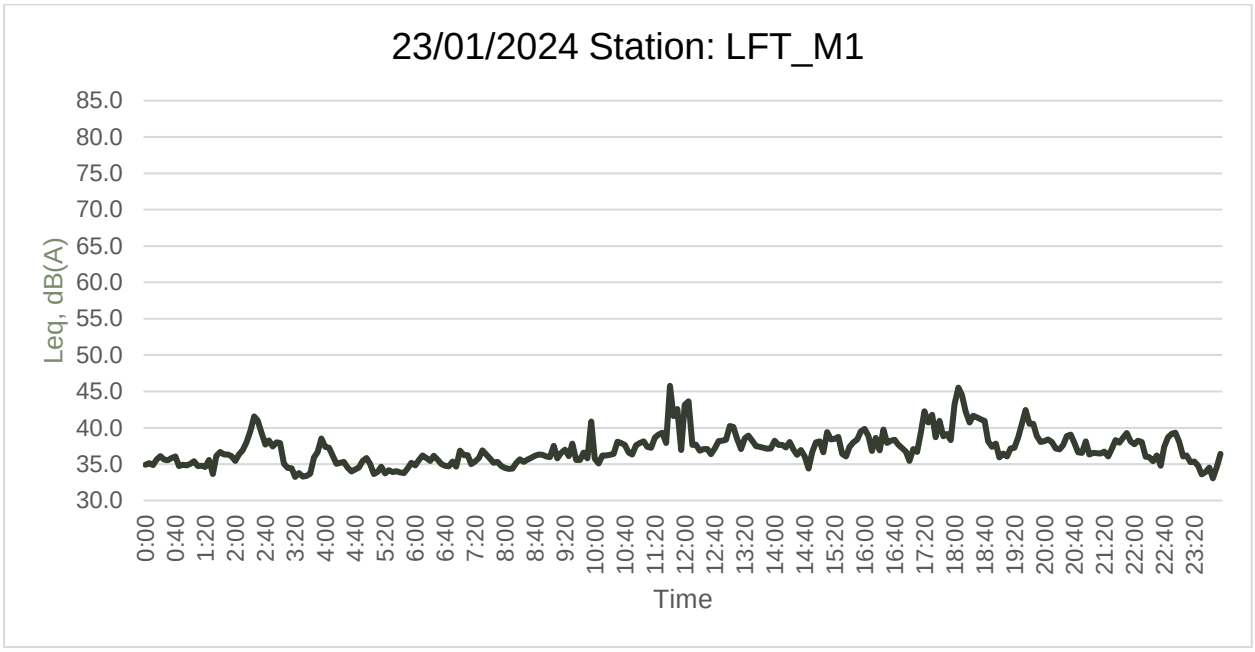
23/01/2024 Station: LFT_M1
Leq, dB(A)
85.0
80.0
75.0
70.0
65.0
60.0
55.0
50.0
45.0
40.0
35.0
30.0
0:00 0:40 1:20 2:00 2:40 3:20 4:00 4:40 5:20 6:00 6:40 7:20 8:00 8:40 9:20 10:00 10:40 11:20 12:00 12:40 13:20 14:00 14:40 15:20 16:00 16:40 17:20 18:00 18:40 19:20 20:00 20:40 21:20 22:00 22:40 23:20
Time

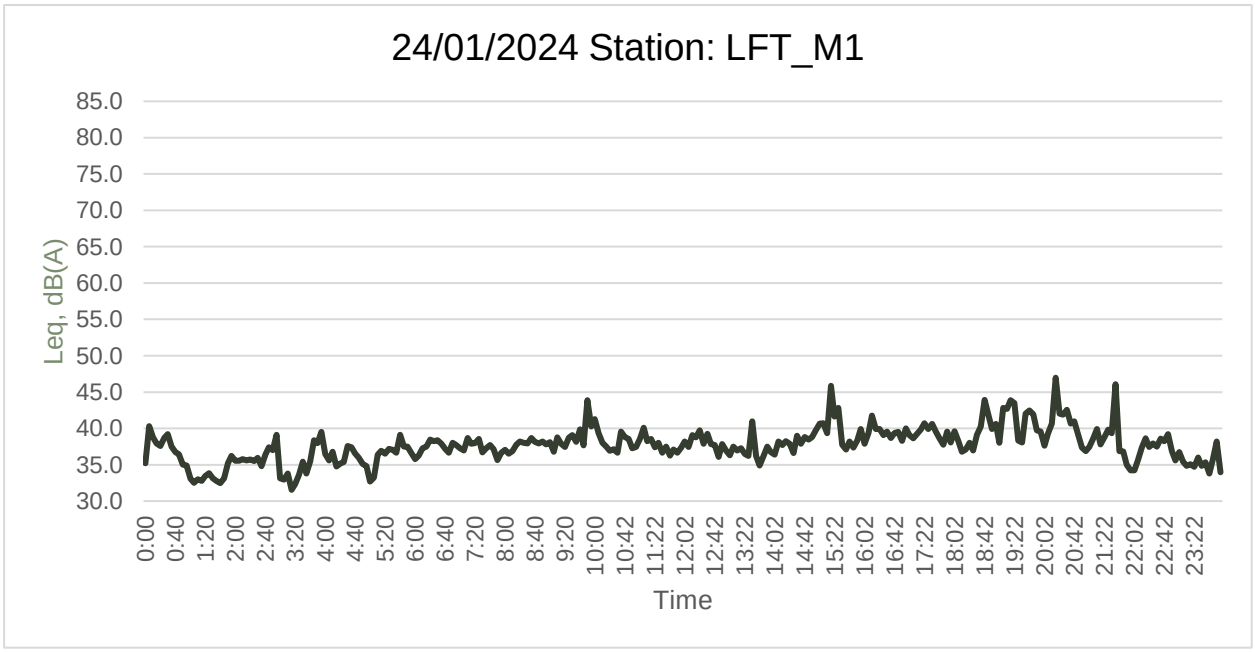
24/01/2024 Station: LFT_M1
Leq, dB(A)
85.0
80.0
75.0
70.0
65.0
60.0
55.0
50.0
45.0
40.0
35.0
30.0
0:00 0:40 1:20 2:00 2:40 3:20 4:00 4:40 5:20 6:00 6:40 7:20 8:00 8:40 9:20 10:00 10:42 11:22 12:02 12:42 13:22 14:02 14:42 15:22 16:02 16:42 17:22 18:02 18:42 19:22 20:02 20:42 21:22 22:02 22:42 23:22
Time

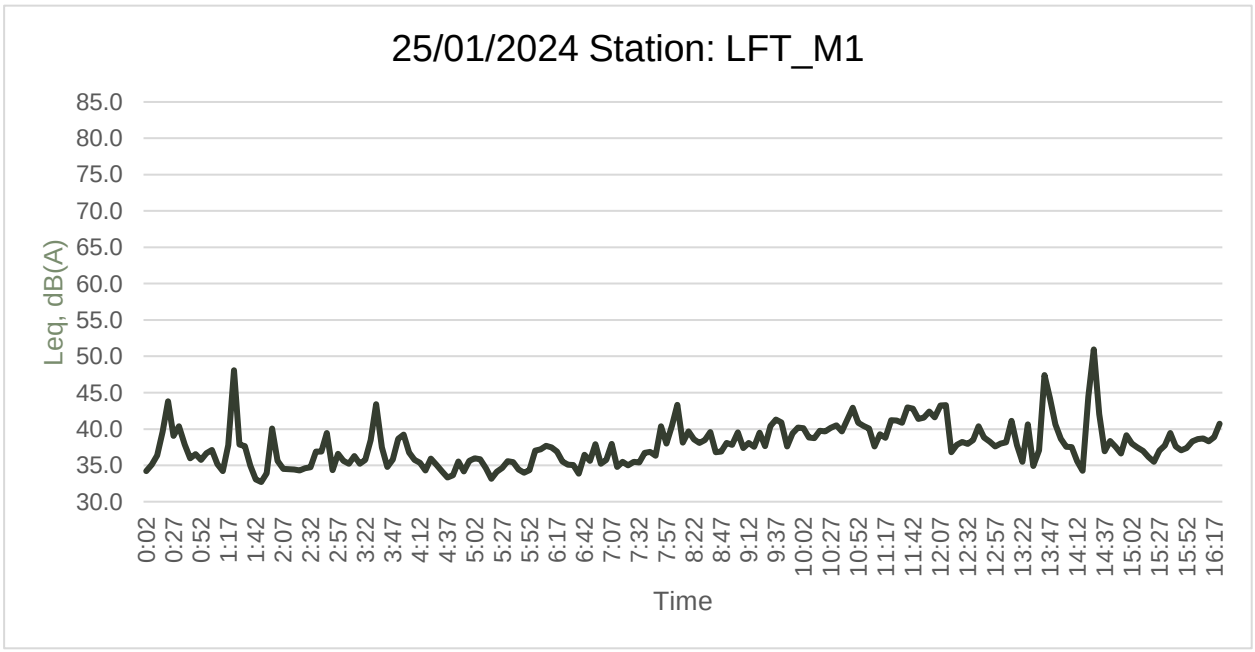
25/01/2024 Station: LFT_M1
Leq, dB(A)
85.0
80.0
75.0
70.0
65.0
60.0
55.0
50.0
45.0
40.0
35.0
30.0
0:02 0:27 0:52 1:17 1:42 2:07 2:32 2:57 3:22 3:47 4:12 4:37 5:02 5:27 5:52 6:17 6:42 7:07 7:32 7:57 8:22 8:47 9:12 9:37 10:02 10:27 10:52 11:17 11:42 12:07 12:32 12:57 13:22 13:47 14:12 14:37 15:02 15:27 15:52 16:17
Time

Appendix 4-7 Baseline Noise Monitoring Results at LFT_M3A

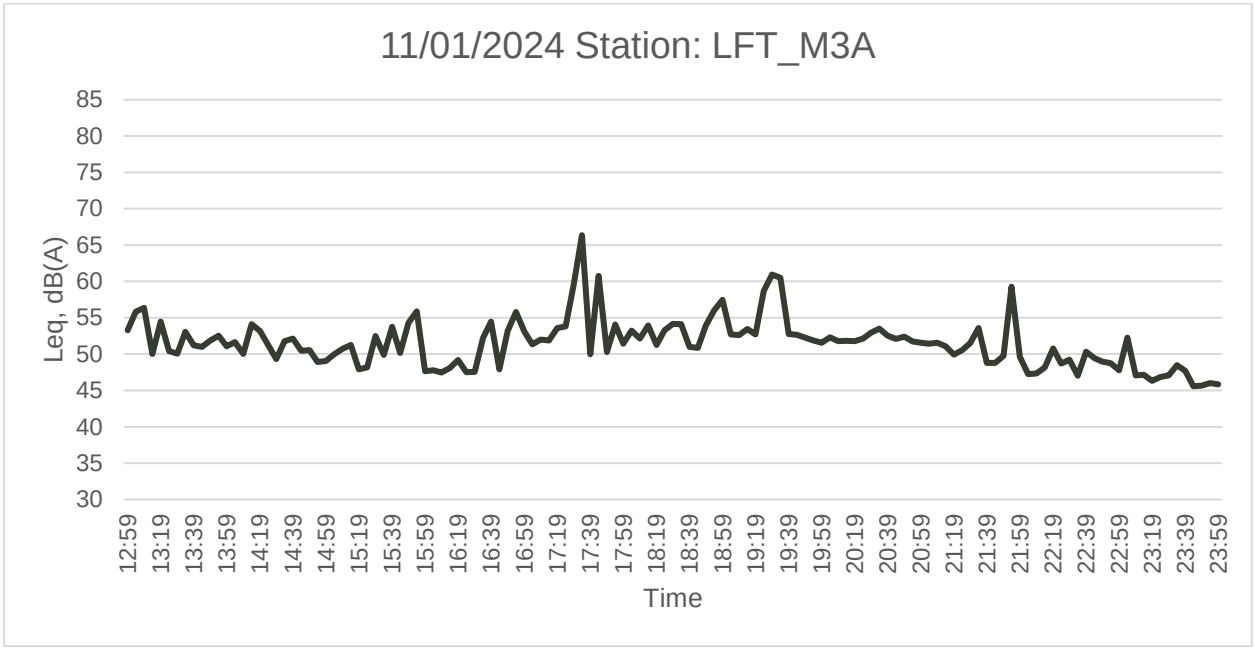
11/01/2024 Station: LFT_M3A
Leq, dB(A)
85
80
75
70
65
60
55
50
45
40
35
30
12:59
13:19
13:39
13:59
14:19
14:39
14:59
15:19
15:39
15:59
16:19
16:39
16:59
17:19
17:39
17:59
18:19
18:39
18:59
19:19
19:39
19:59
20:19
20:39
20:59
21:19
21:39
21:59
22:19
22:39
22:59
23:19
23:39
23:59
Time

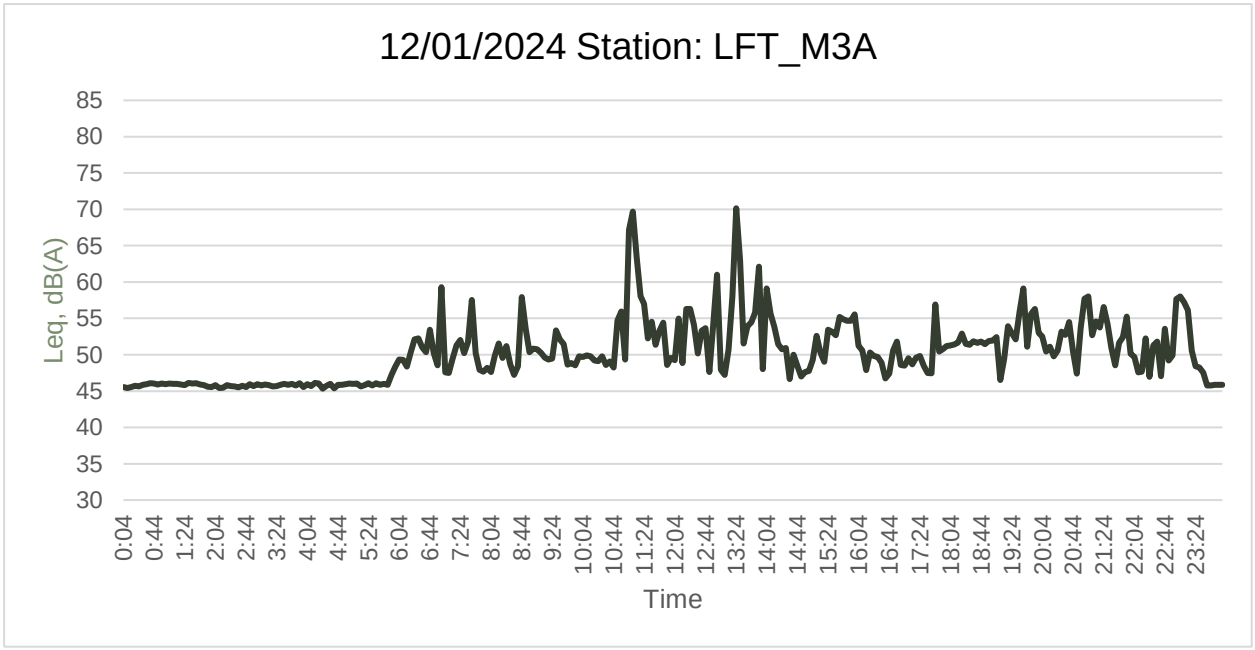
12/01/2024 Station: LFT_M3A
Leq, dB(A)
85
80
75
70
65
60
55
50
45
40
35
30
0:04
0:44
1:24
2:04
2:44
3:24
4:04
4:44
5:24
6:04
6:44
7:24
8:04
8:44
9:24
10:04
10:44
11:24
12:04
12:44
13:24
14:04
14:44
15:24
16:04
16:44
17:24
18:04
18:44
19:24
20:04
20:44
21:24
22:04
22:44
23:24
Time

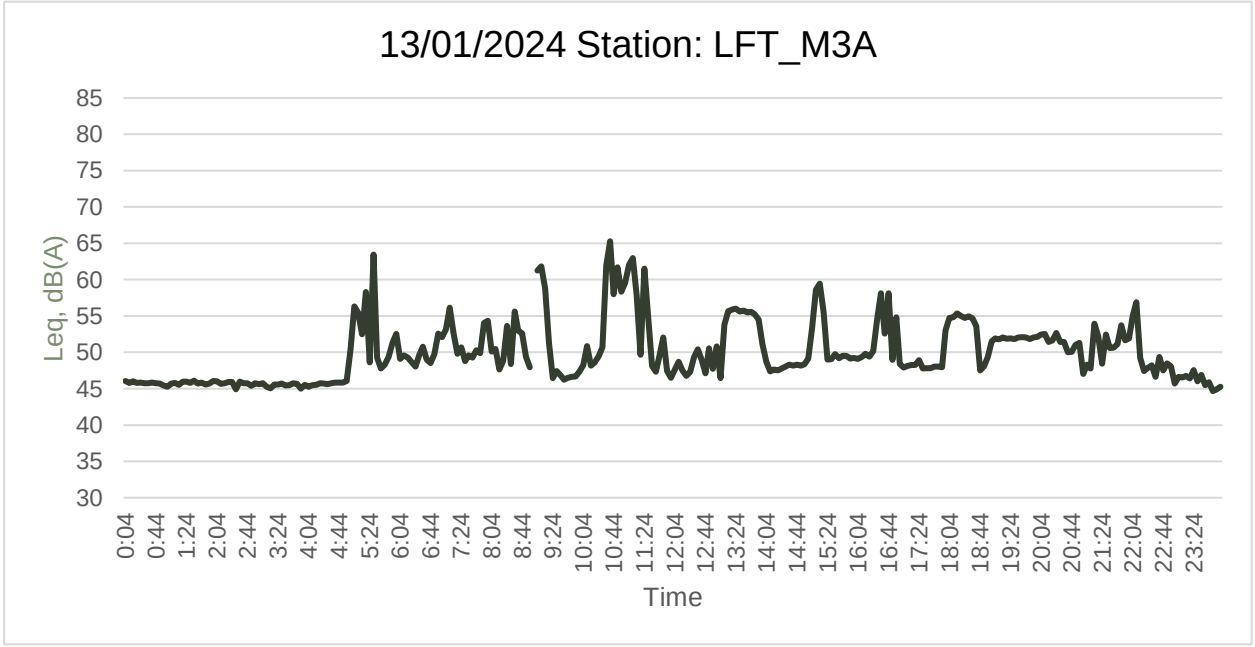
13/01/2024 Station: LFT_M3A
Leq, dB(A)
85
80
75
70
65
60
55
50
45
40
35
30
0:04
0:44
1:24
2:04
2:44
3:24
4:04
4:44
5:24
6:04
6:44
7:24
8:04
8:44
9:24
10:04
10:44
11:24
12:04
12:44
13:24
14:04
14:44
15:24
16:04
16:44
17:24
18:04
18:44
19:24
20:04
20:44
21:24
22:04
22:44
23:24
Time

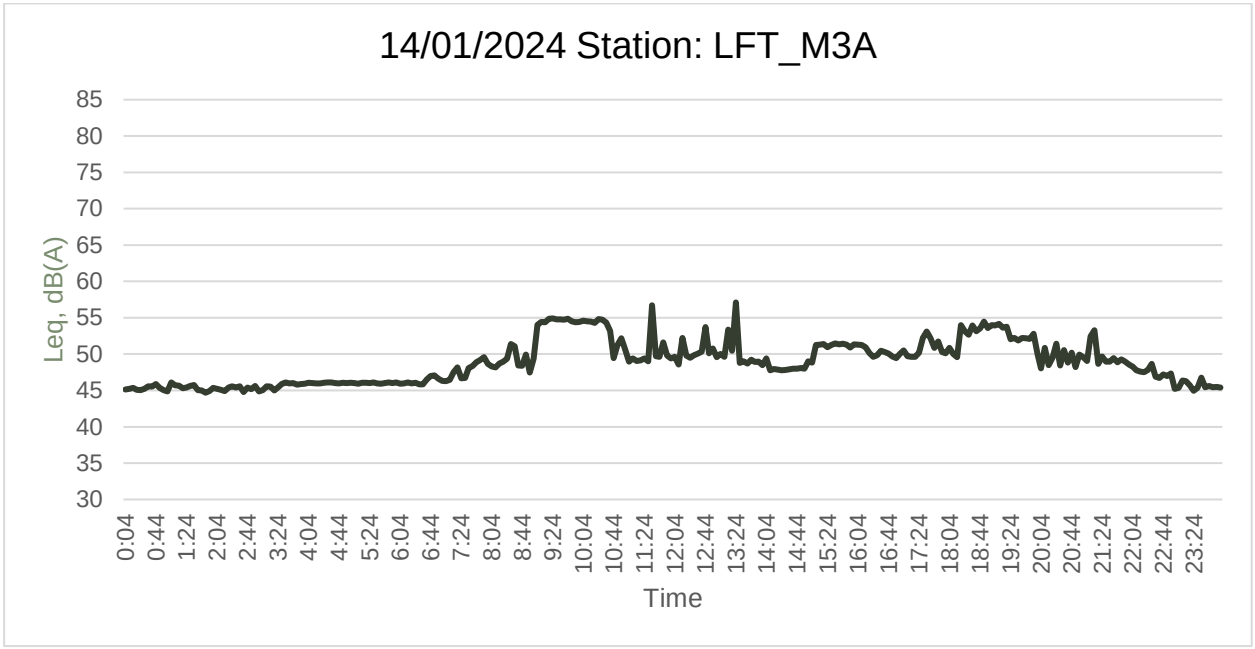
14/01/2024 Station: LFT_M3A
Leq, dB(A)
85
80
75
70
65
60
55
50
45
40
35
30
0:04
0:44
1:24
2:04
2:44
3:24
4:04
4:44
5:24
6:04
6:44
7:24
8:04
8:44
9:24
10:04
10:44
11:24
12:04
12:44
13:24
14:04
14:44
15:24
16:04
16:44
17:24
18:04
18:44
19:24
20:04
20:44
21:24
22:04
22:44
23:24
Time

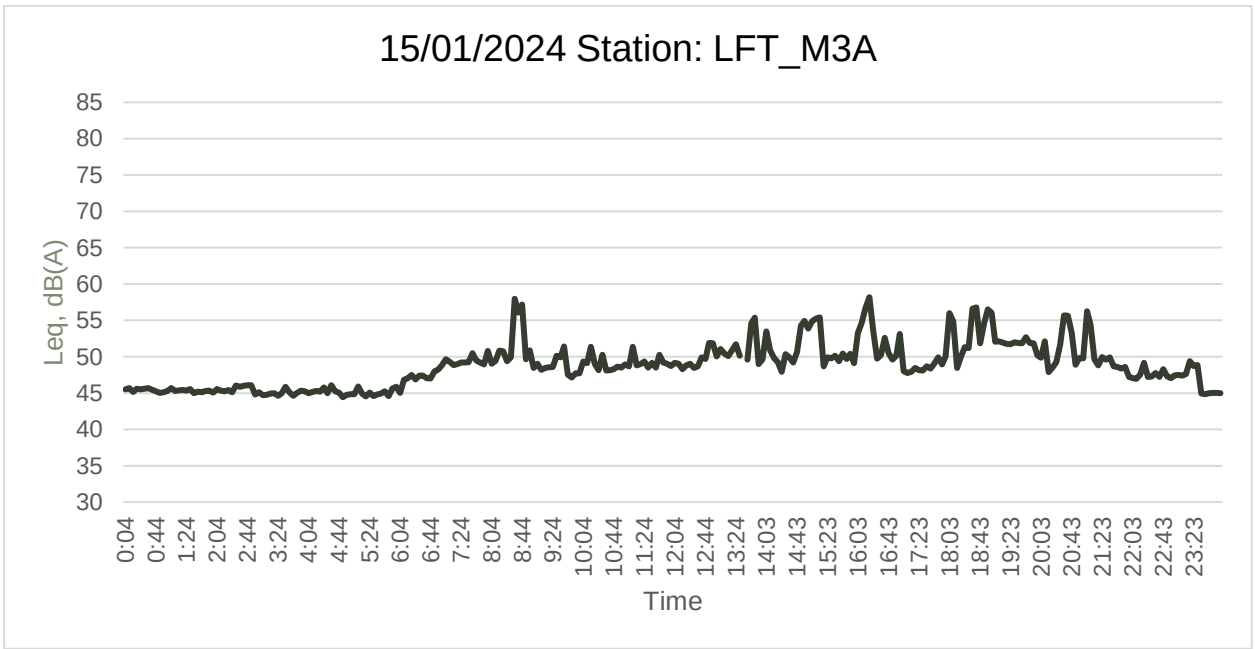
15/01/2024 Station: LFT_M3A
Leq, dB(A)
85
80
75
70
65
60
55
50
45
40
35
30
0:04
0:44
1:24
2:04
2:44
3:24
4:04
4:44
5:24
6:04
6:44
7:24
8:04
8:44
9:24
10:04
10:44
11:24
12:04
12:44
13:24
14:03
14:43
15:23
16:03
16:43
17:23
18:03
18:43
19:23
20:03
20:43
21:23
22:03
22:43
23:23
Time

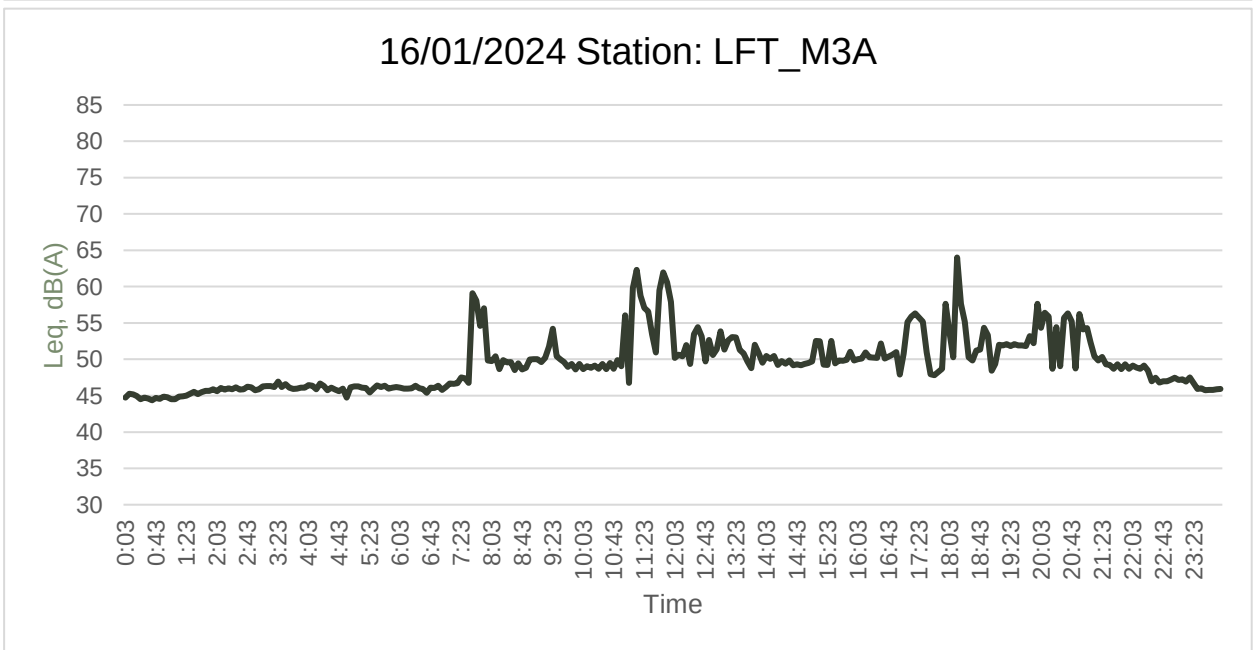
16/01/2024 Station: LFT_M3A
Leq, dB(A)
85
80
75
70
65
60
55
50
45
40
35
30
0:03
0:43
1:23
2:03
2:43
3:23
4:03
4:43
5:23
6:03
6:43
7:23
8:03
8:43
9:23
10:03
10:43
11:23
12:03
12:43
13:23
14:03
14:43
15:23
16:03
16:43
17:23
18:03
18:43
19:23
20:03
20:43
21:23
22:03
22:43
23:23
Time

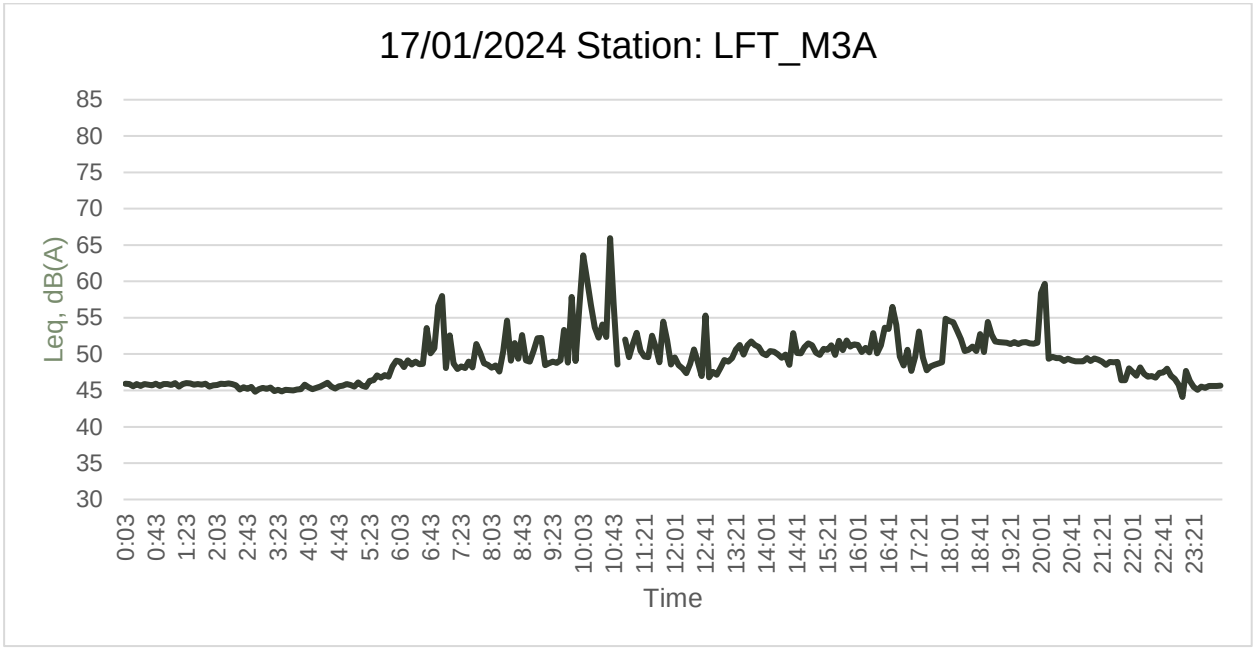
17/01/2024 Station: LFT_M3A
Leq, dB(A)
85
80
75
70
65
60
55
50
45
40
35
30
0:03
0:43
1:23
2:03
2:43
3:23
4:03
4:43
5:23
6:03
6:43
7:23
8:03
8:43
9:23
10:03
10:43
11:21
12:01
12:41
13:21
14:01
14:41
15:21
16:01
16:41
17:21
18:01
18:41
19:21
20:01
20:41
21:21
22:01
22:41
23:21
Time

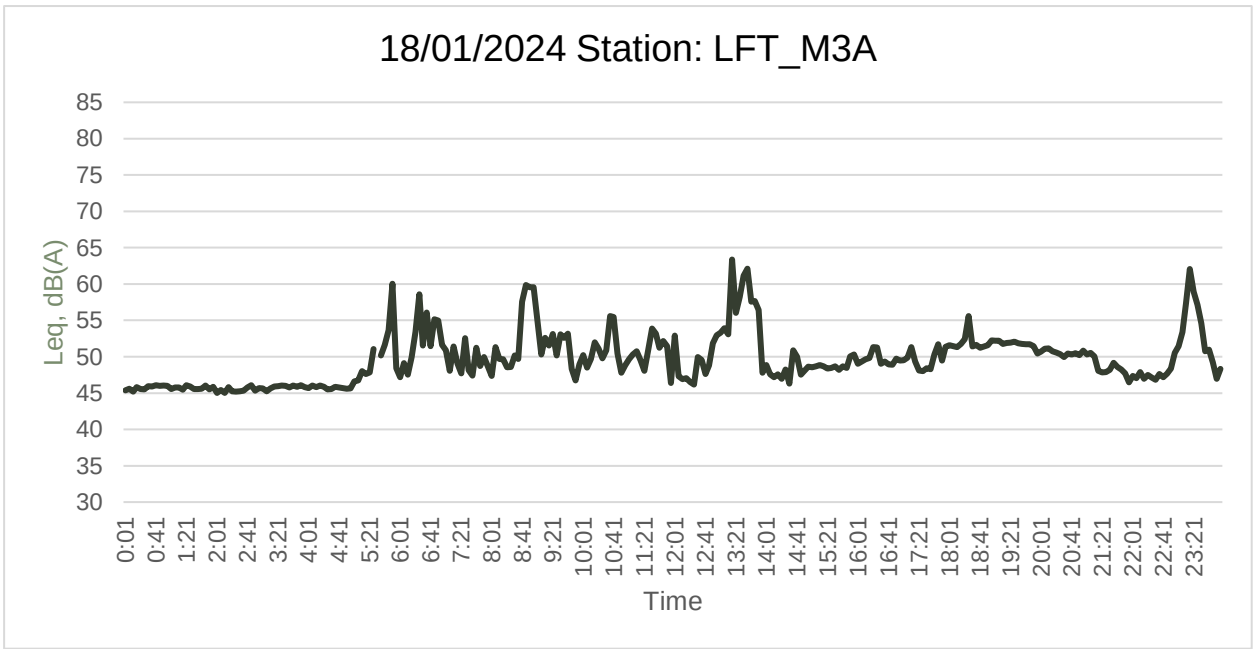
18/01/2024 Station: LFT_M3A
Leq, dB(A)
85
80
75
70
65
60
55
50
45
40
35
30
0:01
0:41
1:21
2:01
2:41
3:21
4:01
4:41
5:21
6:01
6:41
7:21
8:01
8:41
9:21
10:01
10:41
11:21
12:01
12:41
13:21
14:01
14:41
15:21
16:01
16:41
17:21
18:01
18:41
19:21
20:01
20:41
21:21
22:01
22:41
23:21
Time

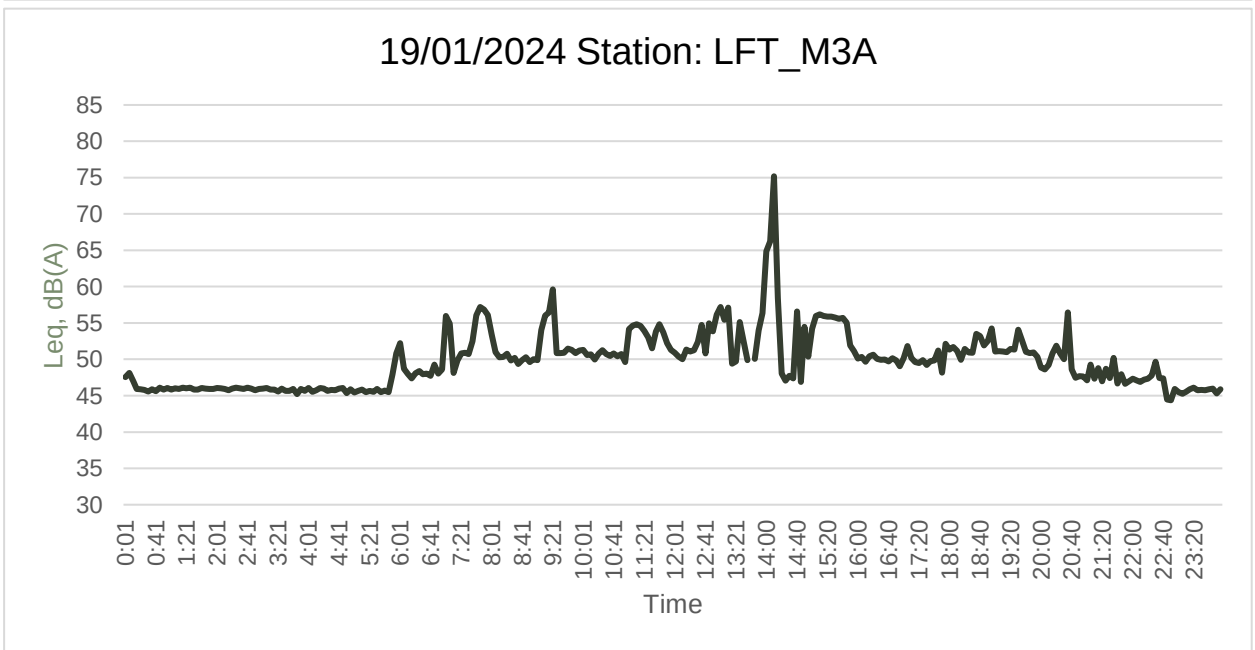
19/01/2024 Station: LFT_M3A
Leq, dB(A)
85
80
75
70
65
60
55
50
45
40
35
30
0:01
0:41
1:21
2:01
2:41
3:21
4:01
4:41
5:21
6:01
6:41
7:21
8:01
8:41
9:21
10:01
10:41
11:21
12:01
12:41
13:21
14:00
14:40
15:20
16:00
16:40
17:20
18:00
18:40
19:20
20:00
20:40
21:20
22:00
22:40
23:20
Time

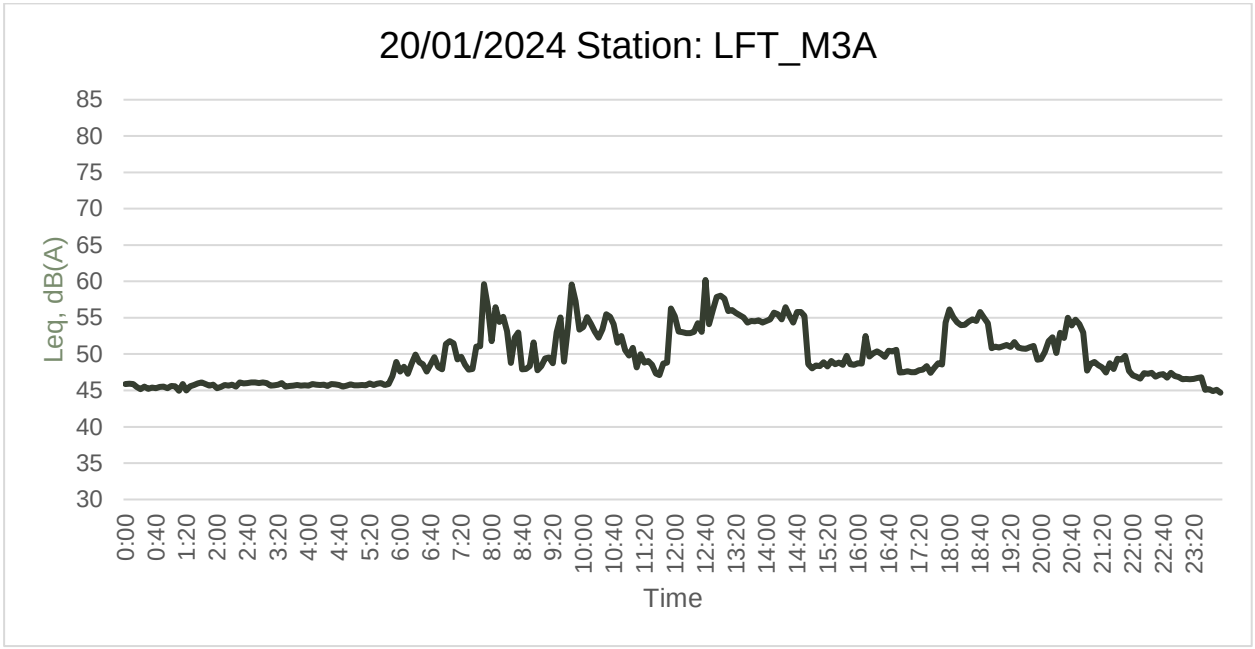
20/01/2024 Station: LFT_M3A
Leq, dB(A)
85
80
75
70
65
60
55
50
45
40
35
30
0:00
0:40
1:20
2:00
2:40
3:20
4:00
4:40
5:20
6:00
6:40
7:20
8:00
8:40
9:20
10:00
10:40
11:20
12:00
12:40
13:20
14:00
14:40
15:20
16:00
16:40
17:20
18:00
18:40
19:20
20:00
20:40
21:20
22:00
22:40
23:20
Time

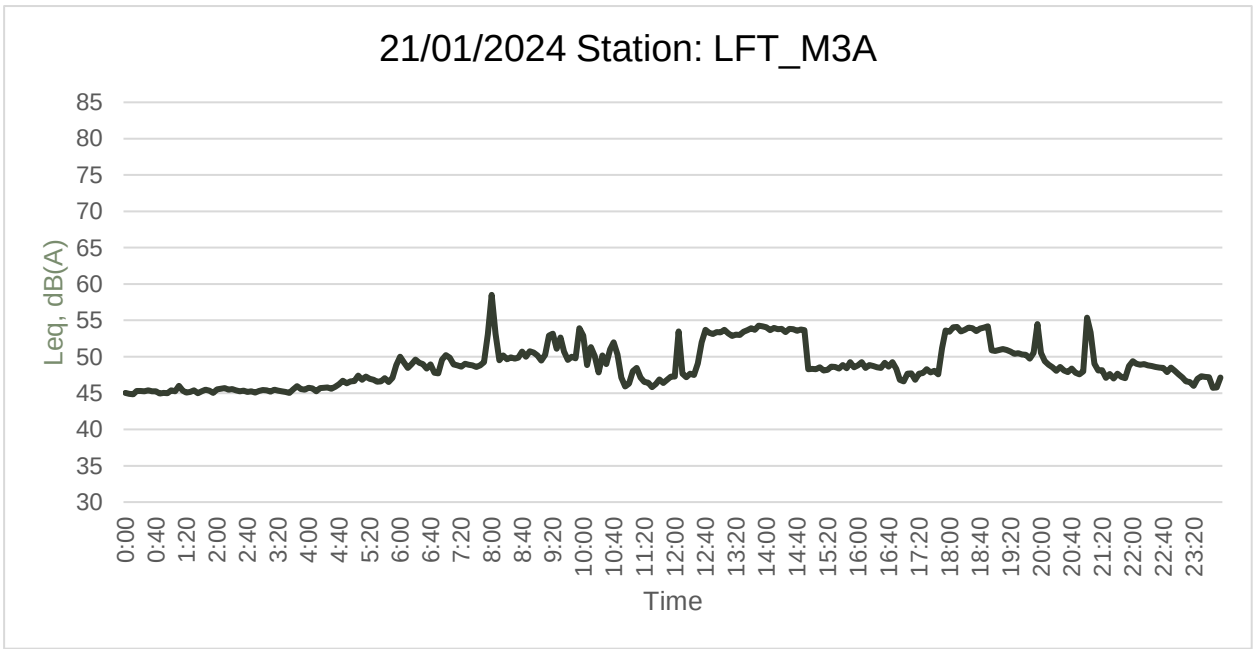
21/01/2024 Station: LFT_M3A
Leq, dB(A)
85
80
75
70
65
60
55
50
45
40
35
30
0:00
0:40
1:20
2:00
2:40
3:20
4:00
4:40
5:20
6:00
6:40
7:20
8:00
8:40
9:20
10:00
10:40
11:20
12:00
12:40
13:20
14:00
14:40
15:20
16:00
16:40
17:20
18:00
18:40
19:20
20:00
20:40
21:20
22:00
22:40
23:20
Time

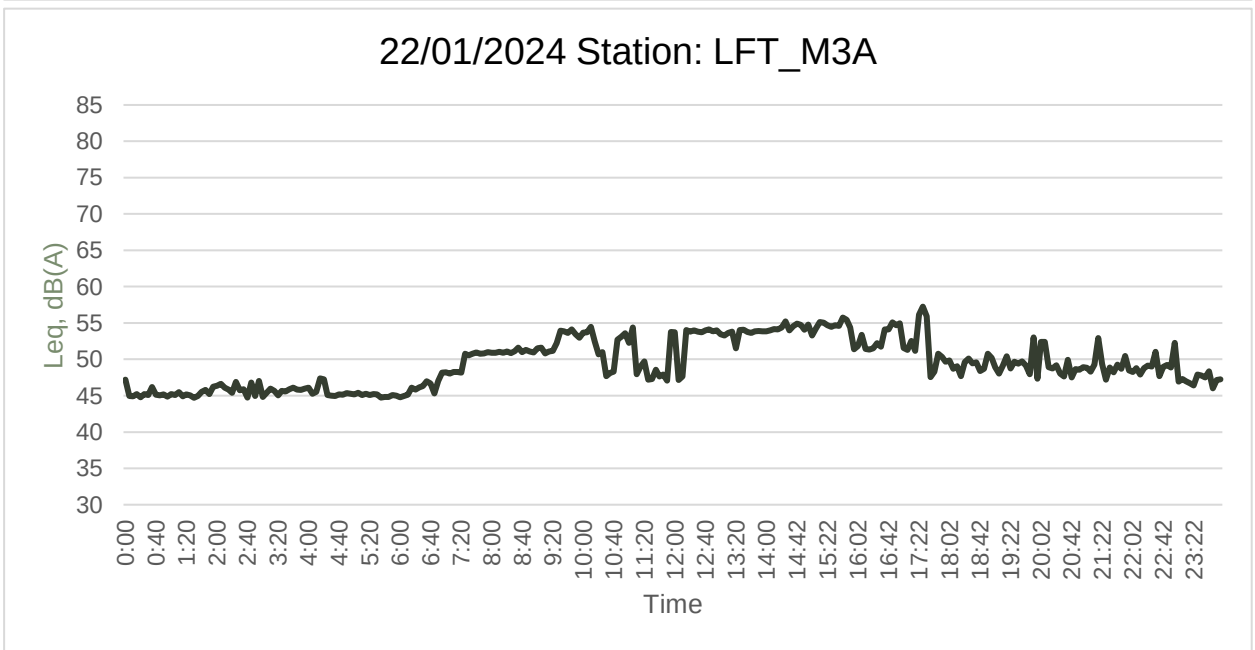
22/01/2024 Station: LFT_M3A
Leq, dB(A)
85
80
75
70
65
60
55
50
45
40
35
30
0:00
0:40
1:20
2:00
2:40
3:20
4:00
4:40
5:20
6:00
6:40
7:20
8:00
8:40
9:20
10:00
10:40
11:20
12:00
12:40
13:20
14:00
14:42
15:22
16:02
16:42
17:22
18:02
18:42
19:22
20:02
20:42
21:22
22:02
22:42
23:22
Time

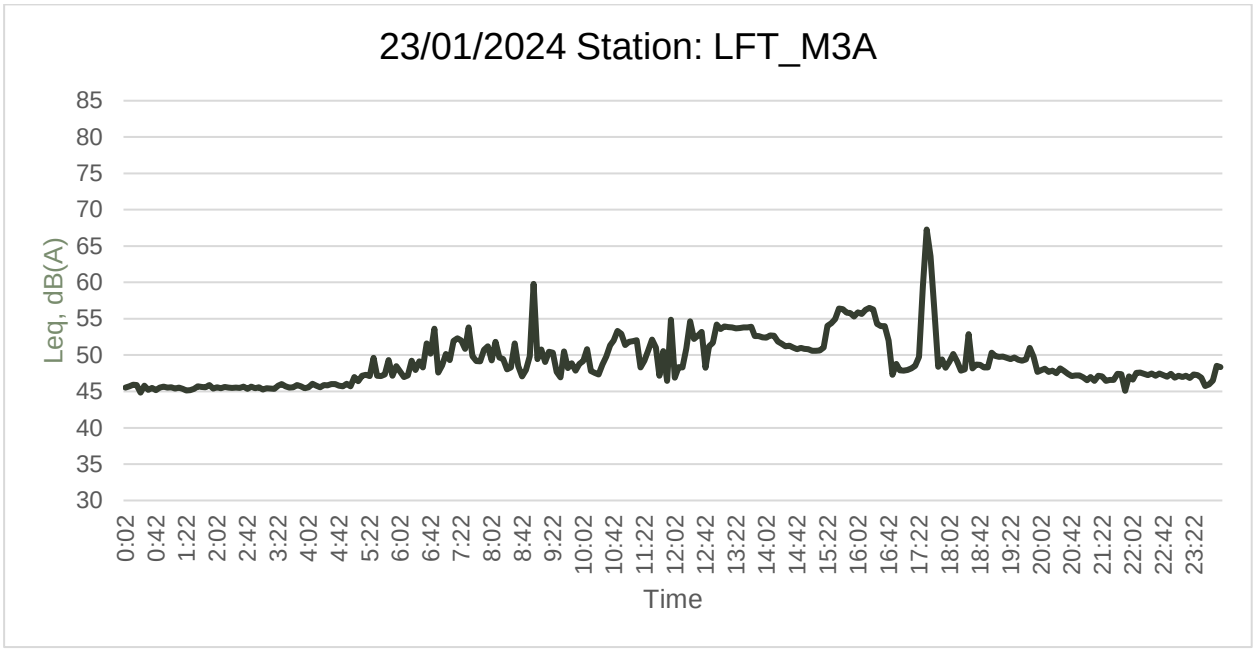
23/01/2024 Station: LFT_M3A
Leq, dB(A)
85
80
75
70
65
60
55
50
45
40
35
30
0:02
0:42
1:22
2:02
2:42
3:22
4:02
4:42
5:22
6:02
6:42
7:22
8:02
8:42
9:22
10:02
10:42
11:22
12:02
12:42
13:22
14:02
14:42
15:22
16:02
16:42
17:22
18:02
18:42
19:22
20:02
20:42
21:22
22:02
22:42
23:22
Time

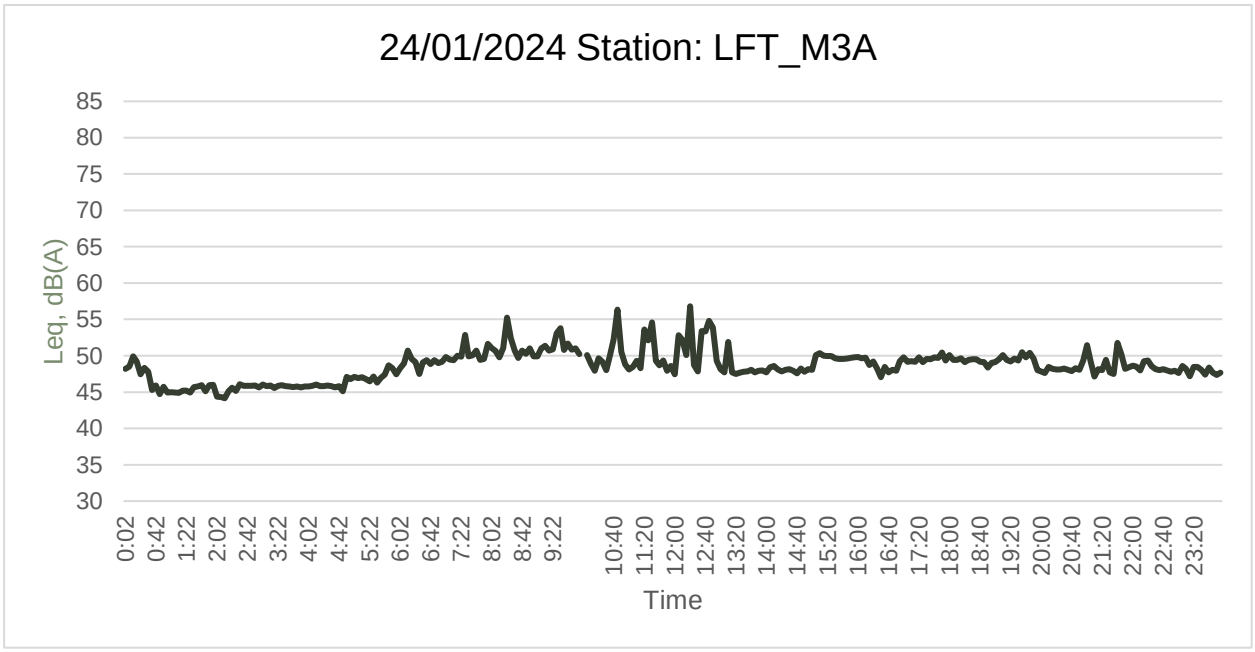
24/01/2024 Station: LFT_M3A
Leq, dB(A)
85
80
75
70
65
60
55
50
45
40
35
30
0:02
0:42
1:22
2:02
2:42
3:22
4:02
4:42
5:22
6:02
6:42
7:22
8:02
8:42
9:22
10:40
11:20
12:00
12:40
13:20
14:00
14:40
15:20
16:00
16:40
17:20
18:00
18:40
19:20
20:00
20:40
21:20
22:00
22:40
23:20
Time

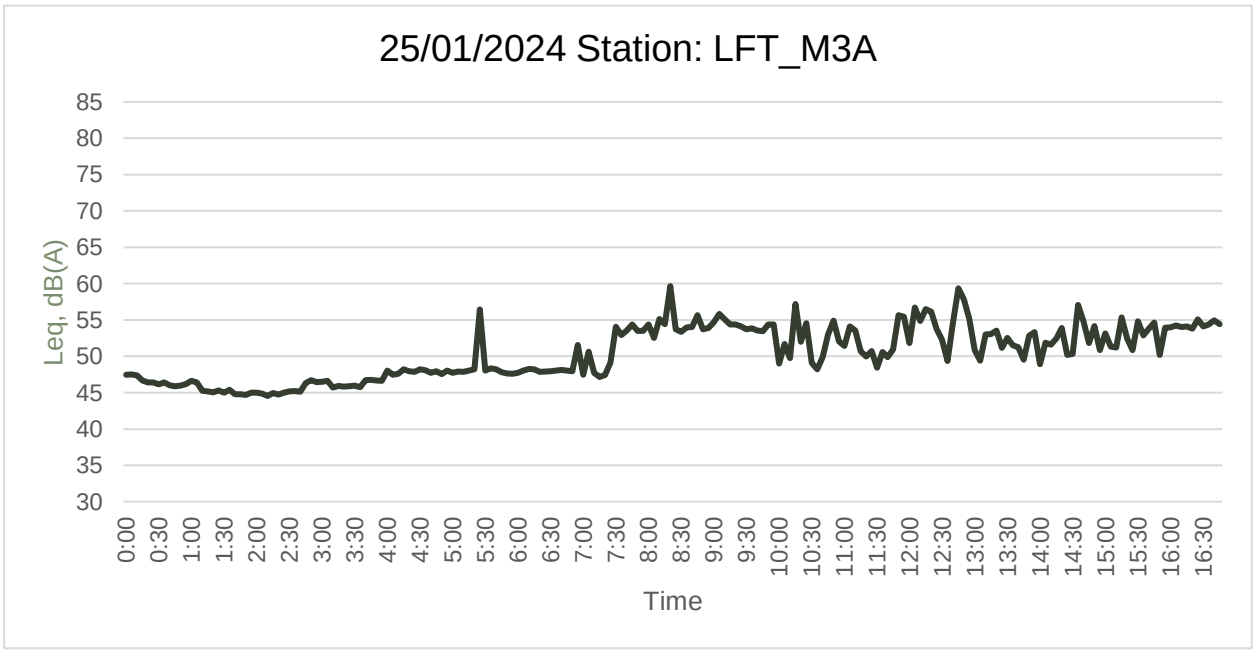
25/01/2024 Station: LFT_M3A
Leq, dB(A)
85
80
75
70
65
60
55
50
45
40
35
30
0:00
0:30
1:00
1:30
2:00
2:30
3:00
3:30
4:00
4:30
5:00
5:30
6:00
6:30
7:00
7:30
8:00
8:30
9:00
9:30
10:00
10:30
11:00
11:30
12:00
12:30
13:00
13:30
14:00
14:30
15:00
15:30
16:00
16:30
Time

Appendix 4-8 Baseline Noise Monitoring Results at LFT_M5

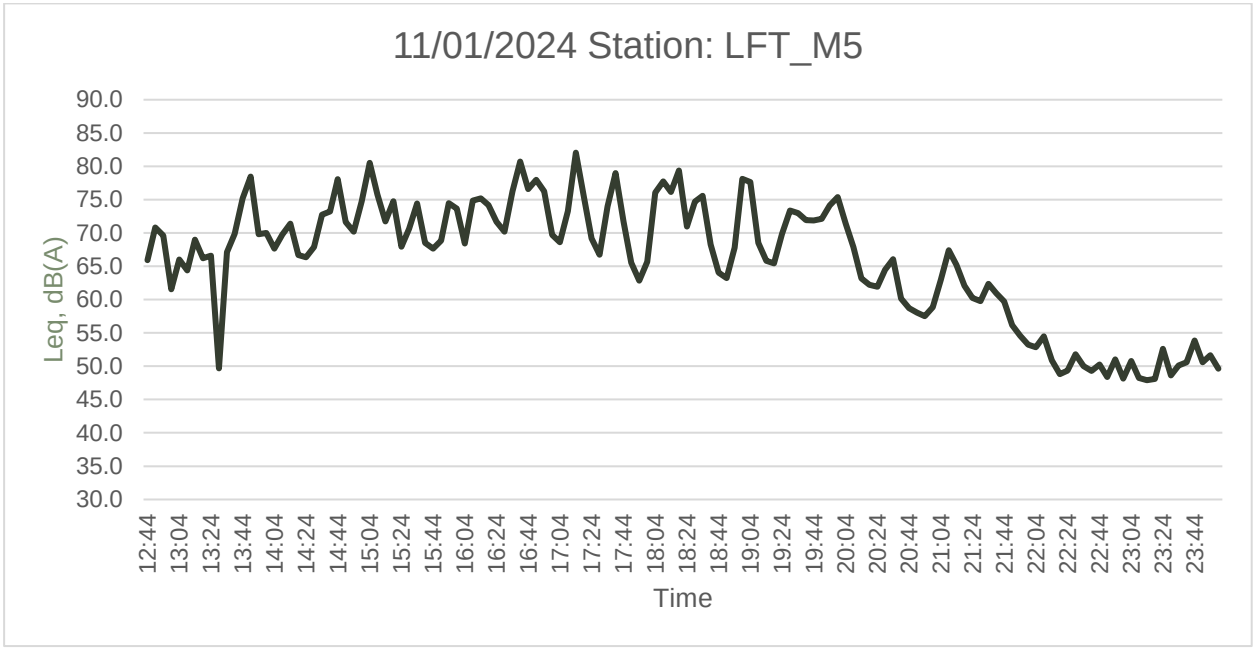
11/01/2024 Station: LFT_M5
Leq, dB(A)
90.0
85.0
80.0
75.0
70.0
65.0
60.0
55.0
50.0
45.0
40.0
35.0
30.0
12:44
13:04
13:24
13:44
14:04
14:24
14:44
15:04
15:24
15:44
16:04
16:24
16:44
17:04
17:24
17:44
18:04
18:24
18:44
19:04
19:24
19:44
20:04
20:24
20:44
21:04
21:24
21:44
22:04
22:24
22:44
23:04
23:24
23:44
Time

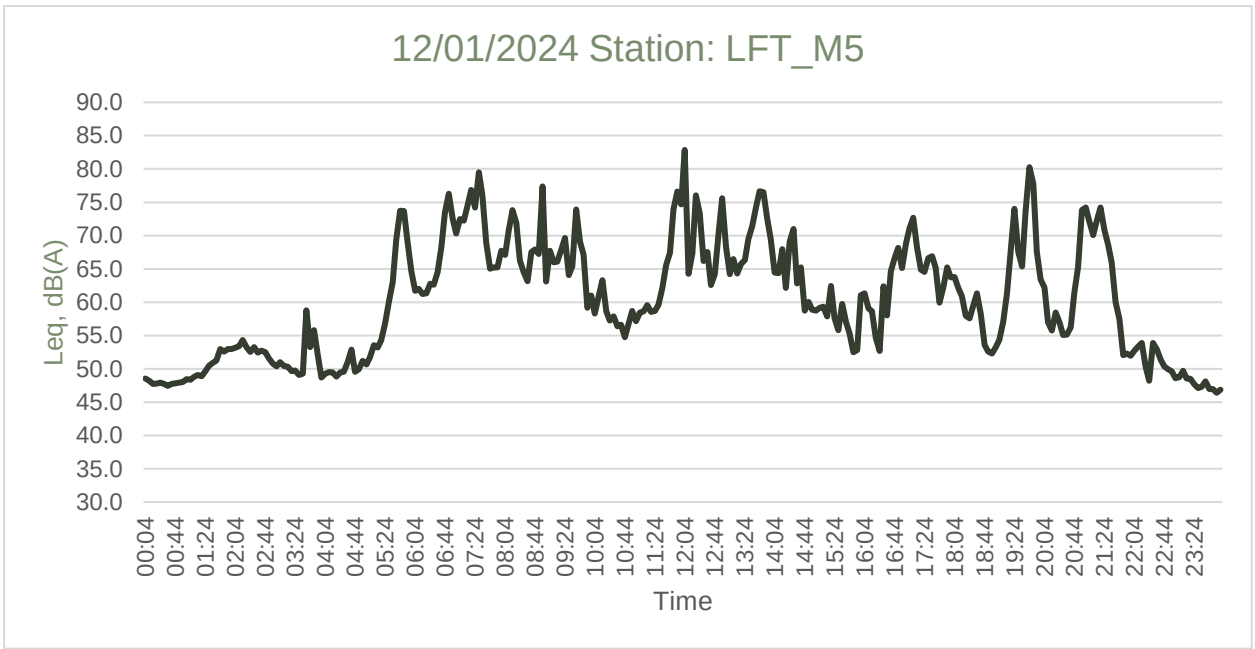
12/01/2024 Station: LFT_M5
Leq, dB(A)
90.0
85.0
80.0
75.0
70.0
65.0
60.0
55.0
50.0
45.0
40.0
35.0
30.0
00:04
00:44
01:24
02:04
02:44
03:24
04:04
04:44
05:24
06:04
06:44
07:24
08:04
08:44
09:24
10:04
10:44
11:24
12:04
12:44
13:24
14:04
14:44
15:24
16:04
16:44
17:24
18:04
18:44
19:24
20:04
20:44
21:24
22:04
22:44
23:24
Time

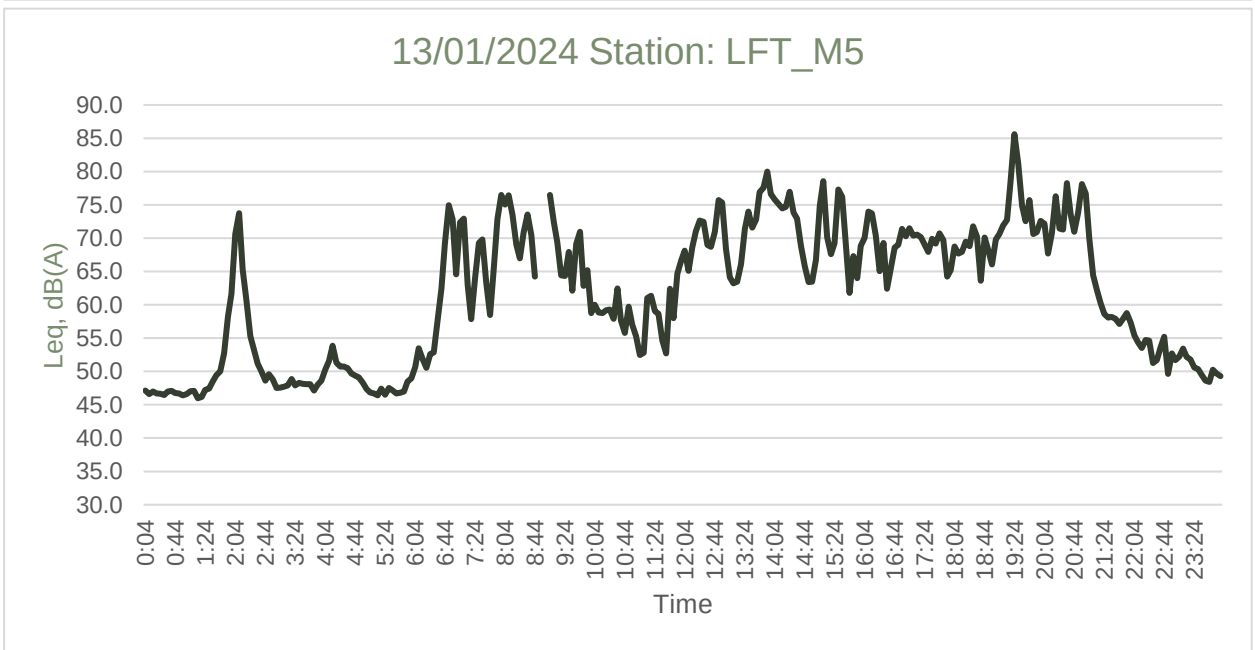
13/01/2024 Station: LFT_M5
Leq, dB(A)
90.0
85.0
80.0
75.0
70.0
65.0
60.0
55.0
50.0
45.0
40.0
35.0
30.0
0:04
0:44
1:24
2:04
2:44
3:24
4:04
4:44
5:24
6:04
6:44
7:24
8:04
8:44
9:24
10:04
10:44
11:24
12:04
12:44
13:24
14:04
14:44
15:24
16:04
16:44
17:24
18:04
18:44
19:24
20:04
20:44
21:24
22:04
22:44
23:24
Time

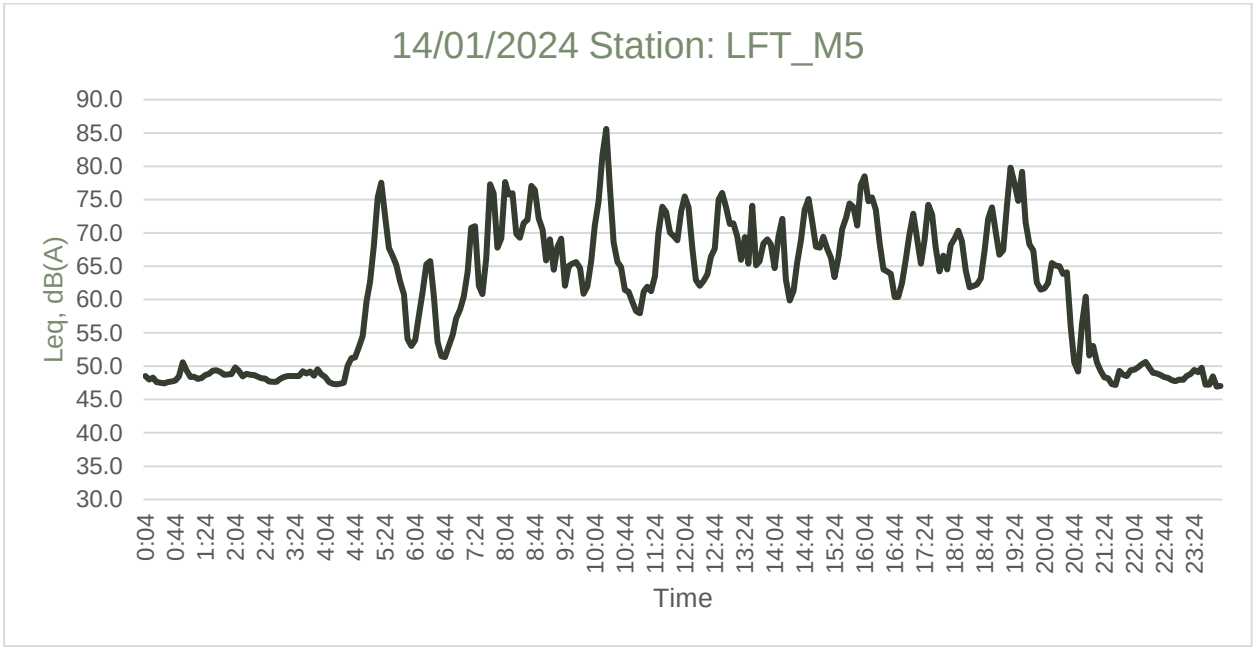
14/01/2024 Station: LFT_M5
Leq, dB(A)
90.0
85.0
80.0
75.0
70.0
65.0
60.0
55.0
50.0
45.0
40.0
35.0
30.0
0:04 0:44 1:24 2:04 2:44 3:24 4:04 4:44 5:24 6:04 6:44 7:24 8:04 8:44 9:24 10:04 10:44 11:24 12:04 12:44 13:24 14:04 14:44 15:24 16:04 16:44 17:24 18:04 18:44 19:24 20:04 20:44 21:24 22:04 22:44 23:24
Time

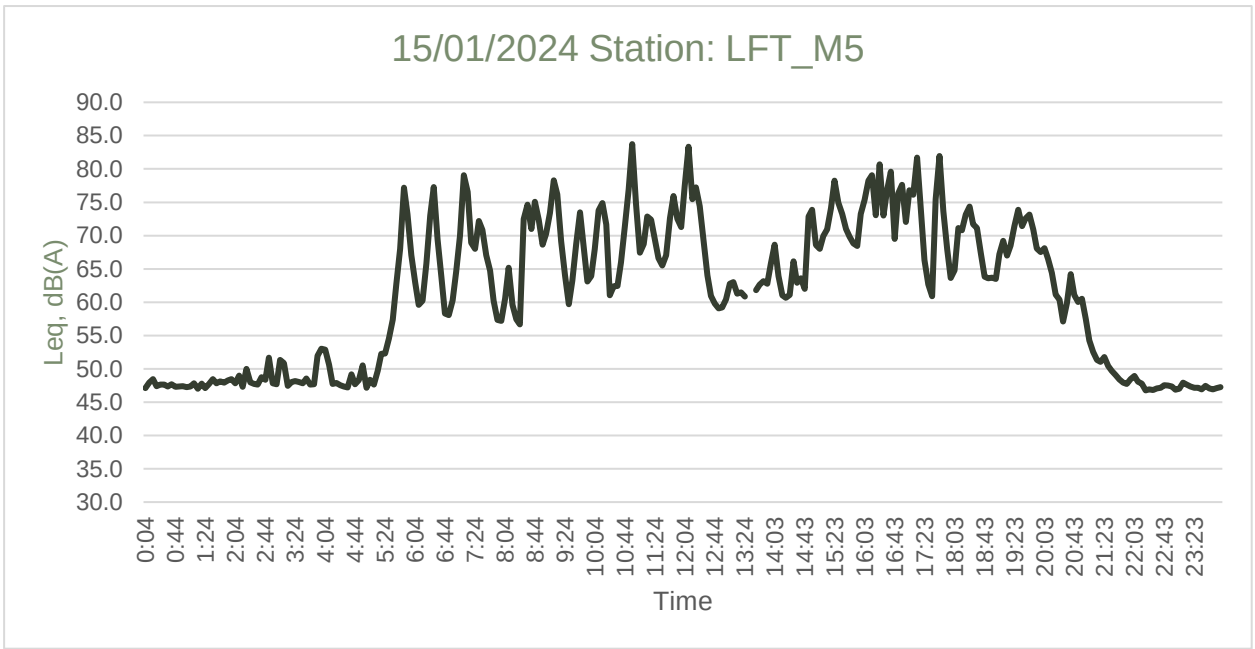
15/01/2024 Station: LFT_M5
Leq, dB(A)
90.0
85.0
80.0
75.0
70.0
65.0
60.0
55.0
50.0
45.0
40.0
35.0
30.0
0:04 0:44 1:24 2:04 2:44 3:24 4:04 4:44 5:24 6:04 6:44 7:24 8:04 8:44 9:24 10:04 10:44 11:24 12:04 12:44 13:24 14:03 14:43 15:23 16:03 16:43 17:23 18:03 18:43 19:23 20:03 20:43 21:23 22:03 22:43 23:23
Time

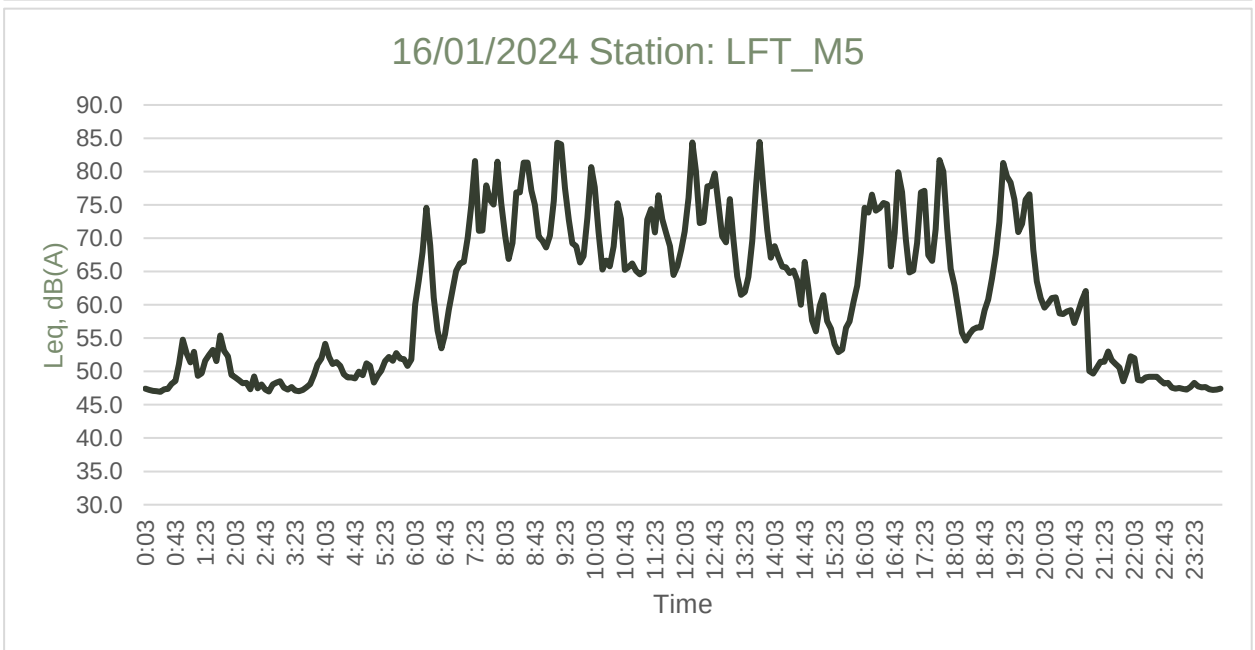
16/01/2024 Station: LFT_M5
Leq, dB(A)
90.0
85.0
80.0
75.0
70.0
65.0
60.0
55.0
50.0
45.0
40.0
35.0
30.0
0:03 0:43 1:23 2:03 2:43 3:23 4:03 4:43 5:23 6:03 6:43 7:23 8:03 8:43 9:23 10:03 10:43 11:23 12:03 12:43 13:23 14:03 14:43 15:23 16:03 16:43 17:23 18:03 18:43 19:23 20:03 20:43 21:23 22:03 22:43 23:23
Time

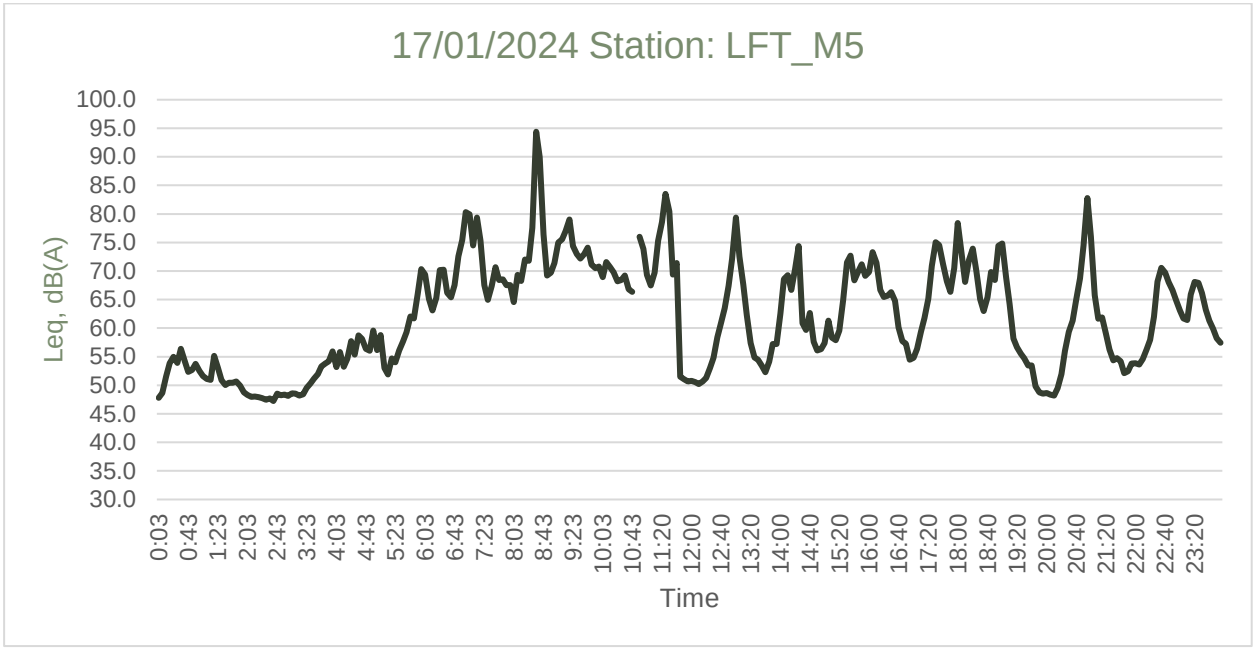
17/01/2024 Station: LFT_M5
Leq, dB(A)
100.0
95.0
90.0
85.0
80.0
75.0
70.0
65.0
60.0
55.0
50.0
45.0
40.0
35.0
30.0
0:03
0:43
1:23
2:03
2:43
3:23
4:03
4:43
5:23
6:03
6:43
7:23
8:03
8:43
9:23
10:03
10:43
11:20
12:00
12:40
13:20
14:00
14:40
15:20
16:00
16:40
17:20
18:00
18:40
19:20
20:00
20:40
21:20
22:00
22:40
23:20
Time

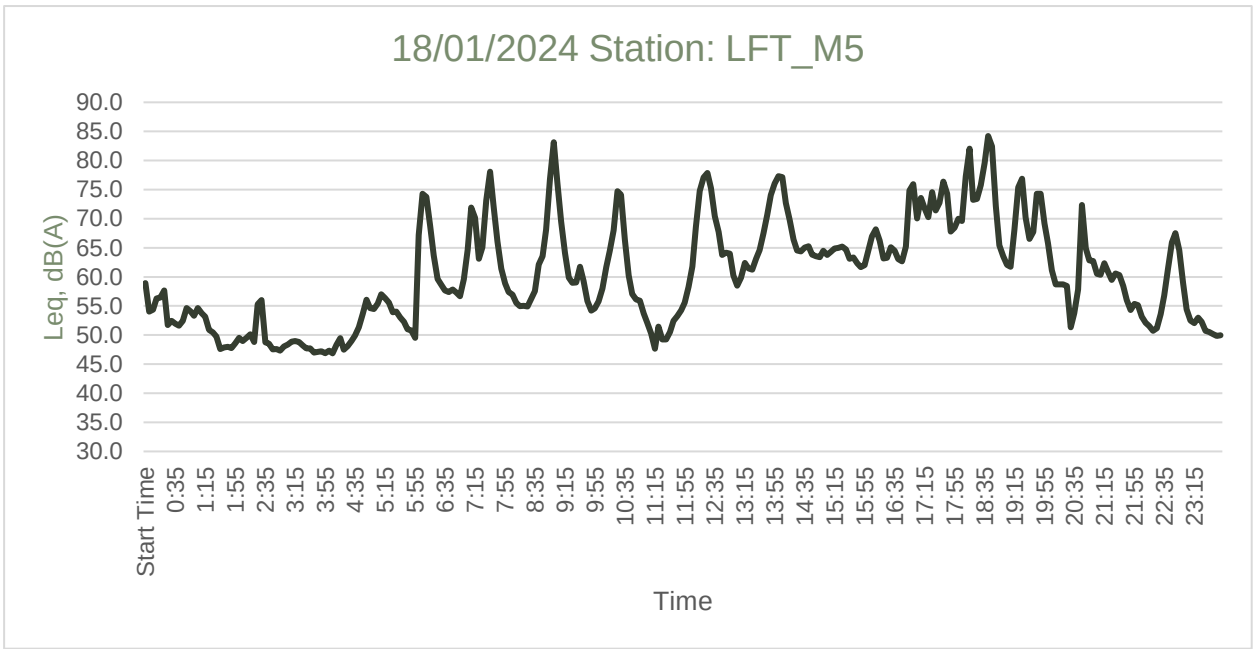
18/01/2024 Station: LFT_M5
Leq, dB(A)
90.0
85.0
80.0
75.0
70.0
65.0
60.0
55.0
50.0
45.0
40.0
35.0
30.0
Start Time
0:35
1:15
1:55
2:35
3:15
3:55
4:35
5:15
5:55
6:35
7:15
7:55
8:35
9:15
9:55
10:35
11:15
11:55
12:35
13:15
13:55
14:35
15:15
15:55
16:35
17:15
17:55
18:35
19:15
19:55
20:35
21:15
21:55
22:35
23:15
Time

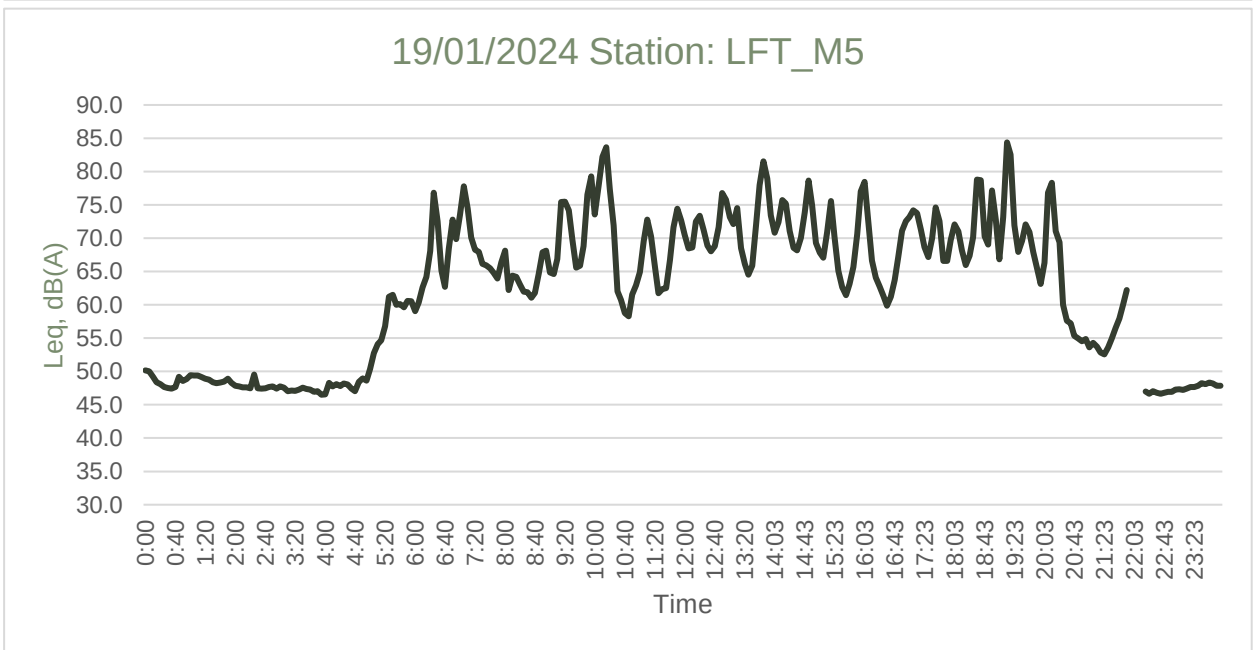
19/01/2024 Station: LFT_M5
Leq, dB(A)
90.0
85.0
80.0
75.0
70.0
65.0
60.0
55.0
50.0
45.0
40.0
35.0
30.0
0:00
0:40
1:20
2:00
2:40
3:20
4:00
4:40
5:20
6:00
6:40
7:20
8:00
8:40
9:20
10:00
10:40
11:20
12:00
12:40
13:20
14:03
14:43
15:23
16:03
16:43
17:23
18:03
18:43
19:23
20:03
20:43
21:23
22:03
22:43
23:23
Time

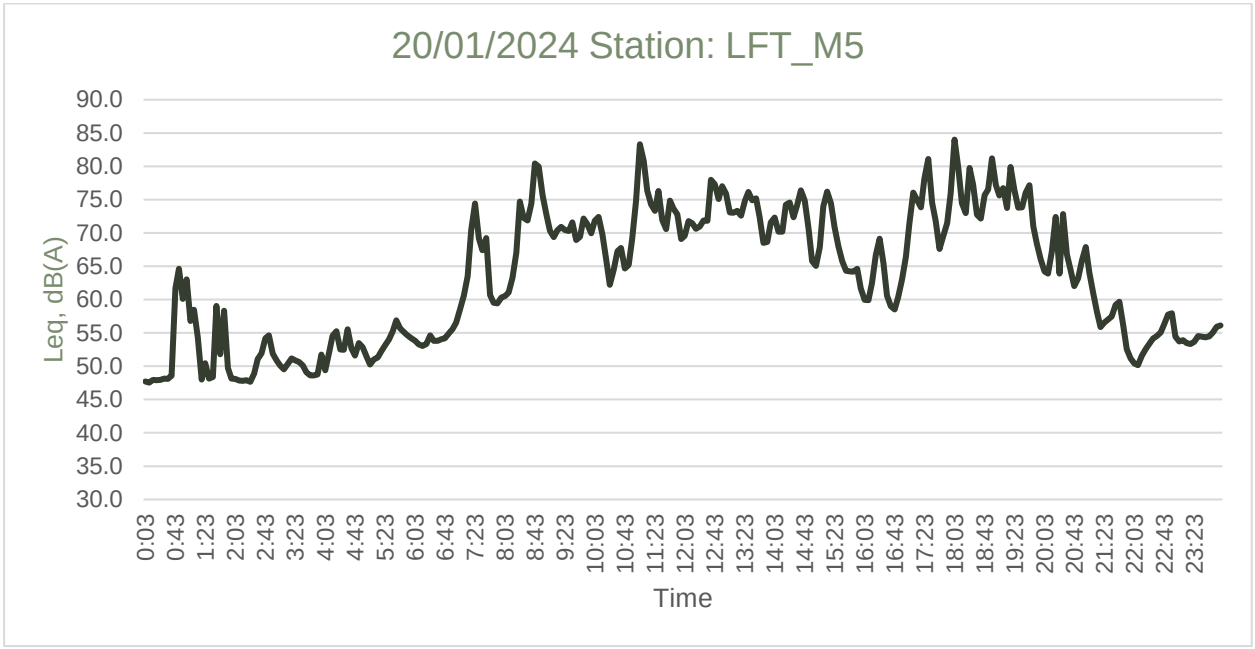
20/01/2024 Station: LFT_M5
Leq, dB(A)
90.0
85.0
80.0
75.0
70.0
65.0
60.0
55.0
50.0
45.0
40.0
35.0
30.0
0:03 0:43 1:23 2:03 2:43 3:23 4:03 4:43 5:23 6:03 6:43 7:23 8:03 8:43 9:23 10:03 10:43 11:23 12:03 12:43 13:23 14:03 14:43 15:23 16:03 16:43 17:23 18:03 18:43 19:23 20:03 20:43 21:23 22:03 22:43 23:23
Time

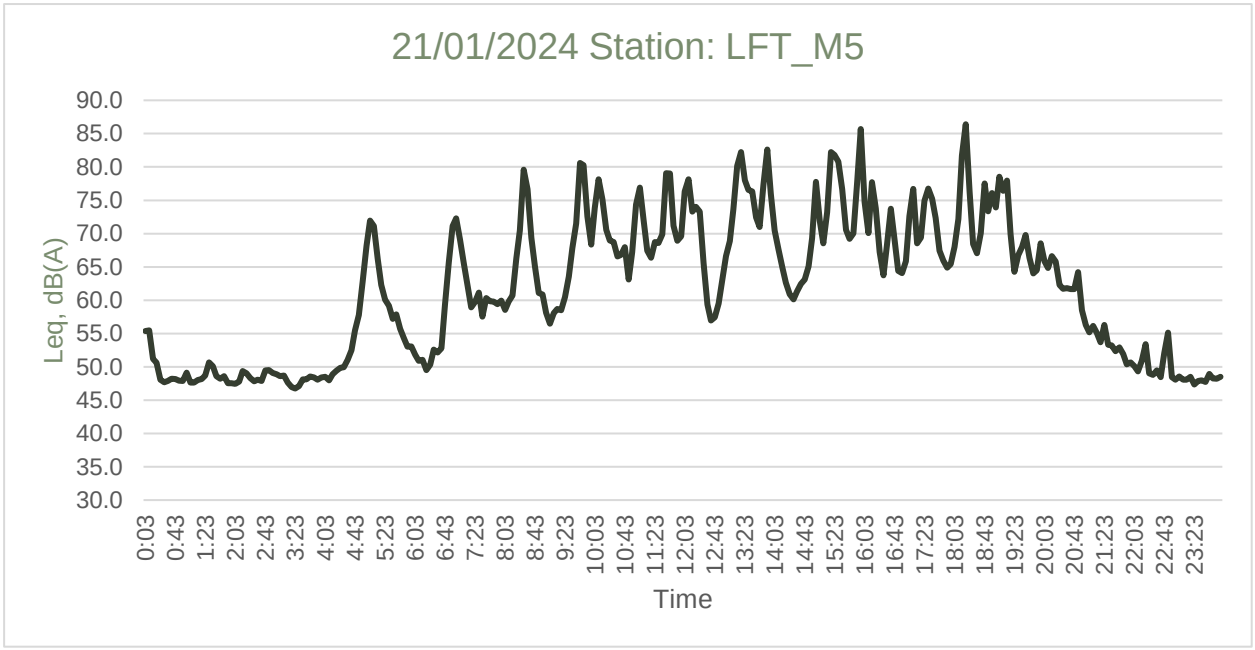
21/01/2024 Station: LFT_M5
Leq, dB(A)
90.0
85.0
80.0
75.0
70.0
65.0
60.0
55.0
50.0
45.0
40.0
35.0
30.0
0:03 0:43 1:23 2:03 2:43 3:23 4:03 4:43 5:23 6:03 6:43 7:23 8:03 8:43 9:23 10:03 10:43 11:23 12:03 12:43 13:23 14:03 14:43 15:23 16:03 16:43 17:23 18:03 18:43 19:23 20:03 20:43 21:23 22:03 22:43 23:23
Time

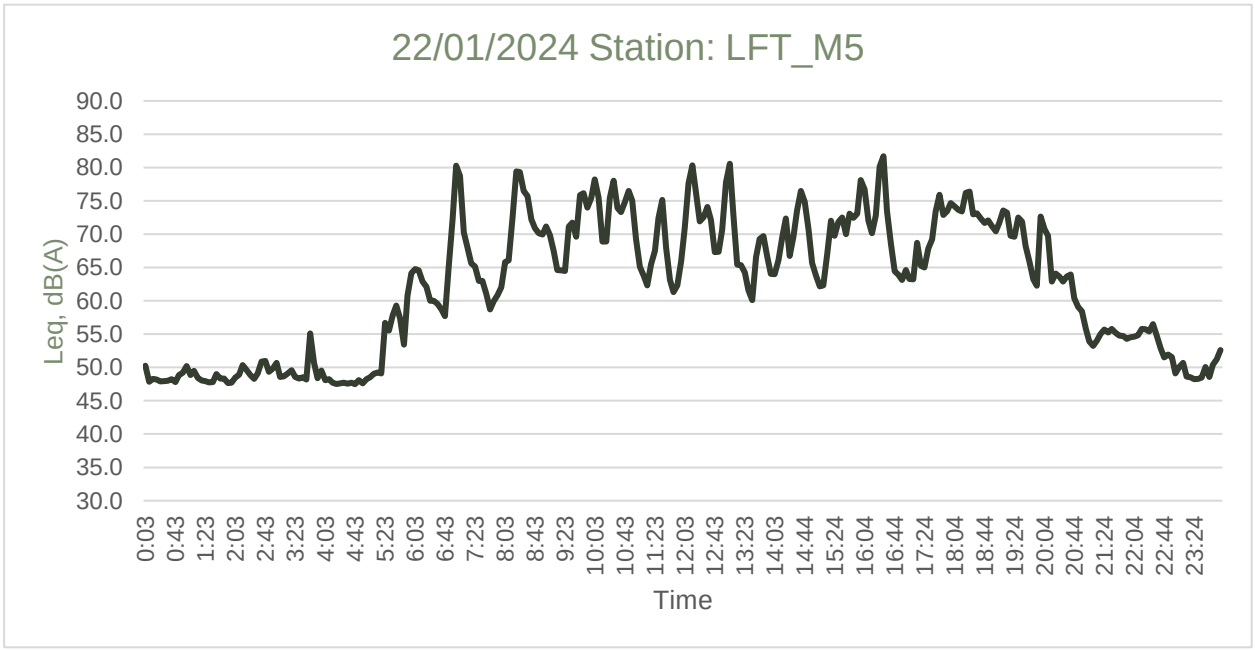
22/01/2024 Station: LFT_M5
Leq, dB(A)
90.0
85.0
80.0
75.0
70.0
65.0
60.0
55.0
50.0
45.0
40.0
35.0
30.0
0:03 0:43 1:23 2:03 2:43 3:23 4:03 4:43 5:23 6:03 6:43 7:23 8:03 8:43 9:23 10:03 10:43 11:23 12:03 12:43 13:23 14:03 14:44 15:24 16:04 16:44 17:24 18:04 18:44 19:24 20:04 20:44 21:24 22:04 22:44 23:24
Time

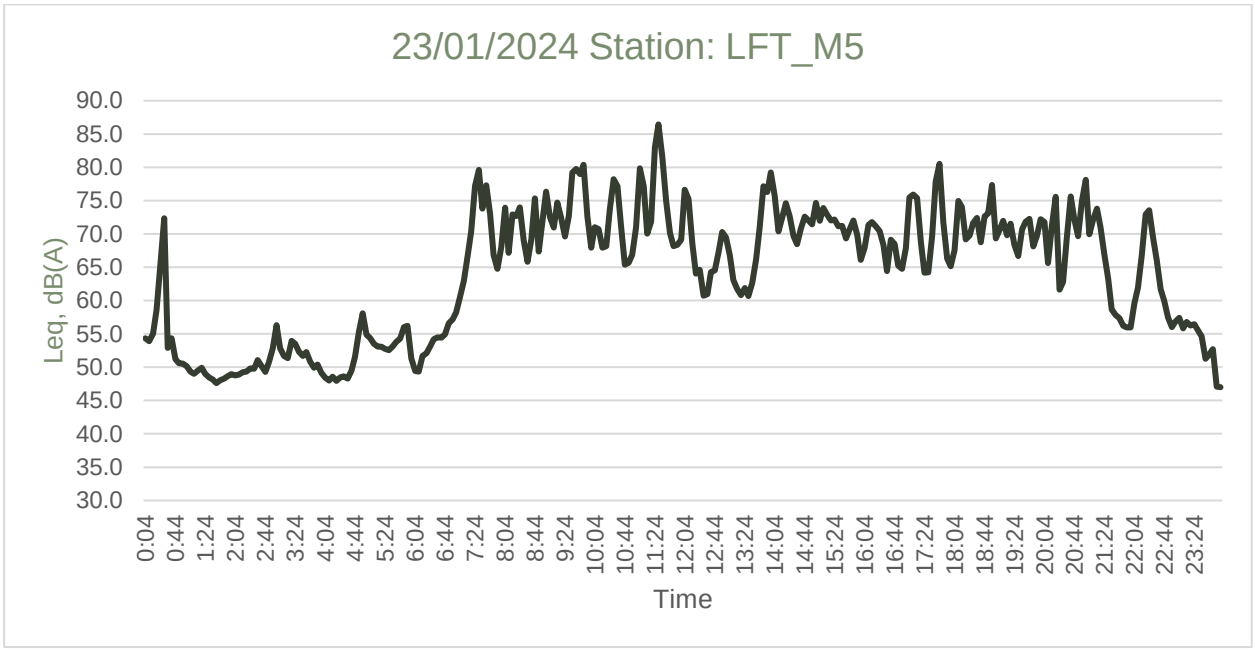
23/01/2024 Station: LFT_M5
Leq, dB(A)
90.0
85.0
80.0
75.0
70.0
65.0
60.0
55.0
50.0
45.0
40.0
35.0
30.0
0:04 0:44 1:24 2:04 2:44 3:24 4:04 4:44 5:24 6:04 6:44 7:24 8:04 8:44 9:24 10:04 10:44 11:24 12:04 12:44 13:24 14:04 14:44 15:24 16:04 16:44 17:24 18:04 18:44 19:24 20:04 20:44 21:24 22:04 22:44 23:24
Time

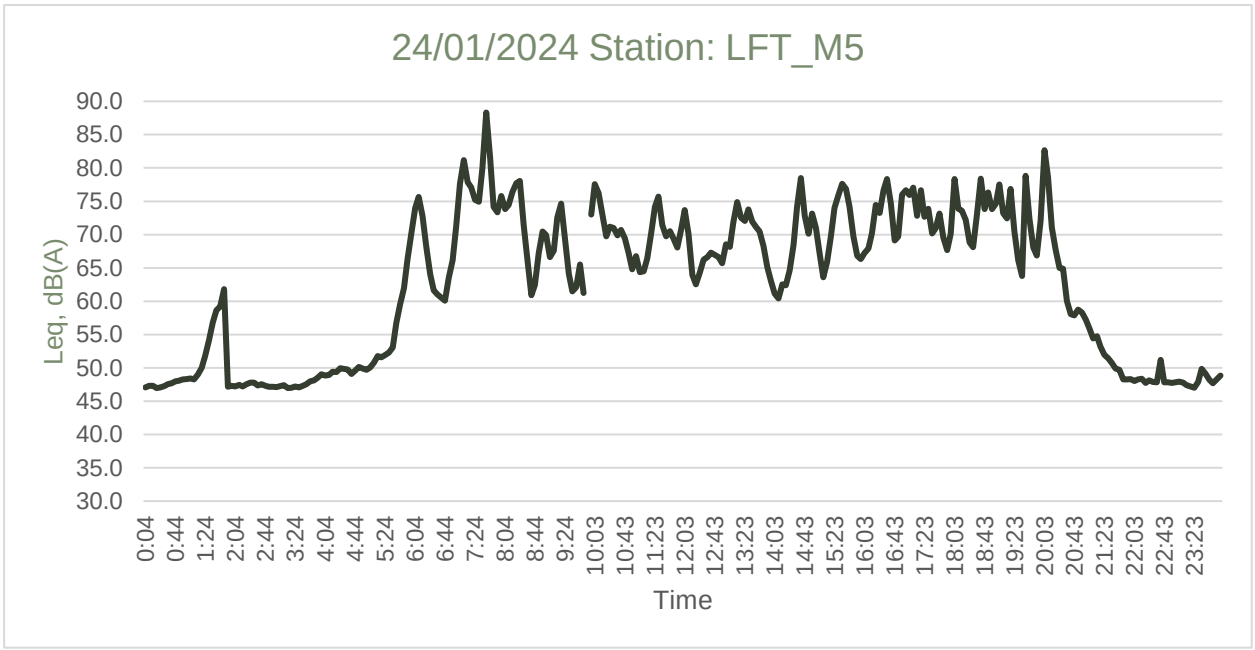
24/01/2024 Station: LFT_M5
Leq, dB(A)
90.0
85.0
80.0
75.0
70.0
65.0
60.0
55.0
50.0
45.0
40.0
35.0
30.0
0:04 0:44 1:24 2:04 2:44 3:24 4:04 4:44 5:24 6:04 6:44 7:24 8:04 8:44 9:24 10:03 10:43 11:23 12:03 12:43 13:23 14:03 14:43 15:23 16:03 16:43 17:23 18:03 18:43 19:23 20:03 20:43 21:23 22:03 22:43 23:23
Time

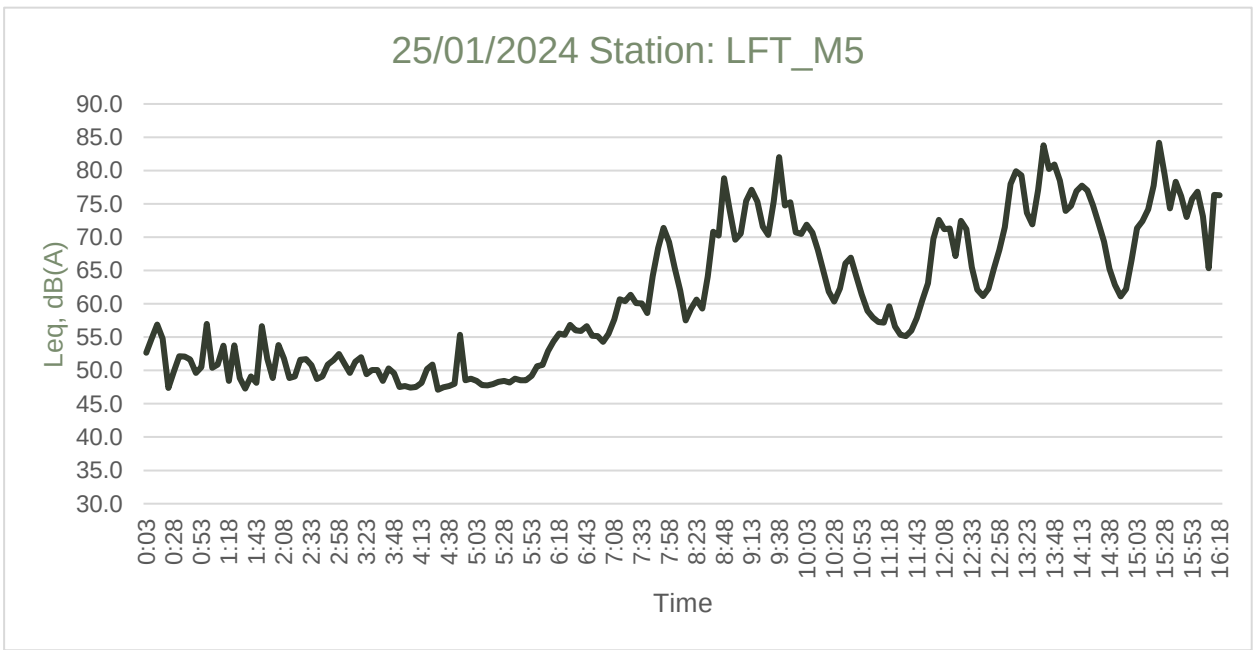
25/01/2024 Station: LFT_M5
Leq, dB(A)
90.0
85.0
80.0
75.0
70.0
65.0
60.0
55.0
50.0
45.0
40.0
35.0
30.0
0:03 0:28 0:53 1:18 1:43 2:08 2:33 2:58 3:23 3:48 4:13 4:38 5:03 5:28 5:53 6:18 6:43 7:08 7:33 7:58 8:23 8:48 9:13 9:38 10:03 10:28 10:53 11:18 11:43 12:08 12:33 12:58 13:23 13:48 14:13 14:38 15:03 15:28 15:53 16:18
Time

Appendix 4-9 Baseline Noise Monitoring Results at LFT_M7

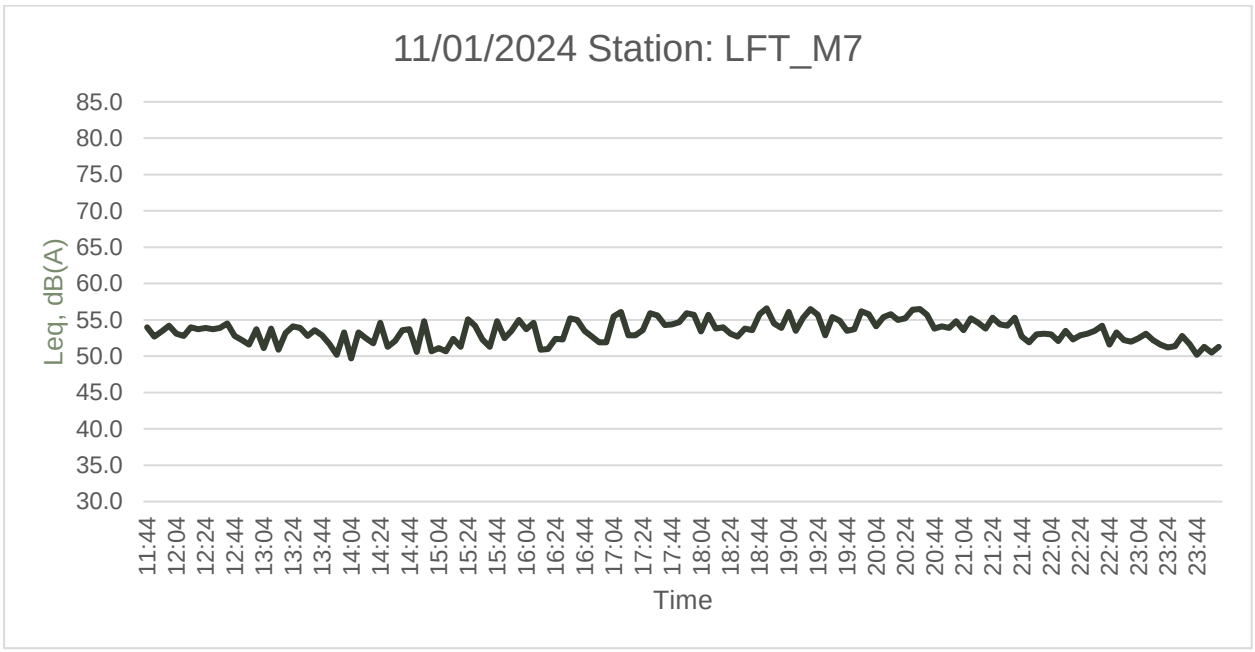
11/01/2024 Station: LFT_M7
Leq, dB(A)
85.0
80.0
75.0
70.0
65.0
60.0
55.0
50.0
45.0
40.0
35.0
30.0
11:44
12:04
12:24
12:44
13:04
13:24
13:44
14:04
14:24
14:44
15:04
15:24
15:44
16:04
16:24
16:44
17:04
17:24
17:44
18:04
18:24
18:44
19:04
19:24
19:44
20:04
20:24
20:44
21:04
21:24
21:44
22:04
22:24
22:44
23:04
23:24
23:44
Time

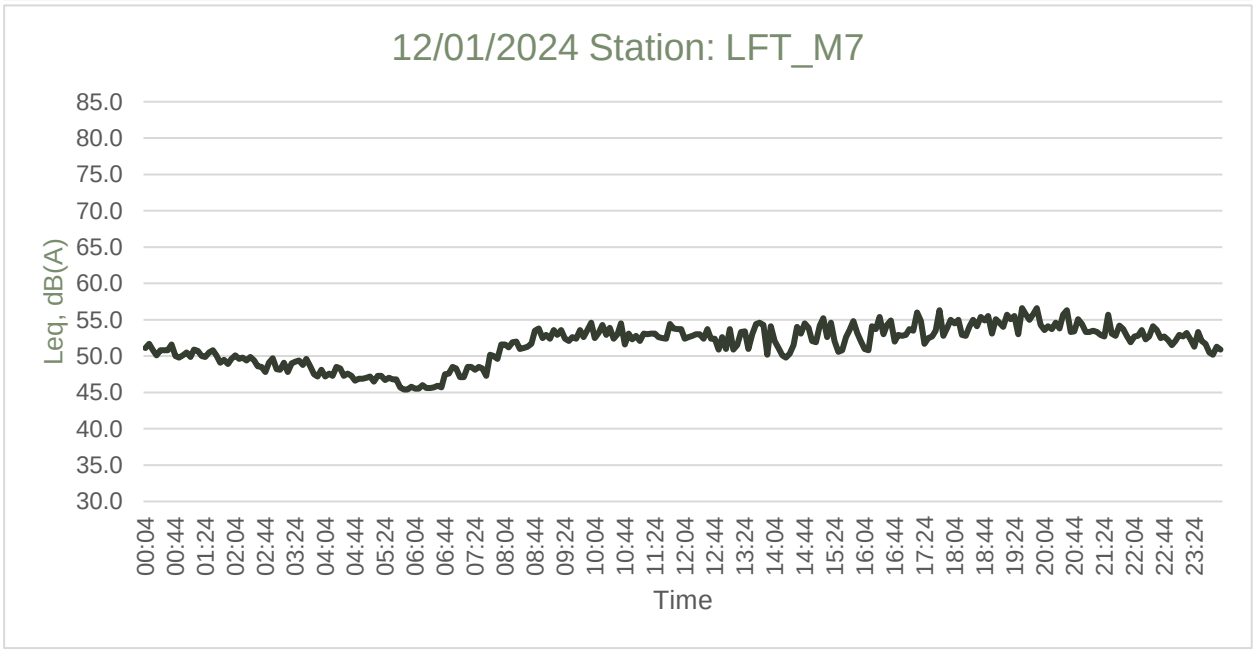
12/01/2024 Station: LFT_M7
Leq, dB(A)
85.0
80.0
75.0
70.0
65.0
60.0
55.0
50.0
45.0
40.0
35.0
30.0
00:04
00:44
01:24
02:04
02:44
03:24
04:04
04:44
05:24
06:04
06:44
07:24
08:04
08:44
09:24
10:04
10:44
11:24
12:04
12:44
13:24
14:04
14:44
15:24
16:04
16:44
17:24
18:04
18:44
19:24
20:04
20:44
21:24
22:04
22:44
23:24
Time

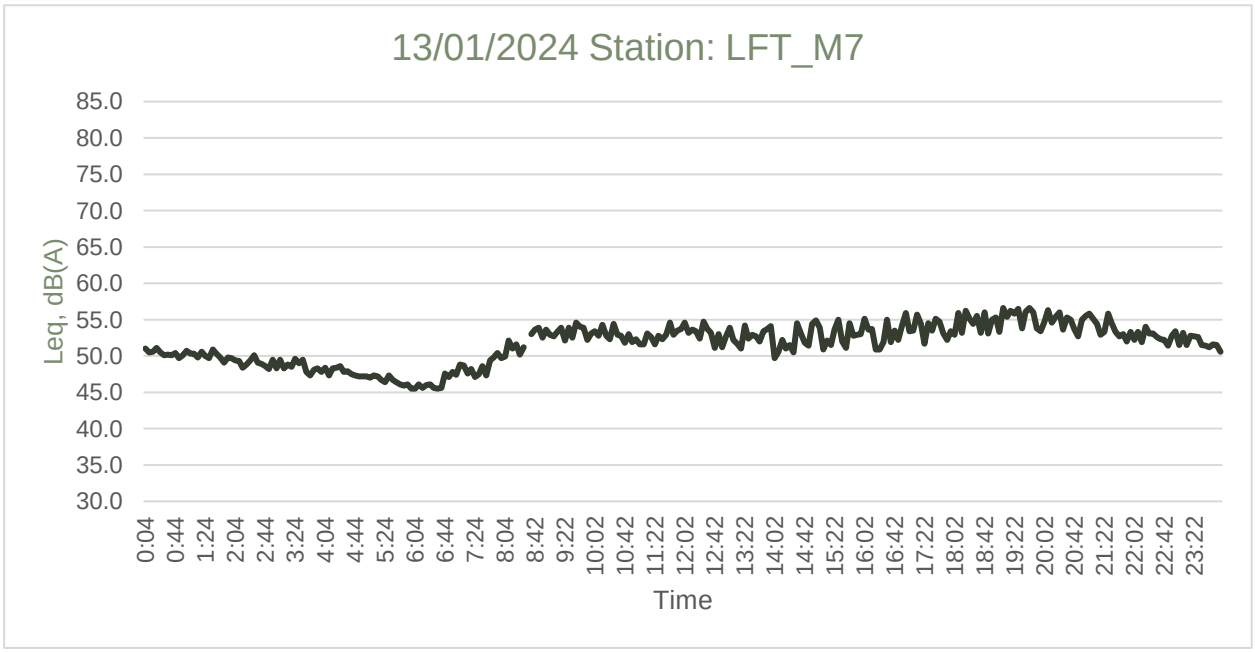
13/01/2024 Station: LFT_M7
Leq, dB(A)
85.0
80.0
75.0
70.0
65.0
60.0
55.0
50.0
45.0
40.0
35.0
30.0
0:04
0:44
1:24
2:04
2:44
3:24
4:04
4:44
5:24
6:04
6:44
7:24
8:04
8:42
9:22
10:02
10:42
11:22
12:02
12:42
13:22
14:02
14:42
15:22
16:02
16:42
17:22
18:02
18:42
19:22
20:02
20:42
21:22
22:02
22:42
23:22
Time

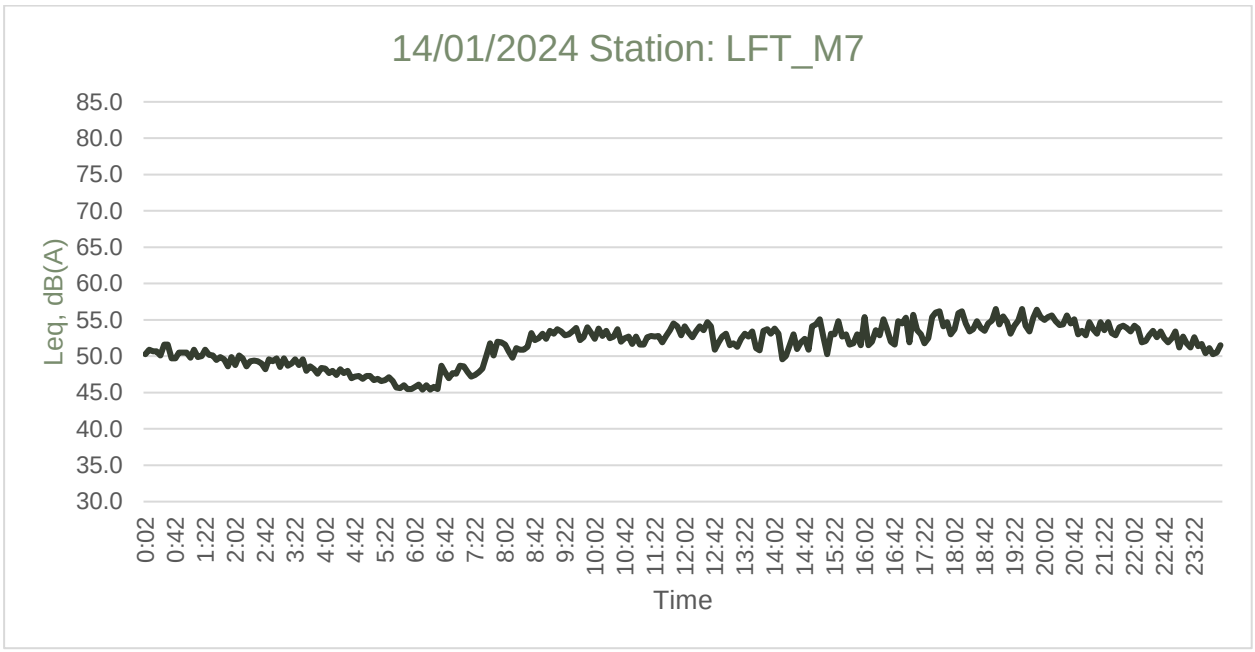
14/01/2024 Station: LFT_M7
Leq, dB(A)
85.0
80.0
75.0
70.0
65.0
60.0
55.0
50.0
45.0
40.0
35.0
30.0
0:02 0:42 1:22 2:02 2:42 3:22 4:02 4:42 5:22 6:02 6:42 7:22 8:02 8:42 9:22 10:02 10:42 11:22 12:02 12:42 13:22 14:02 14:42 15:22 16:02 16:42 17:22 18:02 18:42 19:22 20:02 20:42 21:22 22:02 22:42 23:22
Time

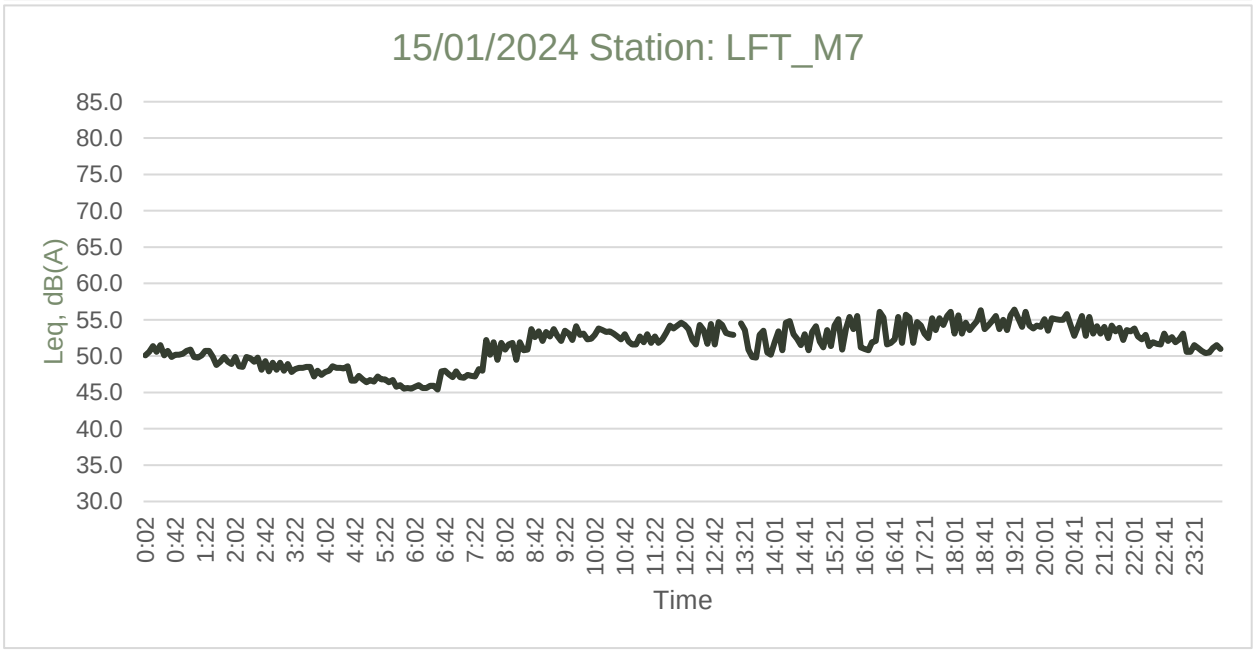
15/01/2024 Station: LFT_M7
Leq, dB(A)
85.0
80.0
75.0
70.0
65.0
60.0
55.0
50.0
45.0
40.0
35.0
30.0
0:02 0:42 1:22 2:02 2:42 3:22 4:02 4:42 5:22 6:02 6:42 7:22 8:02 8:42 9:22 10:02 10:42 11:22 12:02 12:42 13:21 14:01 14:41 15:21 16:01 16:41 17:21 18:01 18:41 19:21 20:01 20:41 21:21 22:01 22:41 23:21
Time

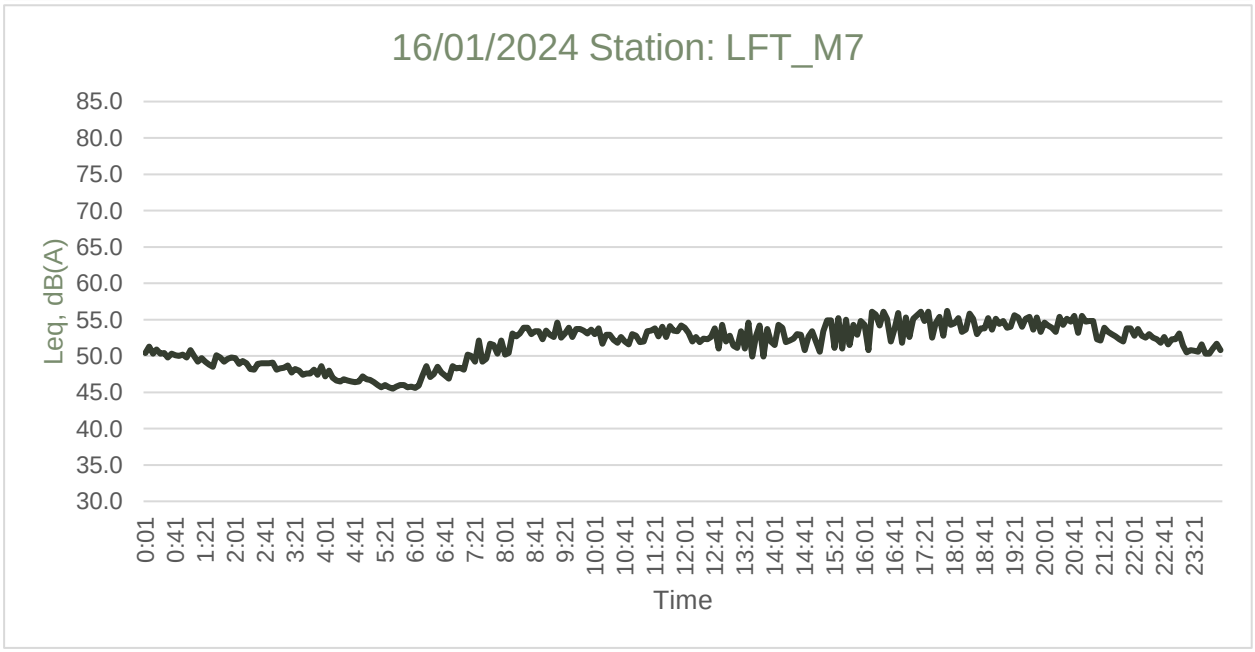
16/01/2024 Station: LFT_M7
Leq, dB(A)
85.0
80.0
75.0
70.0
65.0
60.0
55.0
50.0
45.0
40.0
35.0
30.0
0:01 0:41 1:21 2:01 2:41 3:21 4:01 4:41 5:21 6:01 6:41 7:21 8:01 8:41 9:21 10:01 10:41 11:21 12:01 12:41 13:21 14:01 14:41 15:21 16:01 16:41 17:21 18:01 18:41 19:21 20:01 20:41 21:21 22:01 22:41 23:21
Time

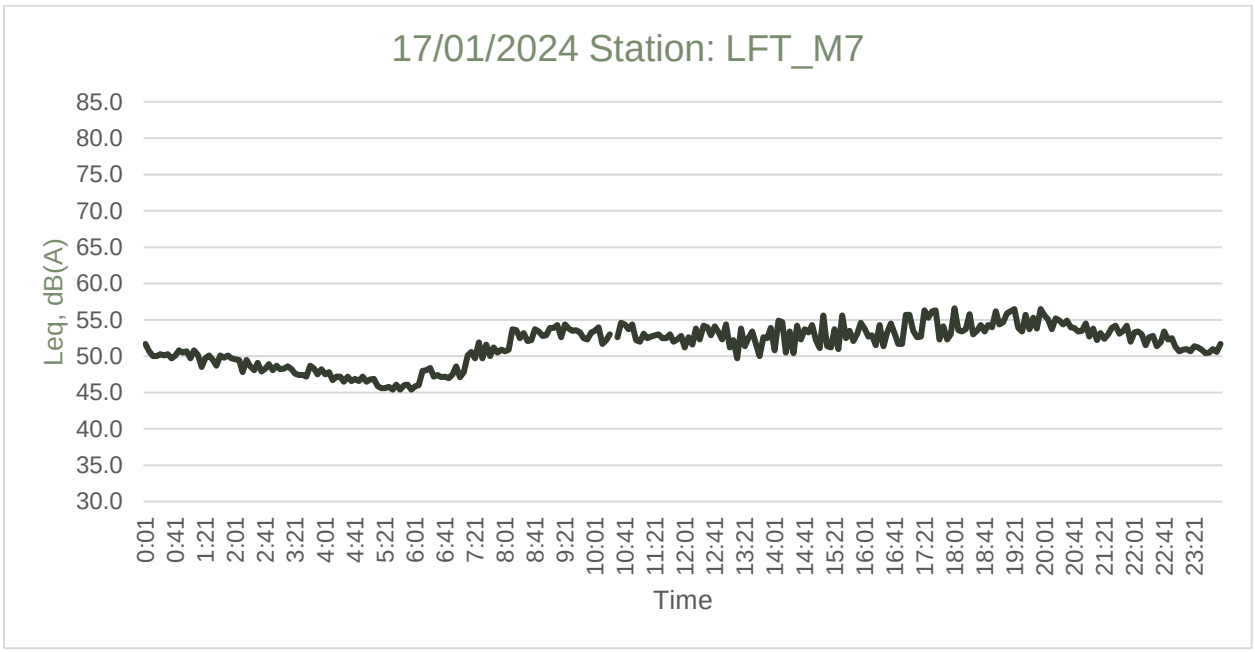
17/01/2024 Station: LFT_M7
Leq, dB(A)
85.0
80.0
75.0
70.0
65.0
60.0
55.0
50.0
45.0
40.0
35.0
30.0
0:01
0:41
1:21
2:01
2:41
3:21
4:01
4:41
5:21
6:01
6:41
7:21
8:01
8:41
9:21
10:01
10:41
11:21
12:01
12:41
13:21
14:01
14:41
15:21
16:01
16:41
17:21
18:01
18:41
19:21
20:01
20:41
21:21
22:01
22:41
23:21
Time

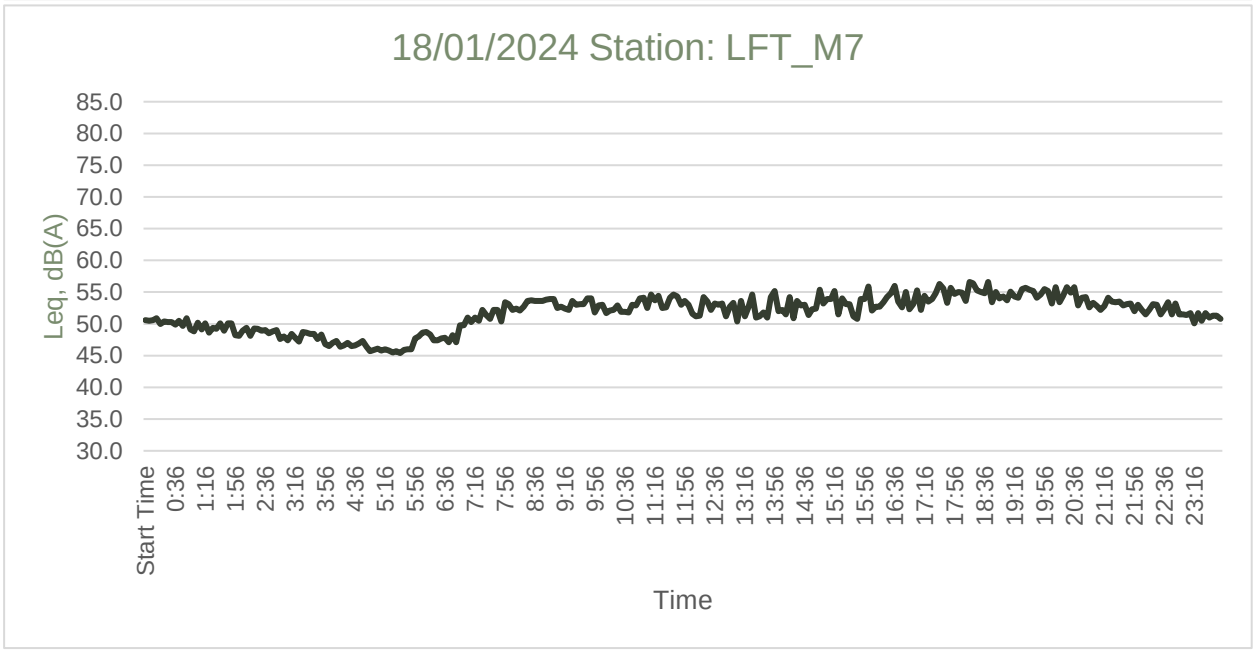
18/01/2024 Station: LFT_M7
Leq, dB(A)
85.0
80.0
75.0
70.0
65.0
60.0
55.0
50.0
45.0
40.0
35.0
30.0
Start Time
0:36
1:16
1:56
2:36
3:16
3:56
4:36
5:16
5:56
6:36
7:16
7:56
8:36
9:16
9:56
10:36
11:16
11:56
12:36
13:16
13:56
14:36
15:16
15:56
16:36
17:16
17:56
18:36
19:16
19:56
20:36
21:16
21:56
22:36
23:16
Time

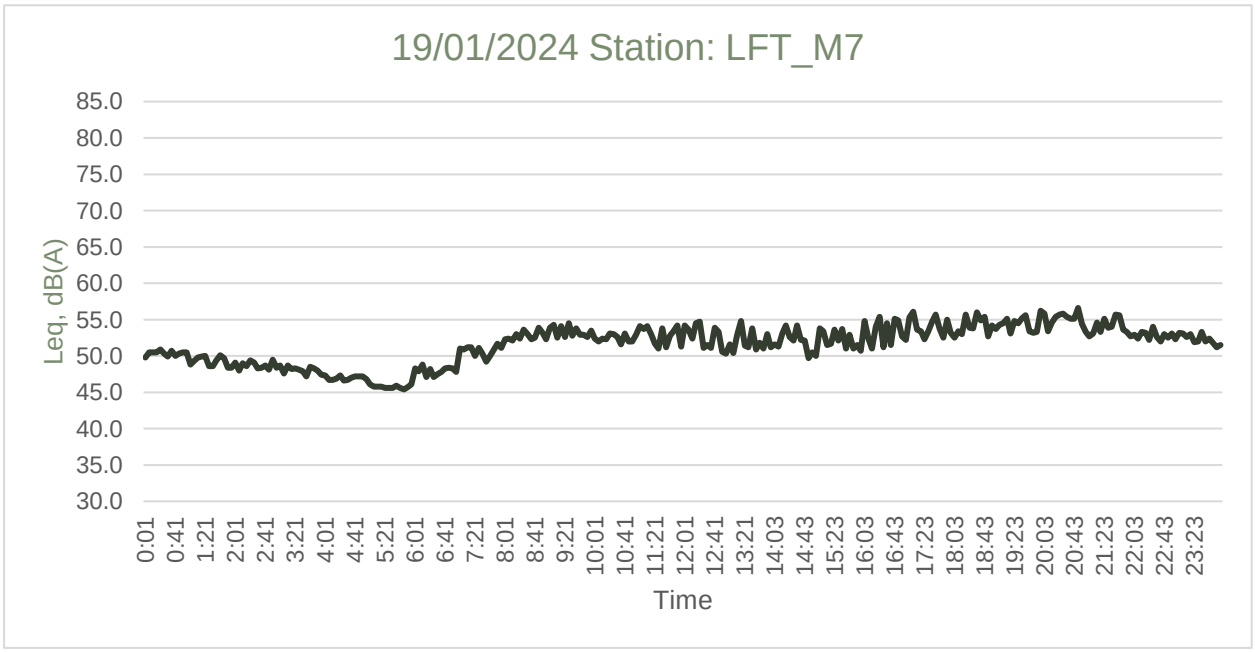
19/01/2024 Station: LFT_M7
Leq, dB(A)
85.0
80.0
75.0
70.0
65.0
60.0
55.0
50.0
45.0
40.0
35.0
30.0
0:01
0:41
1:21
2:01
2:41
3:21
4:01
4:41
5:21
6:01
6:41
7:21
8:01
8:41
9:21
10:01
10:41
11:21
12:01
12:41
13:21
14:03
14:43
15:23
16:03
16:43
17:23
18:03
18:43
19:23
20:03
20:43
21:23
22:03
22:43
23:23
Time

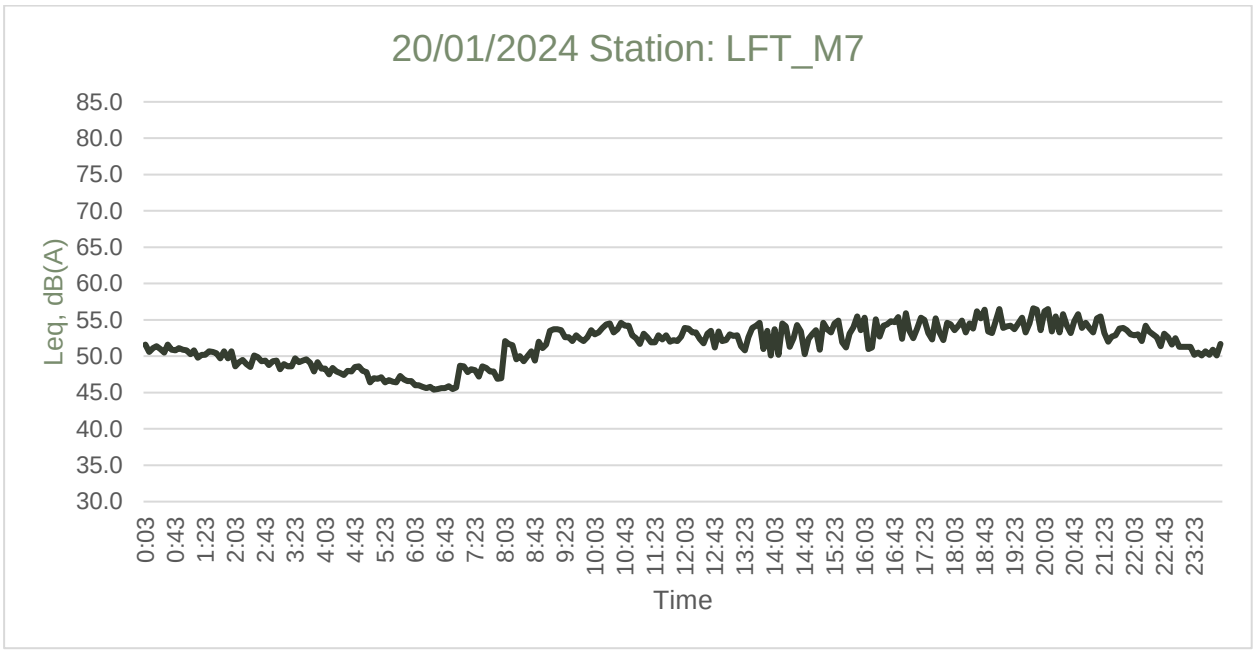
20/01/2024 Station: LFT_M7
Leq, dB(A)
85.0
80.0
75.0
70.0
65.0
60.0
55.0
50.0
45.0
40.0
35.0
30.0
0:03 0:43 1:23 2:03 2:43 3:23 4:03 4:43 5:23 6:03 6:43 7:23 8:03 8:43 9:23 10:03 10:43 11:23 12:03 12:43 13:23 14:03 14:43 15:23 16:03 16:43 17:23 18:03 18:43 19:23 20:03 20:43 21:23 22:03 22:43 23:23
Time

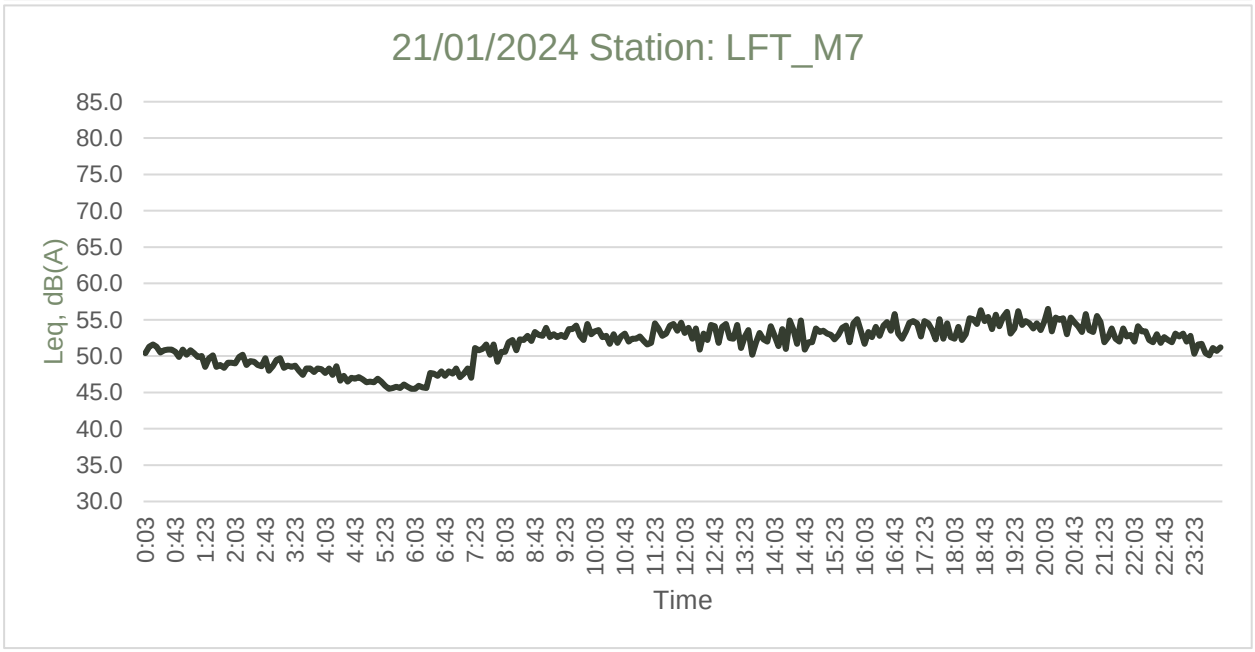
21/01/2024 Station: LFT_M7
Leq, dB(A)
85.0
80.0
75.0
70.0
65.0
60.0
55.0
50.0
45.0
40.0
35.0
30.0
0:03 0:43 1:23 2:03 2:43 3:23 4:03 4:43 5:23 6:03 6:43 7:23 8:03 8:43 9:23 10:03 10:43 11:23 12:03 12:43 13:23 14:03 14:43 15:23 16:03 16:43 17:23 18:03 18:43 19:23 20:03 20:43 21:23 22:03 22:43 23:23
Time

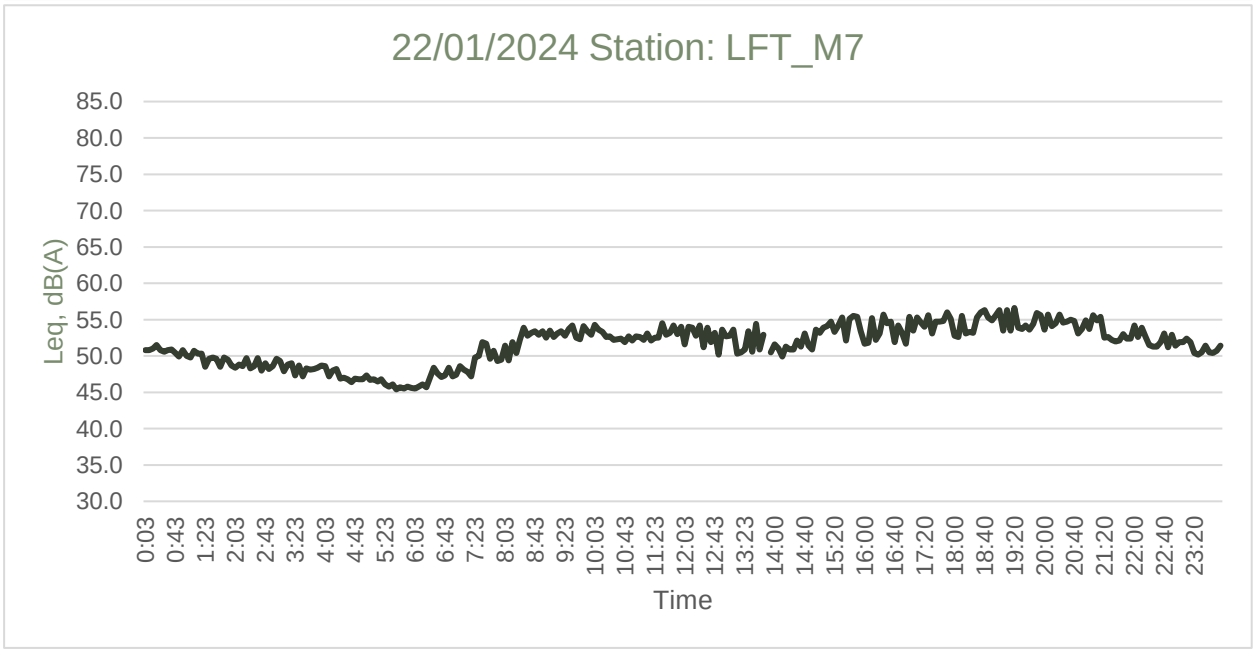
22/01/2024 Station: LFT_M7
Leq, dB(A)
85.0
80.0
75.0
70.0
65.0
60.0
55.0
50.0
45.0
40.0
35.0
30.0
0:03 0:43 1:23 2:03 2:43 3:23 4:03 4:43 5:23 6:03 6:43 7:23 8:03 8:43 9:23 10:03 10:43 11:23 12:03 12:43 13:23 14:00 14:40 15:20 16:00 16:40 17:20 18:00 18:40 19:20 20:00 20:40 21:20 22:00 22:40 23:20
Time

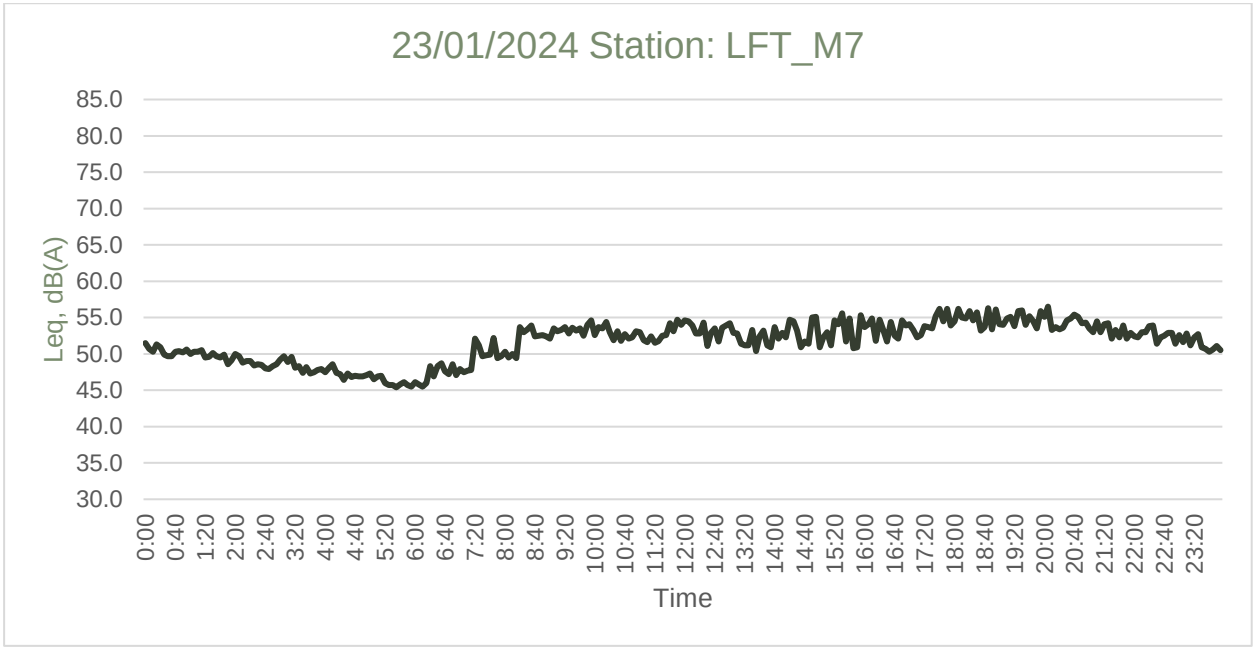
23/01/2024 Station: LFT_M7
Leq, dB(A)
85.0
80.0
75.0
70.0
65.0
60.0
55.0
50.0
45.0
40.0
35.0
30.0
0:00 0:40 1:20 2:00 2:40 3:20 4:00 4:40 5:20 6:00 6:40 7:20 8:00 8:40 9:20 10:00 10:40 11:20 12:00 12:40 13:20 14:00 14:40 15:20 16:00 16:40 17:20 18:00 18:40 19:20 20:00 20:40 21:20 22:00 22:40 23:20
Time

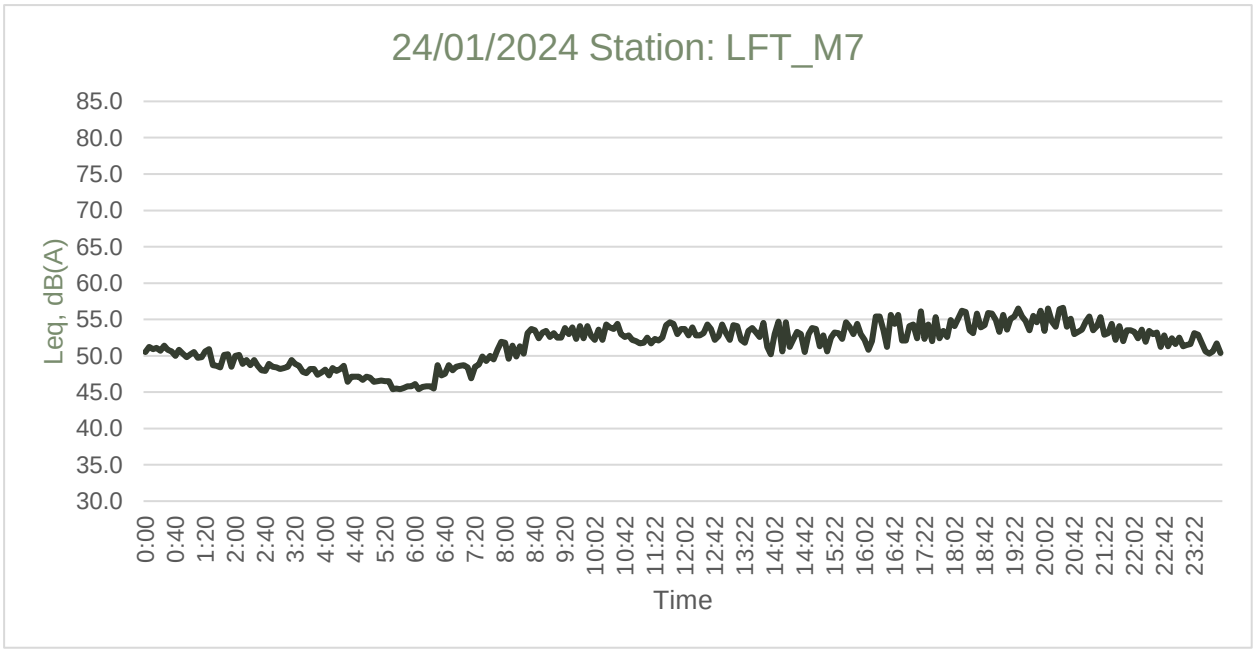
24/01/2024 Station: LFT_M7
Leq, dB(A)
85.0
80.0
75.0
70.0
65.0
60.0
55.0
50.0
45.0
40.0
35.0
30.0
0:00 0:40 1:20 2:00 2:40 3:20 4:00 4:40 5:20 6:00 6:40 7:20 8:00 8:40 9:20 10:02 10:42 11:22 12:02 12:42 13:22 14:02 14:42 15:22 16:02 16:42 17:22 18:02 18:42 19:22 20:02 20:42 21:22 22:02 22:42 23:22
Time

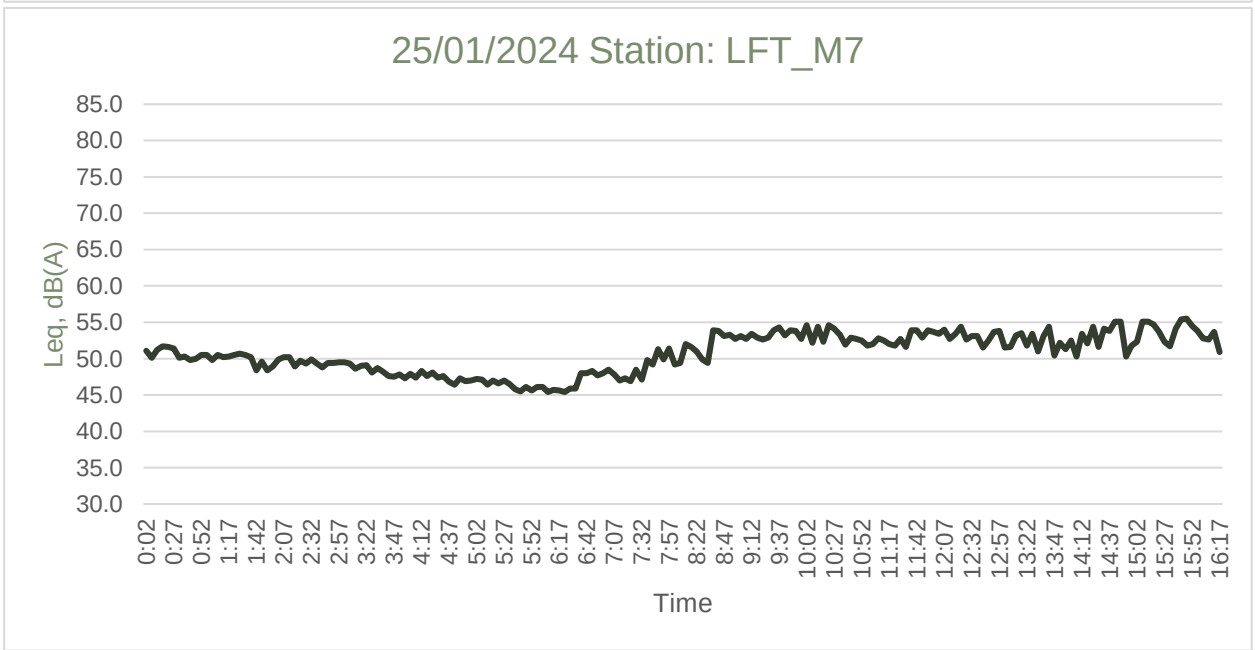
25/01/2024 Station: LFT_M7
Leq, dB(A)
85.0
80.0
75.0
70.0
65.0
60.0
55.0
50.0
45.0
40.0
35.0
30.0
0:02 0:27 0:52 1:17 1:42 2:07 2:32 2:57 3:22 3:47 4:12 4:37 5:02 5:27 5:52 6:17 6:42 7:07 7:32 7:57 8:22 8:47 9:12 9:37 10:02 10:27 10:52 11:17 11:42 12:07 12:32 12:57 13:22 13:47 14:12 14:37 15:02 15:27 15:52 16:17
Time

Appendix 4-10 Baseline Noise Monitoring Results at LFT_M11

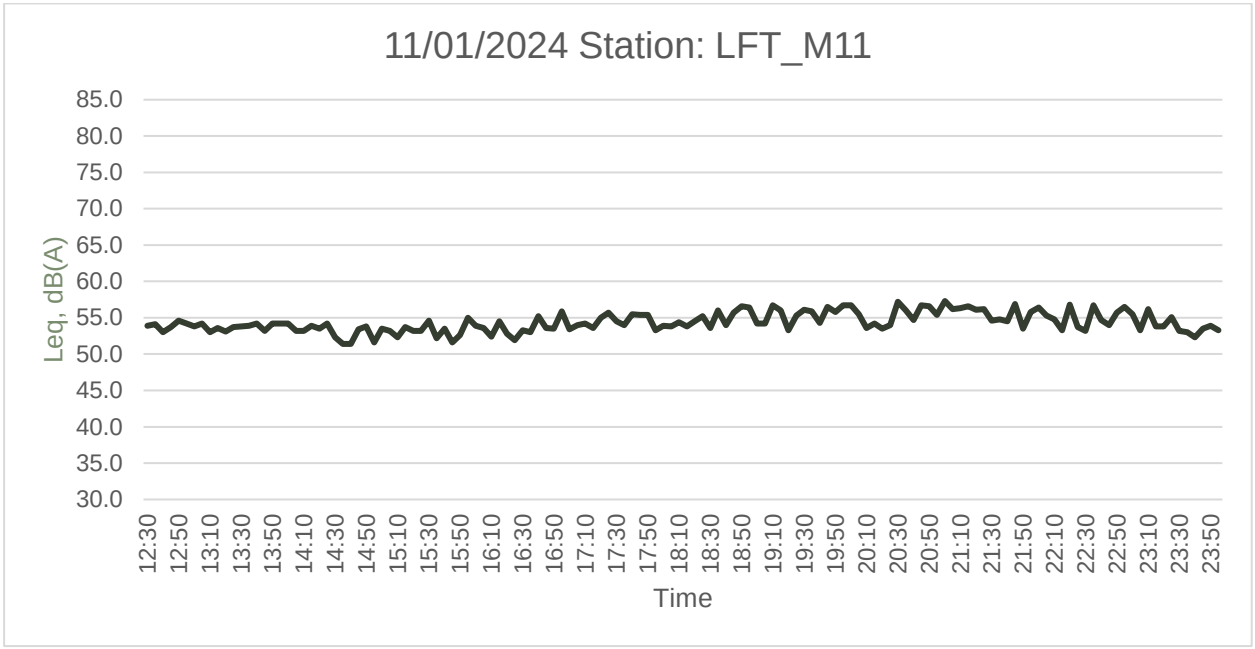
11/01/2024 Station: LFT_M11
Leq, dB(A)
85.0
80.0
75.0
70.0
65.0
60.0
55.0
50.0
45.0
40.0
35.0
30.0
12:30
12:50
13:10
13:30
13:50
14:10
14:30
14:50
15:10
15:30
15:50
16:10
16:30
16:50
17:10
17:30
17:50
18:10
18:30
18:50
19:10
19:30
19:50
20:10
20:30
20:50
21:10
21:30
21:50
22:10
22:30
22:50
23:10
23:30
23:50
Time

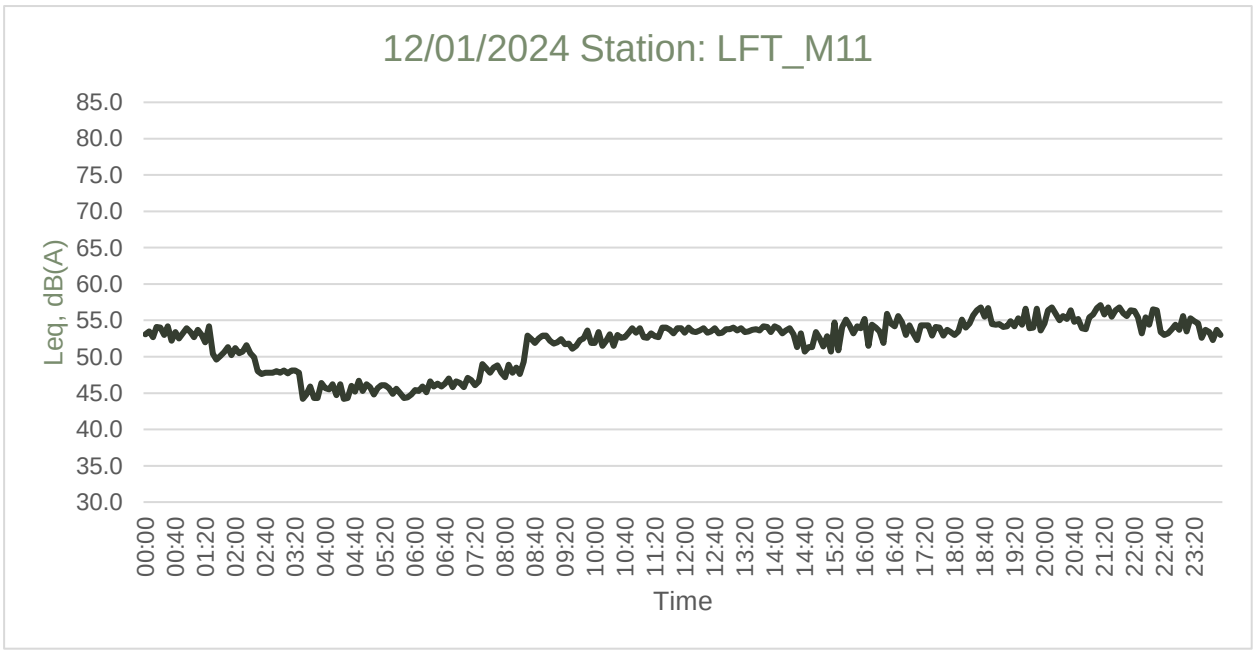
12/01/2024 Station: LFT_M11
Leq, dB(A)
85.0
80.0
75.0
70.0
65.0
60.0
55.0
50.0
45.0
40.0
35.0
30.0
00:00
00:40
01:20
02:00
02:40
03:20
04:00
04:40
05:20
06:00
06:40
07:20
08:00
08:40
09:20
10:00
10:40
11:20
12:00
12:40
13:20
14:00
14:40
15:20
16:00
16:40
17:20
18:00
18:40
19:20
20:00
20:40
21:20
22:00
22:40
23:20
Time

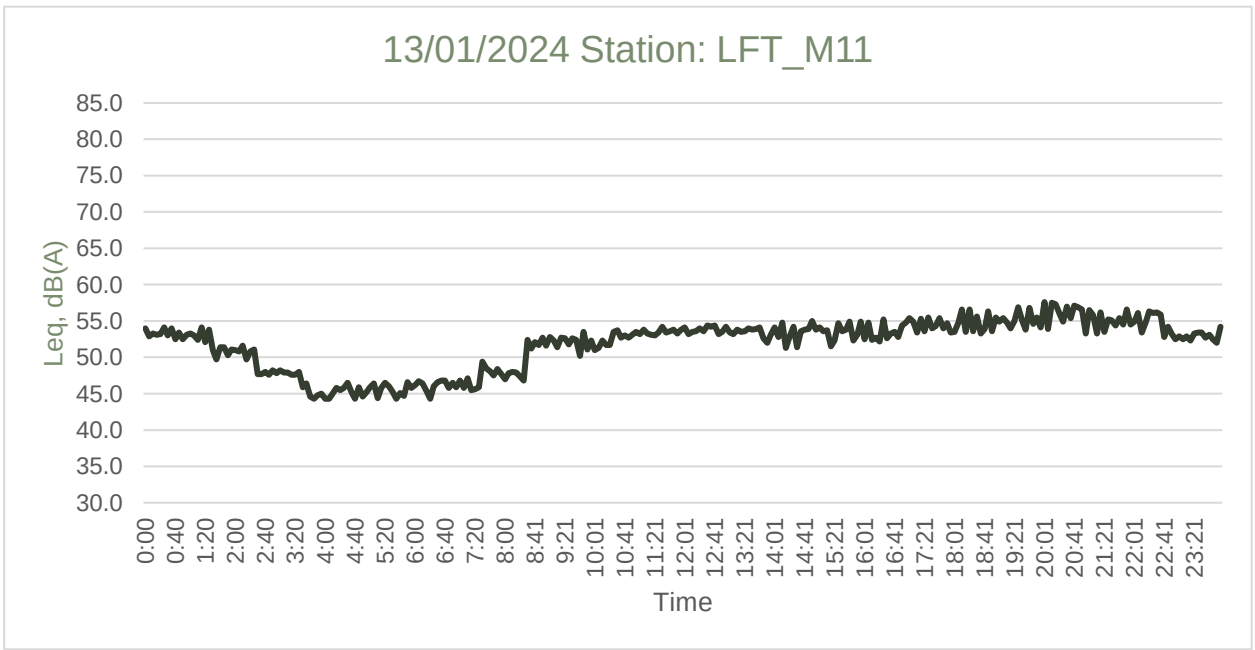
13/01/2024 Station: LFT_M11
Leq, dB(A)
85.0
80.0
75.0
70.0
65.0
60.0
55.0
50.0
45.0
40.0
35.0
30.0
0:00
0:40
1:20
2:00
2:40
3:20
4:00
4:40
5:20
6:00
6:40
7:20
8:00
8:41
9:21
10:01
10:41
11:21
12:01
12:41
13:21
14:01
14:41
15:21
16:01
16:41
17:21
18:01
18:41
19:21
20:01
20:41
21:21
22:01
22:41
23:21
Time

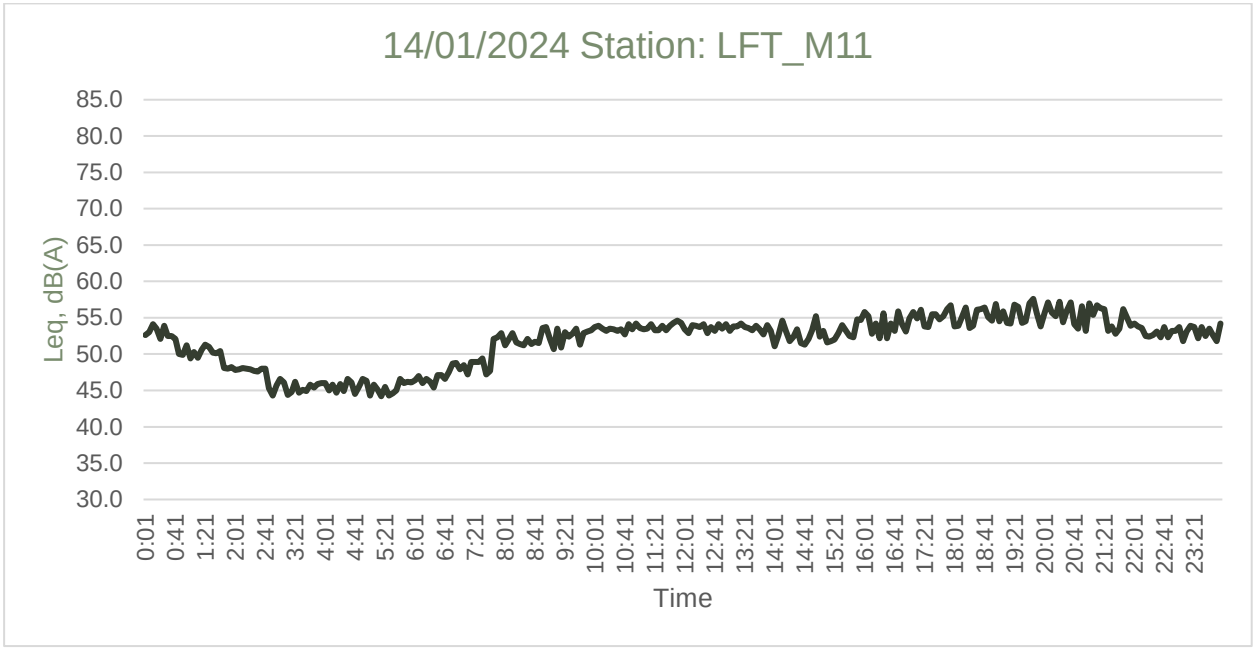
14/01/2024 Station: LFT_M11
Leq, dB(A)
85.0
80.0
75.0
70.0
65.0
60.0
55.0
50.0
45.0
40.0
35.0
30.0
0:01 0:41 1:21 2:01 2:41 3:21 4:01 4:41 5:21 6:01 6:41 7:21 8:01 8:41 9:21 10:01 10:41 11:21 12:01 12:41 13:21 14:01 14:41 15:21 16:01 16:41 17:21 18:01 18:41 19:21 20:01 20:41 21:21 22:01 22:41 23:21
Time

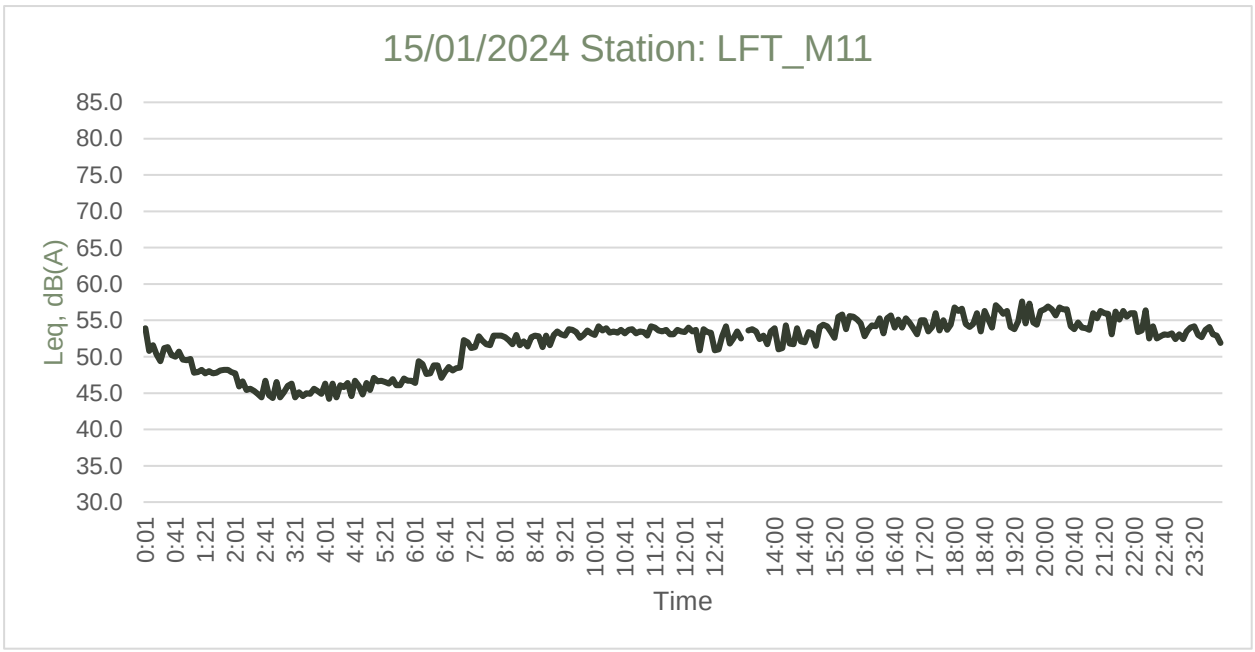
15/01/2024 Station: LFT_M11
Leq, dB(A)
85.0
80.0
75.0
70.0
65.0
60.0
55.0
50.0
45.0
40.0
35.0
30.0
0:01 0:41 1:21 2:01 2:41 3:21 4:01 4:41 5:21 6:01 6:41 7:21 8:01 8:41 9:21 10:01 10:41 11:21 12:01 12:41 14:00 14:40 15:20 16:00 16:40 17:20 18:00 18:40 19:20 20:00 20:40 21:20 22:00 22:40 23:20
Time

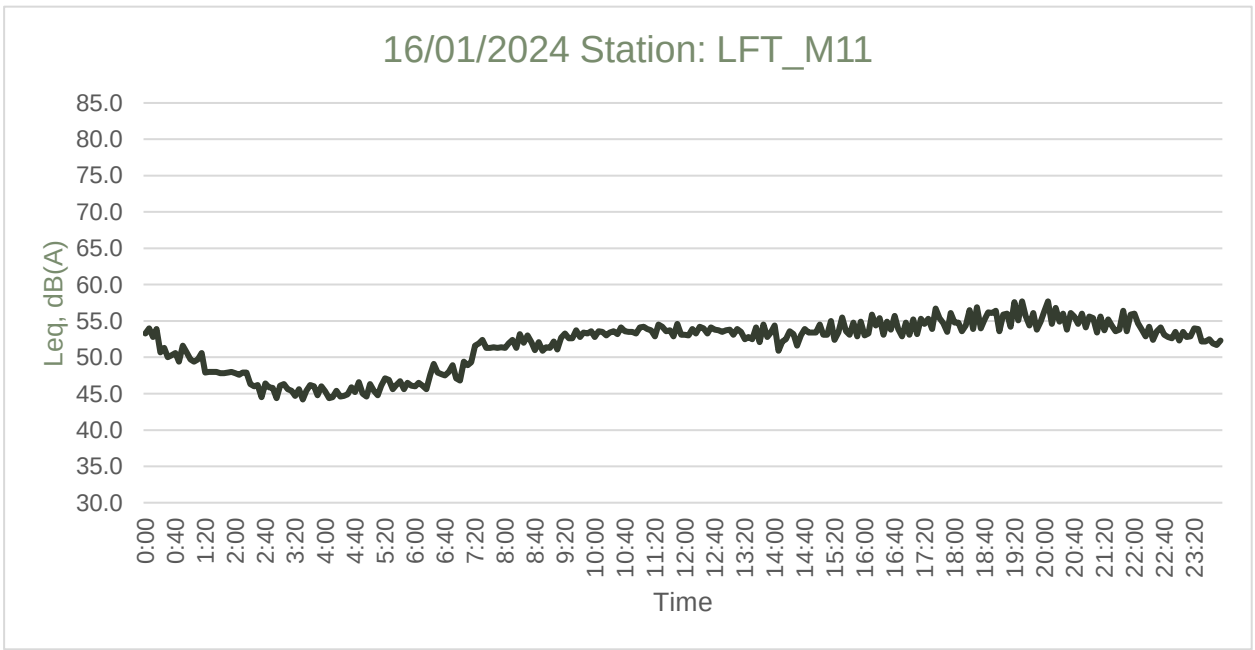
16/01/2024 Station: LFT_M11
Leq, dB(A)
85.0
80.0
75.0
70.0
65.0
60.0
55.0
50.0
45.0
40.0
35.0
30.0
0:00 0:40 1:20 2:00 2:40 3:20 4:00 4:40 5:20 6:00 6:40 7:20 8:00 8:40 9:20 10:00 10:40 11:20 12:00 12:40 13:20 14:00 14:40 15:20 16:00 16:40 17:20 18:00 18:40 19:20 20:00 20:40 21:20 22:00 22:40 23:20
Time

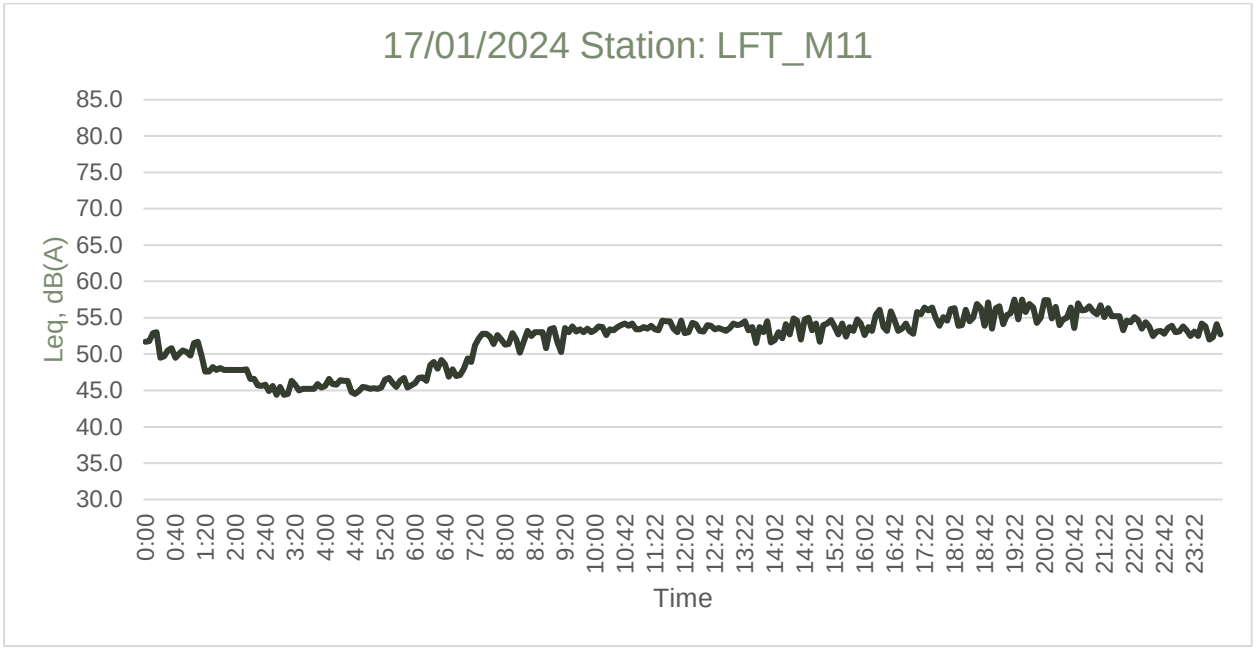
17/01/2024 Station: LFT_M11
Leq, dB(A)
85.0
80.0
75.0
70.0
65.0
60.0
55.0
50.0
45.0
40.0
35.0
30.0
0:00 0:40 1:20 2:00 2:40 3:20 4:00 4:40 5:20 6:00 6:40 7:20 8:00 8:40 9:20 10:00 10:42 11:22 12:02 12:42 13:22 14:02 14:42 15:22 16:02 16:42 17:22 18:02 18:42 19:22 20:02 20:42 21:22 22:02 22:42 23:22
Time

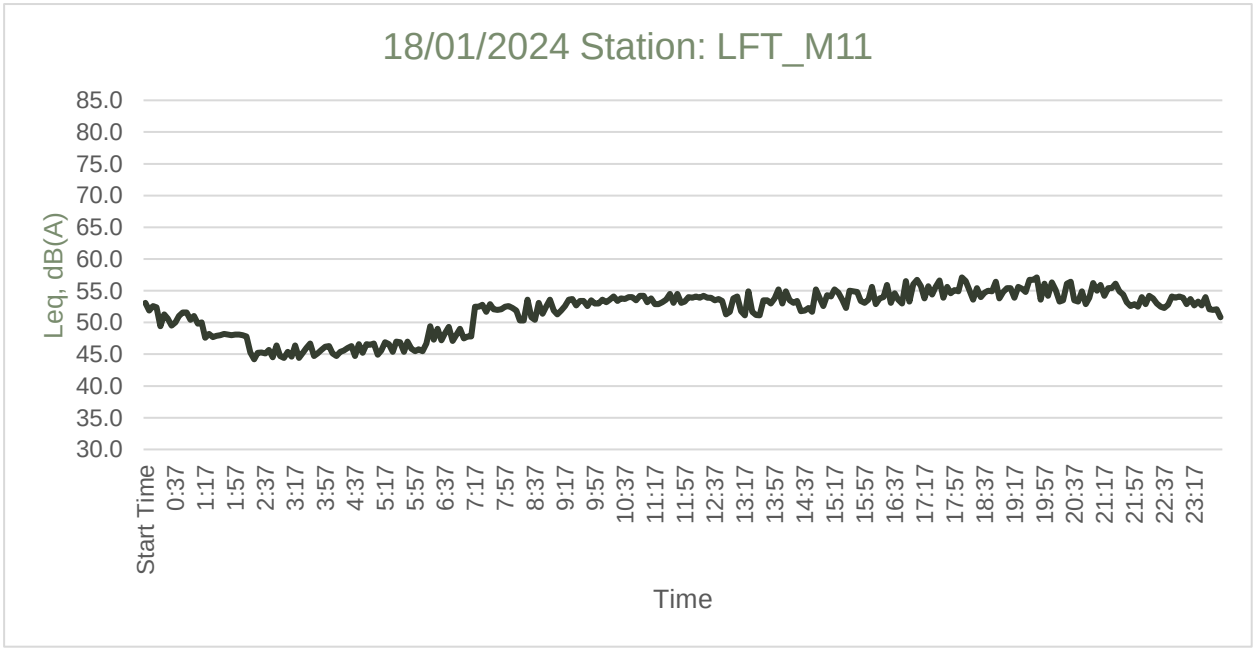
18/01/2024 Station: LFT_M11
Leq, dB(A)
85.0
80.0
75.0
70.0
65.0
60.0
55.0
50.0
45.0
40.0
35.0
30.0
Start Time 0:37 1:17 1:57 2:37 3:17 3:57 4:37 5:17 5:57 6:37 7:17 7:57 8:37 9:17 9:57 10:37 11:17 11:57 12:37 13:17 13:57 14:37 15:17 15:57 16:37 17:17 17:57 18:37 19:17 19:57 20:37 21:17 21:57 22:37 23:17
Time

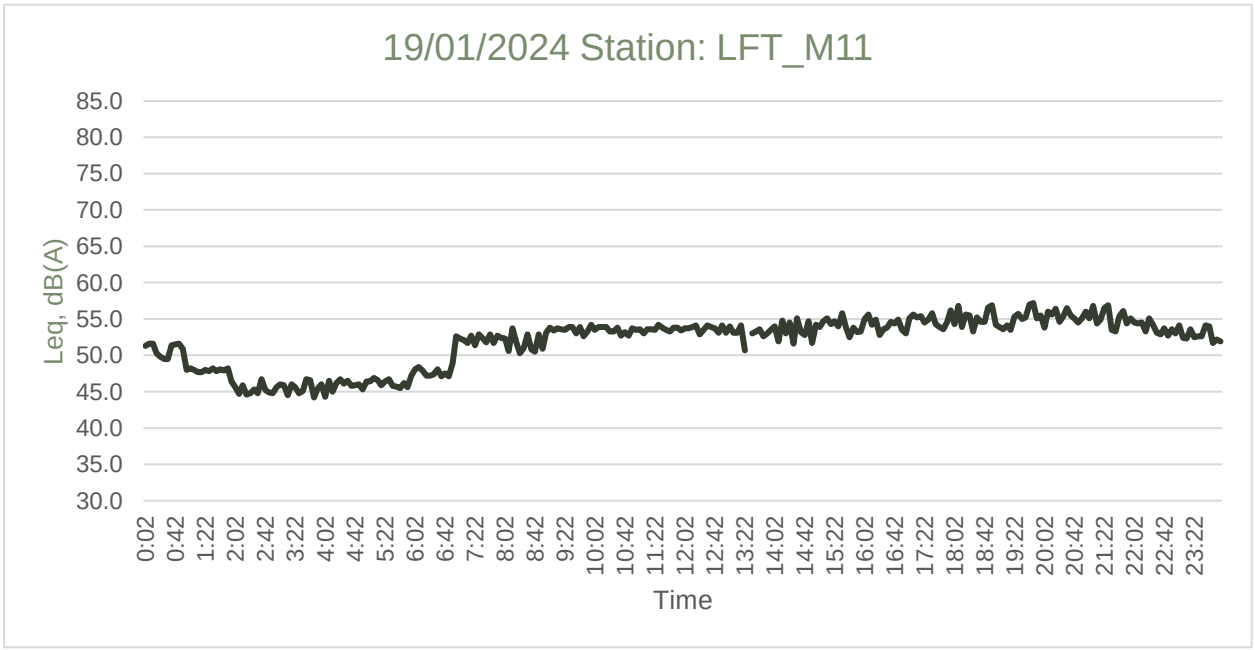
19/01/2024 Station: LFT_M11
Leq, dB(A)
85.0
80.0
75.0
70.0
65.0
60.0
55.0
50.0
45.0
40.0
35.0
30.0
0:02 0:42 1:22 2:02 2:42 3:22 4:02 4:42 5:22 6:02 6:42 7:22 8:02 8:42 9:22 10:02 10:42 11:22 12:02 12:42 13:22 14:02 14:42 15:22 16:02 16:42 17:22 18:02 18:42 19:22 20:02 20:42 21:22 22:02 22:42 23:22
Time

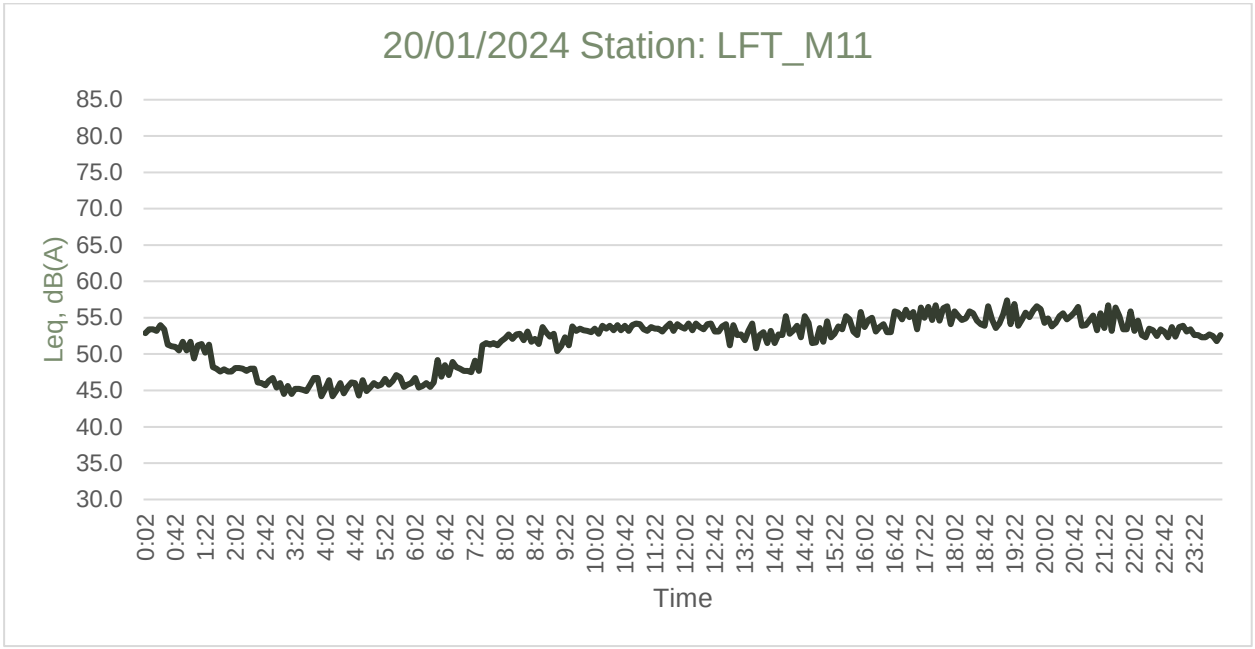
20/01/2024 Station: LFT_M11
Leq, dB(A)
85.0
80.0
75.0
70.0
65.0
60.0
55.0
50.0
45.0
40.0
35.0
30.0
0:02 0:42 1:22 2:02 2:42 3:22 4:02 4:42 5:22 6:02 6:42 7:22 8:02 8:42 9:22 10:02 10:42 11:22 12:02 12:42 13:22 14:02 14:42 15:22 16:02 16:42 17:22 18:02 18:42 19:22 20:02 20:42 21:22 22:02 22:42 23:22
Time

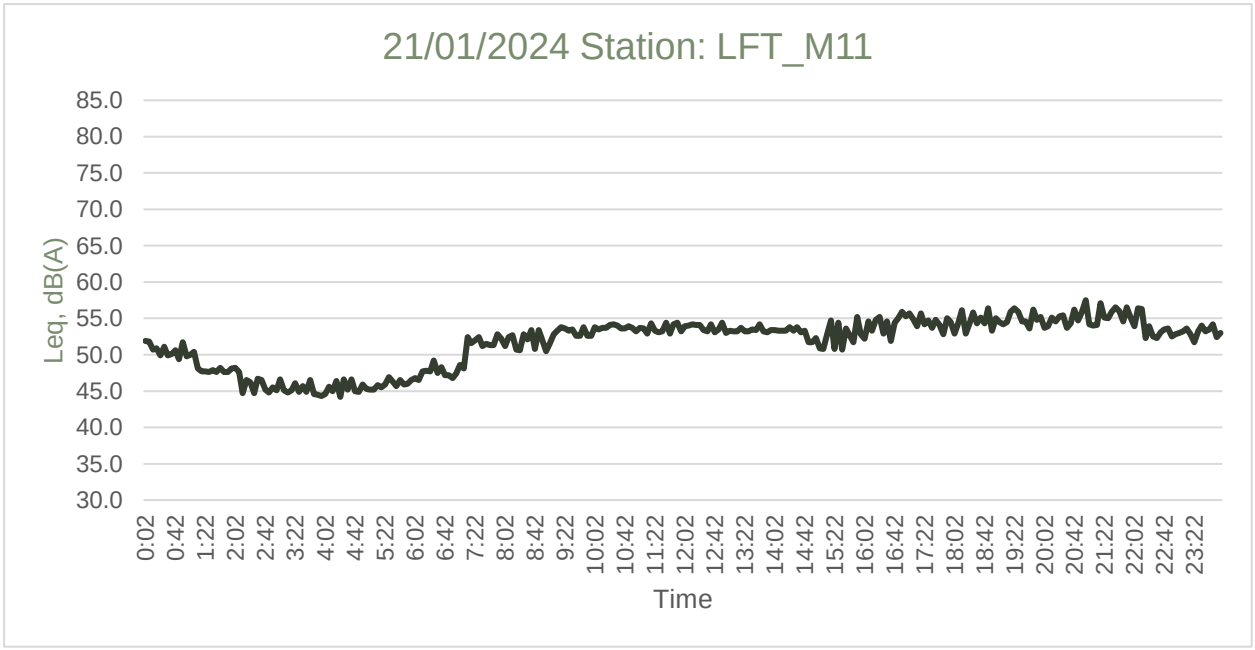
21/01/2024 Station: LFT_M11
Leq, dB(A)
85.0
80.0
75.0
70.0
65.0
60.0
55.0
50.0
45.0
40.0
35.0
30.0
0:02 0:42 1:22 2:02 2:42 3:22 4:02 4:42 5:22 6:02 6:42 7:22 8:02 8:42 9:22 10:02 10:42 11:22 12:02 12:42 13:22 14:02 14:42 15:22 16:02 16:42 17:22 18:02 18:42 19:22 20:02 20:42 21:22 22:02 22:42 23:22
Time

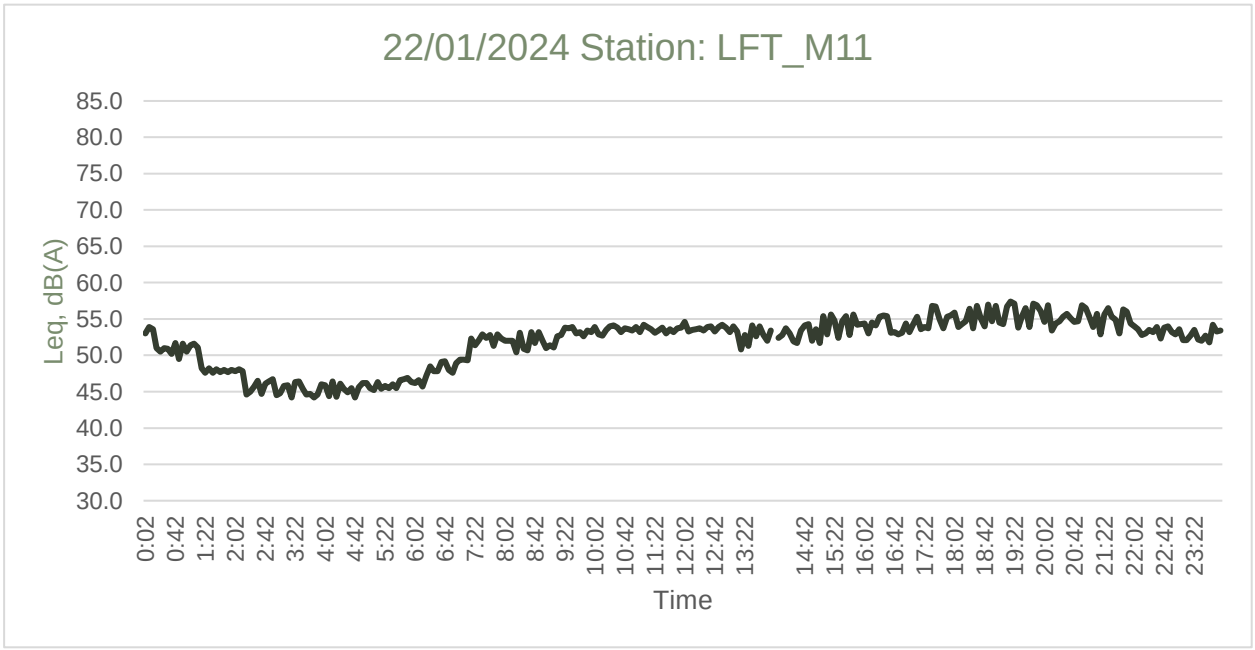
22/01/2024 Station: LFT_M11
Leq, dB(A)
85.0
80.0
75.0
70.0
65.0
60.0
55.0
50.0
45.0
40.0
35.0
30.0
0:02 0:42 1:22 2:02 2:42 3:22 4:02 4:42 5:22 6:02 6:42 7:22 8:02 8:42 9:22 10:02 10:42 11:22 12:02 12:42 13:22 14:42 15:22 16:02 16:42 17:22 18:02 18:42 19:22 20:02 20:42 21:22 22:02 22:42 23:22
Time

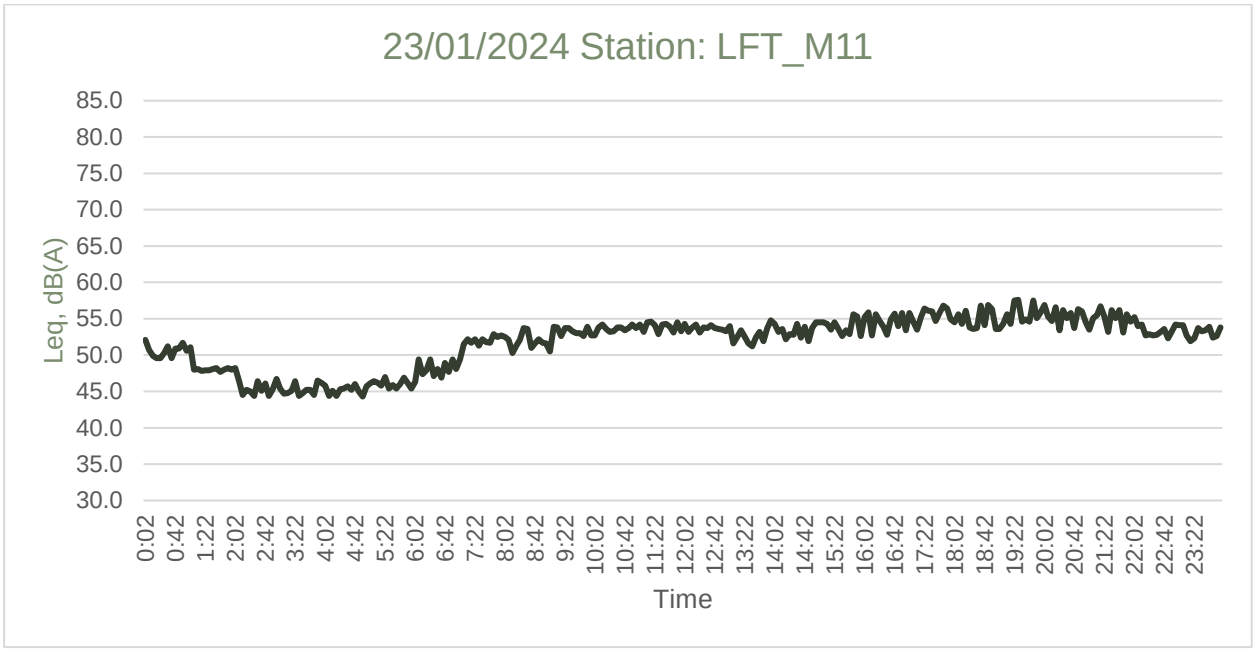
23/01/2024 Station: LFT_M11
Leq, dB(A)
85.0
80.0
75.0
70.0
65.0
60.0
55.0
50.0
45.0
40.0
35.0
30.0
0:02 0:42 1:22 2:02 2:42 3:22 4:02 4:42 5:22 6:02 6:42 7:22 8:02 8:42 9:22 10:02 10:42 11:22 12:02 12:42 13:22 14:02 14:42 15:22 16:02 16:42 17:22 18:02 18:42 19:22 20:02 20:42 21:22 22:02 22:42 23:22
Time

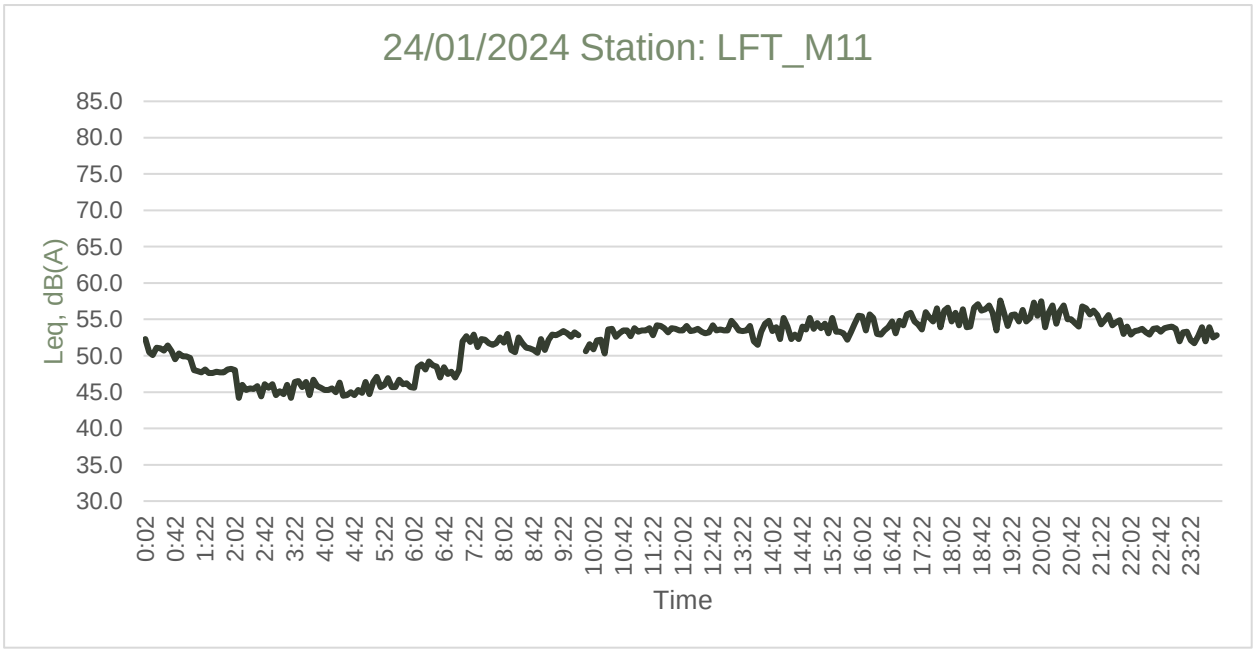
24/01/2024 Station: LFT_M11
Leq, dB(A)
85.0
80.0
75.0
70.0
65.0
60.0
55.0
50.0
45.0
40.0
35.0
30.0
0:02 0:42 1:22 2:02 2:42 3:22 4:02 4:42 5:22 6:02 6:42 7:22 8:02 8:42 9:22 10:02 10:42 11:22 12:02 12:42 13:22 14:02 14:42 15:22 16:02 16:42 17:22 18:02 18:42 19:22 20:02 20:42 21:22 22:02 22:42 23:22
Time

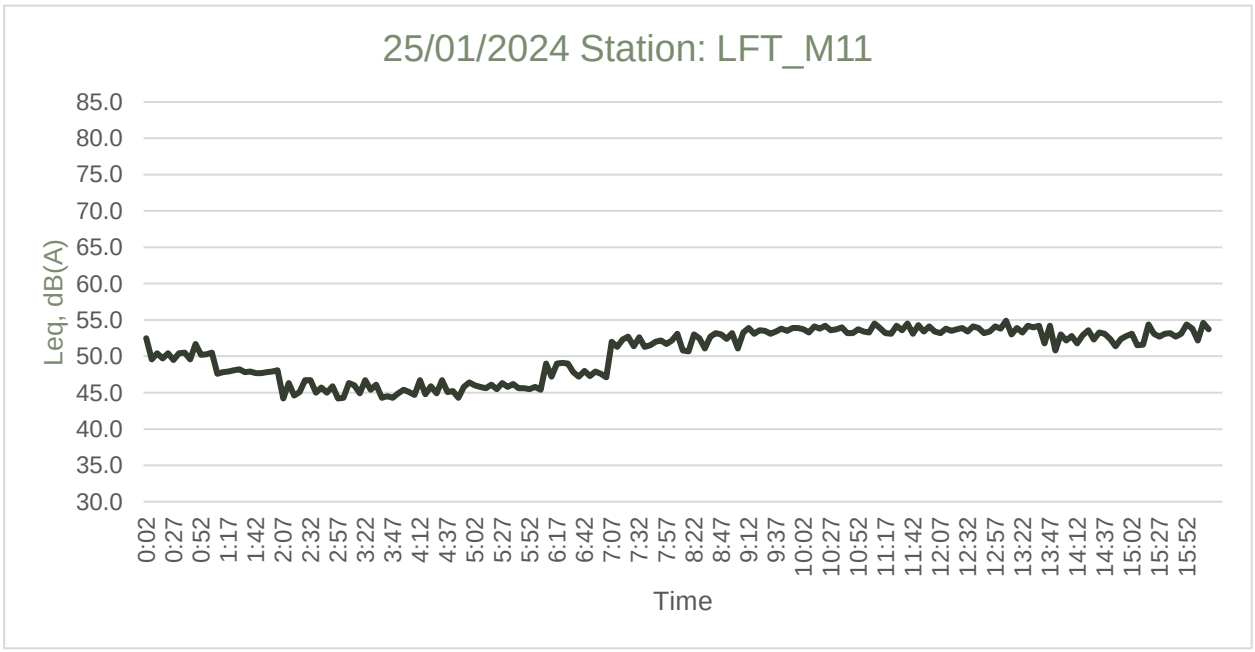
25/01/2024 Station: LFT_M11
Leq, dB(A)
85.0
80.0
75.0
70.0
65.0
60.0
55.0
50.0
45.0
40.0
35.0
30.0
0:02 0:27 0:52 1:17 1:42 2:07 2:32 2:57 3:22 3:47 4:12 4:37 5:02 5:27 5:52 6:17 6:42 7:07 7:32 7:57 8:22 8:47 9:12 9:37 10:02 10:27 10:52 11:17 11:42 12:07 12:32 12:57 13:22 13:47 14:12 14:37 15:02 15:27 15:52
Time

Appendix 4-11 Baseline Noise Monitoring Results at SSNV_M2

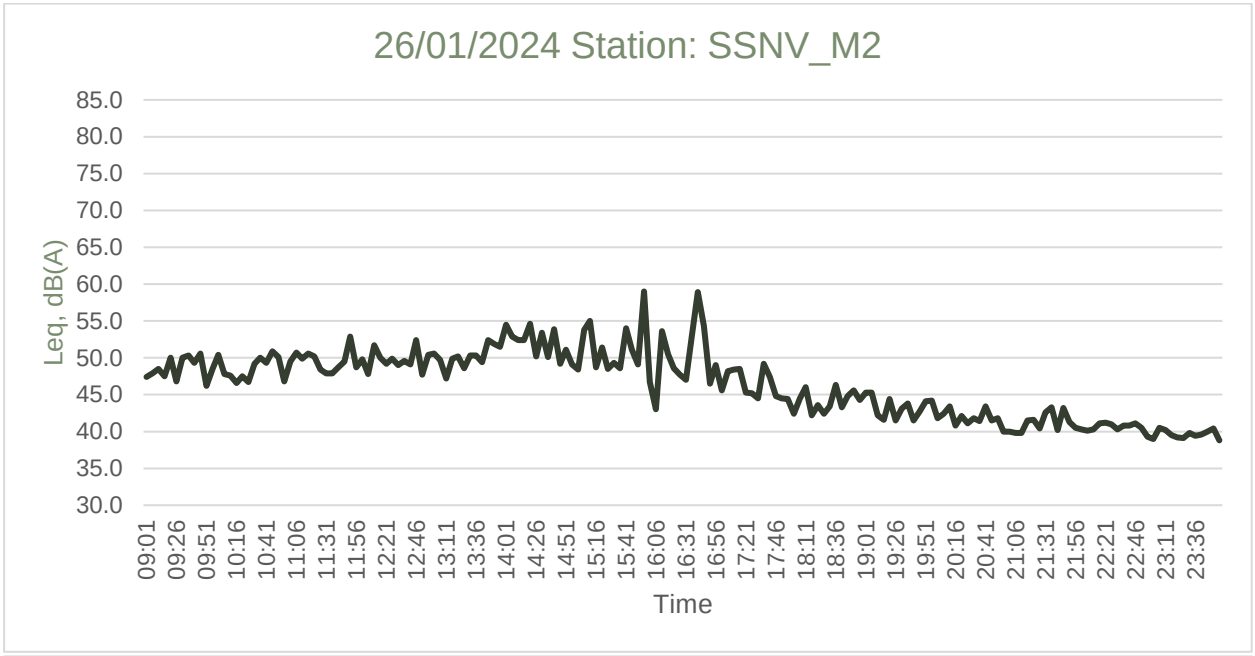
26/01/2024 Station: SSNV_M2
Leq, dB(A)
85.0
80.0
75.0
70.0
65.0
60.0
55.0
50.0
45.0
40.0
35.0
30.0
09:01
09:26
09:51
10:16
10:41
11:06
11:31
11:56
12:21
12:46
13:11
13:36
14:01
14:26
14:51
15:16
15:41
16:06
16:31
16:56
17:21
17:46
18:11
18:36
19:01
19:26
19:51
20:16
20:41
21:06
21:31
21:56
22:21
22:46
23:11
23:36
Time

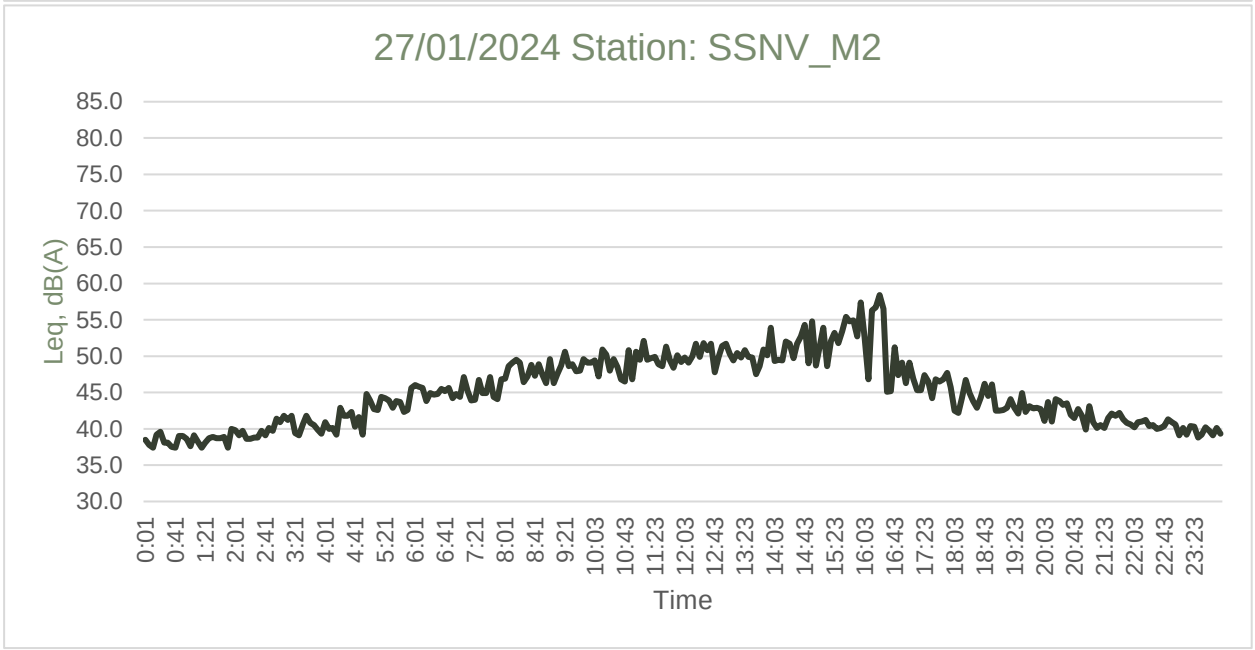
27/01/2024 Station: SSNV_M2
Leq, dB(A)
85.0
80.0
75.0
70.0
65.0
60.0
55.0
50.0
45.0
40.0
35.0
30.0
0:01
0:41
1:21
2:01
2:41
3:21
4:01
4:41
5:21
6:01
6:41
7:21
8:01
8:41
9:21
10:03
10:43
11:23
12:03
12:43
13:23
14:03
14:43
15:23
16:03
16:43
17:23
18:03
18:43
19:23
20:03
20:43
21:23
22:03
22:43
23:23
Time

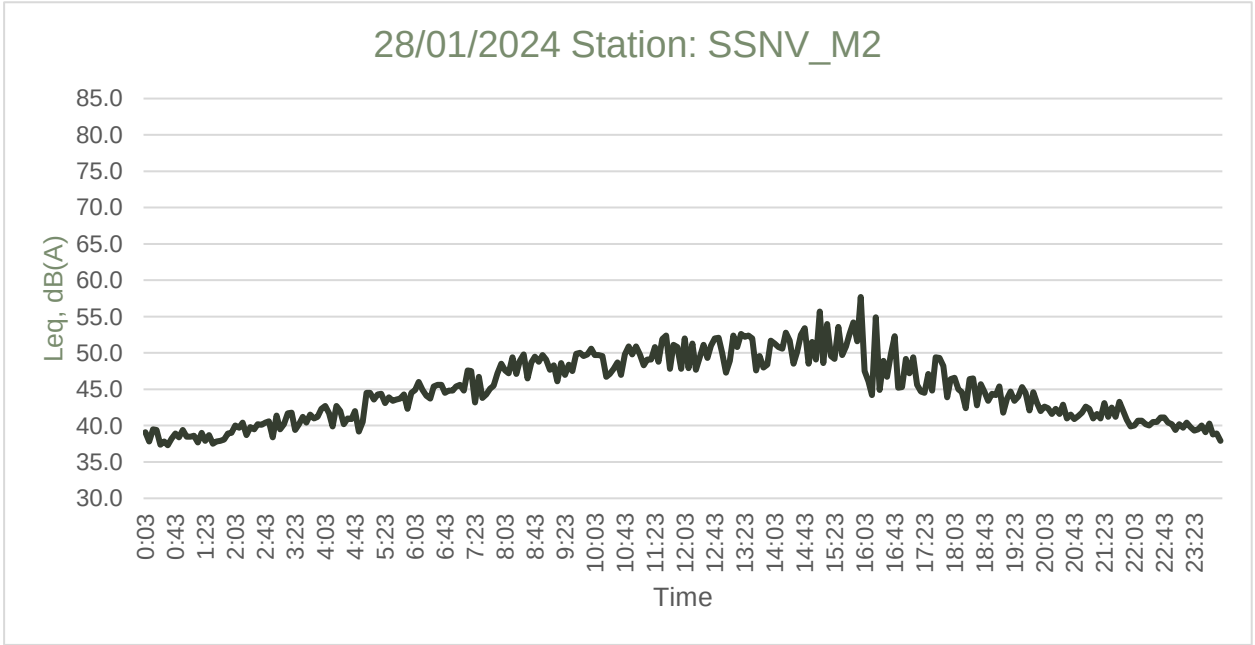
28/01/2024 Station: SSNV_M2
Leq, dB(A)
85.0
80.0
75.0
70.0
65.0
60.0
55.0
50.0
45.0
40.0
35.0
30.0
0:03
0:43
1:23
2:03
2:43
3:23
4:03
4:43
5:23
6:03
6:43
7:23
8:03
8:43
9:23
10:03
10:43
11:23
12:03
12:43
13:23
14:03
14:43
15:23
16:03
16:43
17:23
18:03
18:43
19:23
20:03
20:43
21:23
22:03
22:43
23:23
Time

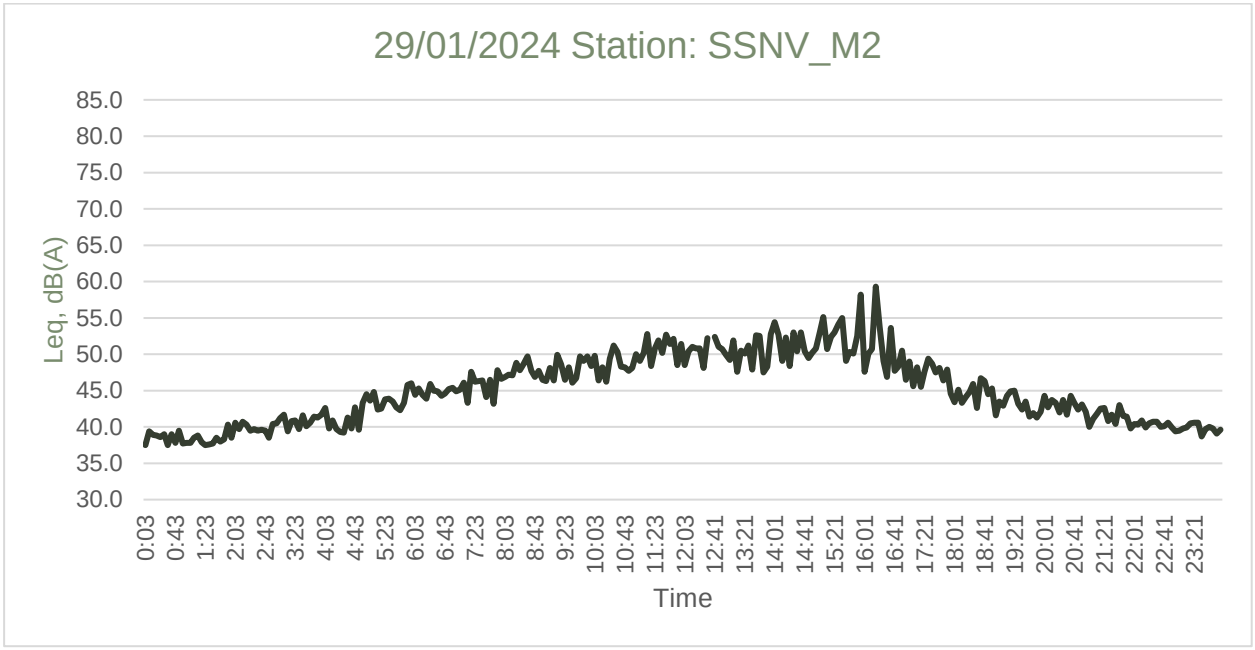
29/01/2024 Station: SSNV_M2
Leq, dB(A)
85.0
80.0
75.0
70.0
65.0
60.0
55.0
50.0
45.0
40.0
35.0
30.0
0:03 0:43 1:23 2:03 2:43 3:23 4:03 4:43 5:23 6:03 6:43 7:23 8:03 8:43 9:23 10:03 10:43 11:23 12:03 12:41 13:21 14:01 14:41 15:21 16:01 16:41 17:21 18:01 18:41 19:21 20:01 20:41 21:21 22:01 22:41 23:21
Time

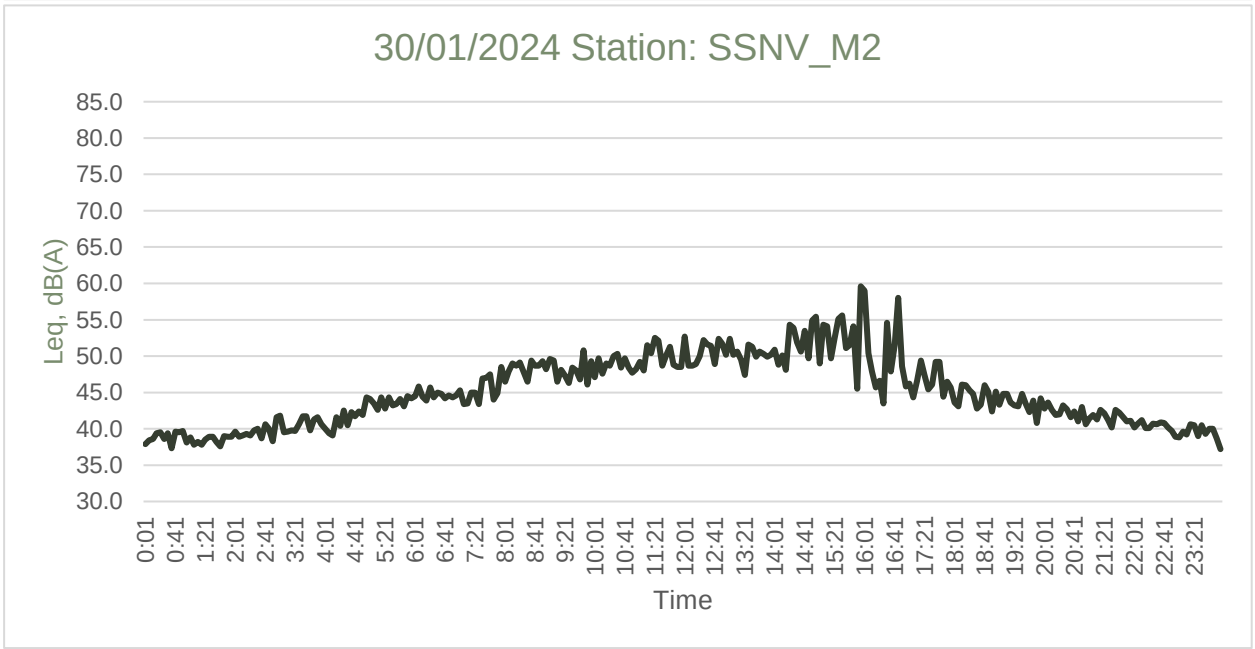
30/01/2024 Station: SSNV_M2
Leq, dB(A)
85.0
80.0
75.0
70.0
65.0
60.0
55.0
50.0
45.0
40.0
35.0
30.0
0:01 0:41 1:21 2:01 2:41 3:21 4:01 4:41 5:21 6:01 6:41 7:21 8:01 8:41 9:21 10:01 10:41 11:21 12:01 12:41 13:21 14:01 14:41 15:21 16:01 16:41 17:21 18:01 18:41 19:21 20:01 20:41 21:21 22:01 22:41 23:21
Time

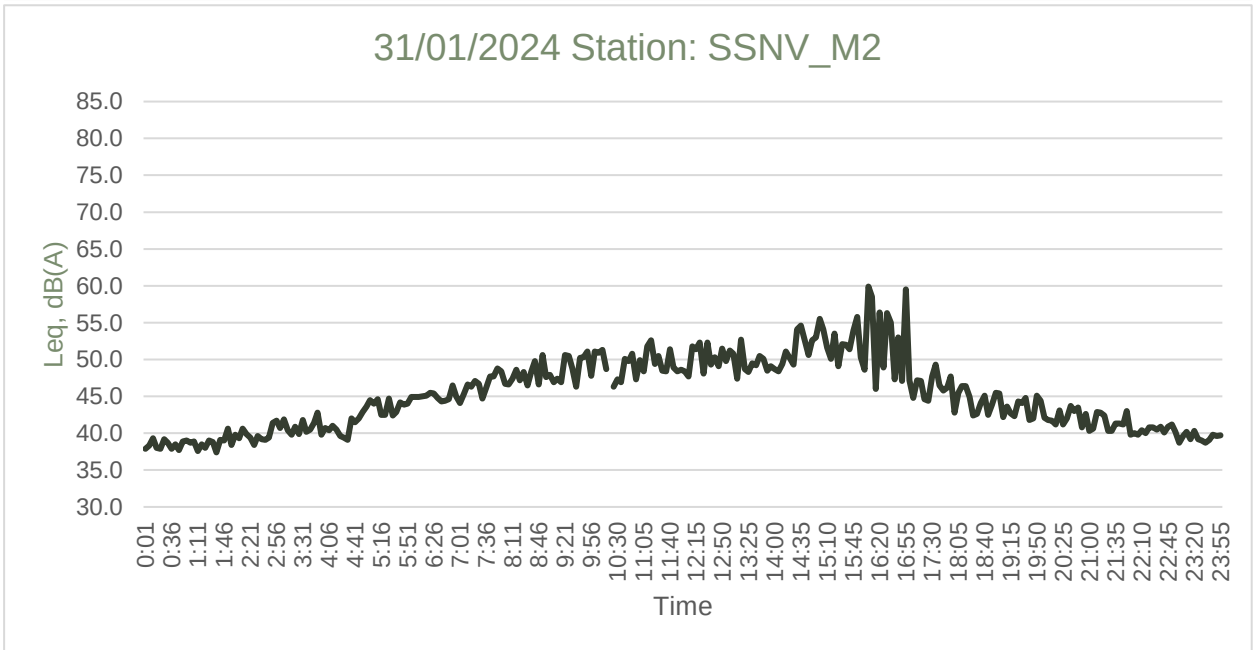
31/01/2024 Station: SSNV_M2
Leq, dB(A)
85.0
80.0
75.0
70.0
65.0
60.0
55.0
50.0
45.0
40.0
35.0
30.0
0:01 0:36 1:11 1:46 2:21 2:56 3:31 4:06 4:41 5:16 5:51 6:26 7:01 7:36 8:11 8:46 9:21 9:56 10:30 11:05 11:40 12:15 12:50 13:25 14:00 14:35 15:10 15:45 16:20 16:55 17:30 18:05 18:40 19:15 19:50 20:25 21:00 21:35 22:10 22:45 23:20 23:55
Time

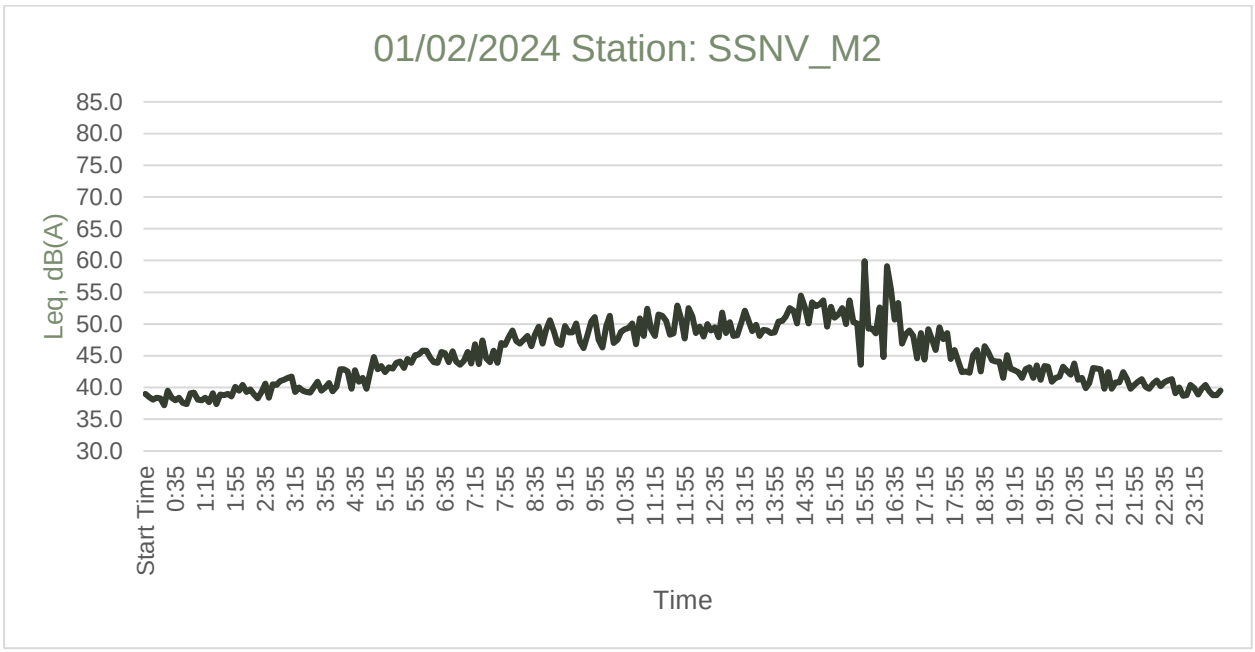
01/02/2024 Station: SSNV_M2
Leq, dB(A)
85.0
80.0
75.0
70.0
65.0
60.0
55.0
50.0
45.0
40.0
35.0
30.0
Start Time
0:35
1:15
1:55
2:35
3:15
3:55
4:35
5:15
5:55
6:35
7:15
7:55
8:35
9:15
9:55
10:35
11:15
11:55
12:35
13:15
13:55
14:35
15:15
15:55
16:35
17:15
17:55
18:35
19:15
19:55
20:35
21:15
21:55
22:35
23:15
Time

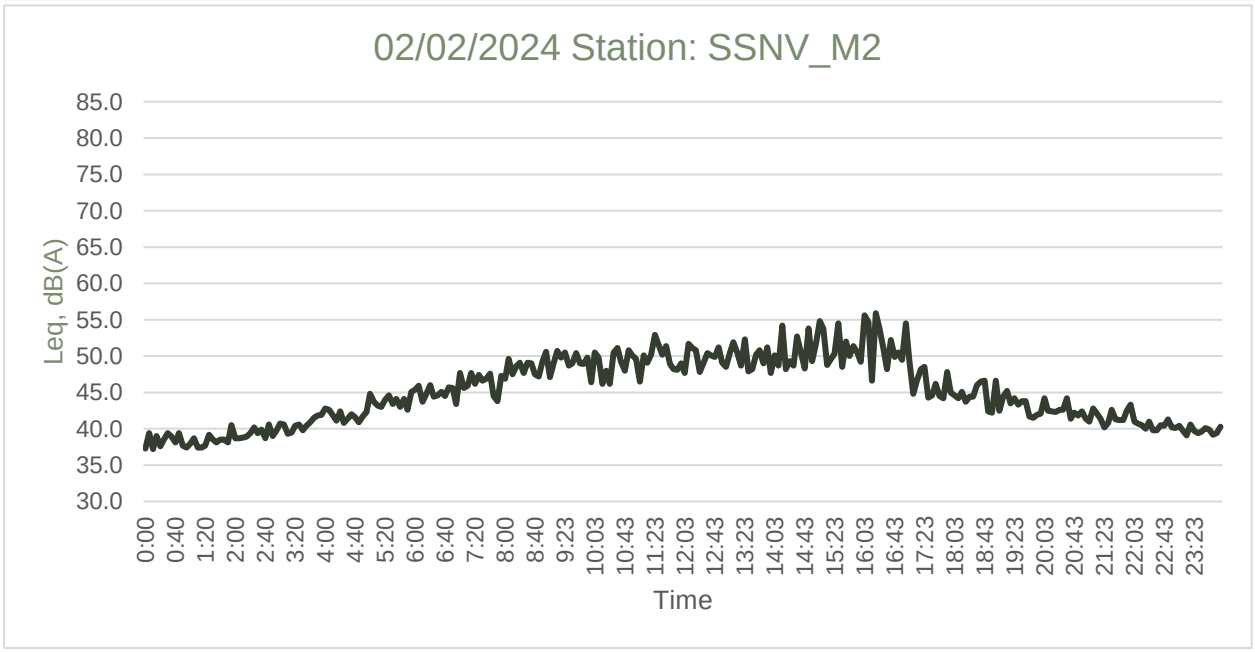
02/02/2024 Station: SSNV_M2
Leq, dB(A)
85.0
80.0
75.0
70.0
65.0
60.0
55.0
50.0
45.0
40.0
35.0
30.0
0:00
0:40
1:20
2:00
2:40
3:20
4:00
4:40
5:20
6:00
6:40
7:20
8:00
8:40
9:23
10:03
10:43
11:23
12:03
12:43
13:23
14:03
14:43
15:23
16:03
16:43
17:23
18:03
18:43
19:23
20:03
20:43
21:23
22:03
22:43
23:23
Time

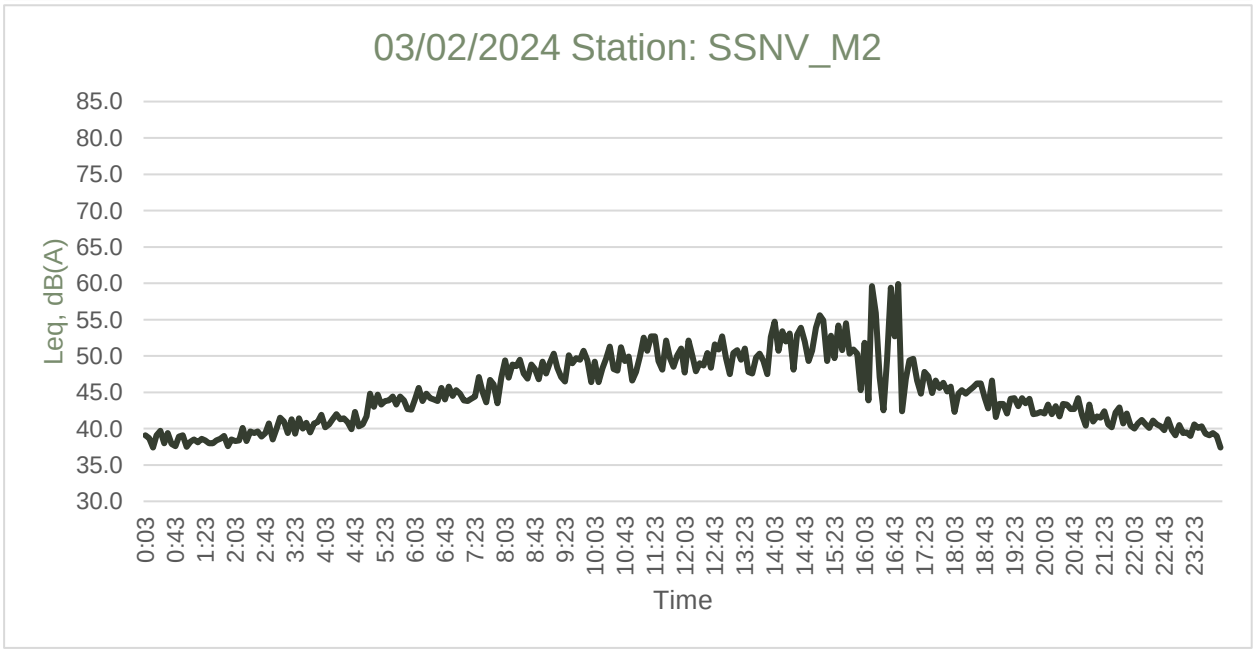
03/02/2024 Station: SSNV_M2
Leq, dB(A)
85.0
80.0
75.0
70.0
65.0
60.0
55.0
50.0
45.0
40.0
35.0
30.0
0:03
0:43
1:23
2:03
2:43
3:23
4:03
4:43
5:23
6:03
6:43
7:23
8:03
8:43
9:23
10:03
10:43
11:23
12:03
12:43
13:23
14:03
14:43
15:23
16:03
16:43
17:23
18:03
18:43
19:23
20:03
20:43
21:23
22:03
22:43
23:23
Time

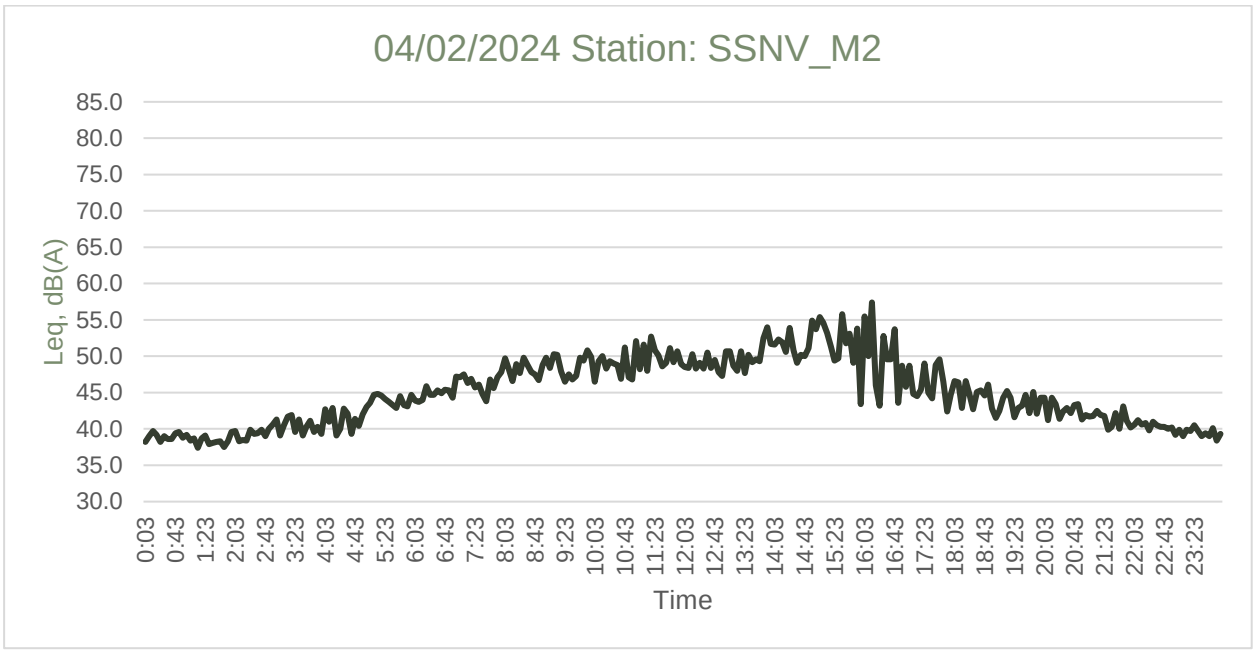
04/02/2024 Station: SSNV_M2
Leq, dB(A)
85.0
80.0
75.0
70.0
65.0
60.0
55.0
50.0
45.0
40.0
35.0
30.0
0:03 0:43 1:23 2:03 2:43 3:23 4:03 4:43 5:23 6:03 6:43 7:23 8:03 8:43 9:23 10:03 10:43 11:23 12:03 12:43 13:23 14:03 14:43 15:23 16:03 16:43 17:23 18:03 18:43 19:23 20:03 20:43 21:23 22:03 22:43 23:23
Time

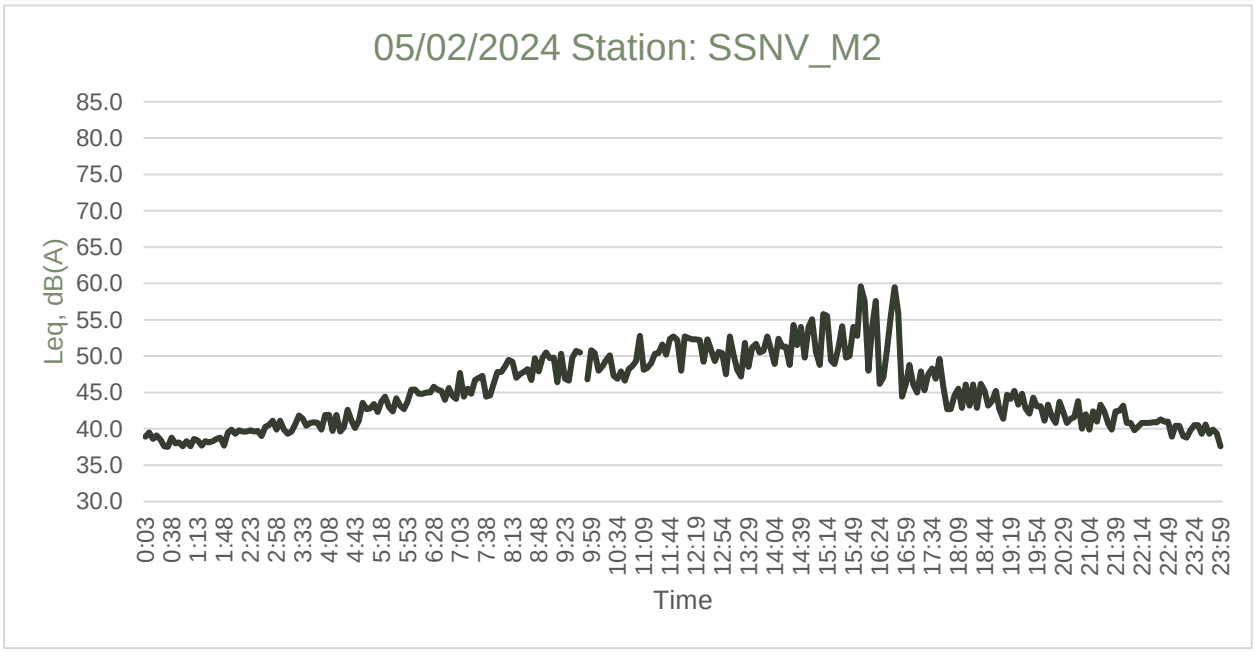
05/02/2024 Station: SSNV_M2
Leq, dB(A)
85.0
80.0
75.0
70.0
65.0
60.0
55.0
50.0
45.0
40.0
35.0
30.0
0:03 0:38 1:13 1:48 2:23 2:58 3:33 4:08 4:43 5:18 5:53 6:28 7:03 7:38 8:13 8:48 9:23 9:59 10:34 11:09 11:44 12:19 12:54 13:29 14:04 14:39 15:14 15:49 16:24 16:59 17:34 18:09 18:44 19:19 19:54 20:29 21:04 21:39 22:14 22:49 23:24 23:59
Time

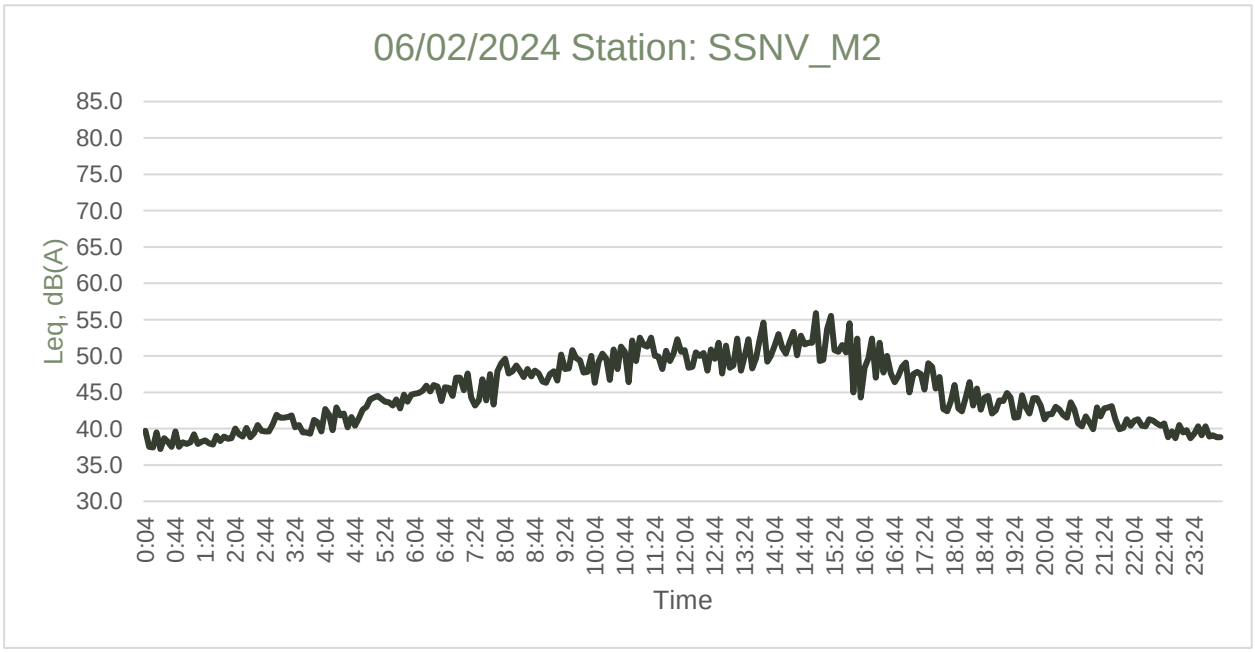
06/02/2024 Station: SSNV_M2
Leq, dB(A)
85.0
80.0
75.0
70.0
65.0
60.0
55.0
50.0
45.0
40.0
35.0
30.0
0:04 0:44 1:24 2:04 2:44 3:24 4:04 4:44 5:24 6:04 6:44 7:24 8:04 8:44 9:24 10:04 10:44 11:24 12:04 12:44 13:24 14:04 14:44 15:24 16:04 16:44 17:24 18:04 18:44 19:24 20:04 20:44 21:24 22:04 22:44 23:24
Time

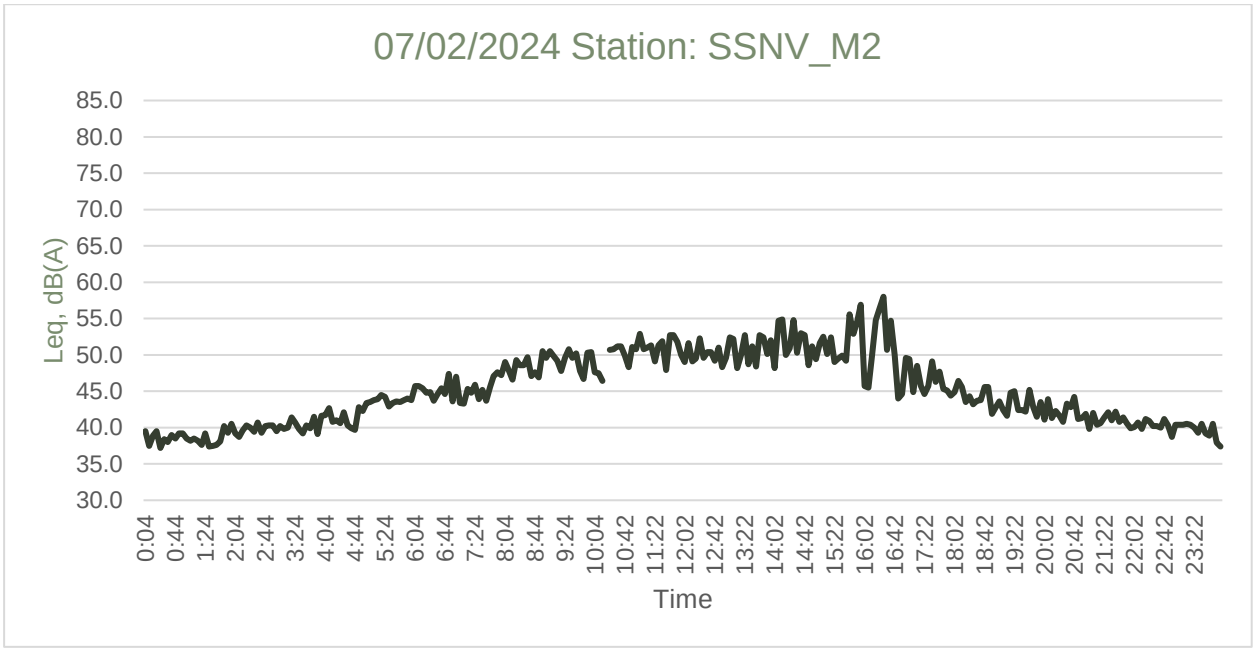
07/02/2024 Station: SSNV_M2
Leq, dB(A)
85.0
80.0
75.0
70.0
65.0
60.0
55.0
50.0
45.0
40.0
35.0
30.0
0:04 0:44 1:24 2:04 2:44 3:24 4:04 4:44 5:24 6:04 6:44 7:24 8:04 8:44 9:24 10:04 10:42 11:22 12:02 12:42 13:22 14:02 14:42 15:22 16:02 16:42 17:22 18:02 18:42 19:22 20:02 20:42 21:22 22:02 22:42 23:22
Time

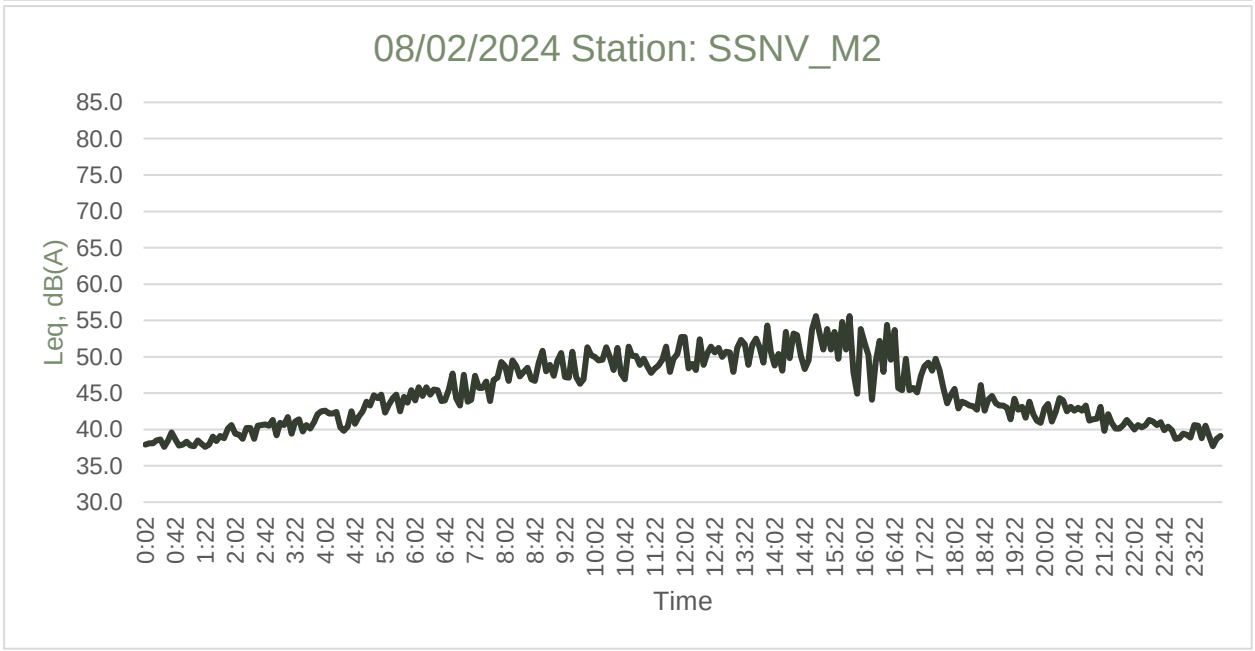
08/02/2024 Station: SSNV_M2
Leq, dB(A)
85.0
80.0
75.0
70.0
65.0
60.0
55.0
50.0
45.0
40.0
35.0
30.0
0:02 0:42 1:22 2:02 2:42 3:22 4:02 4:42 5:22 6:02 6:42 7:22 8:02 8:42 9:22 10:02 10:42 11:22 12:02 12:42 13:22 14:02 14:42 15:22 16:02 16:42 17:22 18:02 18:42 19:22 20:02 20:42 21:22 22:02 22:42 23:22
Time

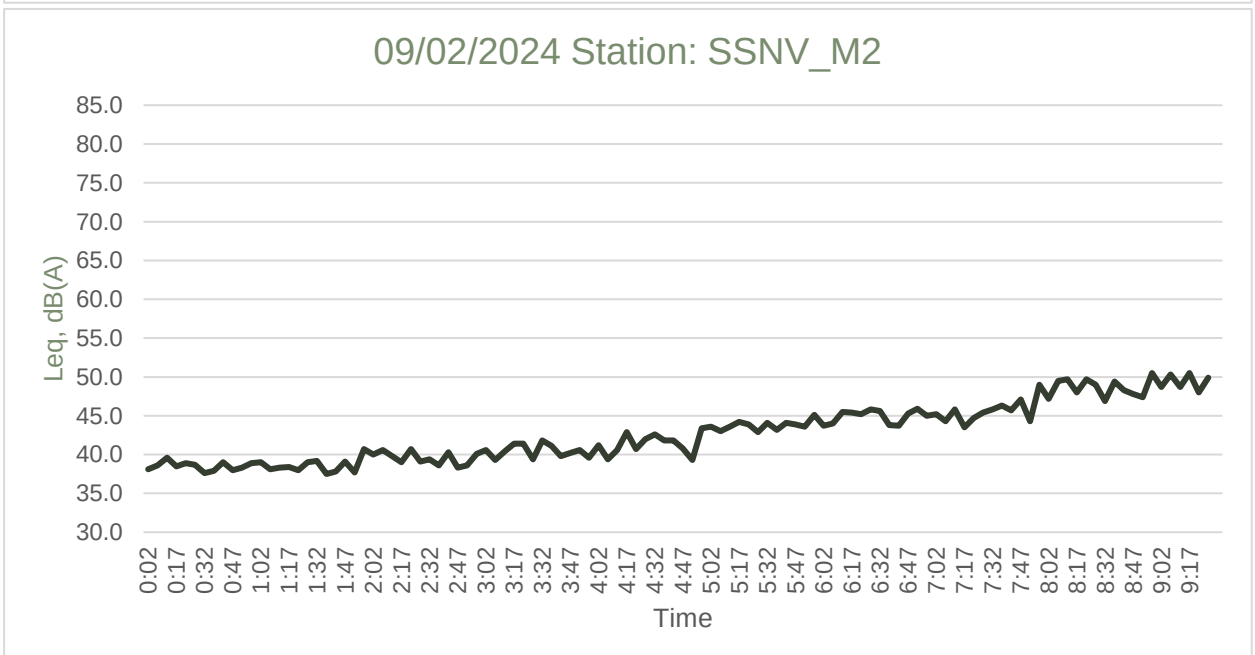
09/02/2024 Station: SSNV_M2
Leq, dB(A)
85.0
80.0
75.0
70.0
65.0
60.0
55.0
50.0
45.0
40.0
35.0
30.0
0:02 0:17 0:32 0:47 1:02 1:17 1:32 1:47 2:02 2:17 2:32 2:47 3:02 3:17 3:32 3:47 4:02 4:17 4:32 4:47 5:02 5:17 5:32 5:47 6:02 6:17 6:32 6:47 7:02 7:17 7:32 7:47 8:02 8:17 8:32 8:47 9:02 9:17
Time

Appendix 4-12 Baseline Noise Monitoring Results at SSNV_M3

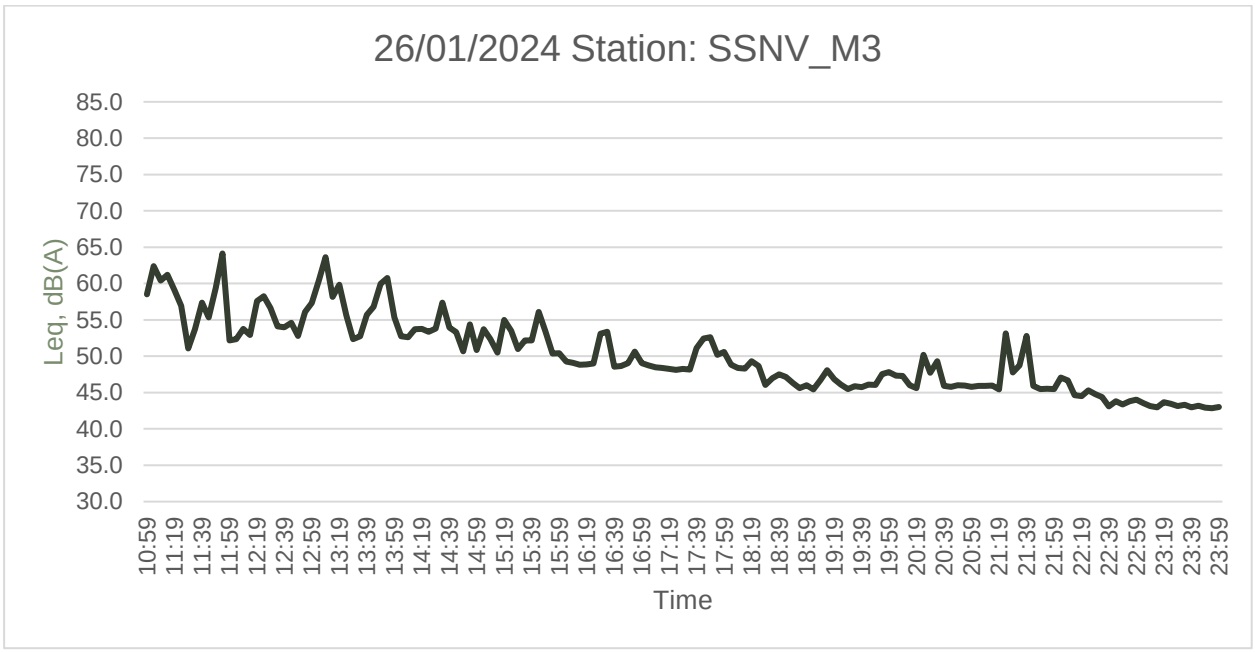
26/01/2024 Station: SSNV_M3
Leq, dB(A)
85.0
80.0
75.0
70.0
65.0
60.0
55.0
50.0
45.0
40.0
35.0
30.0
10:59
11:19
11:39
11:59
12:19
12:39
12:59
13:19
13:39
13:59
14:19
14:39
14:59
15:19
15:39
15:59
16:19
16:39
16:59
17:19
17:39
17:59
18:19
18:39
18:59
19:19
19:39
19:59
20:19
20:39
20:59
21:19
21:39
21:59
22:19
22:39
22:59
23:19
23:39
23:59
Time

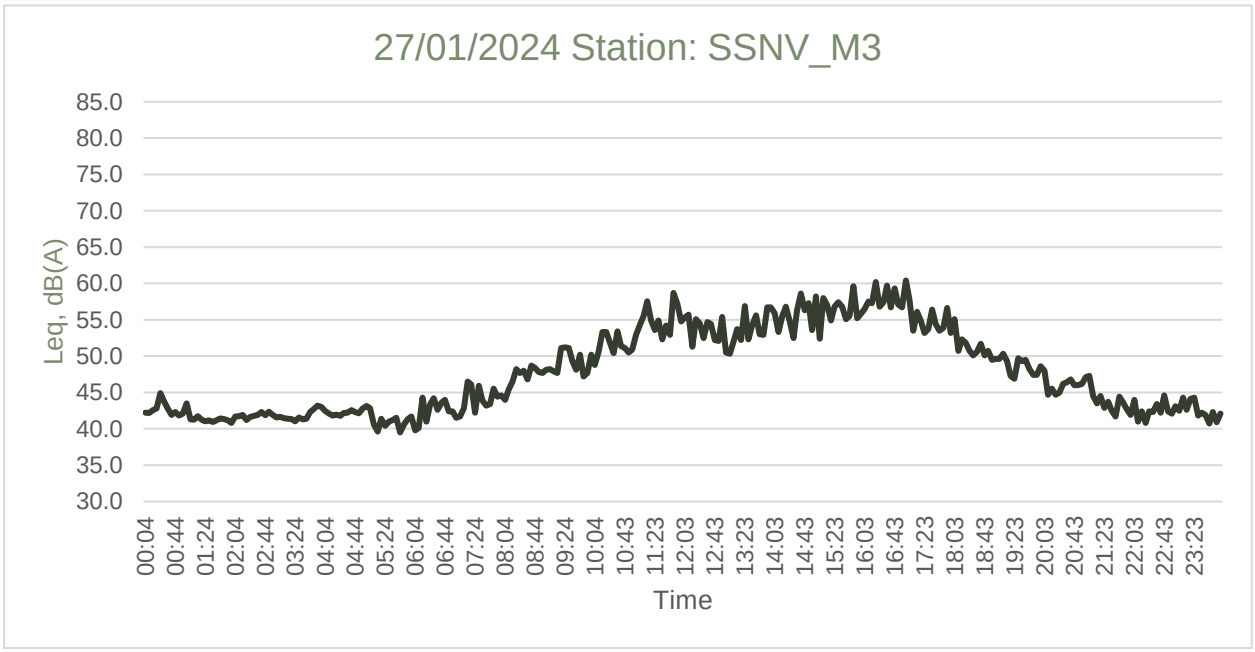
27/01/2024 Station: SSNV_M3
Leq, dB(A)
85.0
80.0
75.0
70.0
65.0
60.0
55.0
50.0
45.0
40.0
35.0
30.0
00:04
00:44
01:24
02:04
02:44
03:24
04:04
04:44
05:24
06:04
06:44
07:24
08:04
08:44
09:24
10:04
10:43
11:23
12:03
12:43
13:23
14:03
14:43
15:23
16:03
16:43
17:23
18:03
18:43
19:23
20:03
20:43
21:23
22:03
22:43
23:23
Time

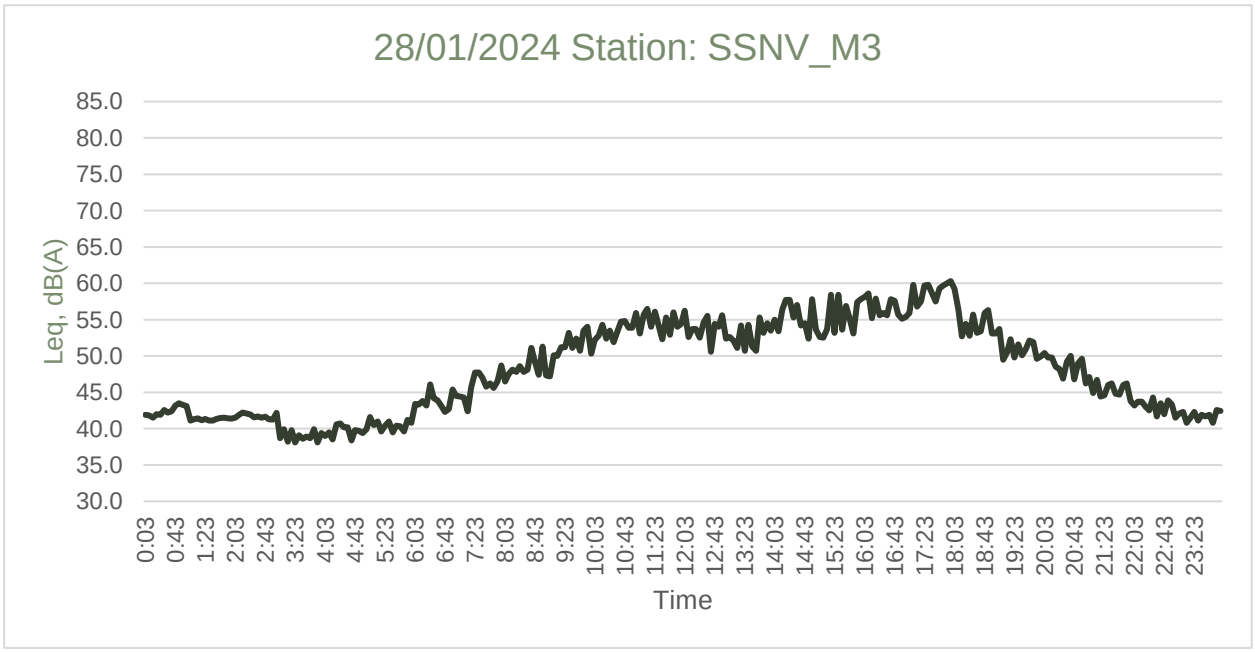
28/01/2024 Station: SSNV_M3
Leq, dB(A)
85.0
80.0
75.0
70.0
65.0
60.0
55.0
50.0
45.0
40.0
35.0
30.0
0:03
0:43
1:23
2:03
2:43
3:23
4:03
4:43
5:23
6:03
6:43
7:23
8:03
8:43
9:23
10:03
10:43
11:23
12:03
12:43
13:23
14:03
14:43
15:23
16:03
16:43
17:23
18:03
18:43
19:23
20:03
20:43
21:23
22:03
22:43
23:23
Time

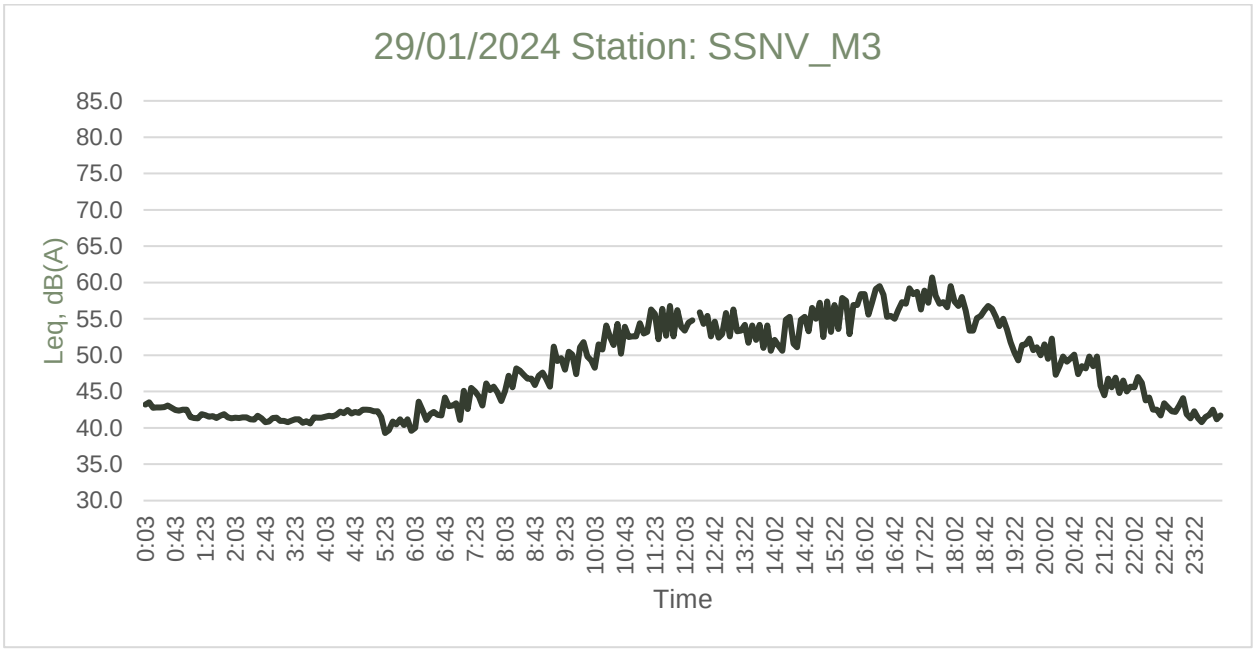
29/01/2024 Station: SSNV_M3
Leq, dB(A)
85.0
80.0
75.0
70.0
65.0
60.0
55.0
50.0
45.0
40.0
35.0
30.0
0:03 0:43 1:23 2:03 2:43 3:23 4:03 4:43 5:23 6:03 6:43 7:23 8:03 8:43 9:23 10:03 10:43 11:23 12:03 12:42 13:22 14:02 14:42 15:22 16:02 16:42 17:22 18:02 18:42 19:22 20:02 20:42 21:22 22:02 22:42 23:22
Time

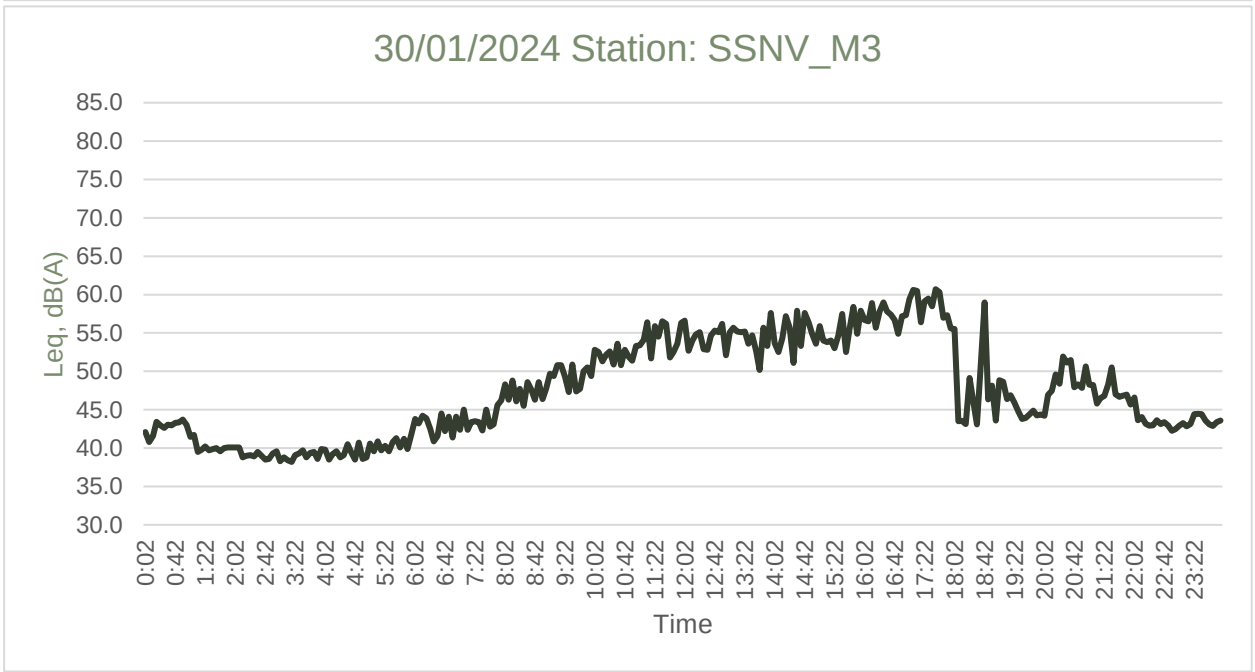
30/01/2024 Station: SSNV_M3
Leq, dB(A)
85.0
80.0
75.0
70.0
65.0
60.0
55.0
50.0
45.0
40.0
35.0
30.0
0:02 0:42 1:22 2:02 2:42 3:22 4:02 4:42 5:22 6:02 6:42 7:22 8:02 8:42 9:22 10:02 10:42 11:22 12:02 12:42 13:22 14:02 14:42 15:22 16:02 16:42 17:22 18:02 18:42 19:22 20:02 20:42 21:22 22:02 22:42 23:22
Time

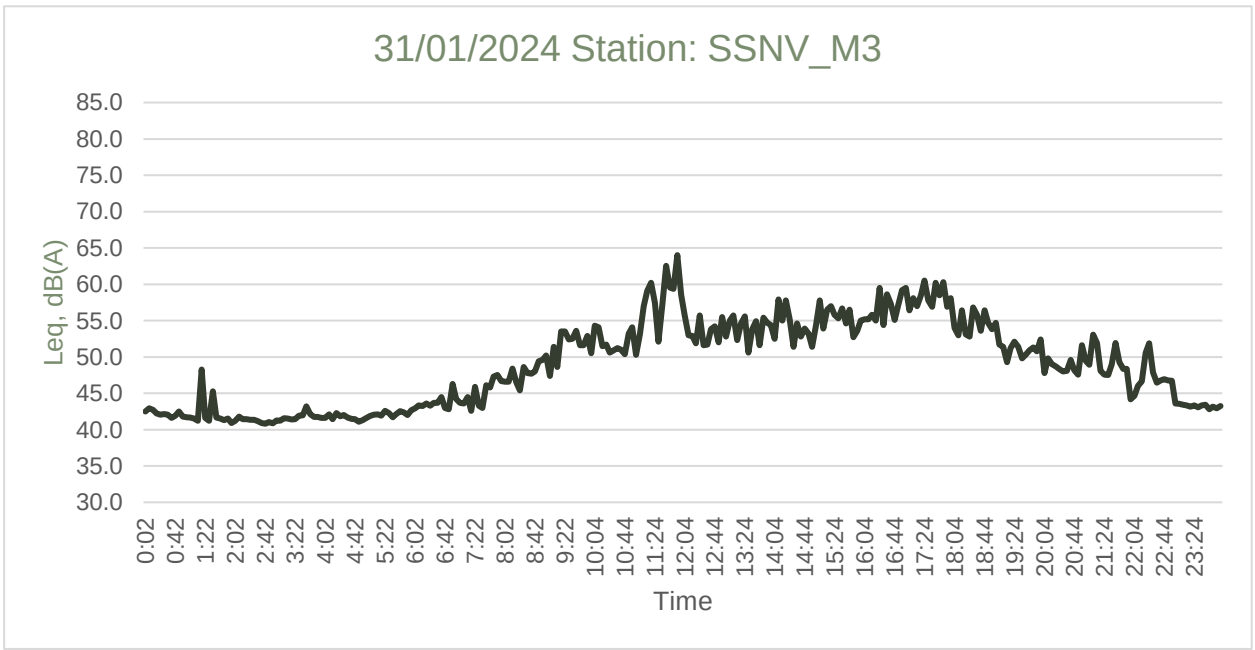
31/01/2024 Station: SSNV_M3
Leq, dB(A)
85.0
80.0
75.0
70.0
65.0
60.0
55.0
50.0
45.0
40.0
35.0
30.0
0:02 0:42 1:22 2:02 2:42 3:22 4:02 4:42 5:22 6:02 6:42 7:22 8:02 8:42 9:22 10:04 10:44 11:24 12:04 12:44 13:24 14:04 14:44 15:24 16:04 16:44 17:24 18:04 18:44 19:24 20:04 20:44 21:24 22:04 22:44 23:24
Time

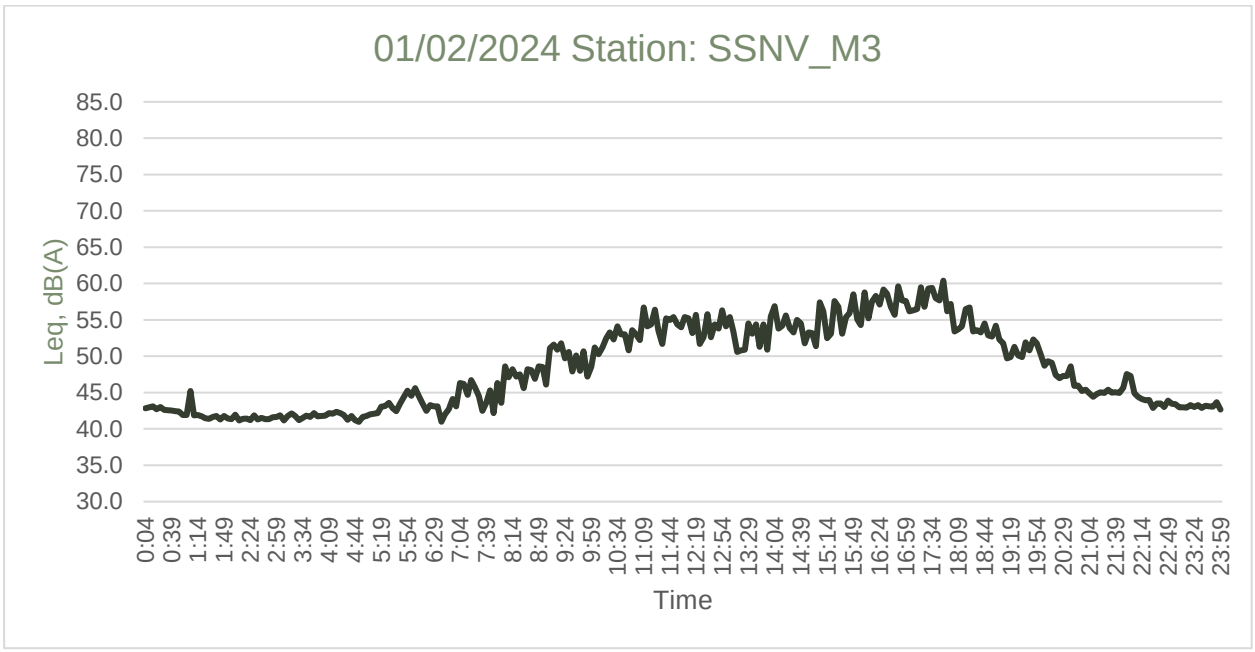
01/02/2024 Station: SSNV_M3
Leq, dB(A)
85.0
80.0
75.0
70.0
65.0
60.0
55.0
50.0
45.0
40.0
35.0
30.0
0:04 0:39 1:14 1:49 2:24 2:59 3:34 4:09 4:44 5:19 5:54 6:29 7:04 7:39 8:14 8:49 9:24 9:59 10:34 11:09 11:44 12:19 12:54 13:29 14:04 14:39 15:14 15:49 16:24 16:59 17:34 18:09 18:44 19:19 19:54 20:29 21:04 21:39 22:14 22:49 23:24 23:59
Time

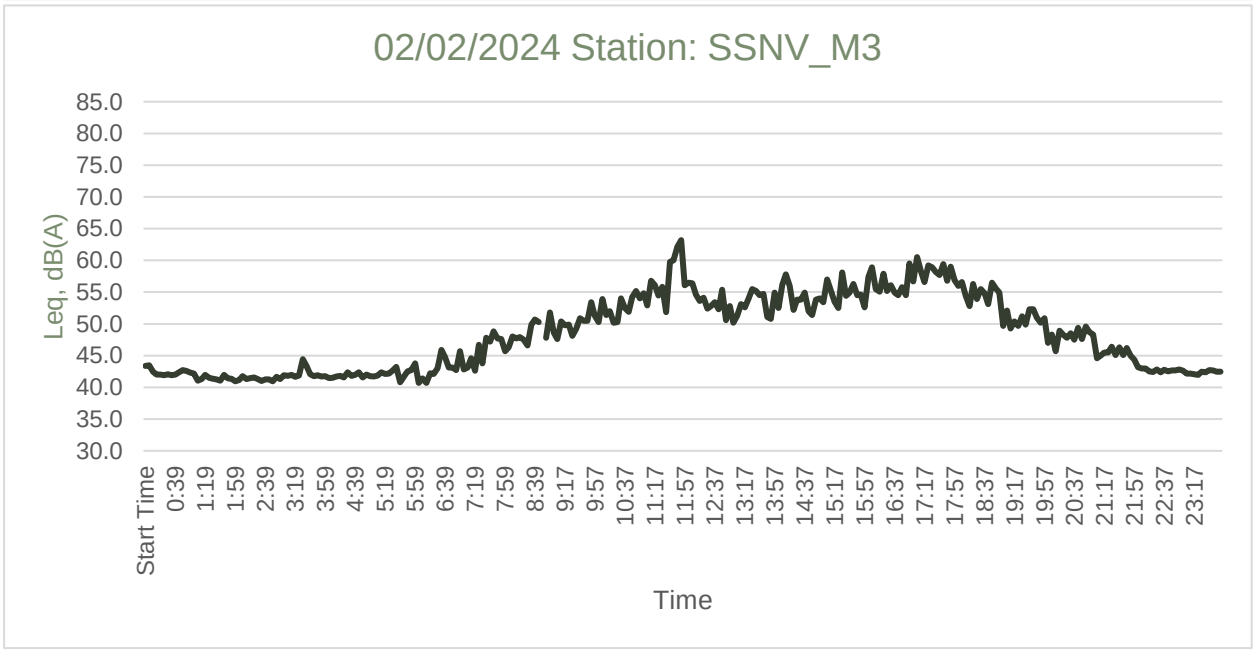
02/02/2024 Station: SSNV_M3
Leq, dB(A)
85.0
80.0
75.0
70.0
65.0
60.0
55.0
50.0
45.0
40.0
35.0
30.0
Start Time 0:39 1:19 1:59 2:39 3:19 3:59 4:39 5:19 5:59 6:39 7:19 7:59 8:39 9:17 9:57 10:37 11:17 11:57 12:37 13:17 13:57 14:37 15:17 15:57 16:37 17:17 17:57 18:37 19:17 19:57 20:37 21:17 21:57 22:37 23:17
Time

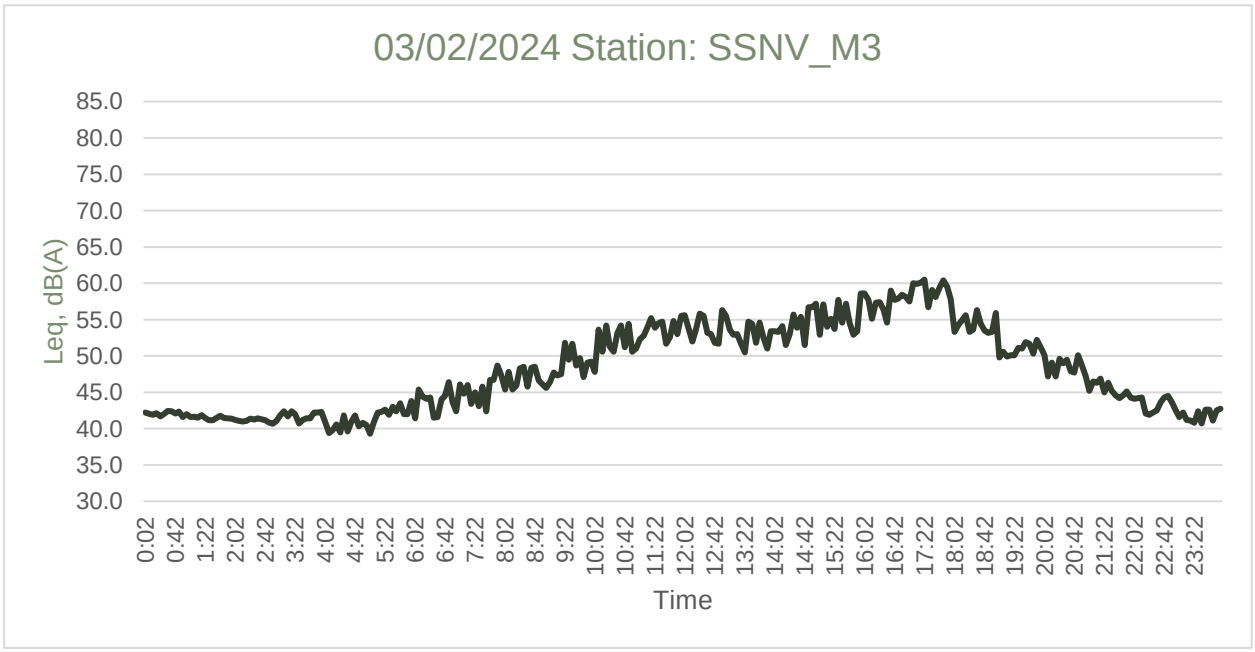
03/02/2024 Station: SSNV_M3
Leq, dB(A)
85.0
80.0
75.0
70.0
65.0
60.0
55.0
50.0
45.0
40.0
35.0
30.0
0:02 0:42 1:22 2:02 2:42 3:22 4:02 4:42 5:22 6:02 6:42 7:22 8:02 8:42 9:22 10:02 10:42 11:22 12:02 12:42 13:22 14:02 14:42 15:22 16:02 16:42 17:22 18:02 18:42 19:22 20:02 20:42 21:22 22:02 22:42 23:22
Time

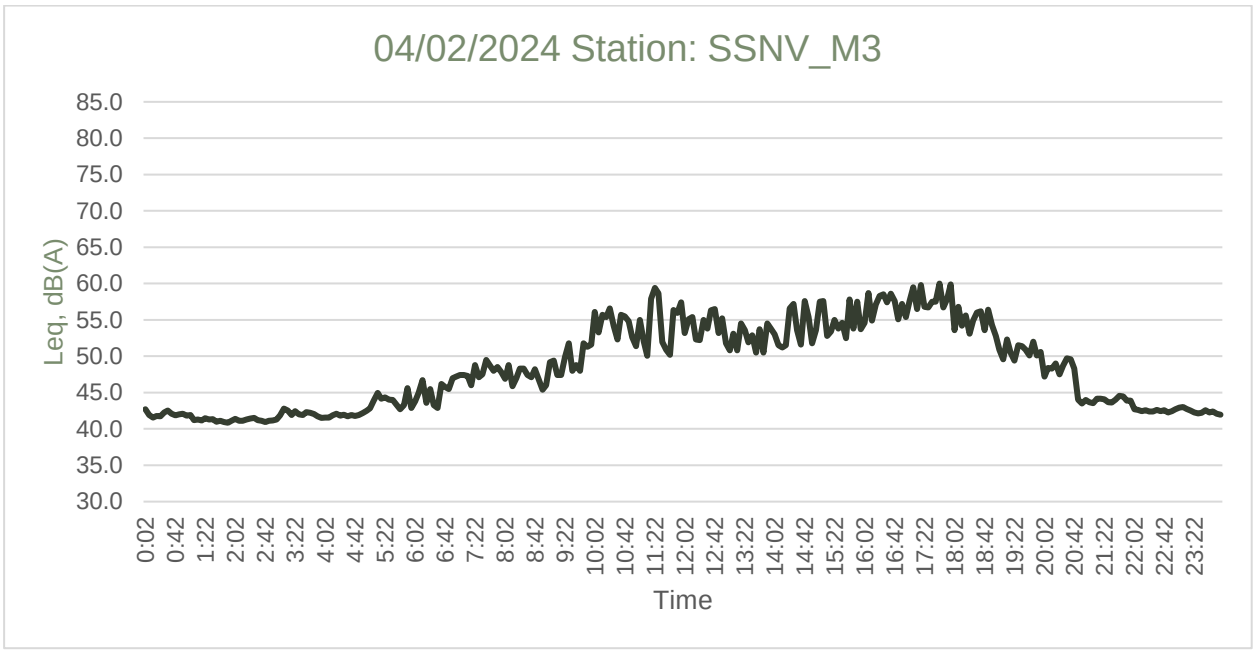
04/02/2024 Station: SSNV_M3
Leq, dB(A)
85.0
80.0
75.0
70.0
65.0
60.0
55.0
50.0
45.0
40.0
35.0
30.0
0:02 0:42 1:22 2:02 2:42 3:22 4:02 4:42 5:22 6:02 6:42 7:22 8:02 8:42 9:22 10:02 10:42 11:22 12:02 12:42 13:22 14:02 14:42 15:22 16:02 16:42 17:22 18:02 18:42 19:22 20:02 20:42 21:22 22:02 22:42 23:22
Time

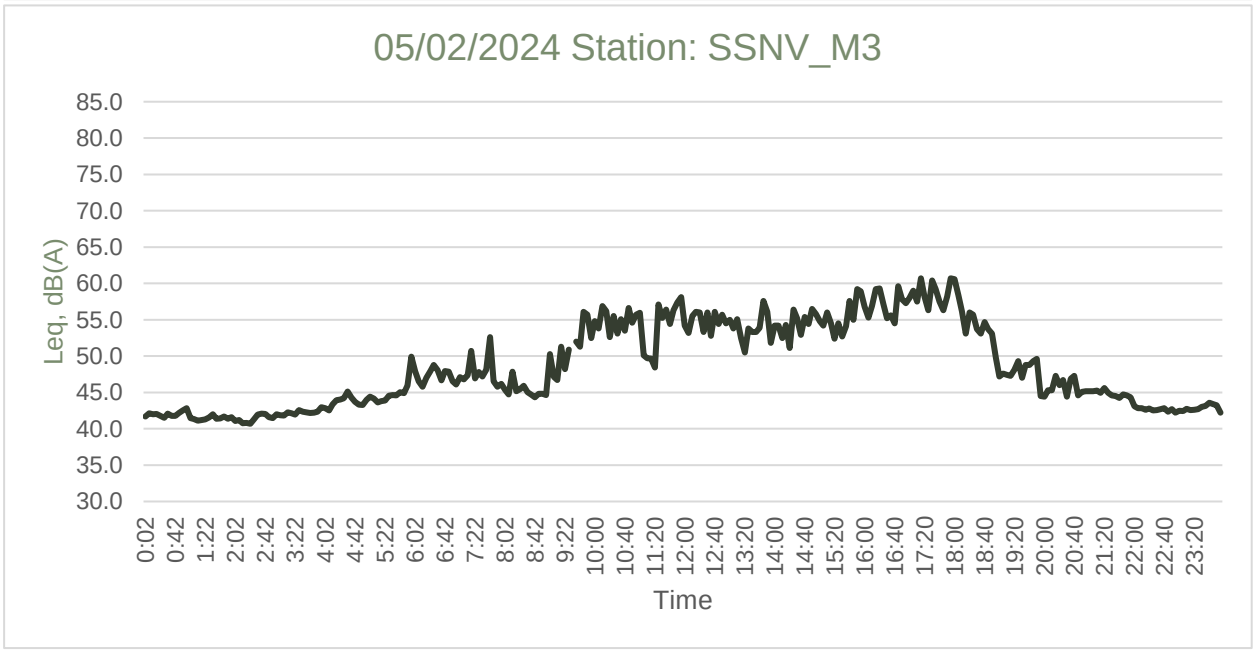
05/02/2024 Station: SSNV_M3
Leq, dB(A)
85.0
80.0
75.0
70.0
65.0
60.0
55.0
50.0
45.0
40.0
35.0
30.0
0:02 0:42 1:22 2:02 2:42 3:22 4:02 4:42 5:22 6:02 6:42 7:22 8:02 8:42 9:22 10:00 10:40 11:20 12:00 12:40 13:20 14:00 14:40 15:20 16:00 16:40 17:20 18:00 18:40 19:20 20:00 20:40 21:20 22:00 22:40 23:20
Time

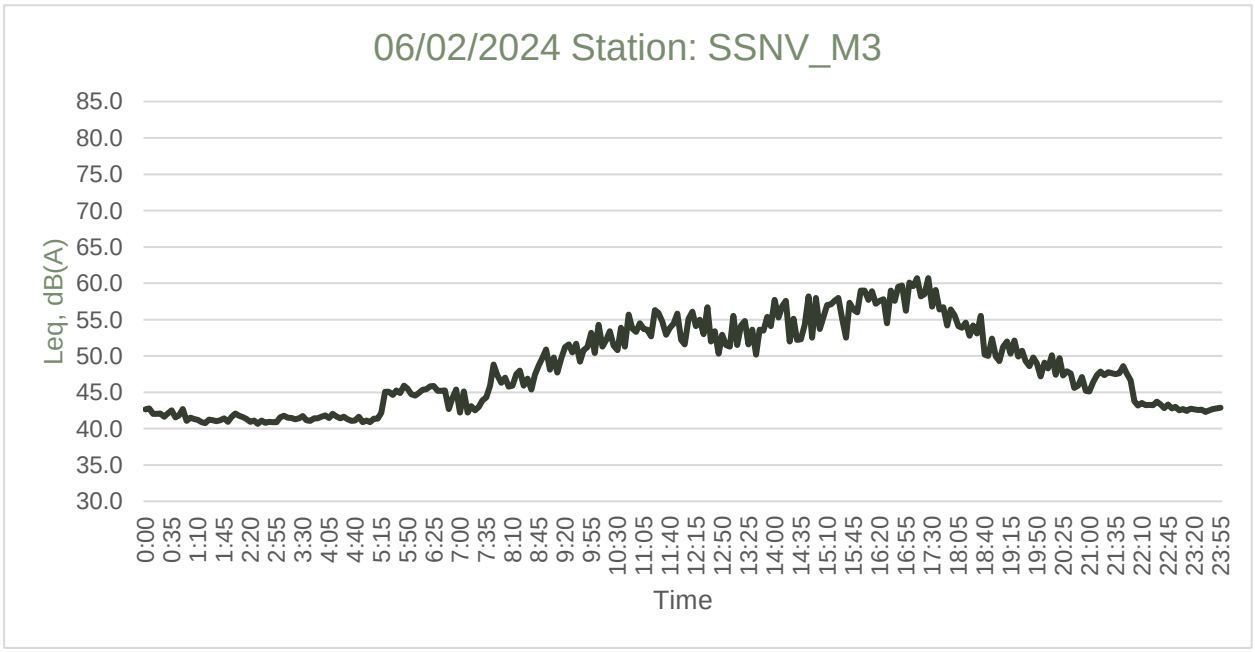
06/02/2024 Station: SSNV_M3
Leq, dB(A)
85.0
80.0
75.0
70.0
65.0
60.0
55.0
50.0
45.0
40.0
35.0
30.0
0:00 0:35 1:10 1:45 2:20 2:55 3:30 4:05 4:40 5:15 5:50 6:25 7:00 7:35 8:10 8:45 9:20 9:55 10:30 11:05 11:40 12:15 12:50 13:25 14:00 14:35 15:10 15:45 16:20 16:55 17:30 18:05 18:40 19:15 19:50 20:25 21:00 21:35 22:10 22:45 23:20 23:55
Time

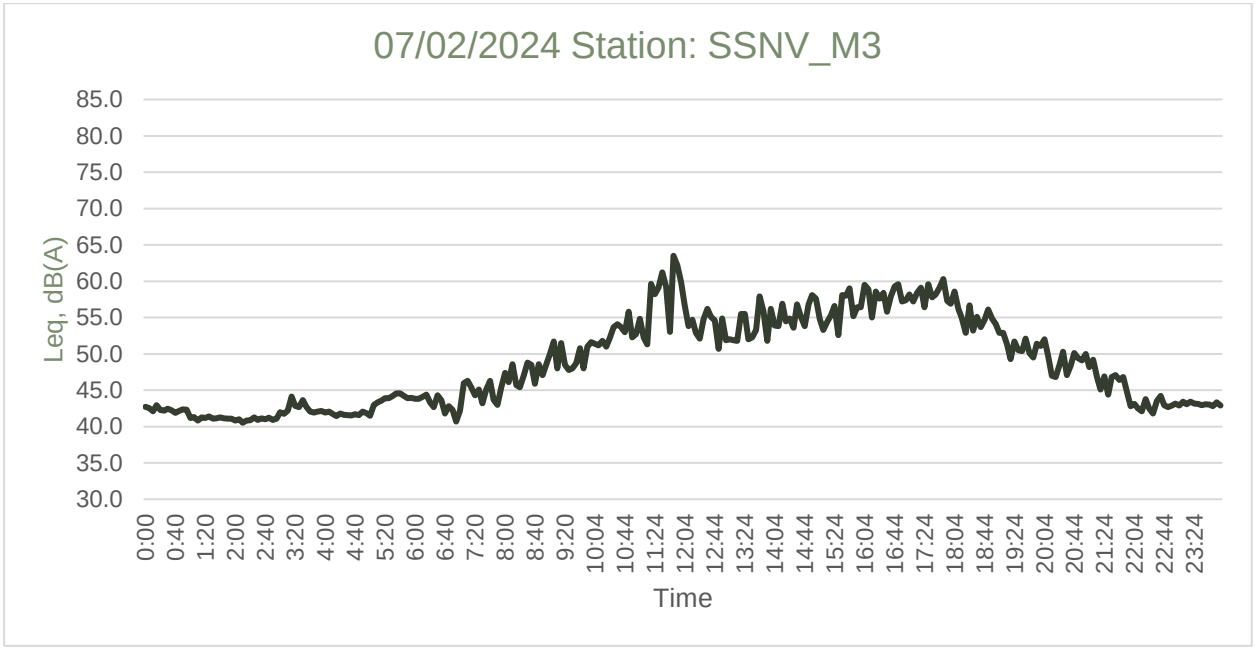
07/02/2024 Station: SSNV_M3
Leq, dB(A)
85.0
80.0
75.0
70.0
65.0
60.0
55.0
50.0
45.0
40.0
35.0
30.0
0:00 0:40 1:20 2:00 2:40 3:20 4:00 4:40 5:20 6:00 6:40 7:20 8:00 8:40 9:20 10:04 10:44 11:24 12:04 12:44 13:24 14:04 14:44 15:24 16:04 16:44 17:24 18:04 18:44 19:24 20:04 20:44 21:24 22:04 22:44 23:24
Time

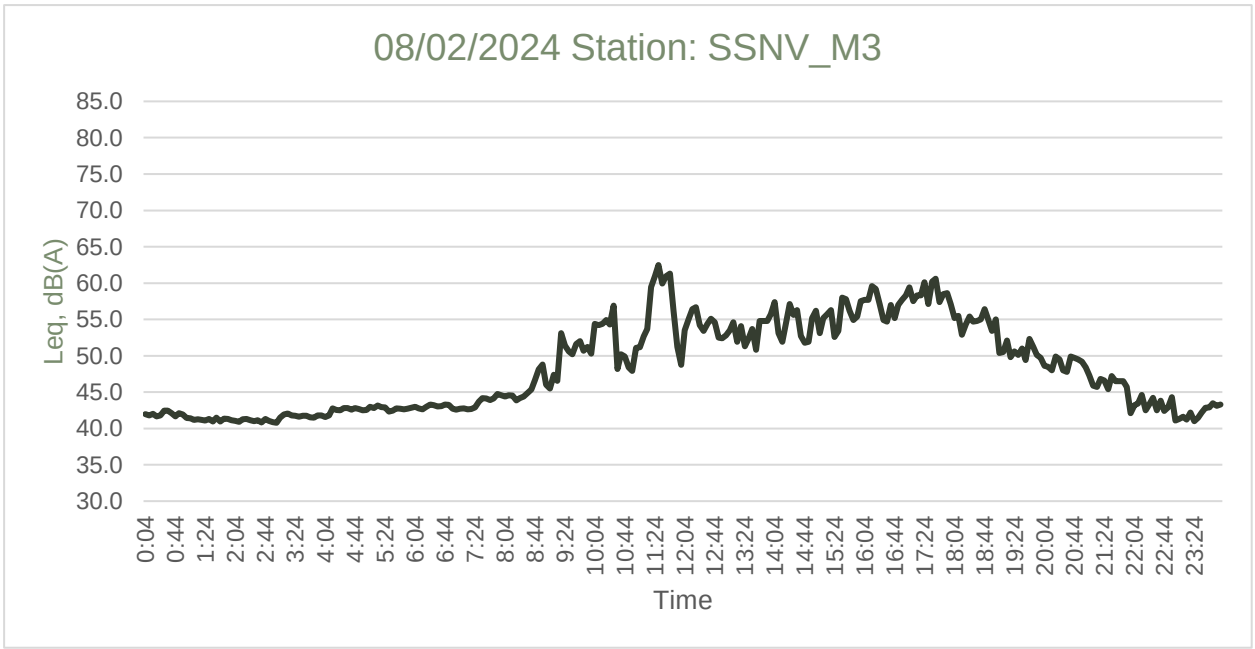
08/02/2024 Station: SSNV_M3
Leq, dB(A)
85.0
80.0
75.0
70.0
65.0
60.0
55.0
50.0
45.0
40.0
35.0
30.0
0:04 0:44 1:24 2:04 2:44 3:24 4:04 4:44 5:24 6:04 6:44 7:24 8:04 8:44 9:24 10:04 10:44 11:24 12:04 12:44 13:24 14:04 14:44 15:24 16:04 16:44 17:24 18:04 18:44 19:24 20:04 20:44 21:24 22:04 22:44 23:24
Time

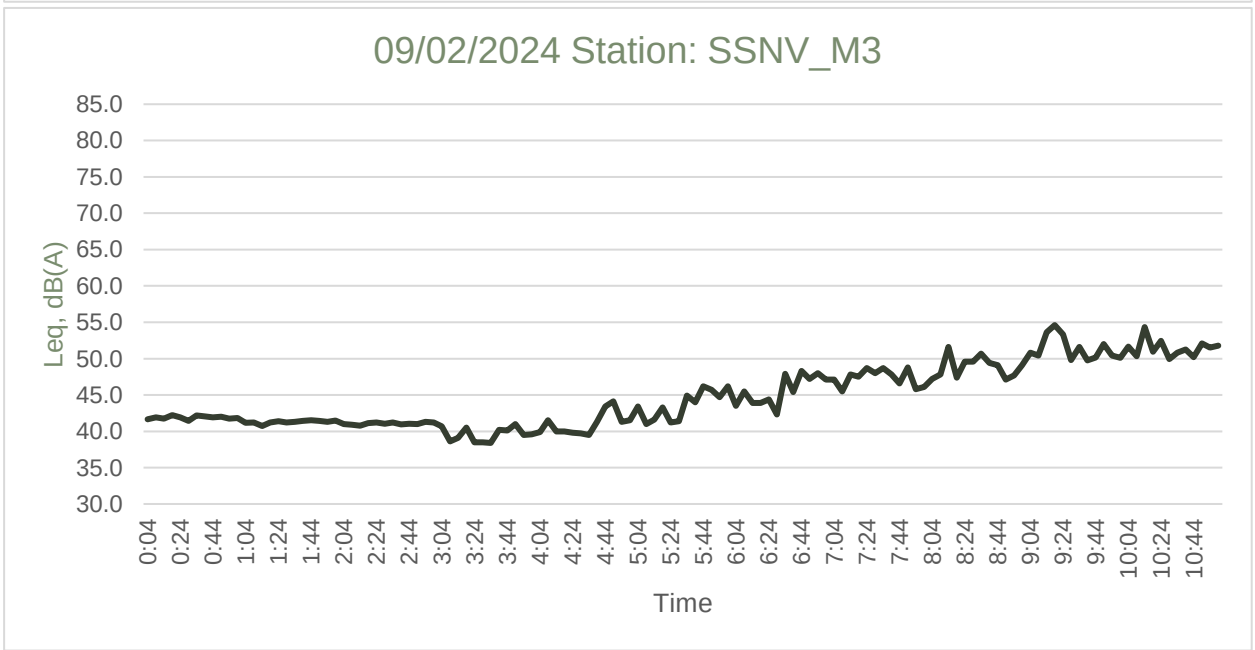
09/02/2024 Station: SSNV_M3
Leq, dB(A)
85.0
80.0
75.0
70.0
65.0
60.0
55.0
50.0
45.0
40.0
35.0
30.0
0:04 0:24 0:44 1:04 1:24 1:44 2:04 2:24 2:44 3:04 3:24 3:44 4:04 4:24 4:44 5:04 5:24 5:44 6:04 6:24 6:44 7:04 7:24 7:44 8:04 8:24 8:44 9:04 9:24 9:44 10:04 10:24 10:44
Time

Appendix 4-13 Baseline Noise Monitoring Results at SSNV_M6

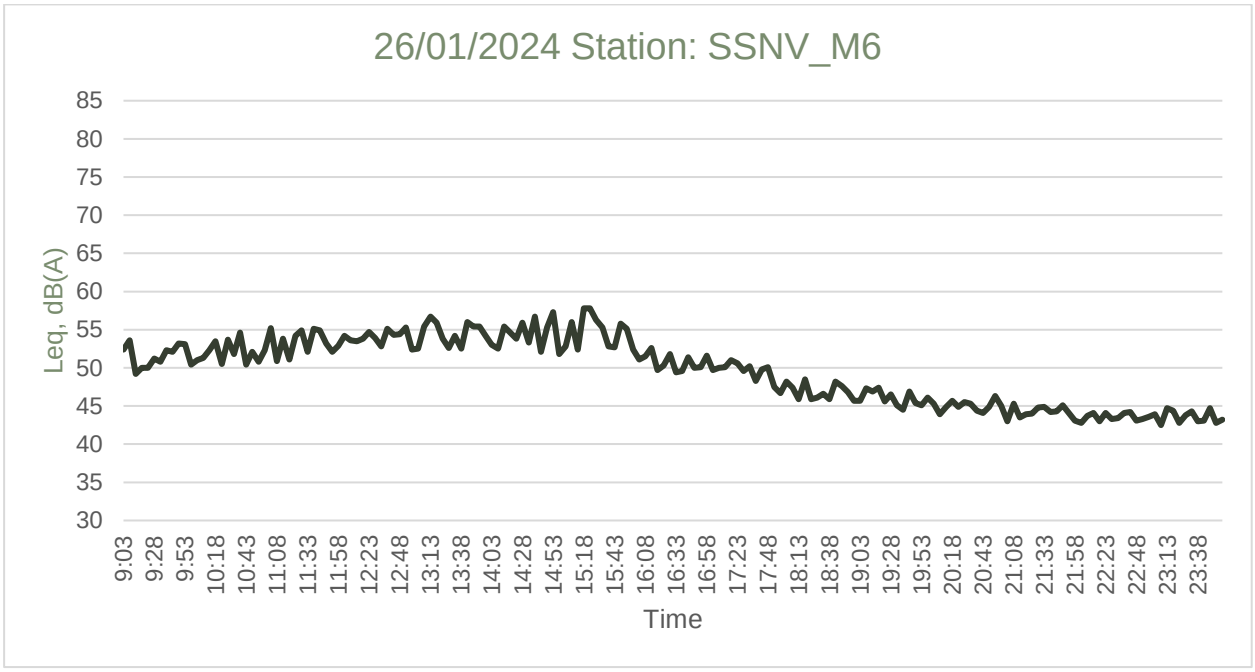
26/01/2024 Station: SSNV_M6
Leq, dB(A)
85
80
75
70
65
60
55
50
45
40
35
30
9:03
9:28
9:53
10:18
10:43
11:08
11:33
11:58
12:23
12:48
13:13
13:38
14:03
14:28
14:53
15:18
15:43
16:08
16:33
16:58
17:23
17:48
18:13
18:38
19:03
19:28
19:53
20:18
20:43
21:08
21:33
21:58
22:23
22:48
23:13
23:38
Time

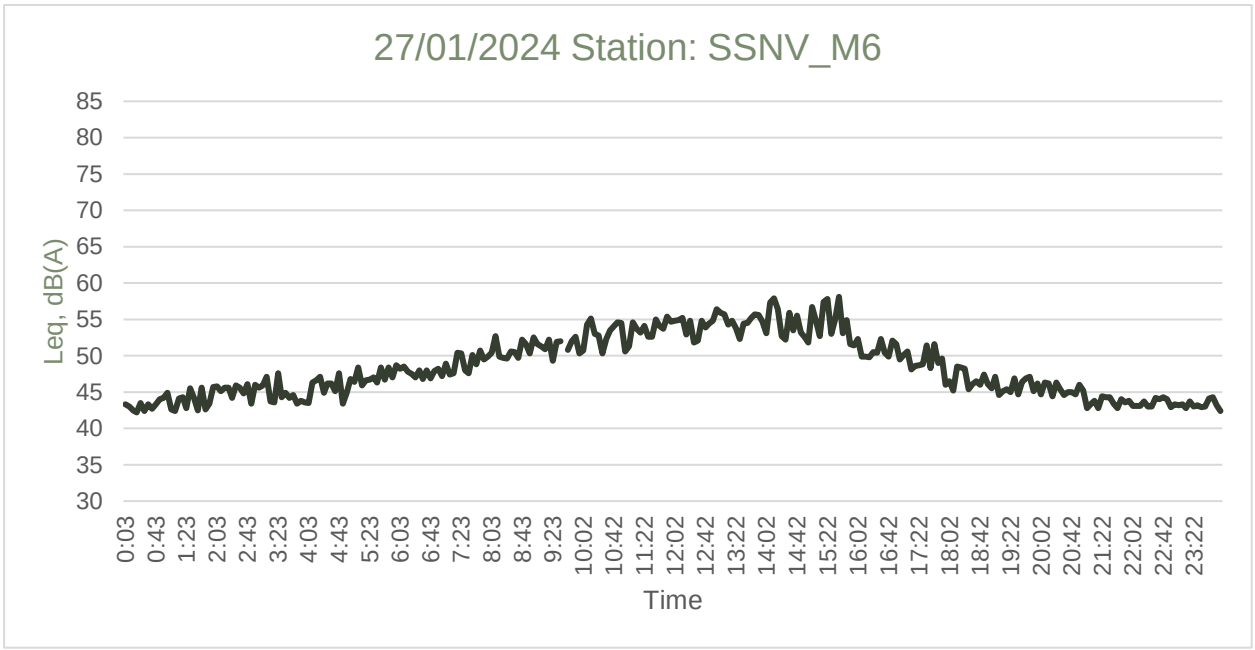
27/01/2024 Station: SSNV_M6
Leq, dB(A)
85
80
75
70
65
60
55
50
45
40
35
30
0:03
0:43
1:23
2:03
2:43
3:23
4:03
4:43
5:23
6:03
6:43
7:23
8:03
8:43
9:23
10:02
10:42
11:22
12:02
12:42
13:22
14:02
14:42
15:22
16:02
16:42
17:22
18:02
18:42
19:22
20:02
20:42
21:22
22:02
22:42
23:22
Time

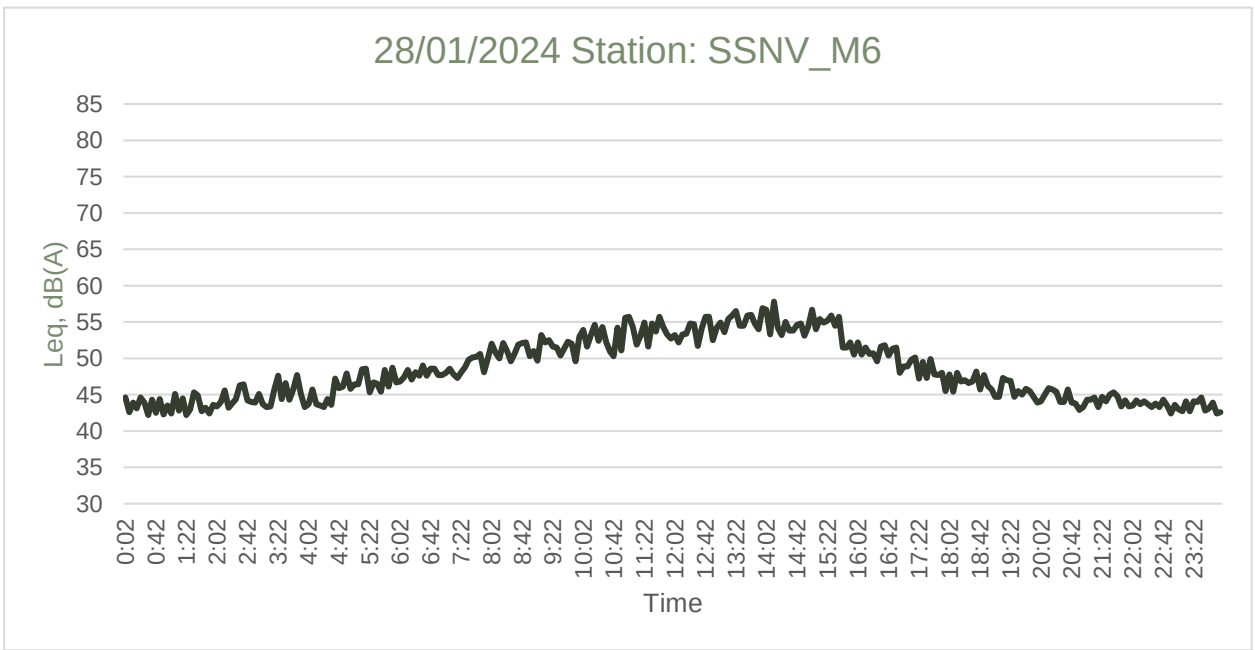
28/01/2024 Station: SSNV_M6
Leq, dB(A)
85
80
75
70
65
60
55
50
45
40
35
30
0:02
0:42
1:22
2:02
2:42
3:22
4:02
4:42
5:22
6:02
6:42
7:22
8:02
8:42
9:22
10:02
10:42
11:22
12:02
12:42
13:22
14:02
14:42
15:22
16:02
16:42
17:22
18:02
18:42
19:22
20:02
20:42
21:22
22:02
22:42
23:22
Time

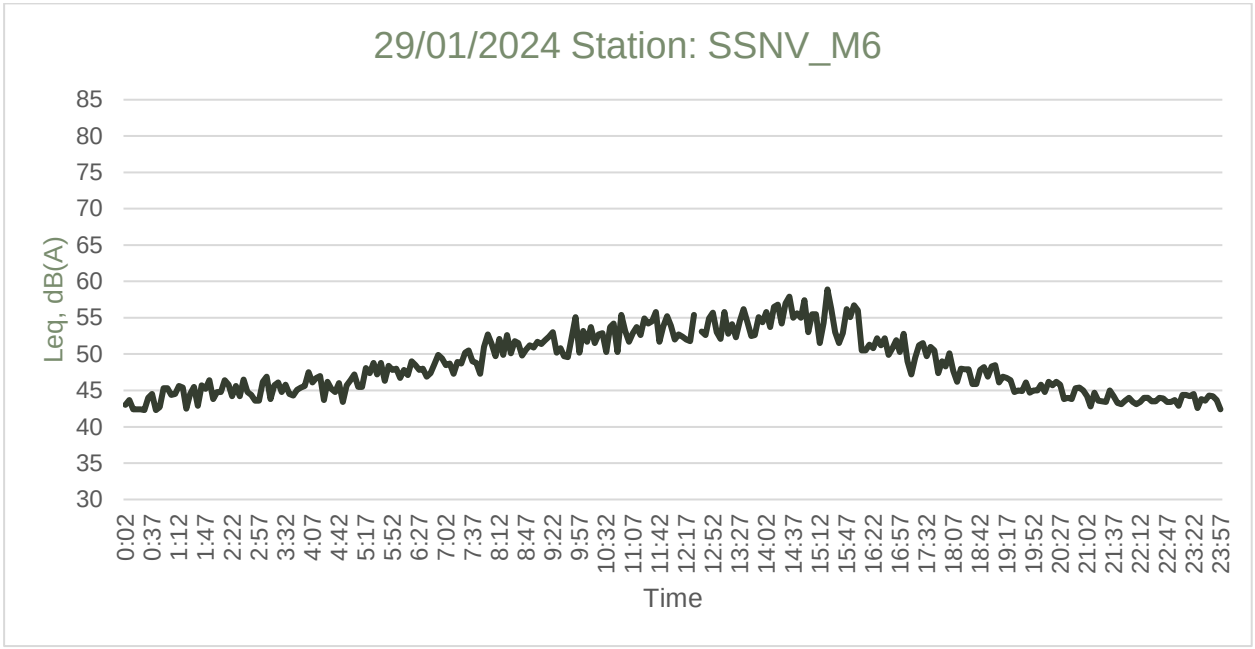
29/01/2024 Station: SSNV_M6
Leq, dB(A)
85
80
75
70
65
60
55
50
45
40
35
30
0:02
0:37
1:12
1:47
2:22
2:57
3:32
4:07
4:42
5:17
5:52
6:27
7:02
7:37
8:12
8:47
9:22
9:57
10:32
11:07
11:42
12:17
12:52
13:27
14:02
14:37
15:12
15:47
16:22
16:57
17:32
18:07
18:42
19:17
19:52
20:27
21:02
21:37
22:12
22:47
23:22
23:57
Time

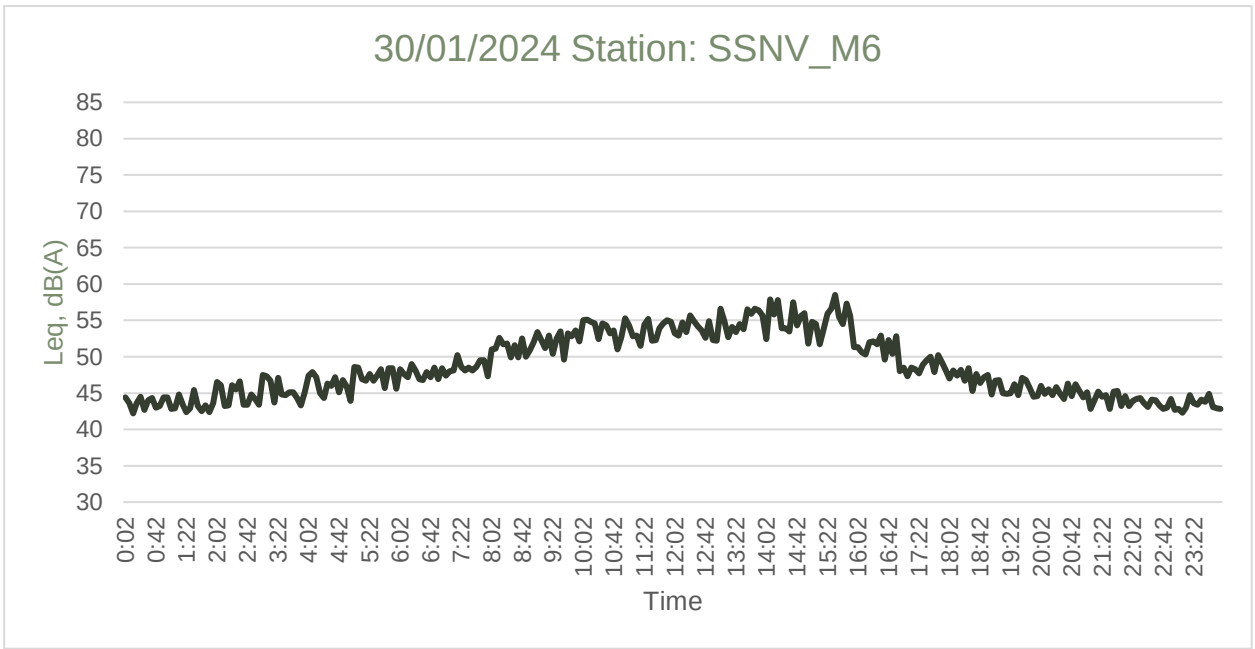
30/01/2024 Station: SSNV_M6
Leq, dB(A)
85
80
75
70
65
60
55
50
45
40
35
30
0:02
0:42
1:22
2:02
2:42
3:22
4:02
4:42
5:22
6:02
6:42
7:22
8:02
8:42
9:22
10:02
10:42
11:22
12:02
12:42
13:22
14:02
14:42
15:22
16:02
16:42
17:22
18:02
18:42
19:22
20:02
20:42
21:22
22:02
22:42
23:22
Time

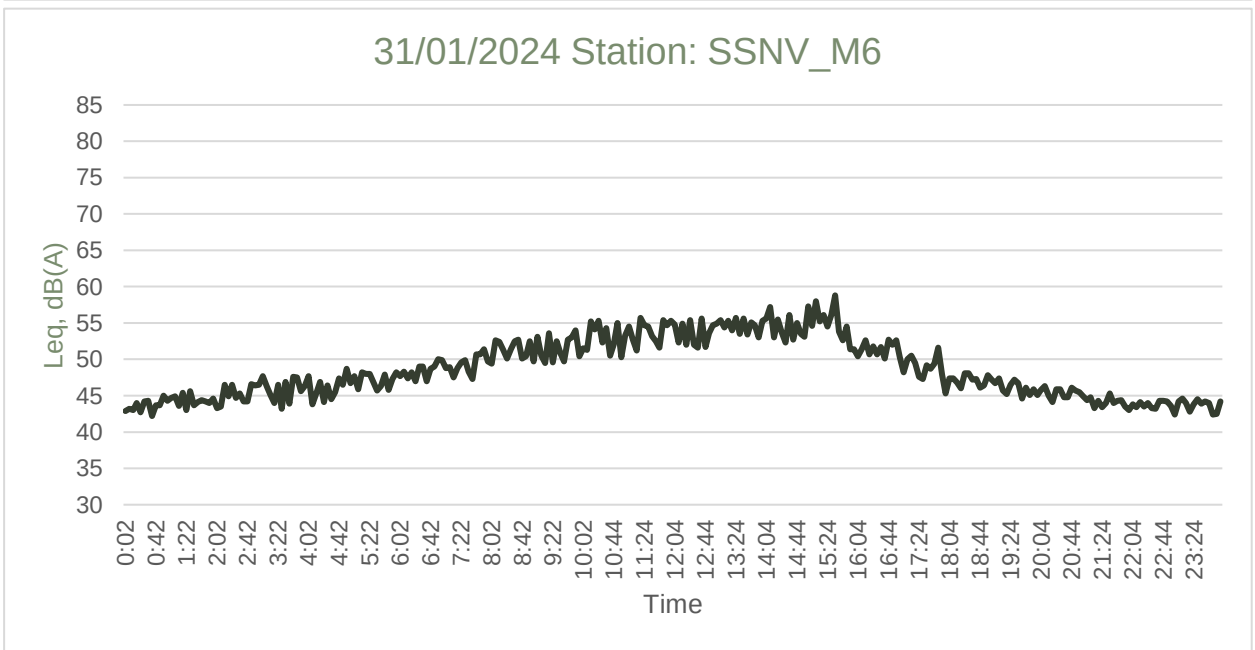
31/01/2024 Station: SSNV_M6
Leq, dB(A)
85
80
75
70
65
60
55
50
45
40
35
30
0:02
0:42
1:22
2:02
2:42
3:22
4:02
4:42
5:22
6:02
6:42
7:22
8:02
8:42
9:22
10:02
10:44
11:24
12:04
12:44
13:24
14:04
14:44
15:24
16:04
16:44
17:24
18:04
18:44
19:24
20:04
20:44
21:24
22:04
22:44
23:24
Time

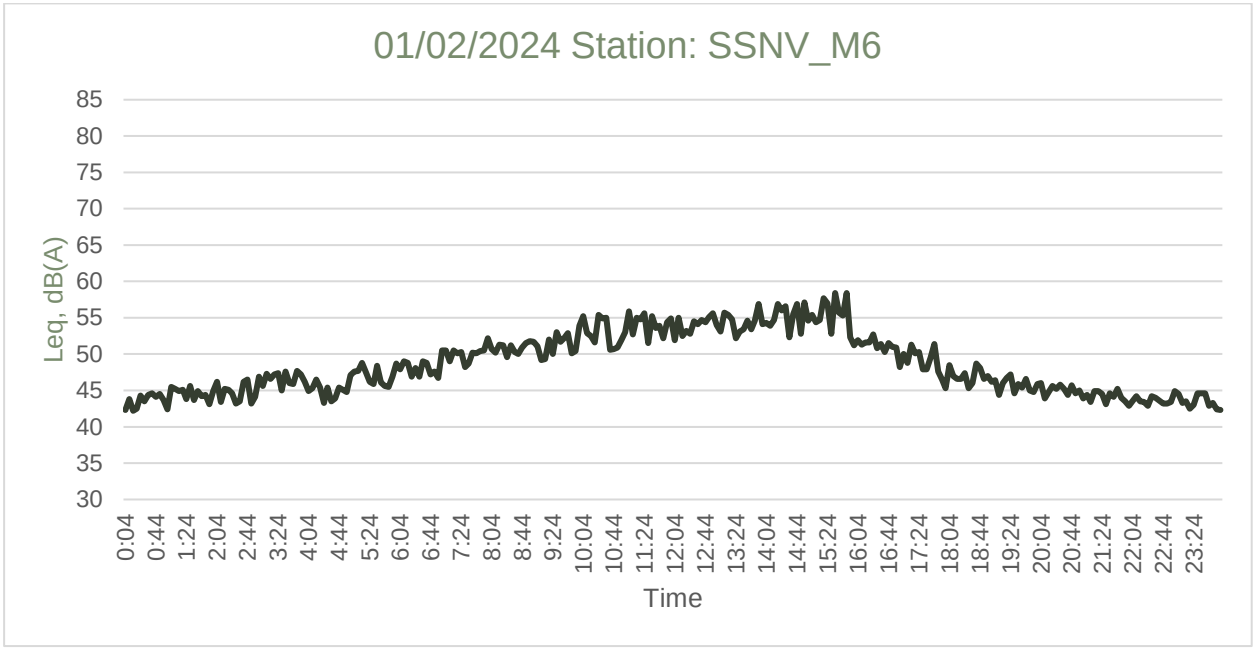
01/02/2024 Station: SSNV_M6
Leq, dB(A)
85
80
75
70
65
60
55
50
45
40
35
30
0:04
0:44
1:24
2:04
2:44
3:24
4:04
4:44
5:24
6:04
6:44
7:24
8:04
8:44
9:24
10:04
10:44
11:24
12:04
12:44
13:24
14:04
14:44
15:24
16:04
16:44
17:24
18:04
18:44
19:24
20:04
20:44
21:24
22:04
22:44
23:24
Time

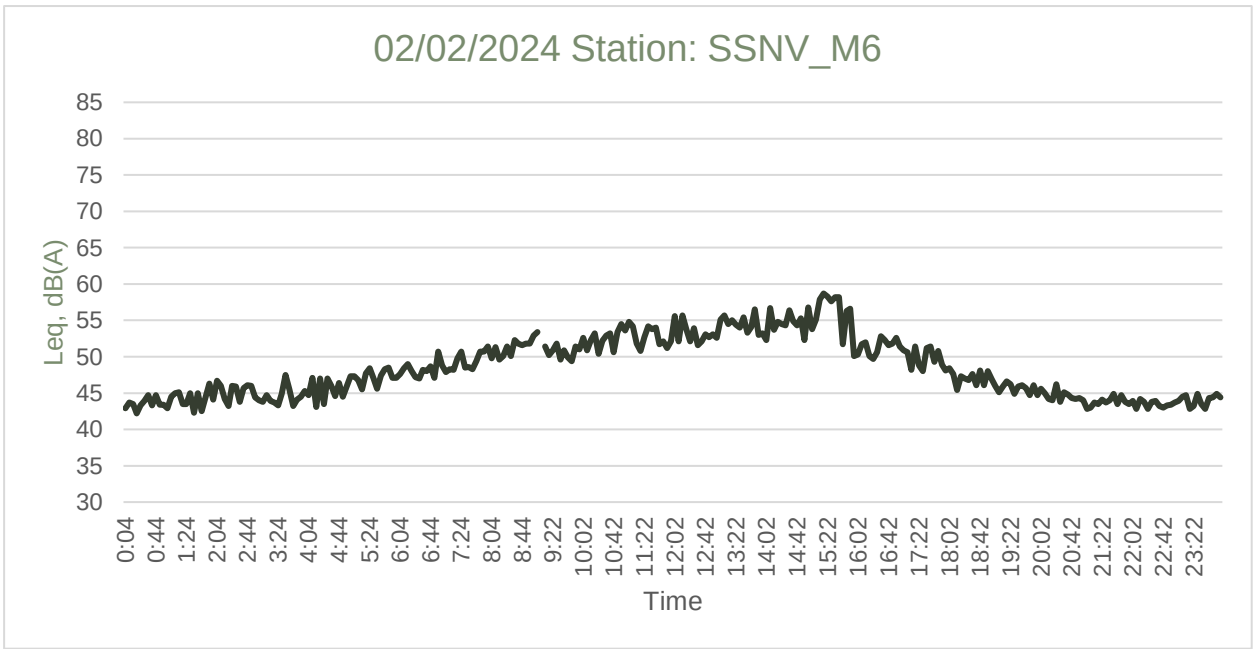
02/02/2024 Station: SSNV_M6
Leq, dB(A)
85
80
75
70
65
60
55
50
45
40
35
30
0:04
0:44
1:24
2:04
2:44
3:24
4:04
4:44
5:24
6:04
6:44
7:24
8:04
8:44
9:22
10:02
10:42
11:22
12:02
12:42
13:22
14:02
14:42
15:22
16:02
16:42
17:22
18:02
18:42
19:22
20:02
20:42
21:22
22:02
22:42
23:22
Time

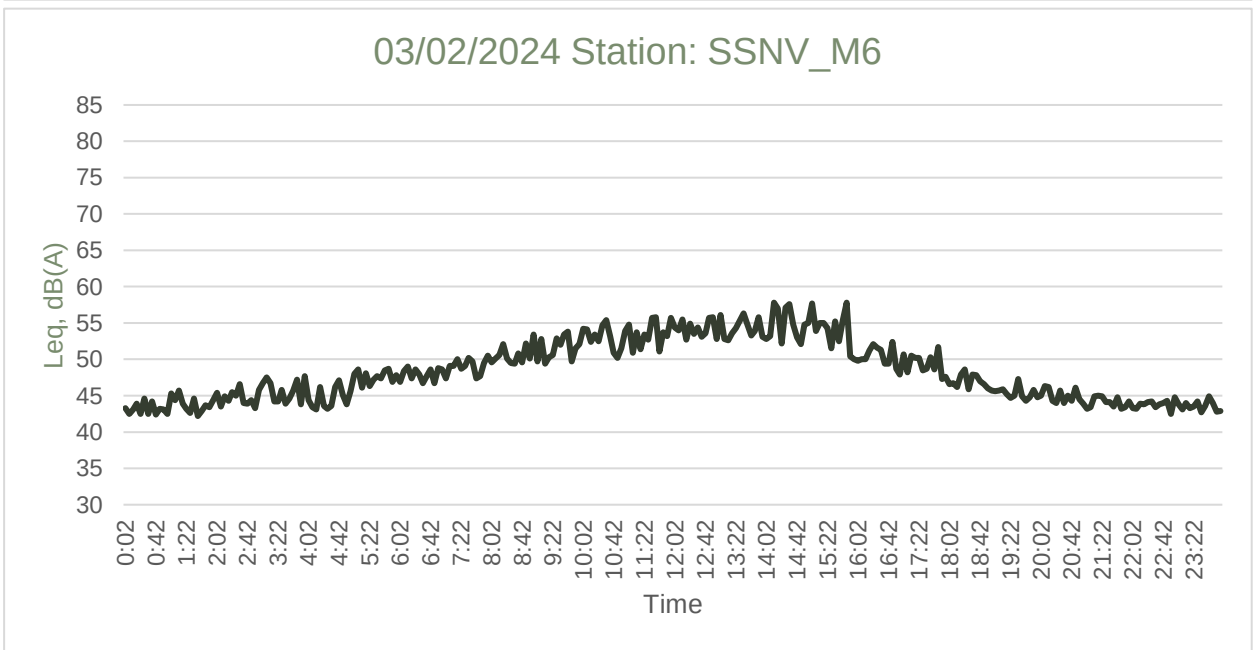
03/02/2024 Station: SSNV_M6
Leq, dB(A)
85
80
75
70
65
60
55
50
45
40
35
30
0:02
0:42
1:22
2:02
2:42
3:22
4:02
4:42
5:22
6:02
6:42
7:22
8:02
8:42
9:22
10:02
10:42
11:22
12:02
12:42
13:22
14:02
14:42
15:22
16:02
16:42
17:22
18:02
18:42
19:22
20:02
20:42
21:22
22:02
22:42
23:22
Time

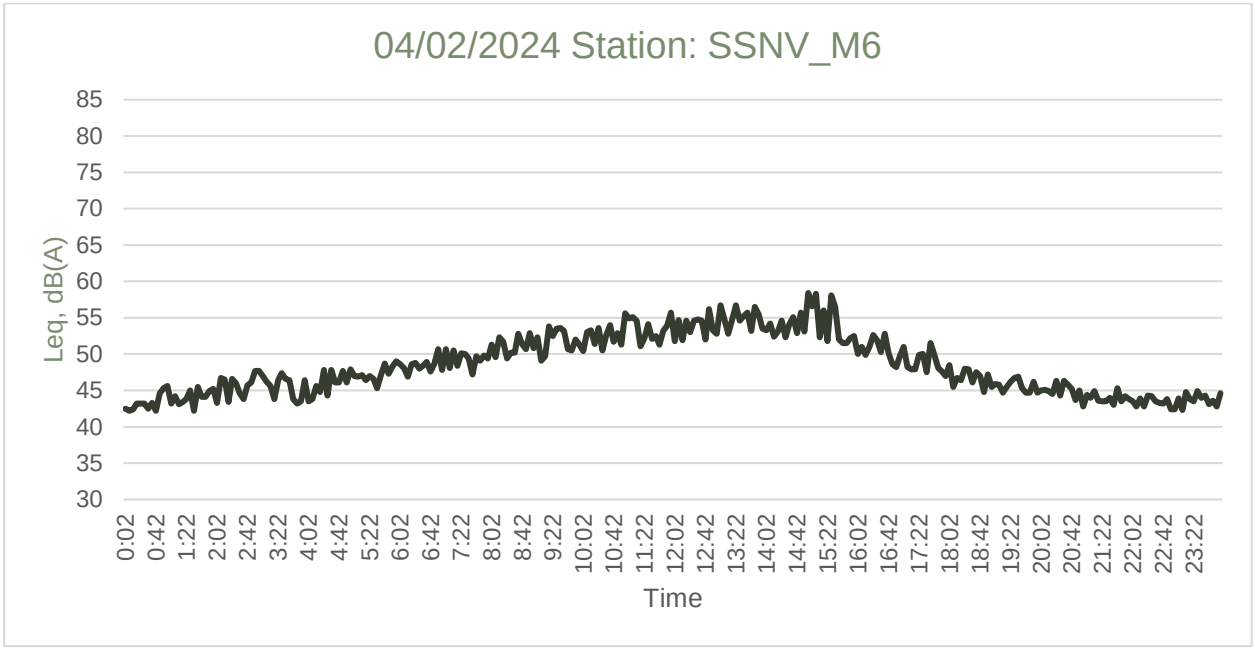
04/02/2024 Station: SSNV_M6
Leq, dB(A)
85
80
75
70
65
60
55
50
45
40
35
30
0:02
0:42
1:22
2:02
2:42
3:22
4:02
4:42
5:22
6:02
6:42
7:22
8:02
8:42
9:22
10:02
10:42
11:22
12:02
12:42
13:22
14:02
14:42
15:22
16:02
16:42
17:22
18:02
18:42
19:22
20:02
20:42
21:22
22:02
22:42
23:22
Time

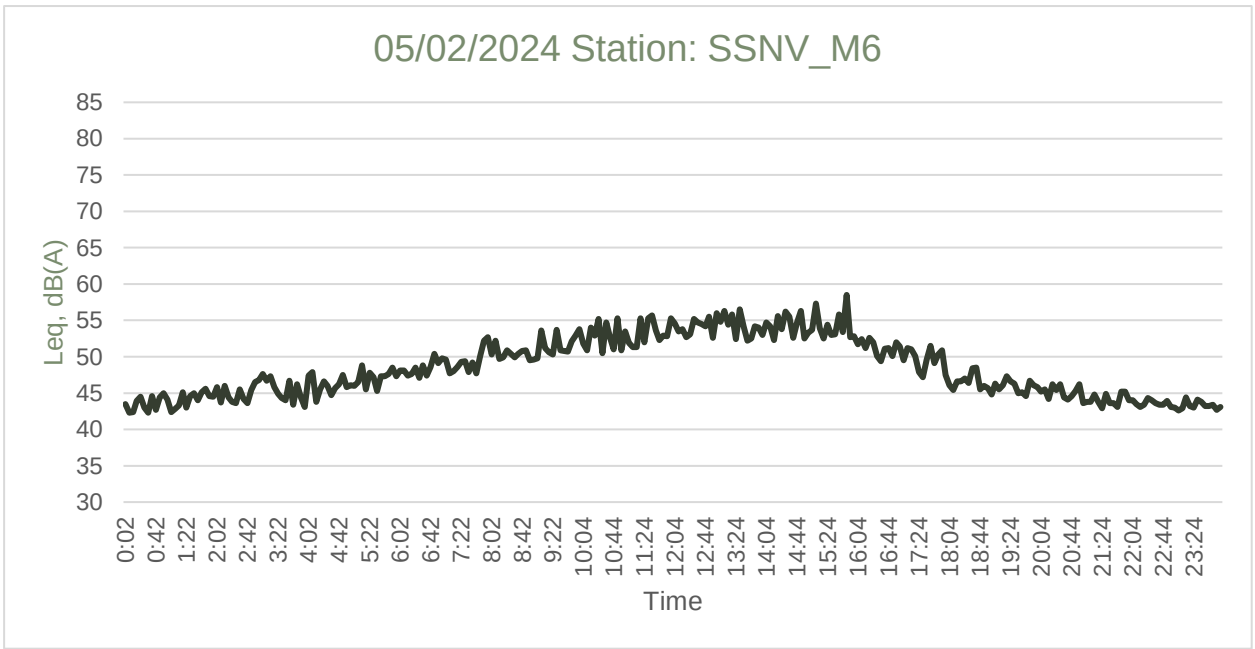
05/02/2024 Station: SSNV_M6
Leq, dB(A)
85
80
75
70
65
60
55
50
45
40
35
30
0:02
0:42
1:22
2:02
2:42
3:22
4:02
4:42
5:22
6:02
6:42
7:22
8:02
8:42
9:22
10:04
10:44
11:24
12:04
12:44
13:24
14:04
14:44
15:24
16:04
16:44
17:24
18:04
18:44
19:24
20:04
20:44
21:24
22:04
22:44
23:24
Time

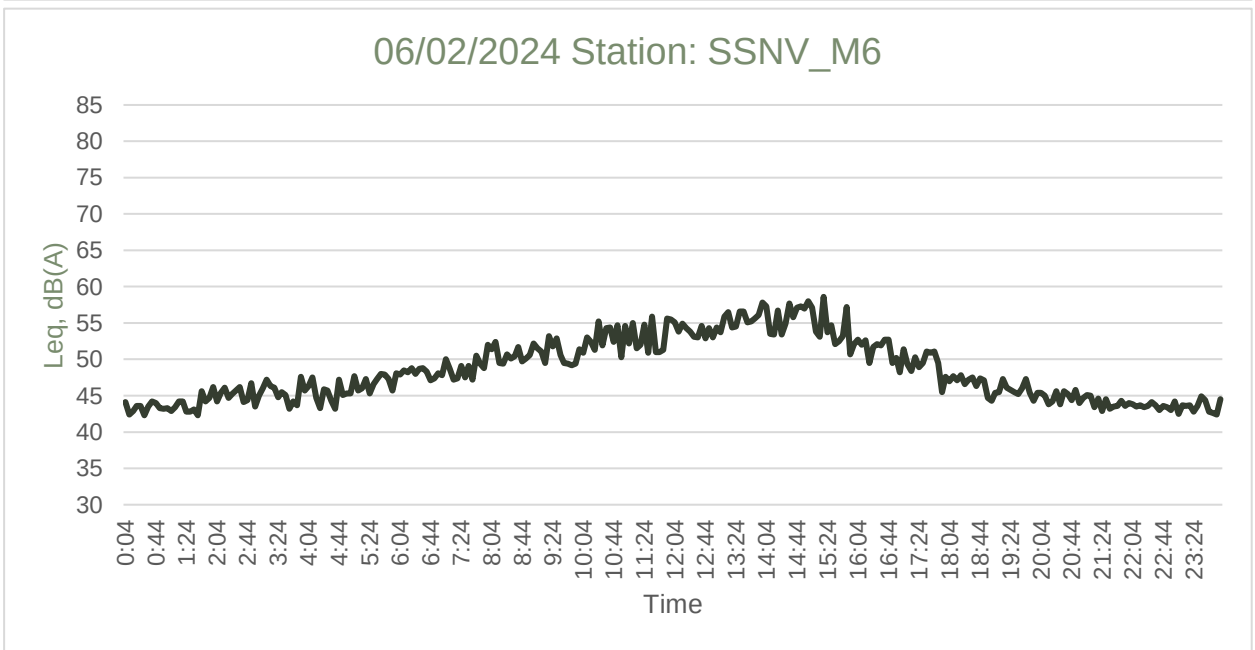
06/02/2024 Station: SSNV_M6
Leq, dB(A)
85
80
75
70
65
60
55
50
45
40
35
30
0:04
0:44
1:24
2:04
2:44
3:24
4:04
4:44
5:24
6:04
6:44
7:24
8:04
8:44
9:24
10:04
10:44
11:24
12:04
12:44
13:24
14:04
14:44
15:24
16:04
16:44
17:24
18:04
18:44
19:24
20:04
20:44
21:24
22:04
22:44
23:24
Time

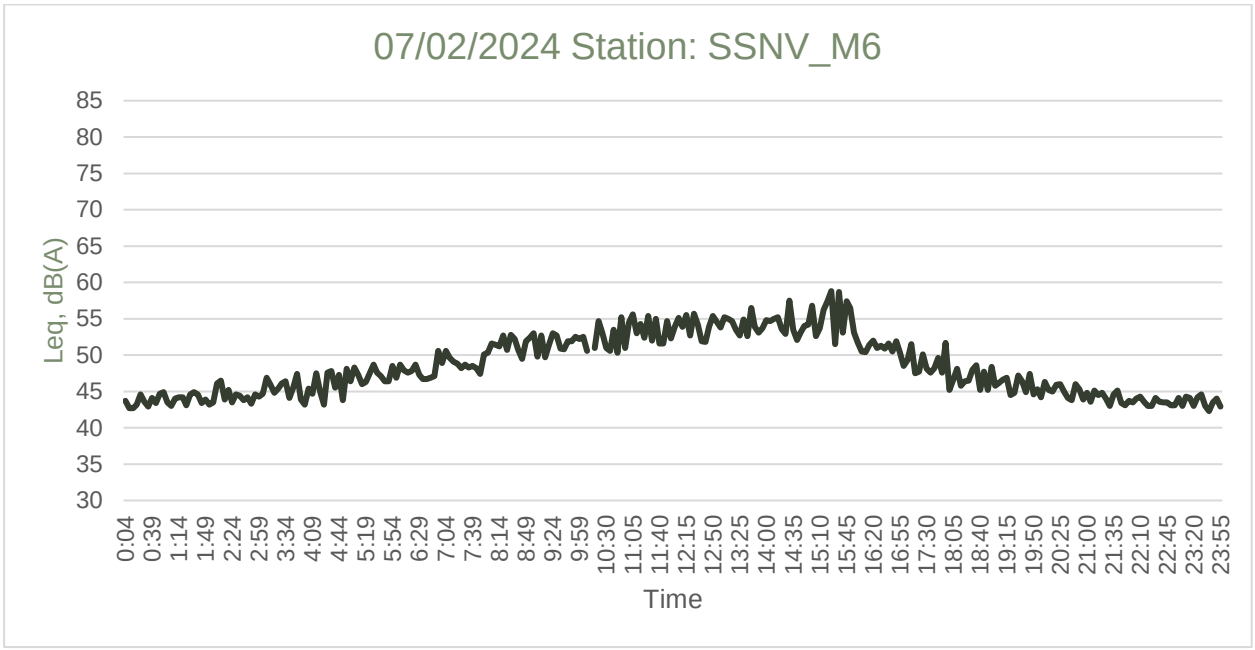
07/02/2024 Station: SSNV_M6
Leq, dB(A)
85
80
75
70
65
60
55
50
45
40
35
30
0:04
0:39
1:14
1:49
2:24
2:59
3:34
4:09
4:44
5:19
5:54
6:29
7:04
7:39
8:14
8:49
9:24
9:59
10:30
11:05
11:40
12:15
12:50
13:25
14:00
14:35
15:10
15:45
16:20
16:55
17:30
18:05
18:40
19:15
19:50
20:25
21:00
21:35
22:10
22:45
23:20
23:55
Time

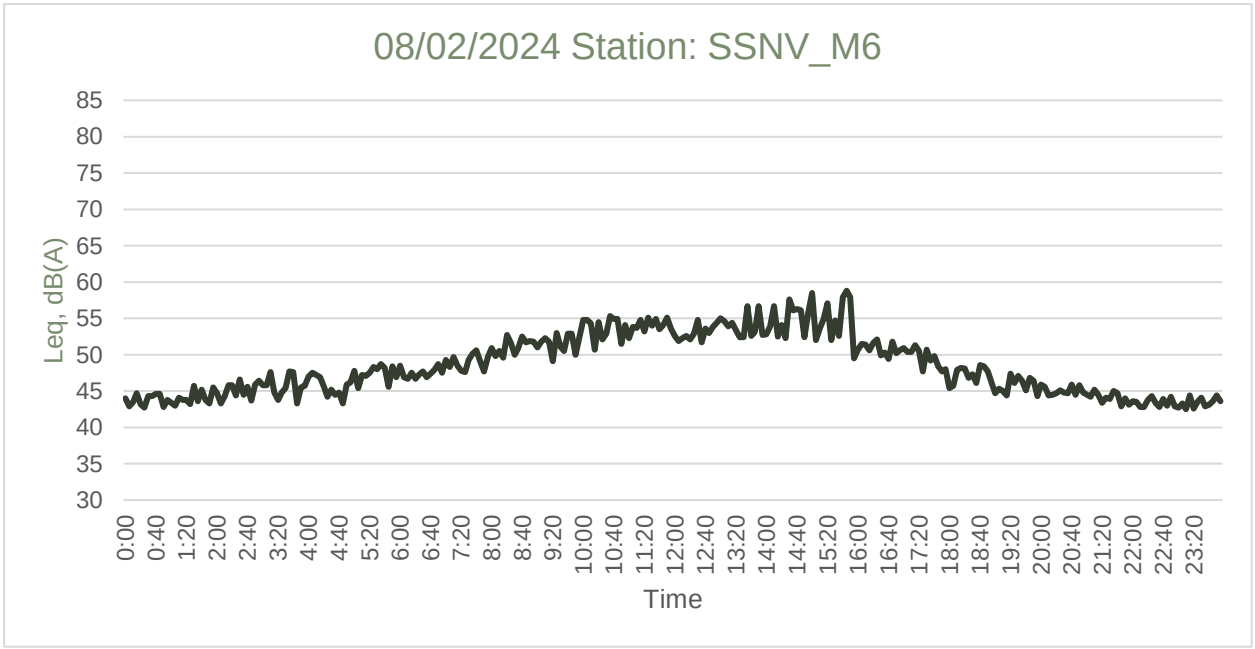
08/02/2024 Station: SSNV_M6
Leq, dB(A)
85
80
75
70
65
60
55
50
45
40
35
30
0:00
0:40
1:20
2:00
2:40
3:20
4:00
4:40
5:20
6:00
6:40
7:20
8:00
8:40
9:20
10:00
10:40
11:20
12:00
12:40
13:20
14:00
14:40
15:20
16:00
16:40
17:20
18:00
18:40
19:20
20:00
20:40
21:20
22:00
22:40
23:20
Time

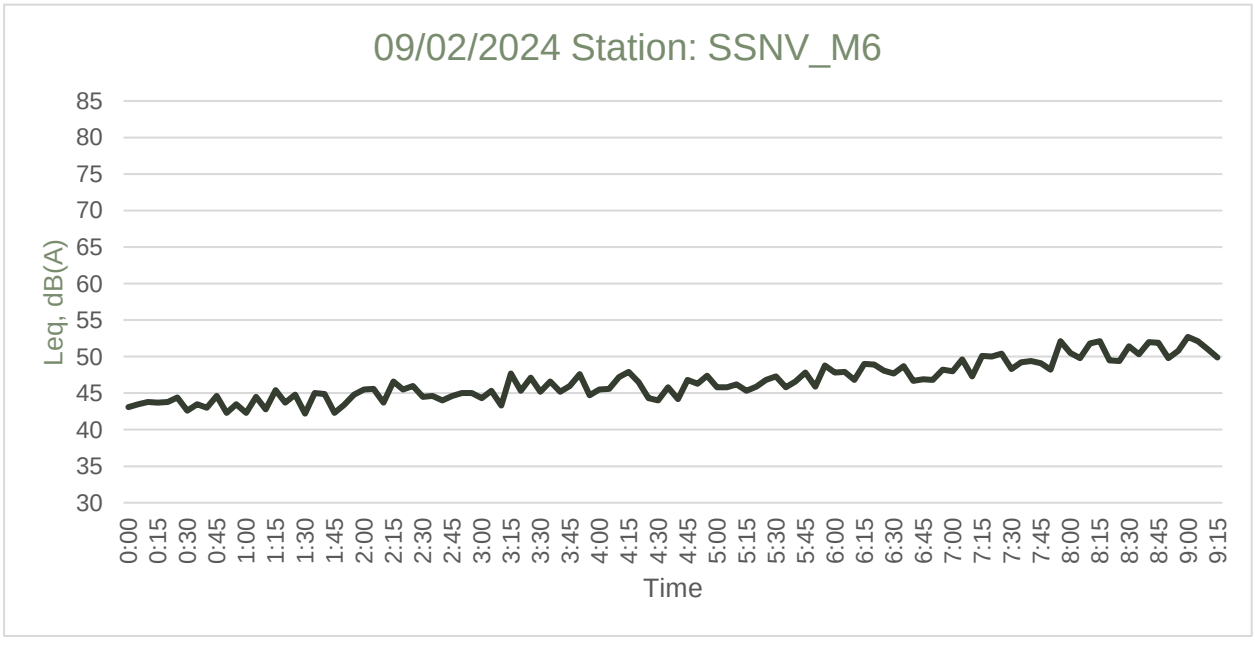
09/02/2024 Station: SSNV_M6
Leq, dB(A)
85
80
75
70
65
60
55
50
45
40
35
30
0:00
0:15
0:30
0:45
1:00
1:15
1:30
1:45
2:00
2:15
2:30
2:45
3:00
3:15
3:30
3:45
4:00
4:15
4:30
4:45
5:00
5:15
5:30
5:45
6:00
6:15
6:30
6:45
7:00
7:15
7:30
7:45
8:00
8:15
8:30
8:45
9:00
9:15
Time

Appendix 4-14 Baseline Water Quality Monitoring Results at Sung Shan New Village, Tai Wo, Lin Fa Tei and Ha Che

Baseline Water Quality Monitoring Results

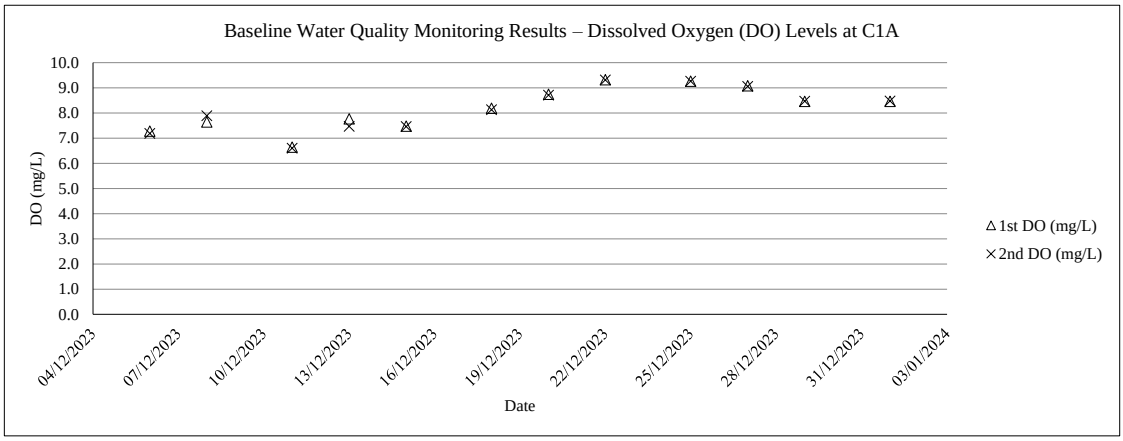

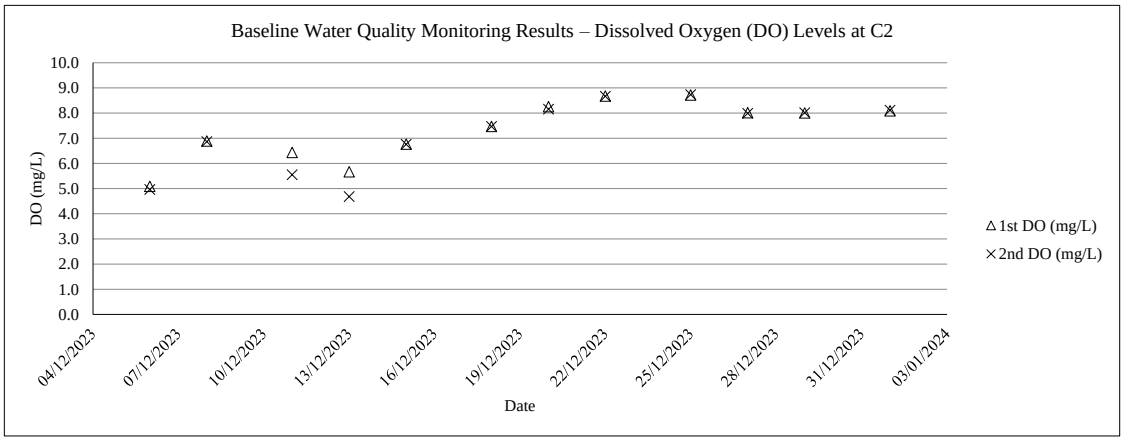

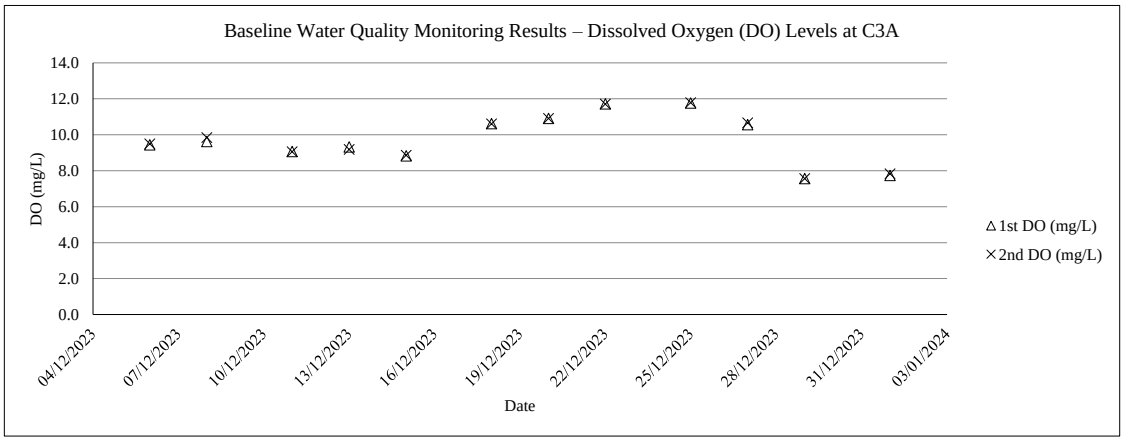

Baseline Water Quality Monitoring Results

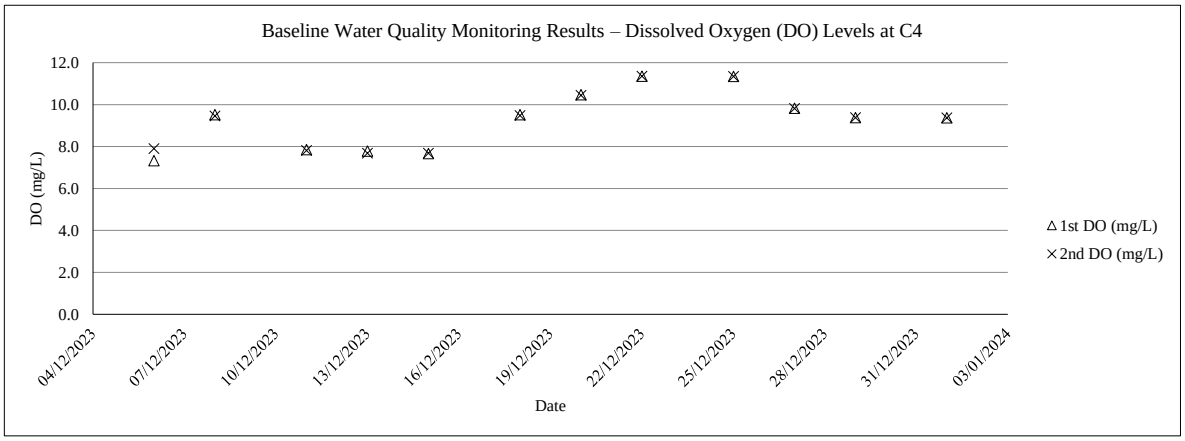

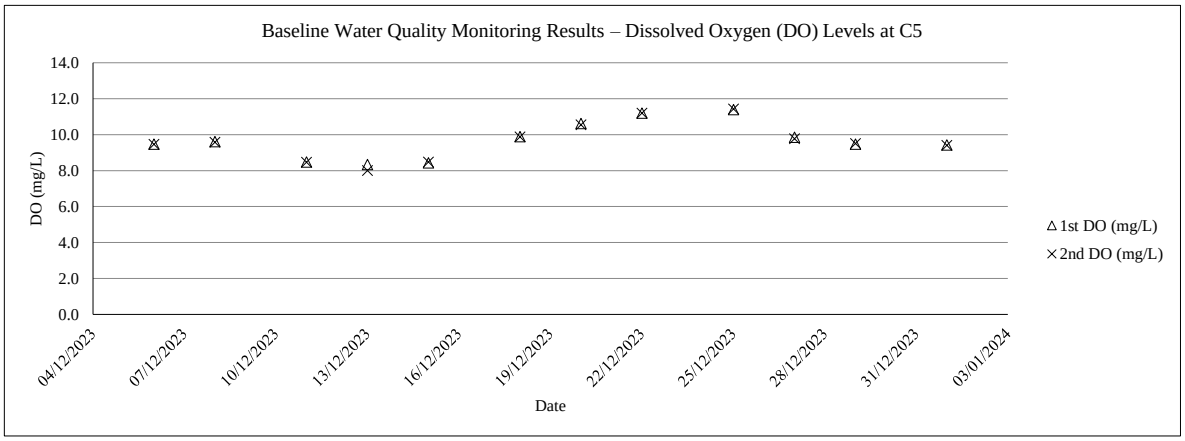

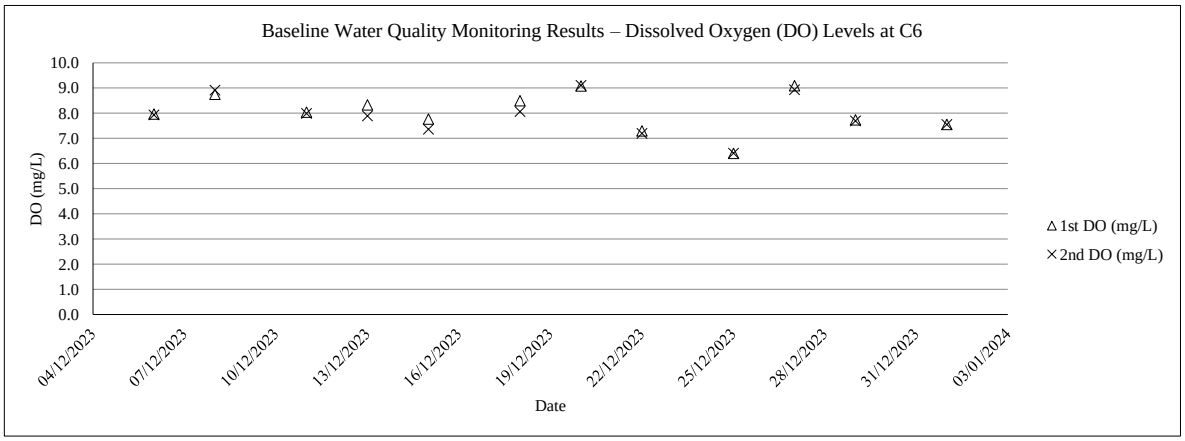

Baseline Water Quality Monitoring Results

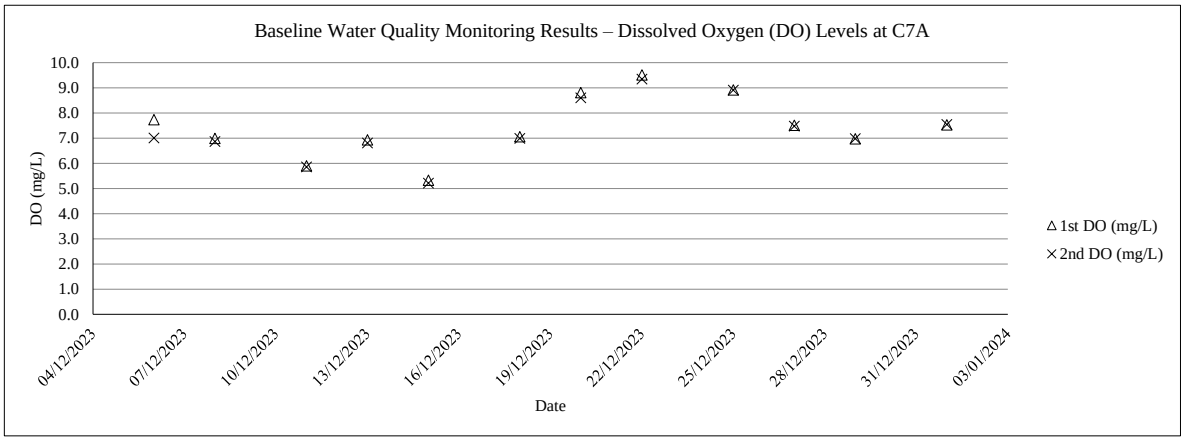

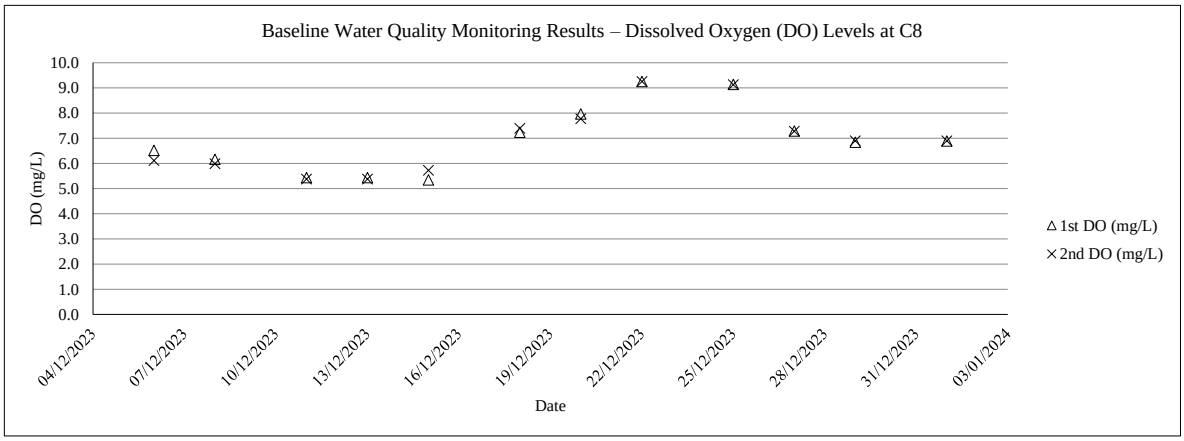

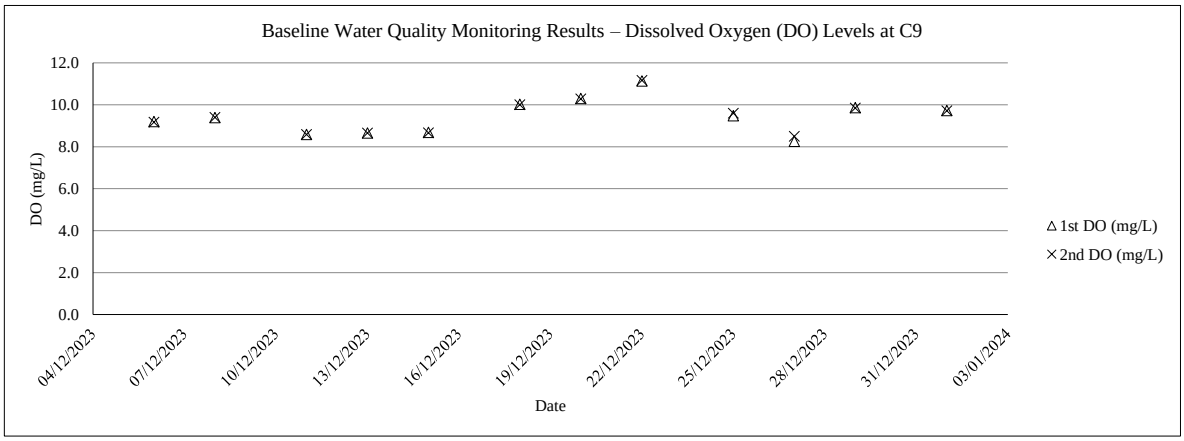

Baseline Water Quality Monitoring Results

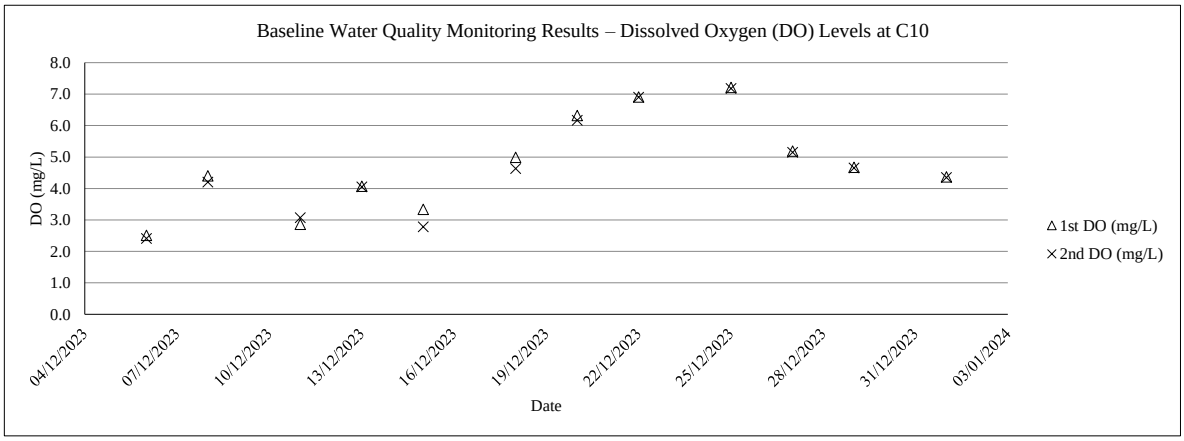

Baseline Water Quality Monitoring Results

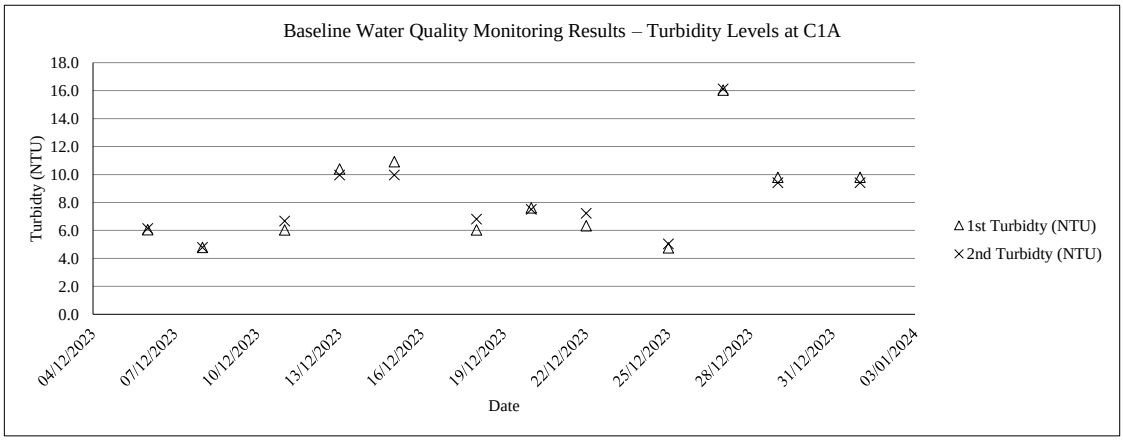

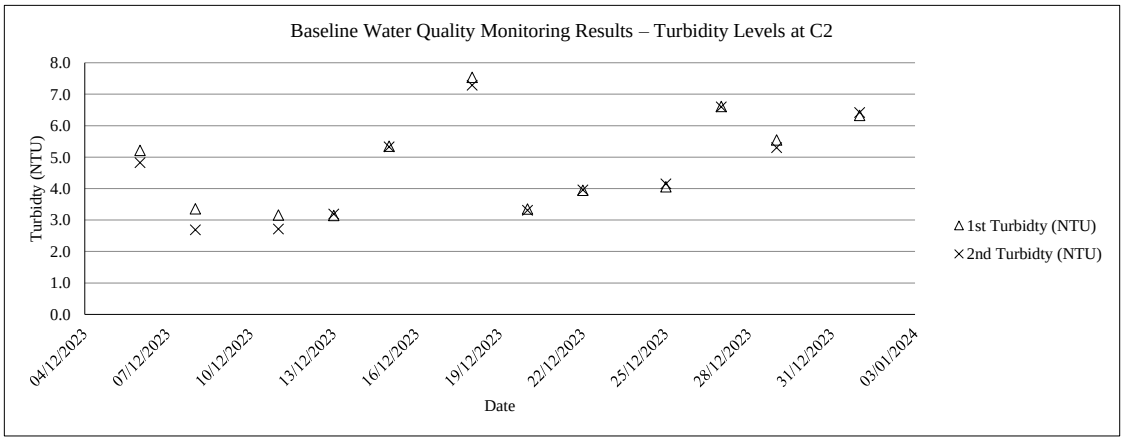

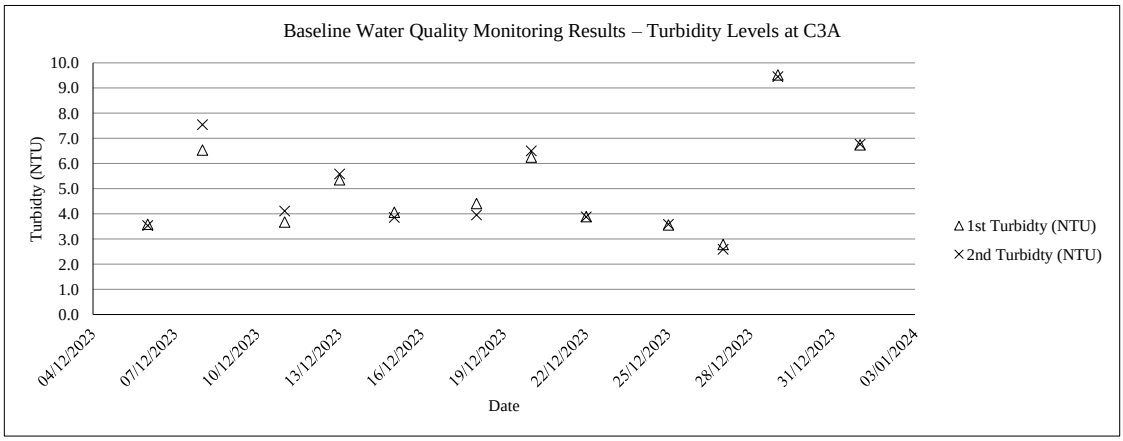

Baseline Water Quality Monitoring Results

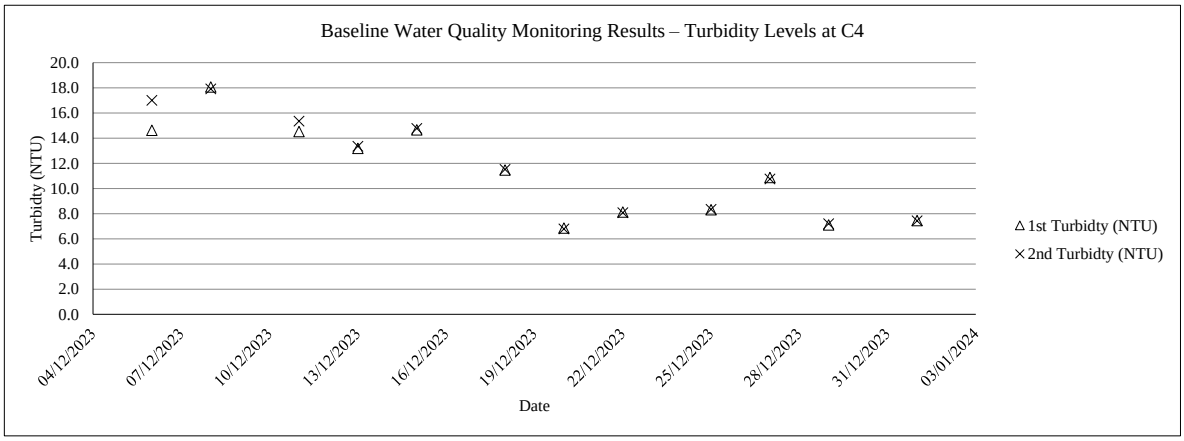

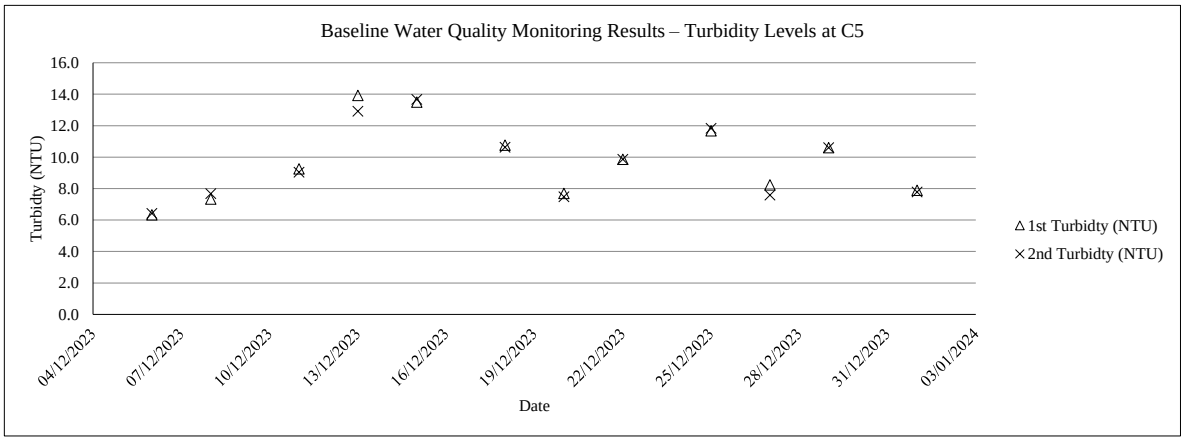

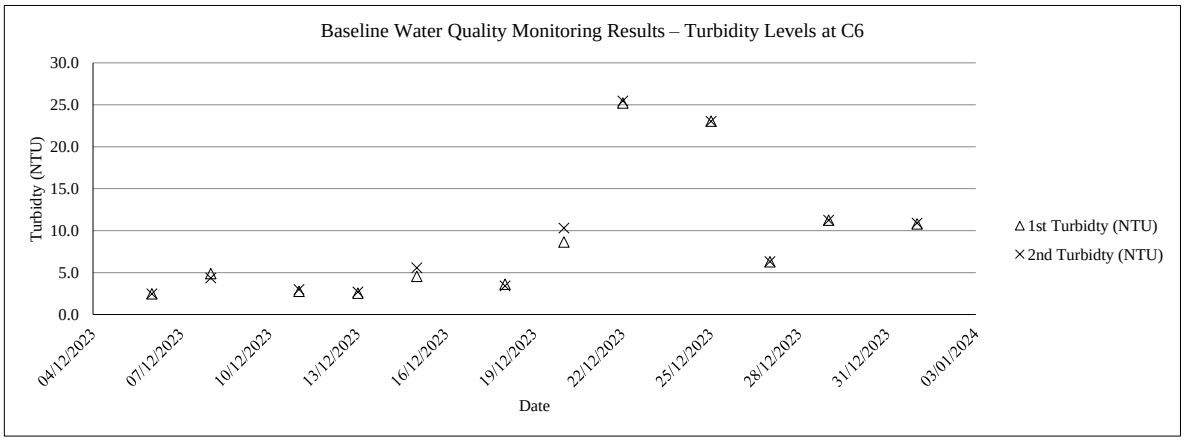

Baseline Water Quality Monitoring Results

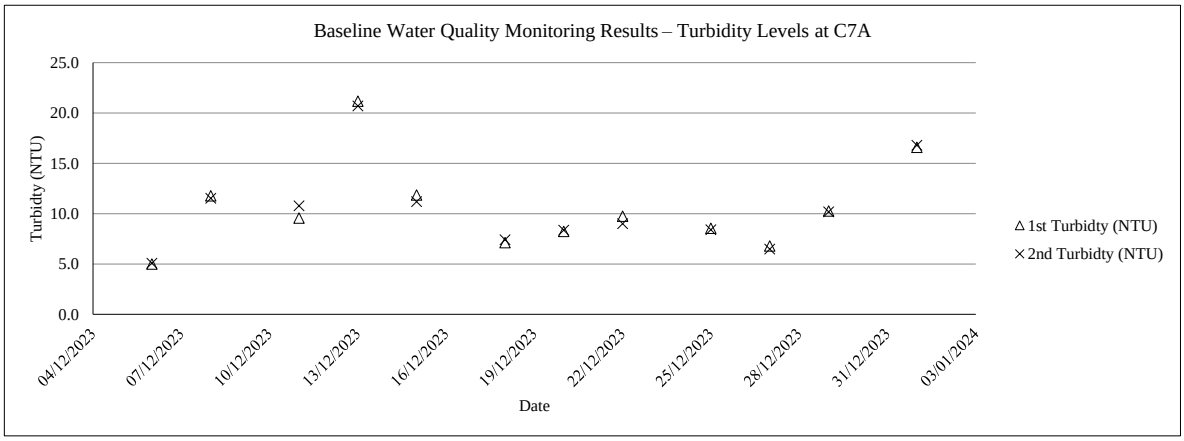

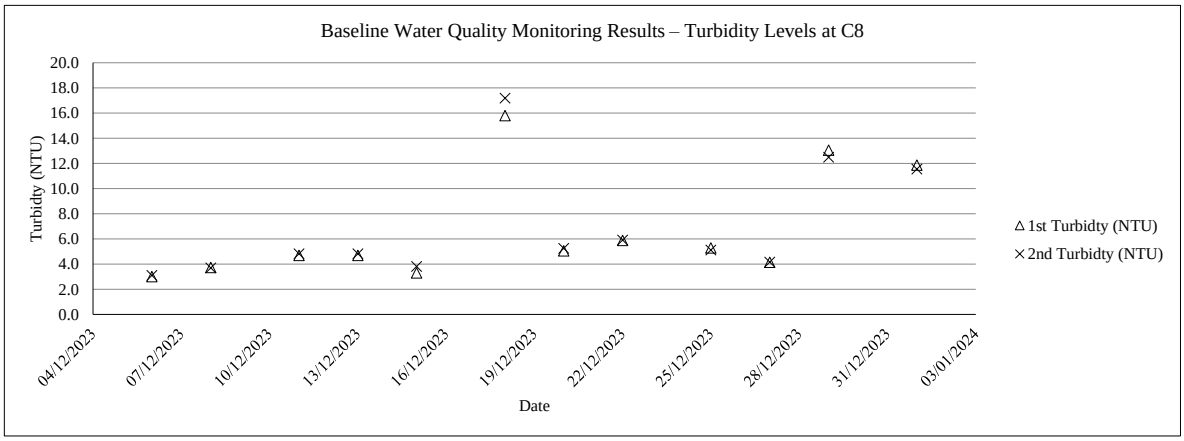

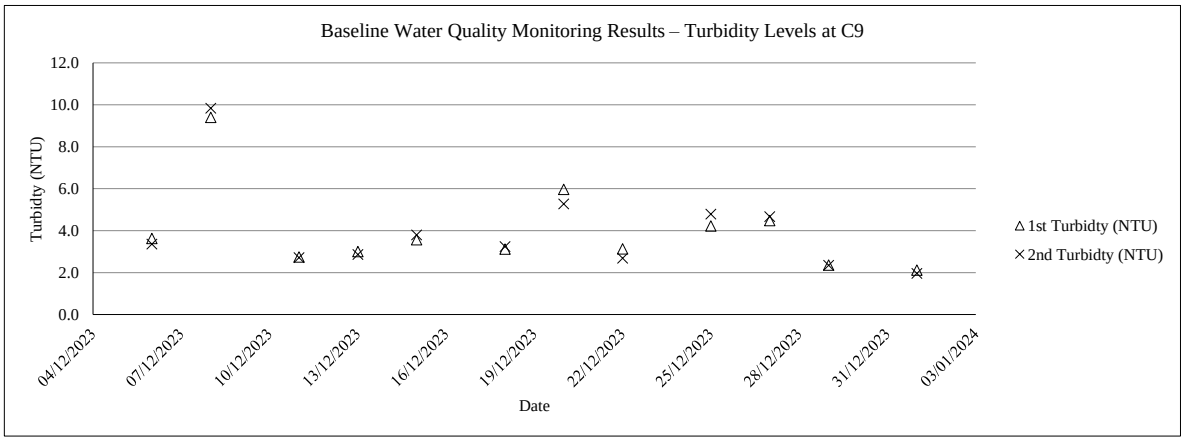

Baseline Water Quality Monitoring Results

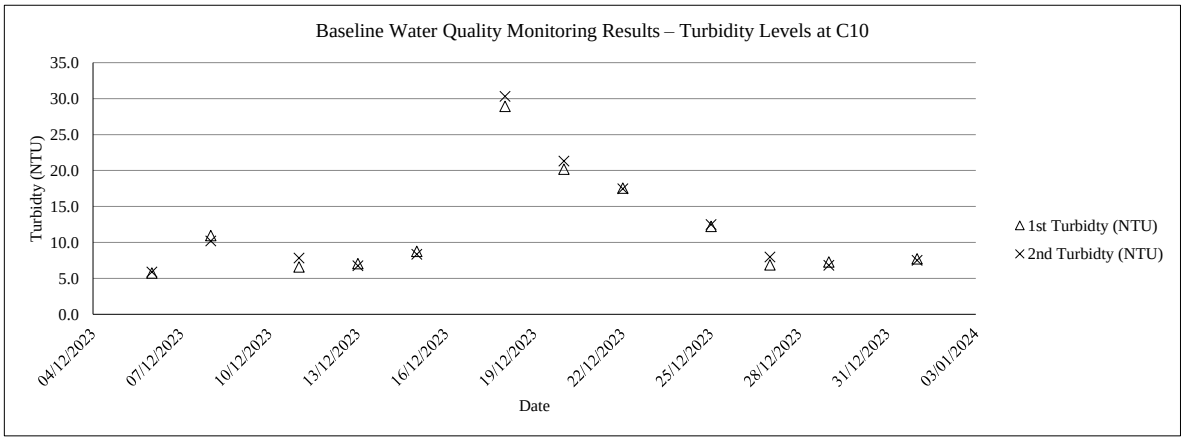

Baseline Water Quality Monitoring Results

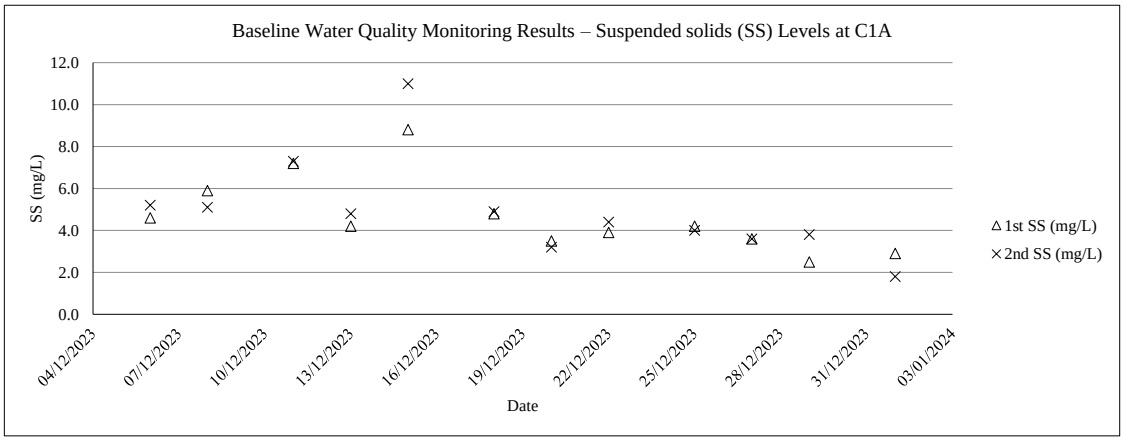

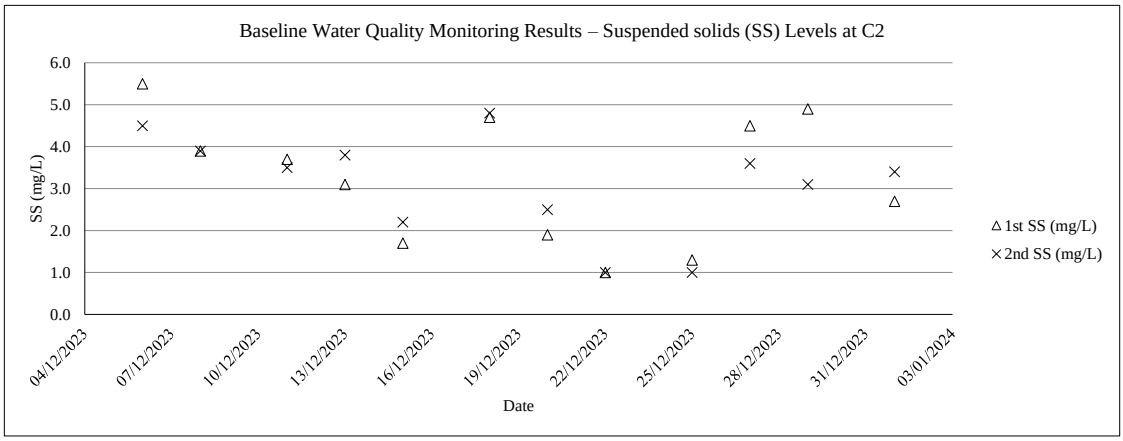

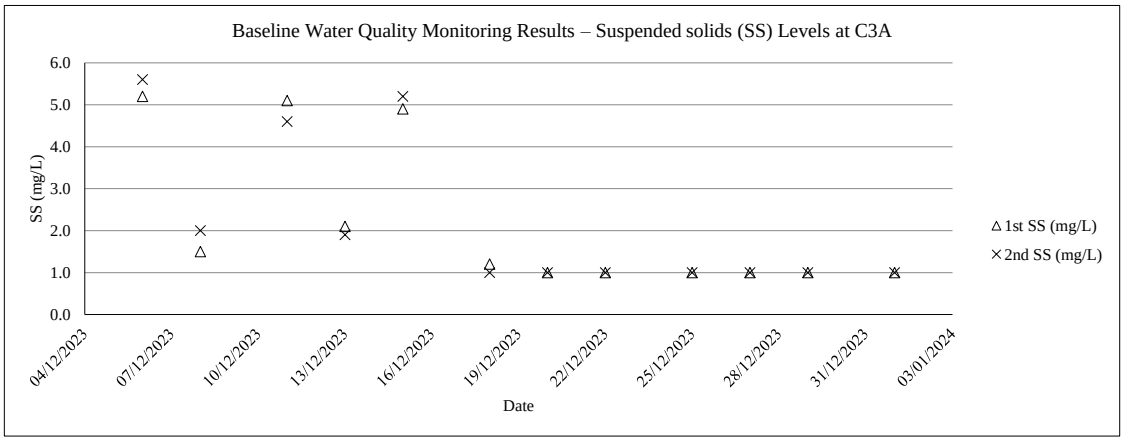

Baseline Water Quality Monitoring Results

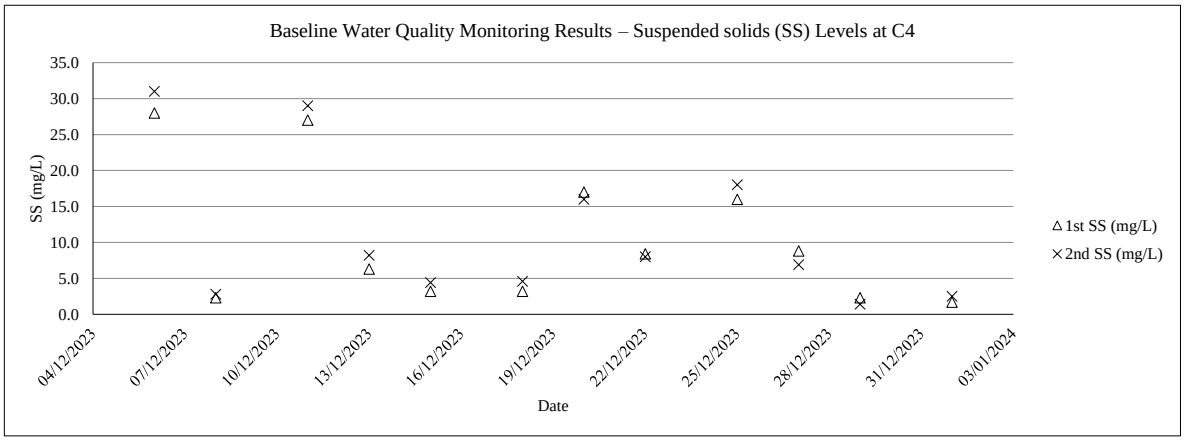

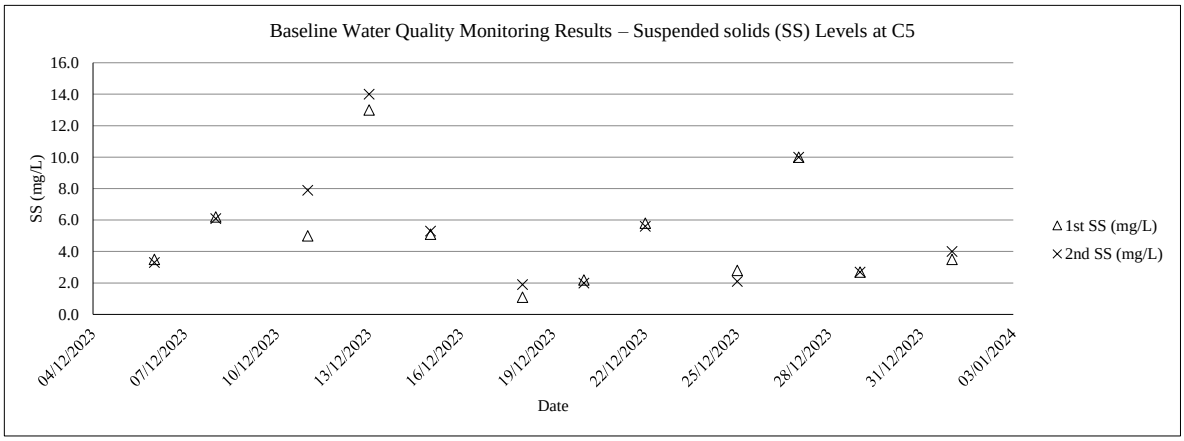

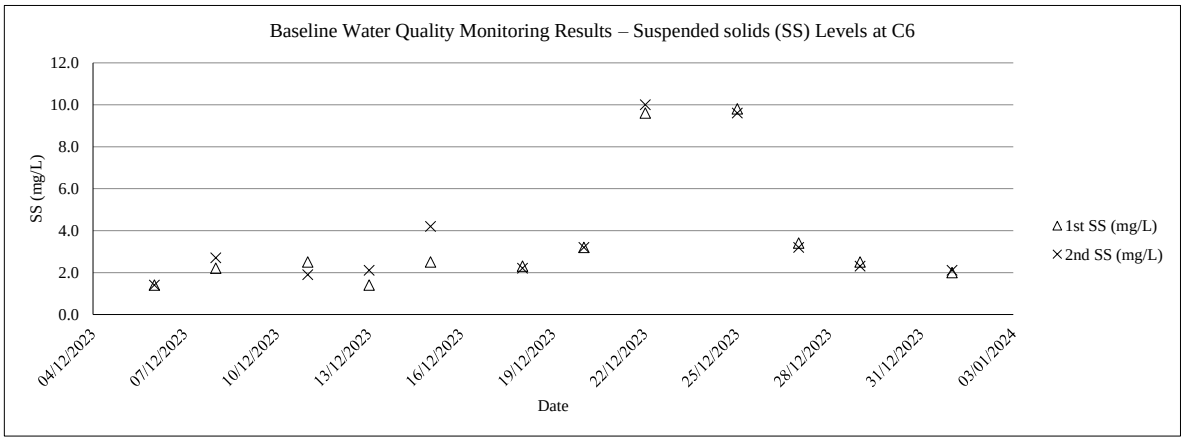

Baseline Water Quality Monitoring Results

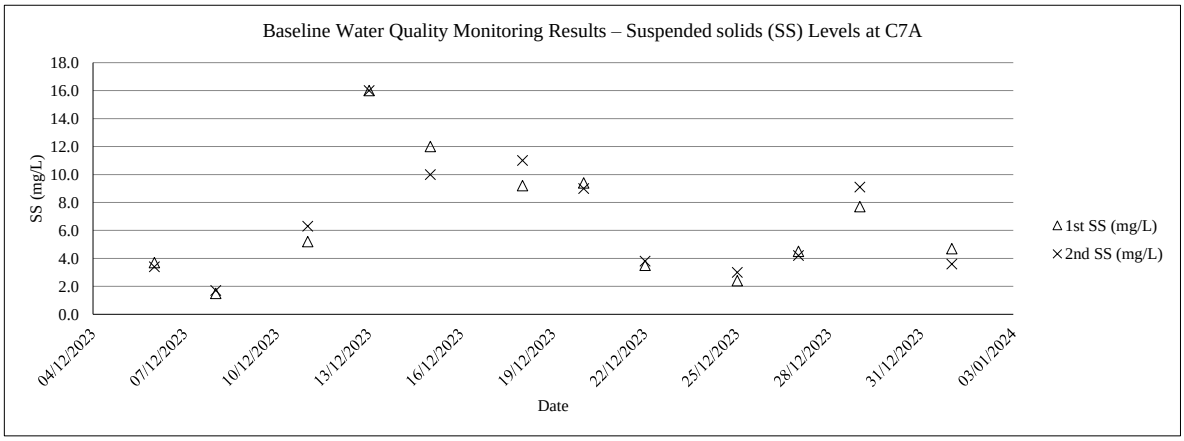

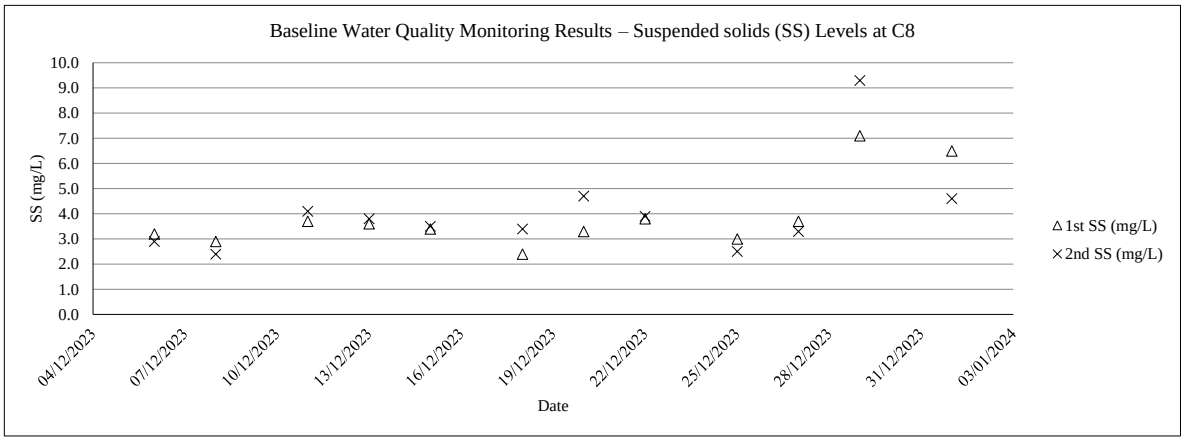

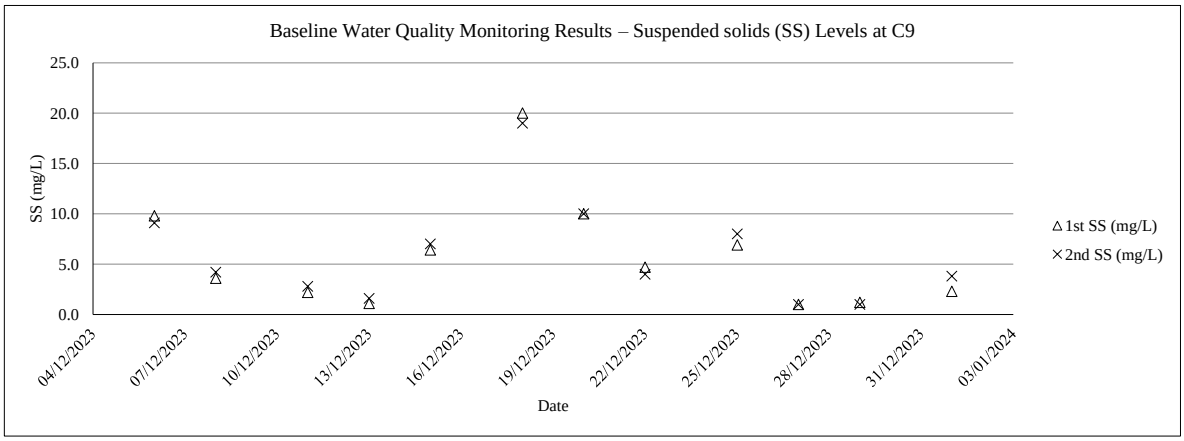

Baseline Water Quality Monitoring Results

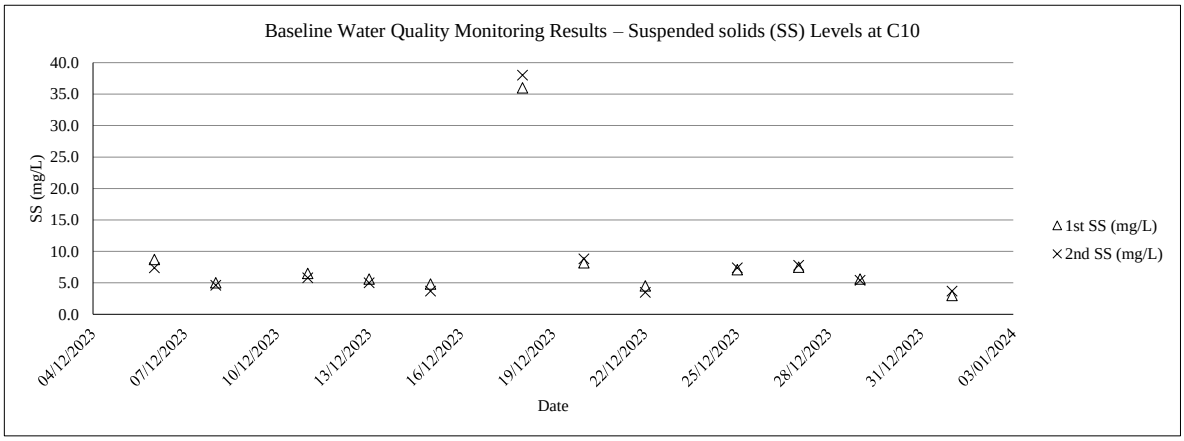

Appendix 5 Extract of Wind Data from Shek Kong Automatic Weather Station

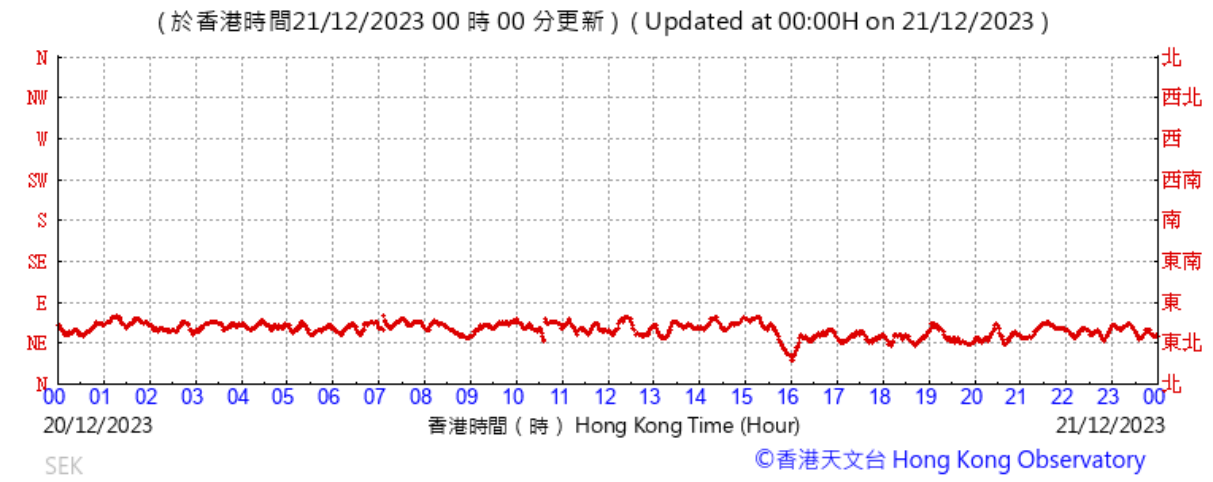
(於香港時間21/12/2023 00 時 00 分更新) (Updated at 00:00H on 21/12/2023)
N
NW
W
SW
S
SE
E
NE
N
北
西北
西
西南
南
東南
東
東北
北
00 01 02 03 04 05 06 07 08 09 10 11 12 13 14 15 16 17 18 19 20 21 22 23 00
20/12/2023
香港時間 (時) Hong Kong Time (Hour)
21/12/2023
SEK
©香港天文台 Hong Kong Observatory

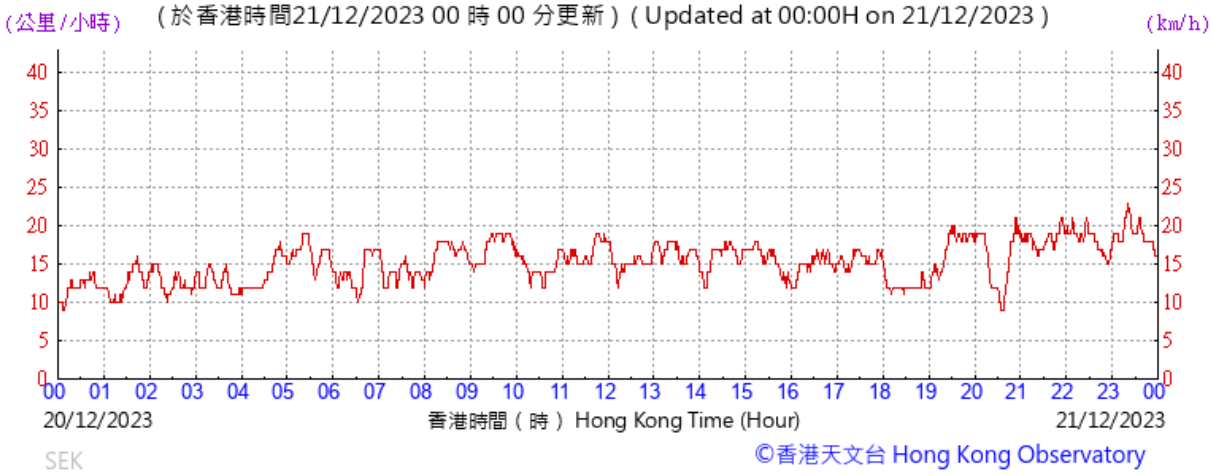
(公里/小時)
(於香港時間21/12/2023 00 時 00 分更新) (Updated at 00:00H on 21/12/2023)
(km/h)
40
35
30
25
20
15
10
5
0
00 01 02 03 04 05 06 07 08 09 10 11 12 13 14 15 16 17 18 19 20 21 22 23 00
20/12/2023
香港時間 (時) Hong Kong Time (Hour)
21/12/2023
SEK
©香港天文台 Hong Kong Observatory

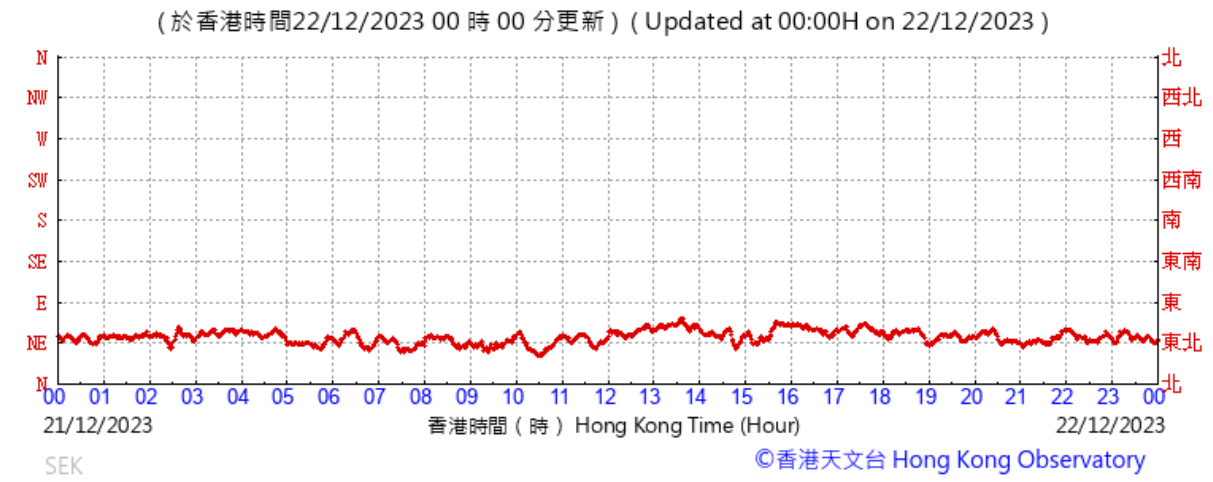
(於香港時間22/12/2023 00 時 00 分更新) (Updated at 00:00H on 22/12/2023)
N
NW
W
SW
S
SE
E
NE
N
北
西北
西
西南
南
東南
東
東北
北
00 01 02 03 04 05 06 07 08 09 10 11 12 13 14 15 16 17 18 19 20 21 22 23 00
21/12/2023
香港時間 (時) Hong Kong Time (Hour)
22/12/2023
SEK
©香港天文台 Hong Kong Observatory

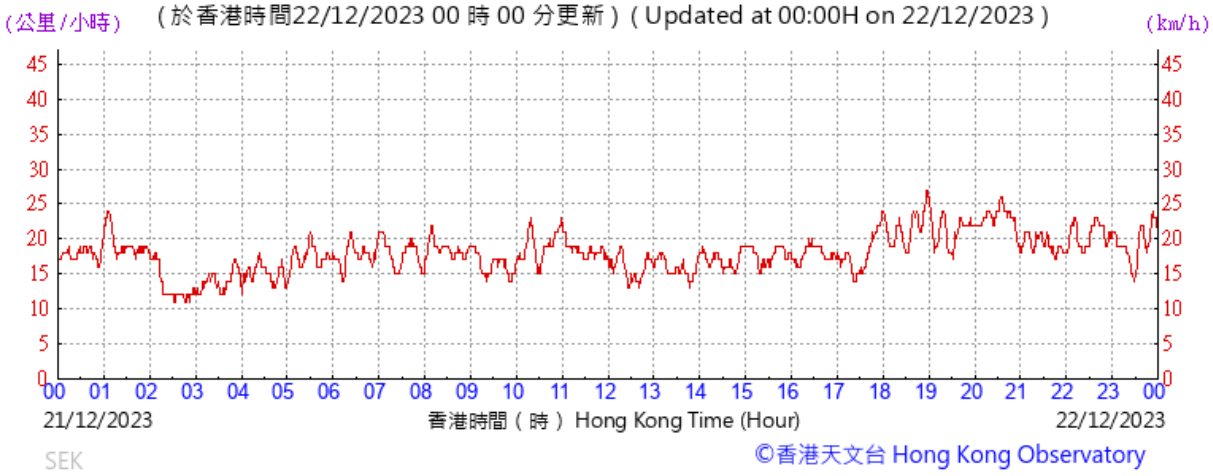
(公里/小時)
(於香港時間22/12/2023 00 時 00 分更新) (Updated at 00:00H on 22/12/2023)
(km/h)
45
40
35
30
25
20
15
10
5
0
00 01 02 03 04 05 06 07 08 09 10 11 12 13 14 15 16 17 18 19 20 21 22 23 00
21/12/2023
香港時間 (時) Hong Kong Time (Hour)
22/12/2023
SEK
©香港天文台 Hong Kong Observatory

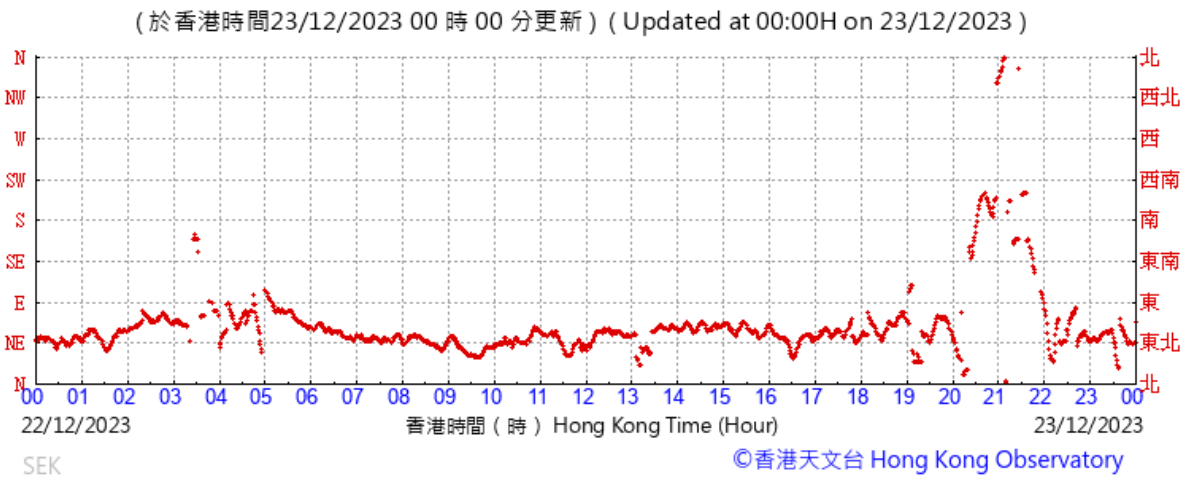
(於香港時間23/12/2023 00 時 00 分更新) (Updated at 00:00H on 23/12/2023)
N
NW
W
SW
S
SE
E
NE
N
北
西北
西
西南
南
東南
東
東北
北
00 01 02 03 04 05 06 07 08 09 10 11 12 13 14 15 16 17 18 19 20 21 22 23 00
22/12/2023
香港時間 (時) Hong Kong Time (Hour)
23/12/2023
SEK
©香港天文台 Hong Kong Observatory

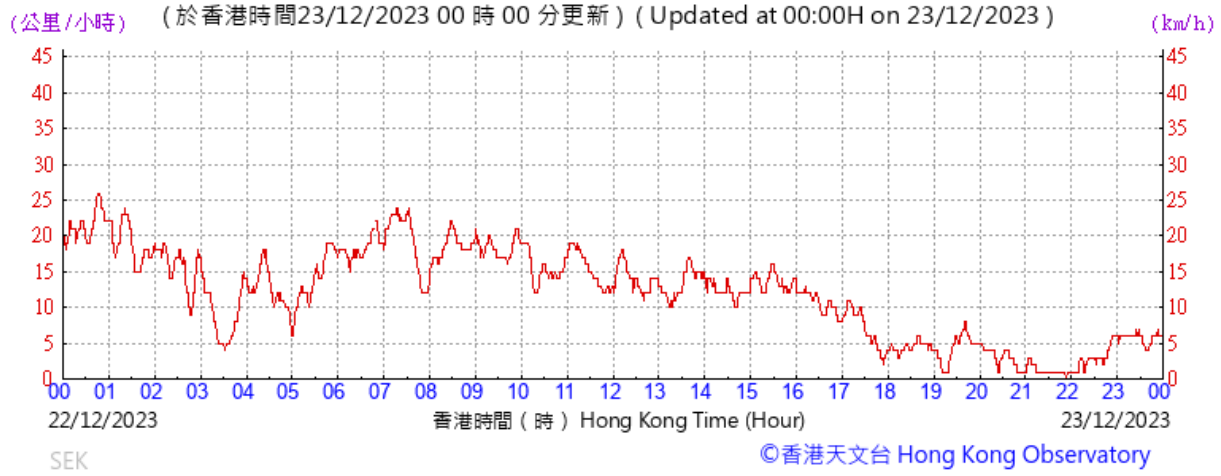
(公里/小時)
(於香港時間23/12/2023 00 時 00 分更新) (Updated at 00:00H on 23/12/2023)
(km/h)
45
40
35
30
25
20
15
10
5
0
00 01 02 03 04 05 06 07 08 09 10 11 12 13 14 15 16 17 18 19 20 21 22 23 00
22/12/2023
香港時間 (時) Hong Kong Time (Hour)
23/12/2023
SEK
©香港天文台 Hong Kong Observatory

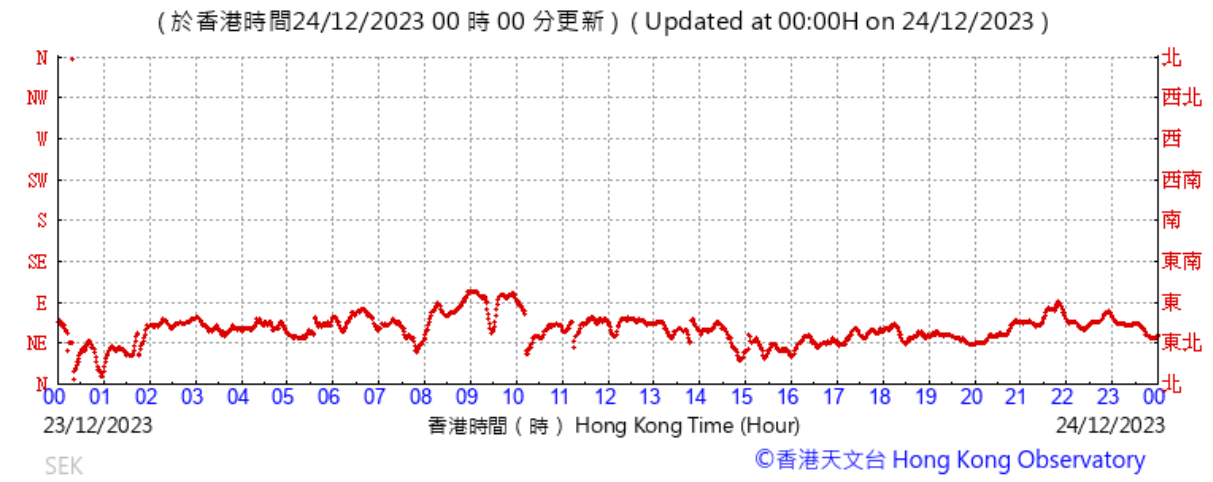
(於香港時間24/12/2023 00 時 00 分更新) (Updated at 00:00H on 24/12/2023)
N
NW
W
SW
S
SE
E
NE
N
北
西北
西
西南
南
東南
東
東北
北
00 01 02 03 04 05 06 07 08 09 10 11 12 13 14 15 16 17 18 19 20 21 22 23 00
23/12/2023
香港時間 (時) Hong Kong Time (Hour)
24/12/2023
SEK
©香港天文台 Hong Kong Observatory


(公里/小時)
(於香港時間24/12/2023 00 時 00 分更新) (Updated at 00:00H on 24/12/2023)
(km/h)
35
30
25
20
15
10
5
0
00 01 02 03 04 05 06 07 08 09 10 11 12 13 14 15 16 17 18 19 20 21 22 23 00
23/12/2023
香港時間 (時) Hong Kong Time (Hour)
24/12/2023
SEK
©香港天文台 Hong Kong Observatory

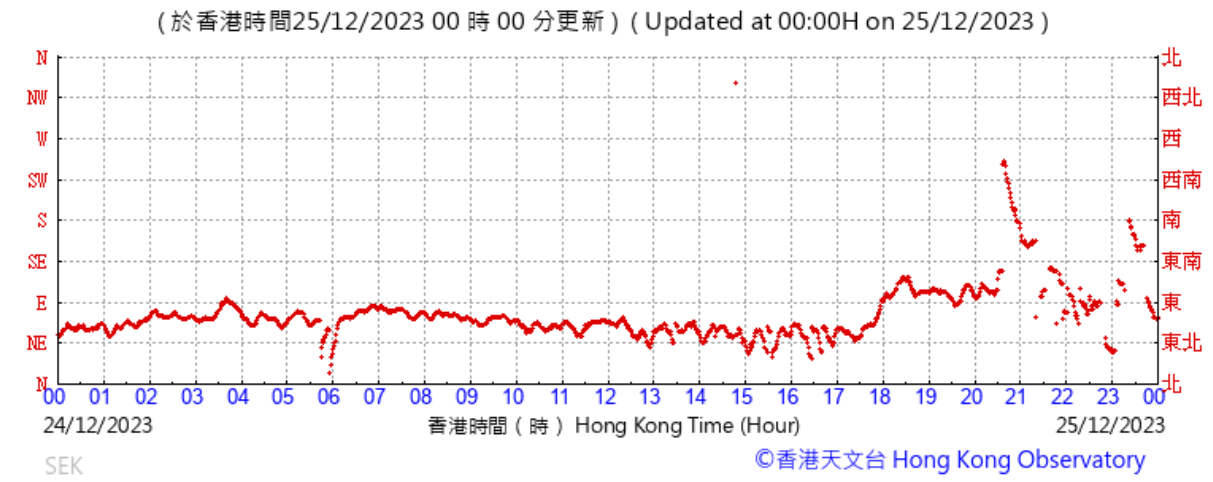
(於香港時間25/12/2023 00 時 00 分更新) (Updated at 00:00H on 25/12/2023)
N
NW
W
SW
S
SE
E
NE
N
北
西北
西
西南
南
東南
東
東北
北
00 01 02 03 04 05 06 07 08 09 10 11 12 13 14 15 16 17 18 19 20 21 22 23 00
24/12/2023
香港時間 (時) Hong Kong Time (Hour)
25/12/2023
SEK
©香港天文台 Hong Kong Observatory


(公里/小時)
(於香港時間25/12/2023 00 時 00 分更新) (Updated at 00:00H on 25/12/2023)
(km/h)
40
35
30
25
20
15
10
5
0
00 01 02 03 04 05 06 07 08 09 10 11 12 13 14 15 16 17 18 19 20 21 22 23 00
24/12/2023
香港時間 (時) Hong Kong Time (Hour)
25/12/2023
SEK
©香港天文台 Hong Kong Observatory


(於香港時間26/12/2023 00 時 00 分更新) (Updated at 00:00H on 26/12/2023)
N
NW
W
SW
S
SE
E
NE
N
北
西北
西
西南
南
東南
東
東北
北
00 01 02 03 04 05 06 07 08 09 10 11 12 13 14 15 16 17 18 19 20 21 22 23 00
25/12/2023
香港時間 (時) Hong Kong Time (Hour)
26/12/2023
SEK
©香港天文台 Hong Kong Observatory


(公里/小時)
(於香港時間26/12/2023 00 時 00 分更新) (Updated at 00:00H on 26/12/2023)
(km/h)
35
30
25
20
15
10
5
0
00 01 02 03 04 05 06 07 08 09 10 11 12 13 14 15 16 17 18 19 20 21 22 23 00
25/12/2023
香港時間 (時) Hong Kong Time (Hour)
26/12/2023
SEK
©香港天文台 Hong Kong Observatory

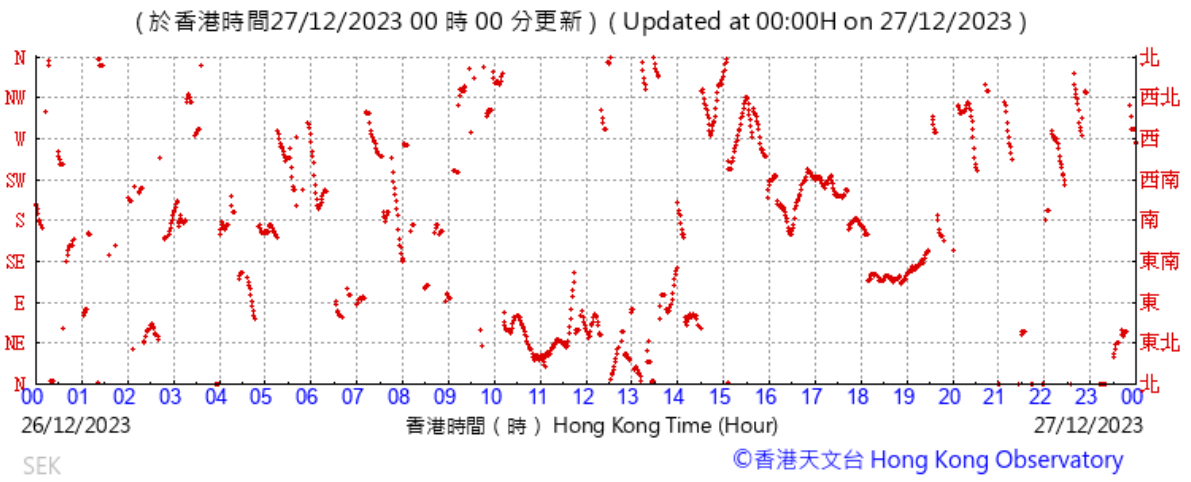
(於香港時間27/12/2023 00 時 00 分更新) (Updated at 00:00H on 27/12/2023)
N
NW
W
SW
S
SE
E
NE
N
北
西北
西
西南
南
東南
東
東北
北
00 01 02 03 04 05 06 07 08 09 10 11 12 13 14 15 16 17 18 19 20 21 22 23 00
26/12/2023
香港時間 (時) Hong Kong Time (Hour)
27/12/2023
SEK
©香港天文台 Hong Kong Observatory

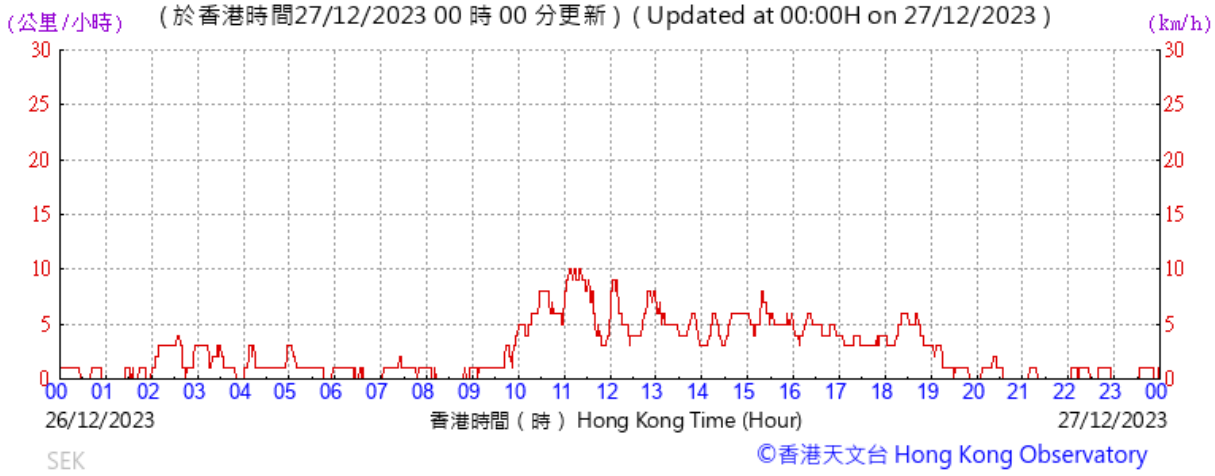
(公里/小時)
(於香港時間27/12/2023 00 時 00 分更新) (Updated at 00:00H on 27/12/2023)
(km/h)
30
25
20
15
10
5
0
00 01 02 03 04 05 06 07 08 09 10 11 12 13 14 15 16 17 18 19 20 21 22 23 00
26/12/2023
香港時間 (時) Hong Kong Time (Hour)
27/12/2023
SEK
©香港天文台 Hong Kong Observatory

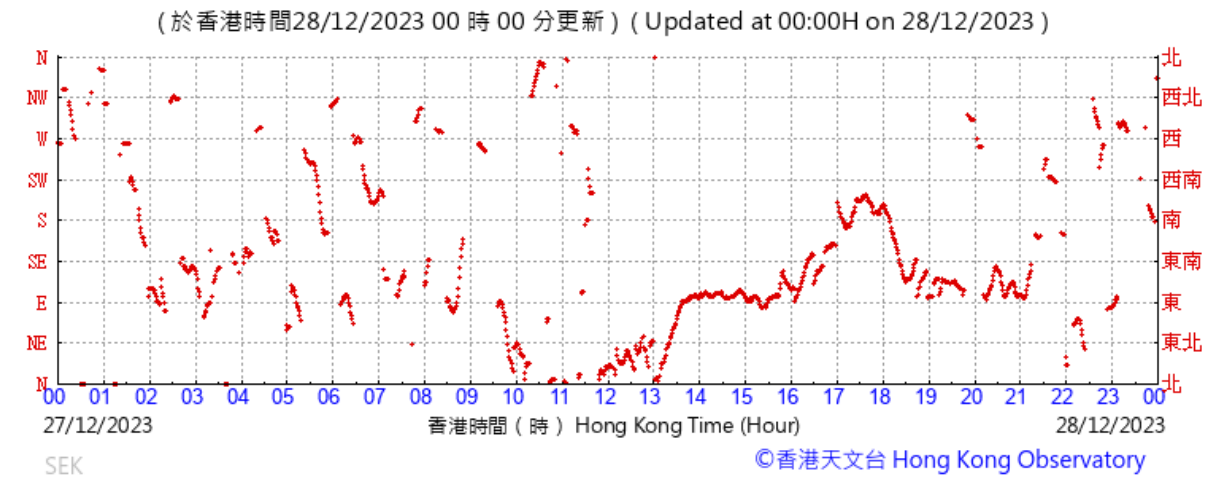
(於香港時間28/12/2023 00 時 00 分更新) (Updated at 00:00H on 28/12/2023)
N
NW
W
SW
S
SE
E
NE
N
北
西北
西
西南
南
東南
東
東北
北
00 01 02 03 04 05 06 07 08 09 10 11 12 13 14 15 16 17 18 19 20 21 22 23 00
27/12/2023
香港時間 (時) Hong Kong Time (Hour)
28/12/2023
SEK
©香港天文台 Hong Kong Observatory

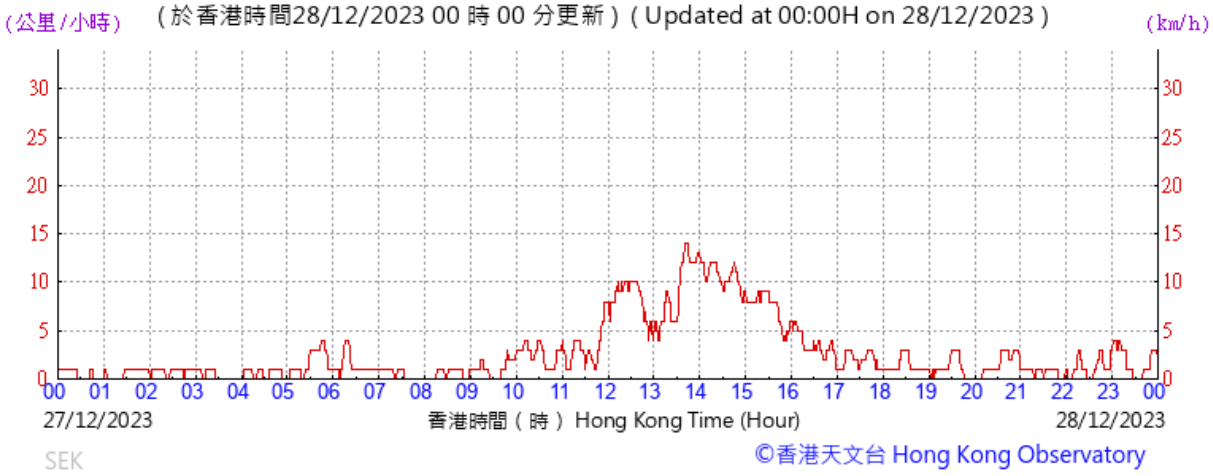
(公里/小時)
(於香港時間28/12/2023 00 時 00 分更新) (Updated at 00:00H on 28/12/2023)
(km/h)
30
25
20
15
10
5
0
00 01 02 03 04 05 06 07 08 09 10 11 12 13 14 15 16 17 18 19 20 21 22 23 00
27/12/2023
香港時間 (時) Hong Kong Time (Hour)
28/12/2023
SEK
©香港天文台 Hong Kong Observatory

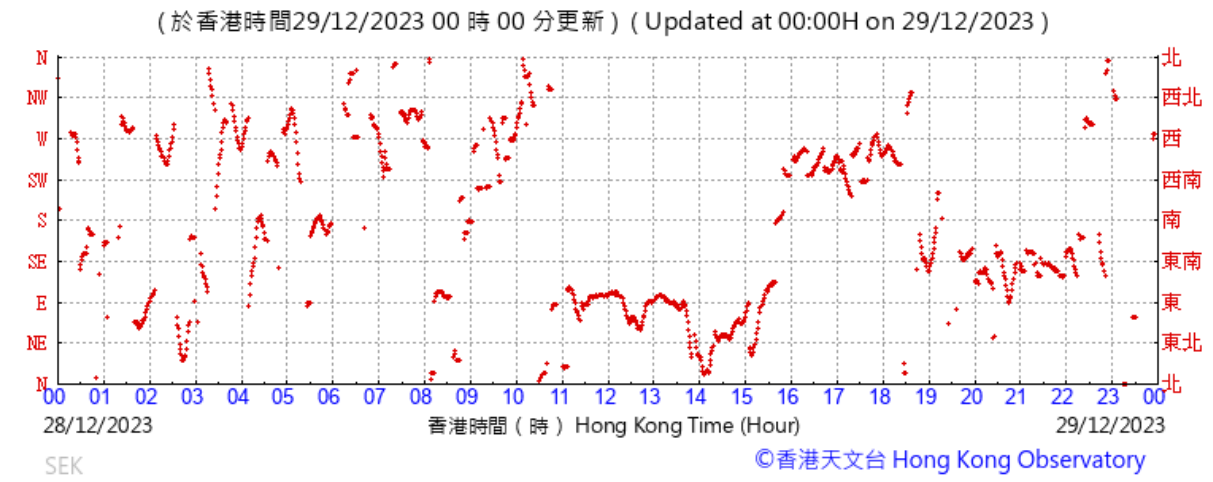
(於香港時間29/12/2023 00 時 00 分更新) (Updated at 00:00H on 29/12/2023)
N
NW
W
SW
S
SE
E
NE
N
北
西北
西
西南
南
東南
東
東北
北
00 01 02 03 04 05 06 07 08 09 10 11 12 13 14 15 16 17 18 19 20 21 22 23 00
28/12/2023
香港時間 (時) Hong Kong Time (Hour)
29/12/2023
SEK
©香港天文台 Hong Kong Observatory

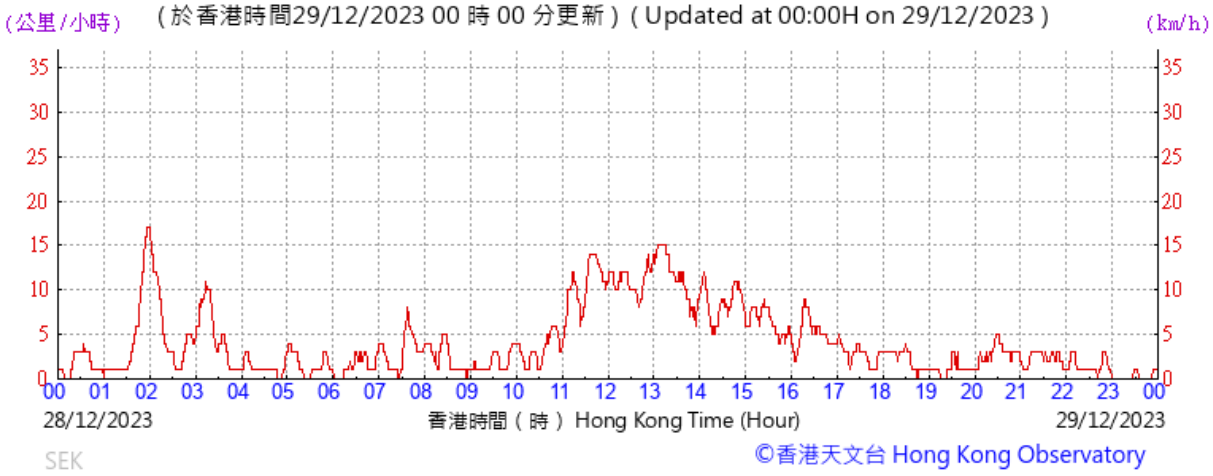
(公里/小時)
(於香港時間29/12/2023 00 時 00 分更新) (Updated at 00:00H on 29/12/2023)
(km/h)
35
30
25
20
15
10
5
0
00 01 02 03 04 05 06 07 08 09 10 11 12 13 14 15 16 17 18 19 20 21 22 23 00
28/12/2023
香港時間 (時) Hong Kong Time (Hour)
29/12/2023
SEK
©香港天文台 Hong Kong Observatory

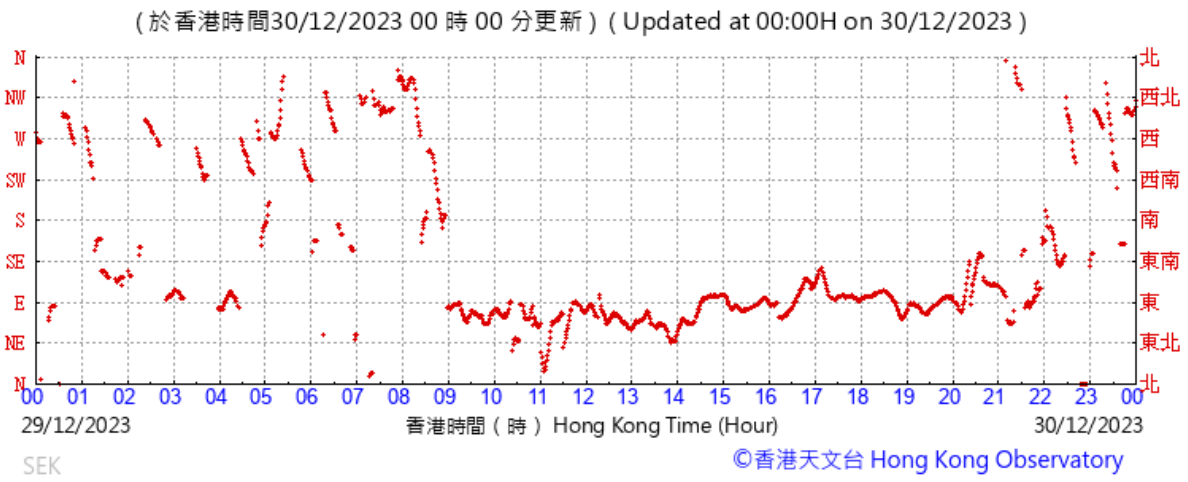
(於香港時間30/12/2023 00 時 00 分更新) (Updated at 00:00H on 30/12/2023)
N
NW
W
SW
S
SE
E
NE
N
北
西北
西
西南
南
東南
東
東北
北
00 01 02 03 04 05 06 07 08 09 10 11 12 13 14 15 16 17 18 19 20 21 22 23 00
29/12/2023
香港時間 (時) Hong Kong Time (Hour)
30/12/2023
SEK
©香港天文台 Hong Kong Observatory

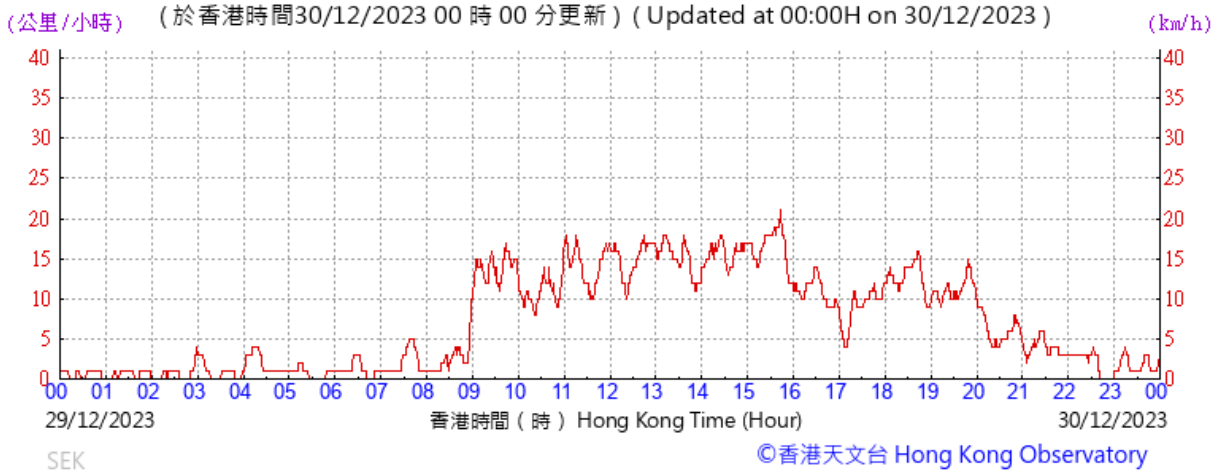
(公里/小時)
(於香港時間30/12/2023 00 時 00 分更新) (Updated at 00:00H on 30/12/2023)
(km/h)
40
35
30
25
20
15
10
5
0
00 01 02 03 04 05 06 07 08 09 10 11 12 13 14 15 16 17 18 19 20 21 22 23 00
29/12/2023
香港時間 (時) Hong Kong Time (Hour)
30/12/2023
SEK
©香港天文台 Hong Kong Observatory

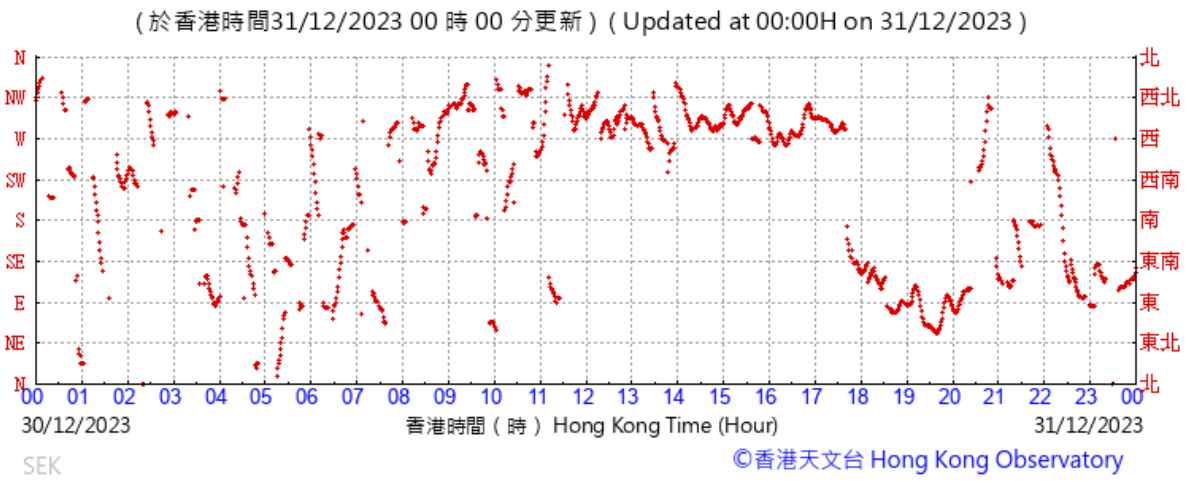
(於香港時間31/12/2023 00 時 00 分更新) (Updated at 00:00H on 31/12/2023)
N
NW
W
SW
S
SE
E
NE
N
北
西北
西
西南
南
東南
東
東北
北
00 01 02 03 04 05 06 07 08 09 10 11 12 13 14 15 16 17 18 19 20 21 22 23 00
30/12/2023
香港時間 (時) Hong Kong Time (Hour)
31/12/2023
SEK
©香港天文台 Hong Kong Observatory


(公里/小時)
(於香港時間31/12/2023 00 時 00 分更新) (Updated at 00:00H on 31/12/2023)
(km/h)
30
25
20
15
10
5
0
00 01 02 03 04 05 06 07 08 09 10 11 12 13 14 15 16 17 18 19 20 21 22 23 00
30/12/2023
香港時間 (時) Hong Kong Time (Hour)
31/12/2023
SEK
©香港天文台 Hong Kong Observatory

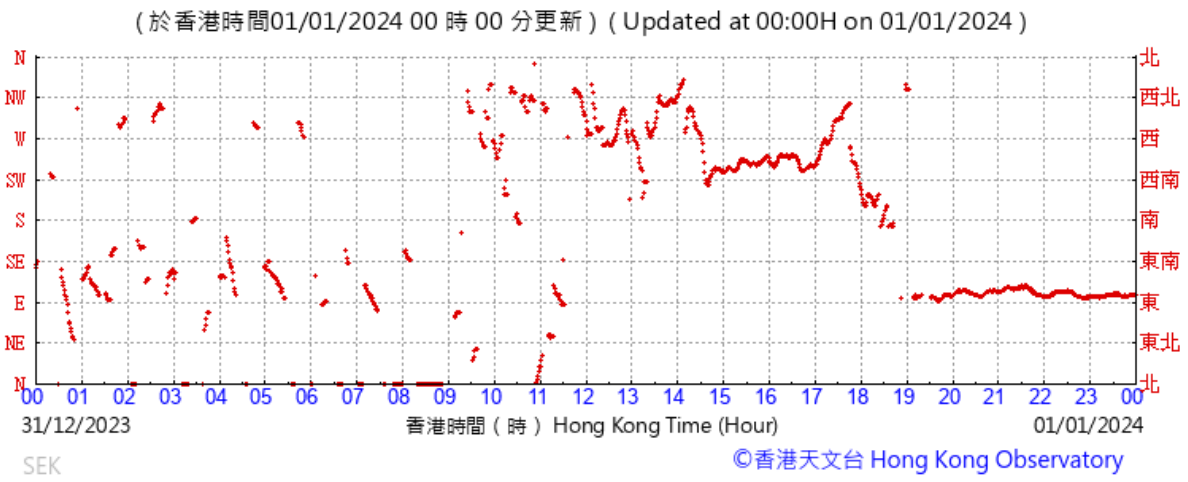
(於香港時間01/01/2024 00 時 00 分更新) (Updated at 00:00H on 01/01/2024)
N
NW
W
SW
S
SE
E
NE
N
北
西北
西
西南
南
東南
東
東北
北
00 01 02 03 04 05 06 07 08 09 10 11 12 13 14 15 16 17 18 19 20 21 22 23 00
31/12/2023
香港時間 (時) Hong Kong Time (Hour)
01/01/2024
SEK
©香港天文台 Hong Kong Observatory

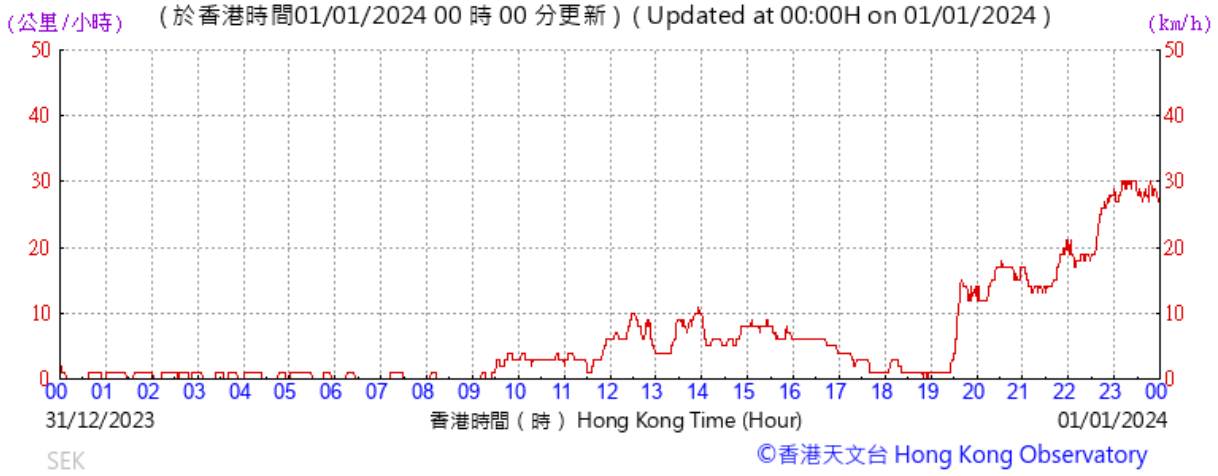
(公里/小時)
(於香港時間01/01/2024 00 時 00 分更新) (Updated at 00:00H on 01/01/2024)
(km/h)
50
40
30
20
10
0
00 01 02 03 04 05 06 07 08 09 10 11 12 13 14 15 16 17 18 19 20 21 22 23 00
31/12/2023
香港時間 (時) Hong Kong Time (Hour)
01/01/2024
SEK
©香港天文台 Hong Kong Observatory

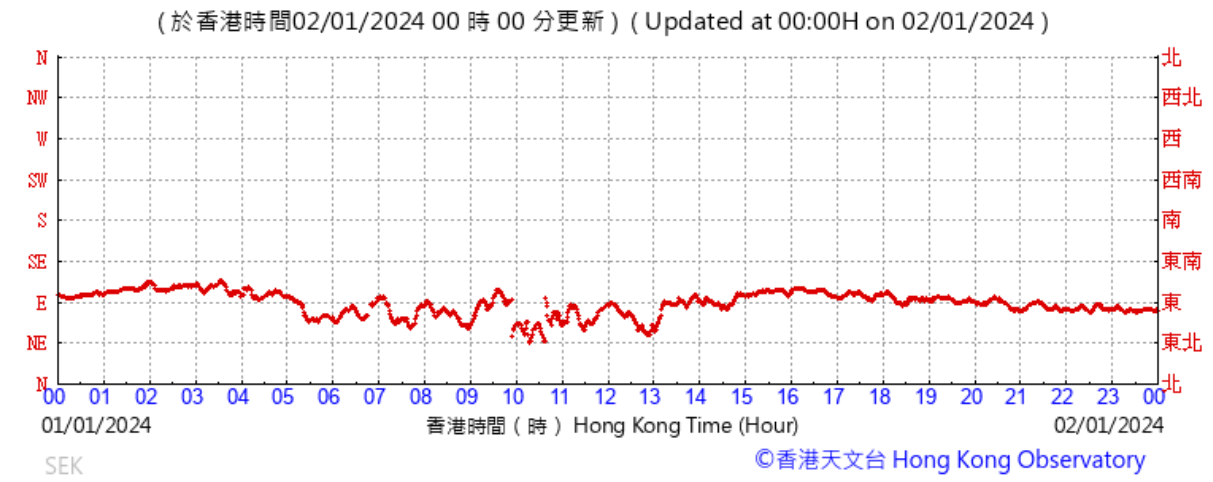
(於香港時間02/01/2024 00 時 00 分更新) (Updated at 00:00H on 02/01/2024)
N
NW
W
SW
S
SE
E
NE
N
北
西北
西
西南
南
東南
東
東北
北
00 01 02 03 04 05 06 07 08 09 10 11 12 13 14 15 16 17 18 19 20 21 22 23 00
01/01/2024
香港時間 (時) Hong Kong Time (Hour)
02/01/2024
SEK
©香港天文台 Hong Kong Observatory

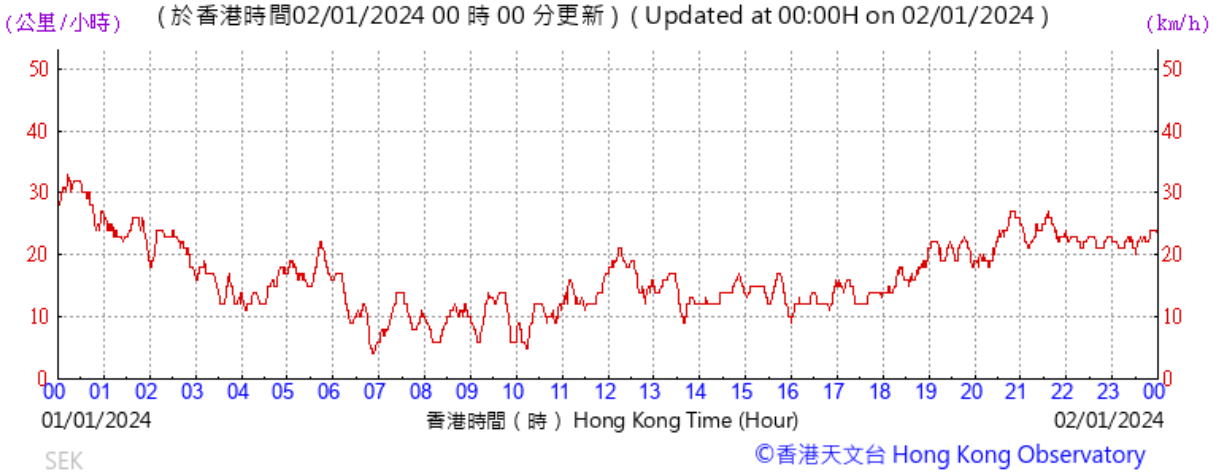
(公里/小時)
(於香港時間02/01/2024 00 時 00 分更新) (Updated at 00:00H on 02/01/2024)
(km/h)
50
40
30
20
10
0
00 01 02 03 04 05 06 07 08 09 10 11 12 13 14 15 16 17 18 19 20 21 22 23 00
01/01/2024
香港時間 (時) Hong Kong Time (Hour)
02/01/2024
SEK
©香港天文台 Hong Kong Observatory

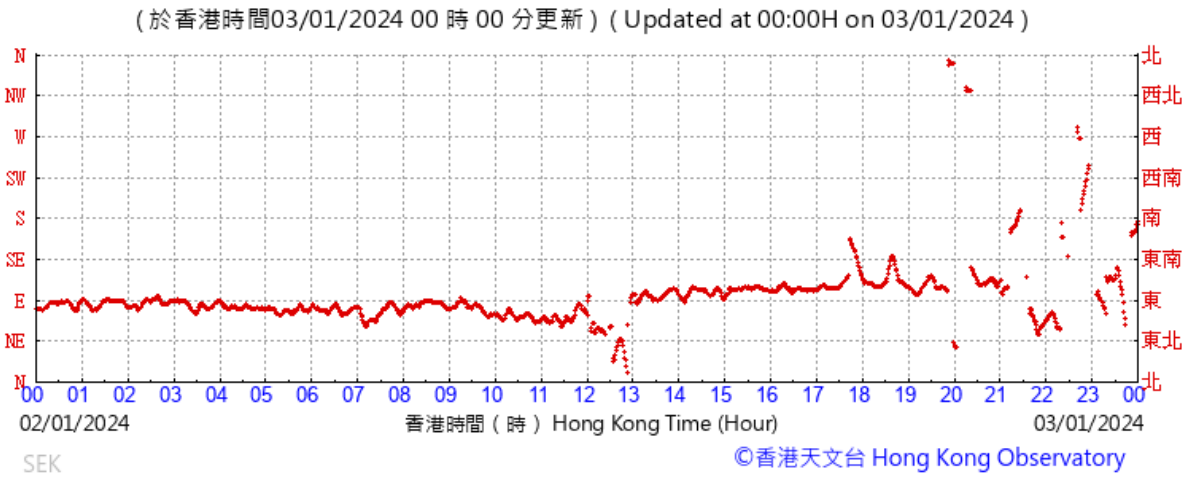
(於香港時間03/01/2024 00 時 00 分更新) (Updated at 00:00H on 03/01/2024)
N
NW
W
SW
S
SE
E
NE
N
北
西北
西
西南
南
東南
東
東北
北
00 01 02 03 04 05 06 07 08 09 10 11 12 13 14 15 16 17 18 19 20 21 22 23 00
02/01/2024
香港時間 (時) Hong Kong Time (Hour)
03/01/2024
SEK
©香港天文台 Hong Kong Observatory


(公里/小時)
(於香港時間03/01/2024 00 時 00 分更新) (Updated at 00:00H on 03/01/2024)
(km/h)
45
40
35
30
25
20
15
10
5
0
00 01 02 03 04 05 06 07 08 09 10 11 12 13 14 15 16 17 18 19 20 21 22 23 00
02/01/2024
香港時間 (時) Hong Kong Time (Hour)
03/01/2024
SEK
©香港天文台 Hong Kong Observatory

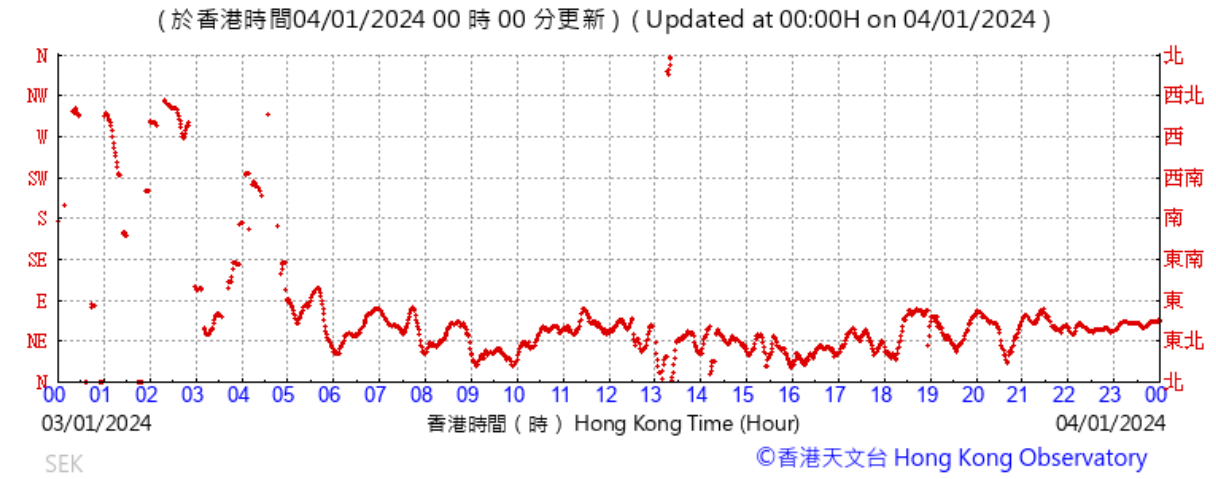
(於香港時間04/01/2024 00 時 00 分更新) (Updated at 00:00H on 04/01/2024)
N
NW
W
SW
S
SE
E
NE
N
北
西北
西
西南
南
東南
東
東北
北
00 01 02 03 04 05 06 07 08 09 10 11 12 13 14 15 16 17 18 19 20 21 22 23 00
03/01/2024
香港時間 (時) Hong Kong Time (Hour)
04/01/2024
SEK
©香港天文台 Hong Kong Observatory

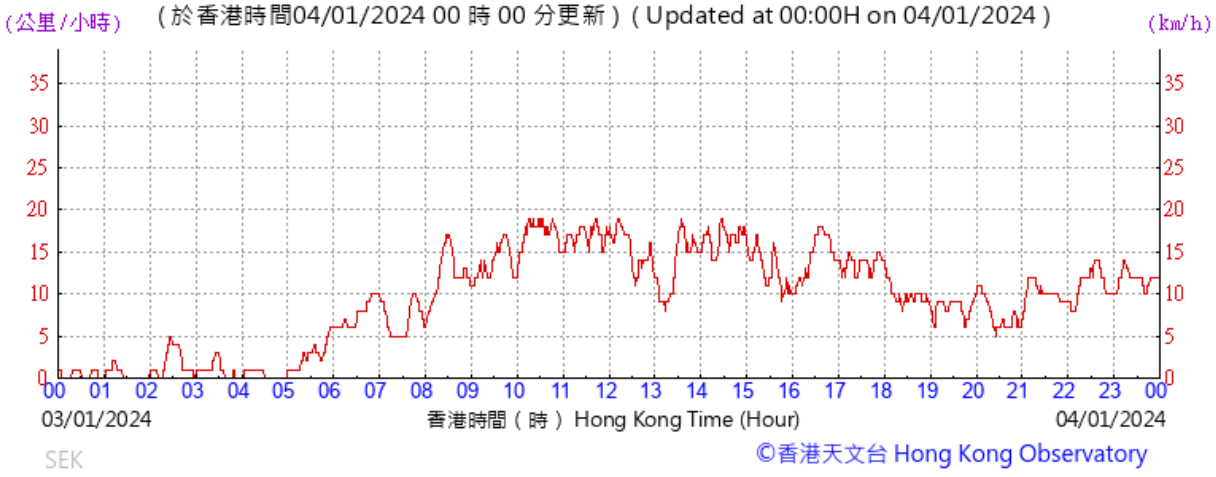
(公里/小時)
(於香港時間04/01/2024 00 時 00 分更新) (Updated at 00:00H on 04/01/2024)
(km/h)
35
30
25
20
15
10
5
0
00 01 02 03 04 05 06 07 08 09 10 11 12 13 14 15 16 17 18 19 20 21 22 23 00
03/01/2024
香港時間 (時) Hong Kong Time (Hour)
04/01/2024
SEK
©香港天文台 Hong Kong Observatory

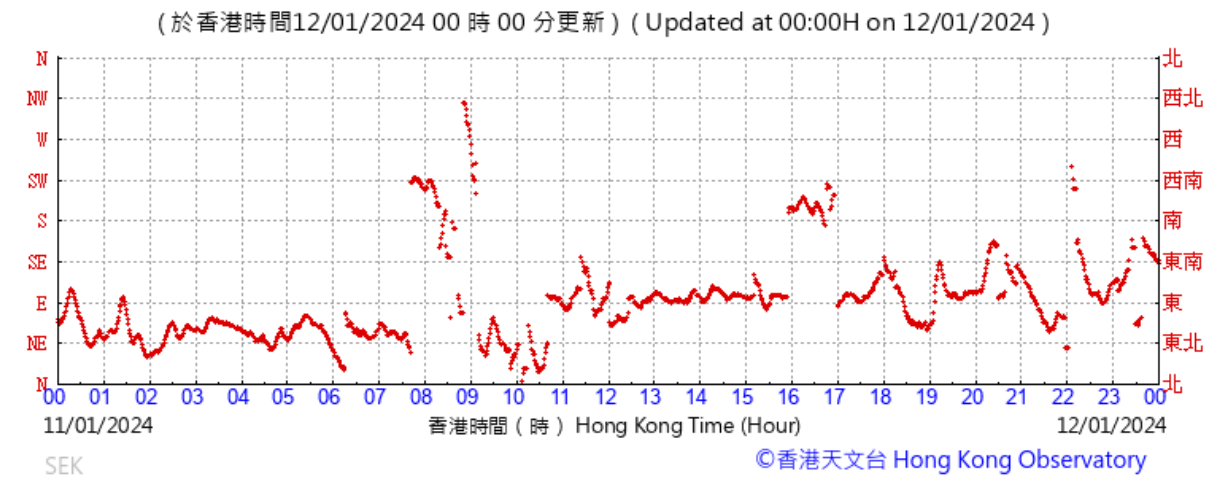
(於香港時間12/01/2024 00 時 00 分更新) (Updated at 00:00H on 12/01/2024)
N
NW
W
SW
S
SE
E
NE
N
北
西北
西
西南
南
東南
東
東北
北
00 01 02 03 04 05 06 07 08 09 10 11 12 13 14 15 16 17 18 19 20 21 22 23 00
11/01/2024
香港時間 (時) Hong Kong Time (Hour)
12/01/2024
SEK
©香港天文台 Hong Kong Observatory

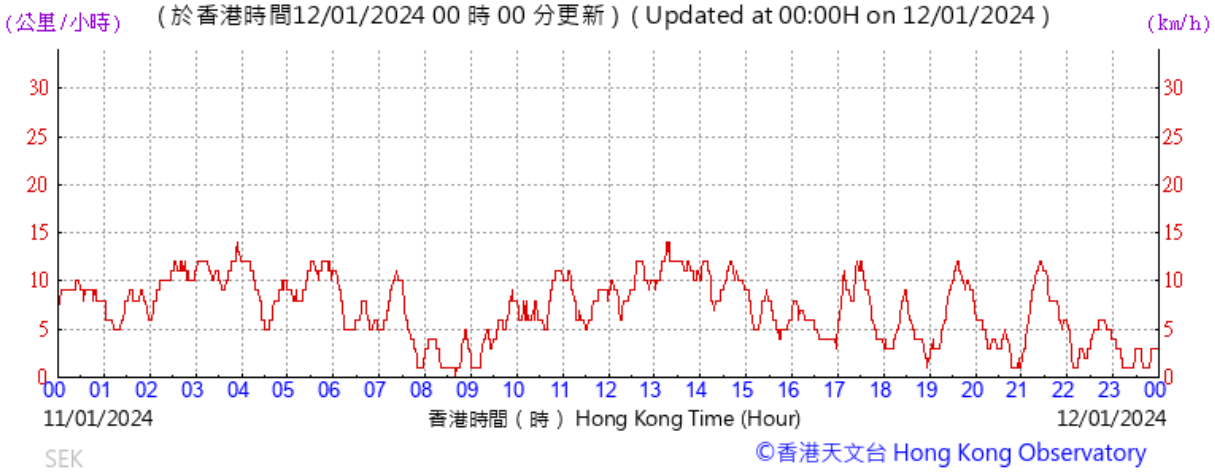
(公里/小時)
(於香港時間12/01/2024 00 時 00 分更新) (Updated at 00:00H on 12/01/2024)
(km/h)
30
25
20
15
10
5
0
00 01 02 03 04 05 06 07 08 09 10 11 12 13 14 15 16 17 18 19 20 21 22 23 00
11/01/2024
香港時間 (時) Hong Kong Time (Hour)
12/01/2024
SEK
©香港天文台 Hong Kong Observatory

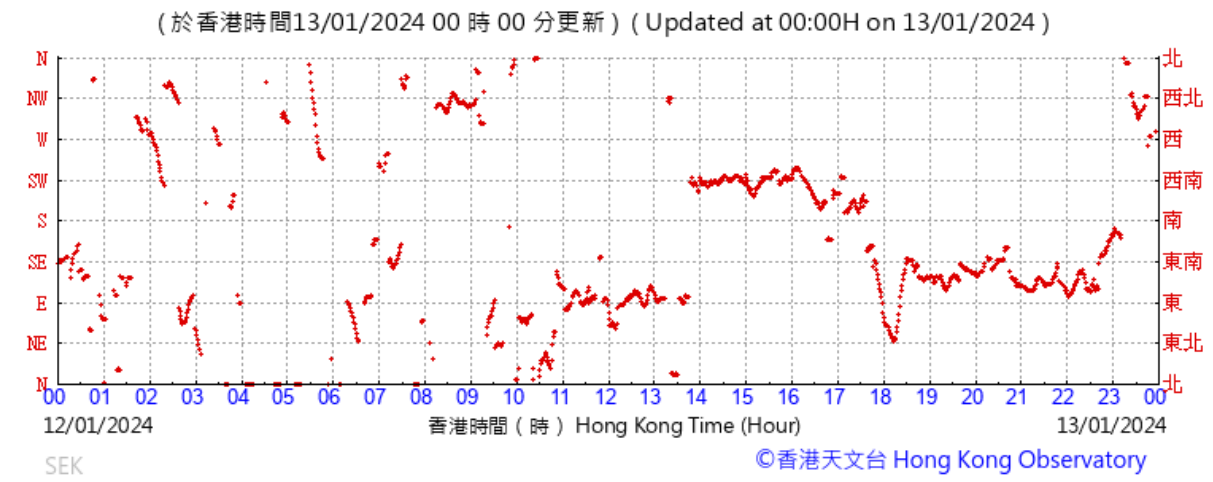
(於香港時間13/01/2024 00 時 00 分更新) (Updated at 00:00H on 13/01/2024)
N
NW
W
SW
S
SE
E
NE
N
北
西北
西
西南
南
東南
東
東北
北
00 01 02 03 04 05 06 07 08 09 10 11 12 13 14 15 16 17 18 19 20 21 22 23 00
12/01/2024
香港時間 (時) Hong Kong Time (Hour)
13/01/2024
SEK
©香港天文台 Hong Kong Observatory

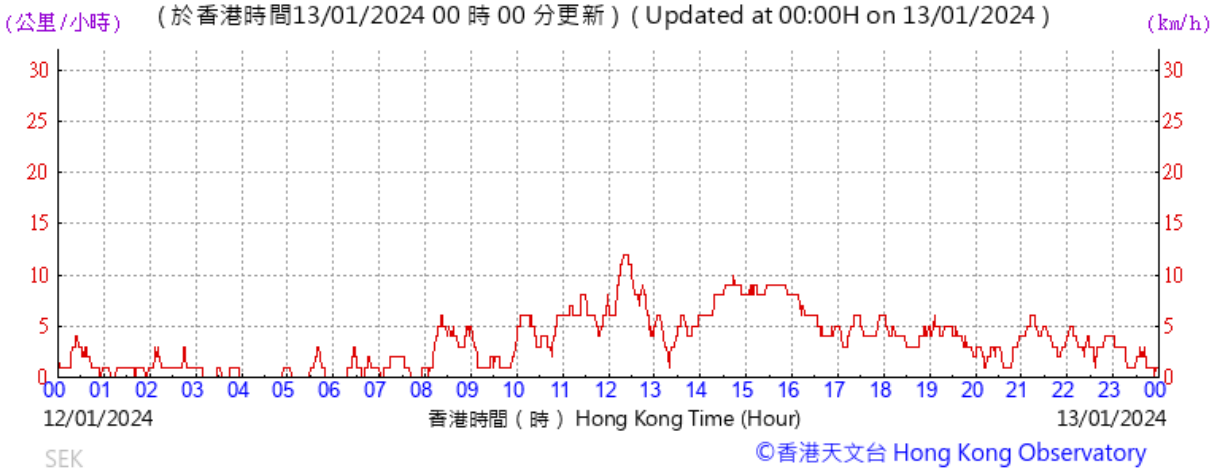
(公里/小時)
(於香港時間13/01/2024 00 時 00 分更新) (Updated at 00:00H on 13/01/2024)
(km/h)
30
25
20
15
10
5
0
00 01 02 03 04 05 06 07 08 09 10 11 12 13 14 15 16 17 18 19 20 21 22 23 00
12/01/2024
香港時間 (時) Hong Kong Time (Hour)
13/01/2024
SEK
©香港天文台 Hong Kong Observatory

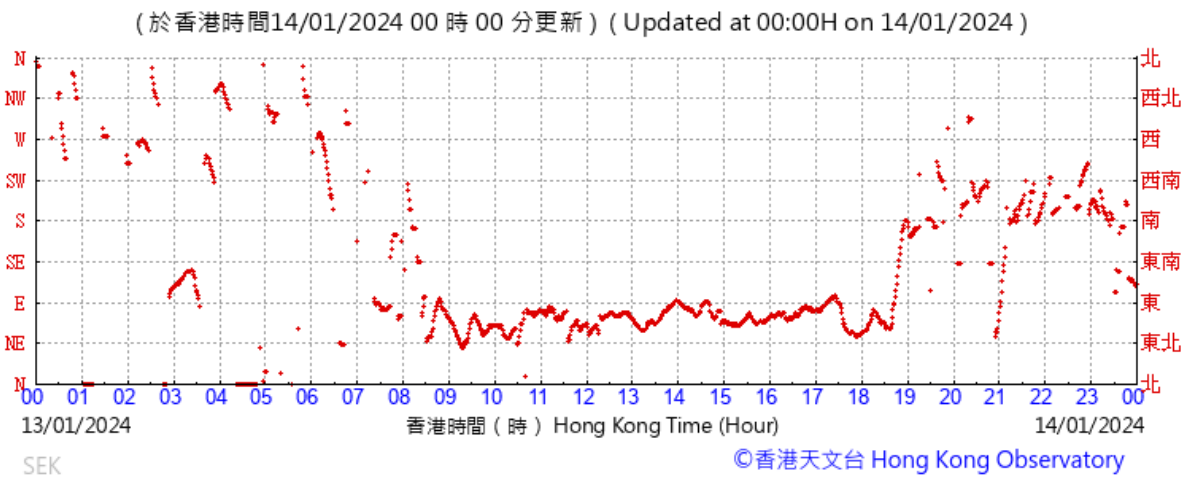
(於香港時間14/01/2024 00 時 00 分更新) (Updated at 00:00H on 14/01/2024)
N
NW
W
SW
S
SE
E
NE
N
北
西北
西
西南
南
東南
東
東北
北
00 01 02 03 04 05 06 07 08 09 10 11 12 13 14 15 16 17 18 19 20 21 22 23 00
13/01/2024
香港時間 (時) Hong Kong Time (Hour)
14/01/2024
SEK
©香港天文台 Hong Kong Observatory


(公里/小時)
(於香港時間14/01/2024 00 時 00 分更新) (Updated at 00:00H on 14/01/2024)
(km/h)
40
35
30
25
20
15
10
5
0
00 01 02 03 04 05 06 07 08 09 10 11 12 13 14 15 16 17 18 19 20 21 22 23 00
13/01/2024
香港時間 (時) Hong Kong Time (Hour)
14/01/2024
SEK
©香港天文台 Hong Kong Observatory

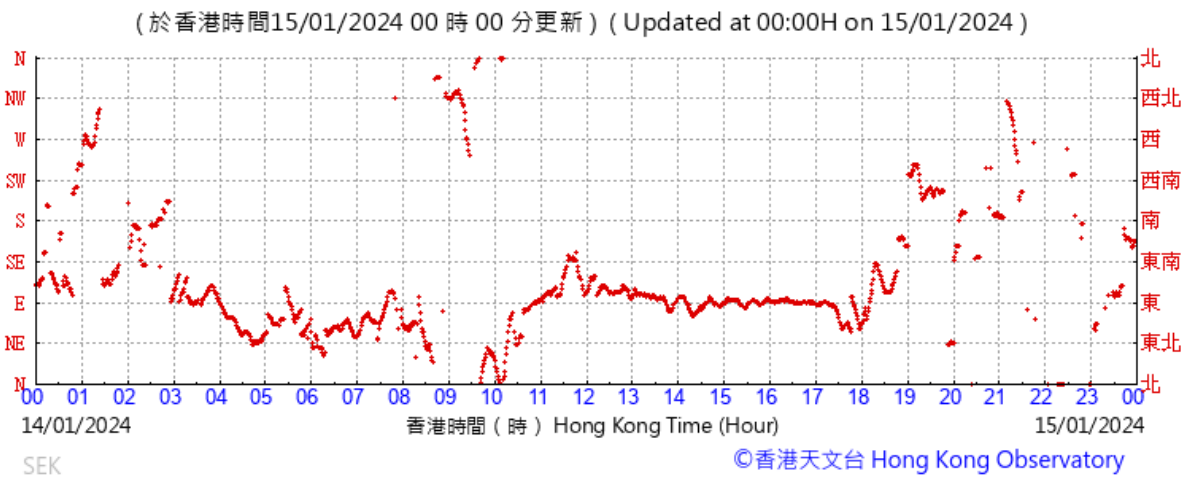
(於香港時間15/01/2024 00 時 00 分更新) (Updated at 00:00H on 15/01/2024)
N
NW
W
SW
S
SE
E
NE
N
北
西北
西
西南
南
東南
東
東北
北
00 01 02 03 04 05 06 07 08 09 10 11 12 13 14 15 16 17 18 19 20 21 22 23 00
14/01/2024
香港時間 (時) Hong Kong Time (Hour)
15/01/2024
SEK
©香港天文台 Hong Kong Observatory

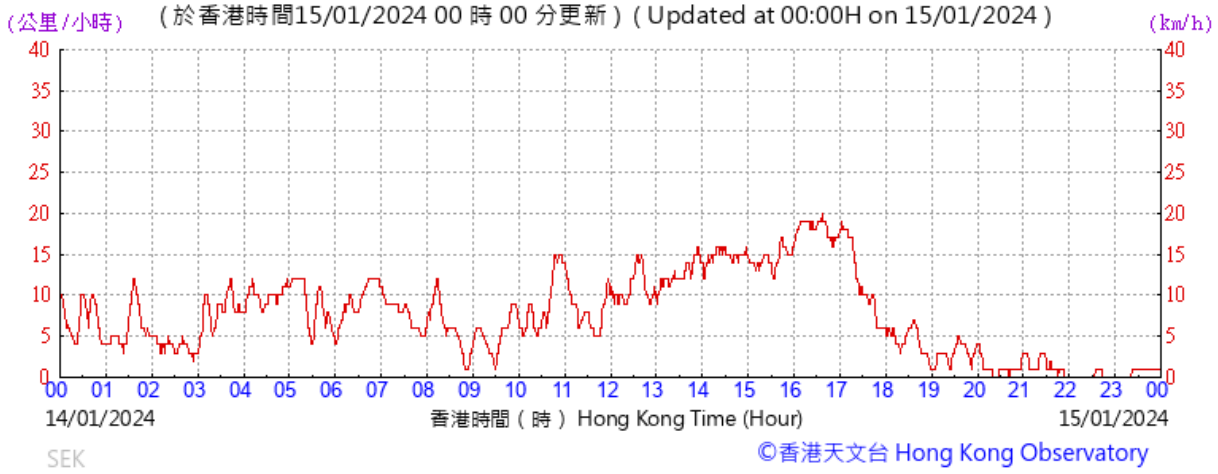
(公里/小時)
(於香港時間15/01/2024 00 時 00 分更新) (Updated at 00:00H on 15/01/2024)
(km/h)
40
35
30
25
20
15
10
5
0
00 01 02 03 04 05 06 07 08 09 10 11 12 13 14 15 16 17 18 19 20 21 22 23 00
14/01/2024
香港時間 (時) Hong Kong Time (Hour)
15/01/2024
SEK
©香港天文台 Hong Kong Observatory

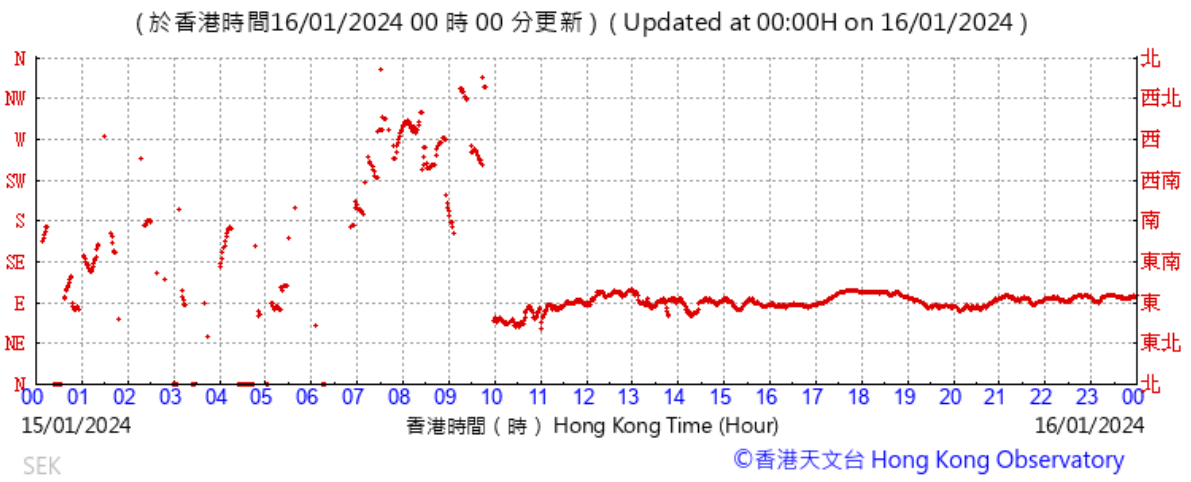
(於香港時間16/01/2024 00 時 00 分更新) (Updated at 00:00H on 16/01/2024)
N
NW
W
SW
S
SE
E
NE
N
北
西北
西
西南
南
東南
東
東北
北
00 01 02 03 04 05 06 07 08 09 10 11 12 13 14 15 16 17 18 19 20 21 22 23 00
15/01/2024
香港時間 (時) Hong Kong Time (Hour)
16/01/2024
SEK
©香港天文台 Hong Kong Observatory

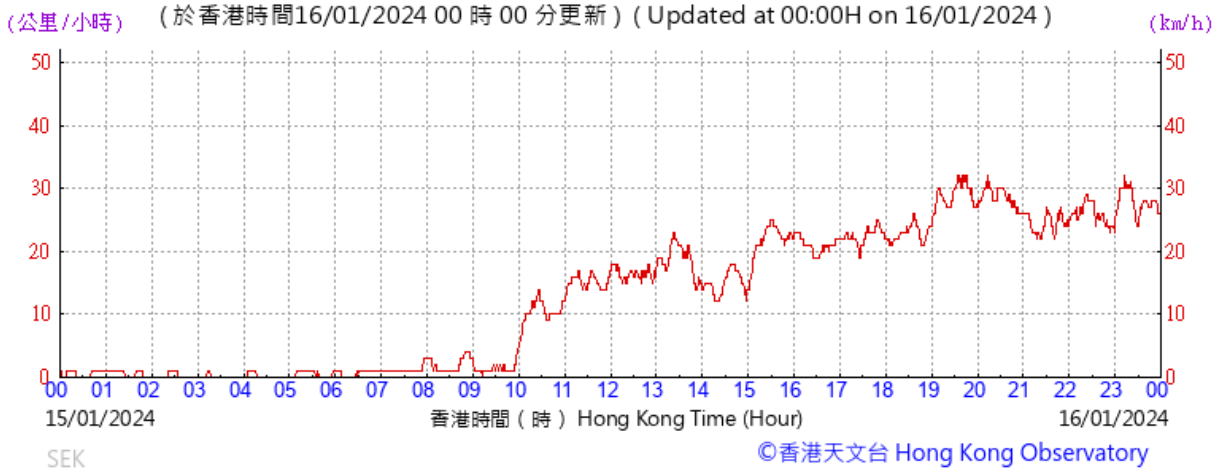
(公里/小時)
(於香港時間16/01/2024 00 時 00 分更新) (Updated at 00:00H on 16/01/2024)
(km/h)
50
40
30
20
10
0
00 01 02 03 04 05 06 07 08 09 10 11 12 13 14 15 16 17 18 19 20 21 22 23 00
15/01/2024
香港時間 (時) Hong Kong Time (Hour)
16/01/2024
SEK
©香港天文台 Hong Kong Observatory

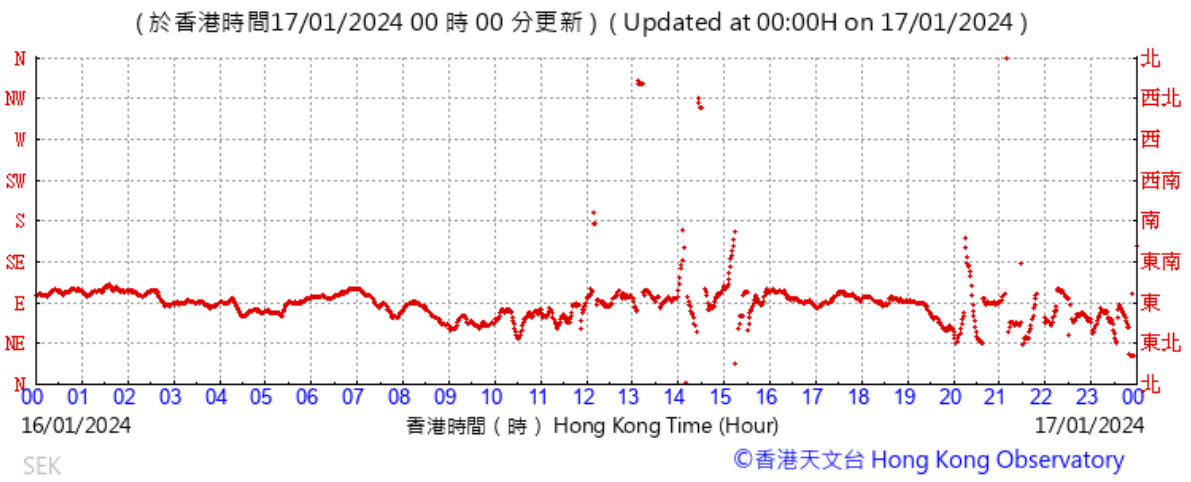
(於香港時間17/01/2024 00 時 00 分更新) (Updated at 00:00H on 17/01/2024)
N
NW
W
SW
S
SE
E
NE
N
北
西北
西
西南
南
東南
東
東北
北
00 01 02 03 04 05 06 07 08 09 10 11 12 13 14 15 16 17 18 19 20 21 22 23 00
16/01/2024
香港時間 (時) Hong Kong Time (Hour)
17/01/2024
SEK
©香港天文台 Hong Kong Observatory

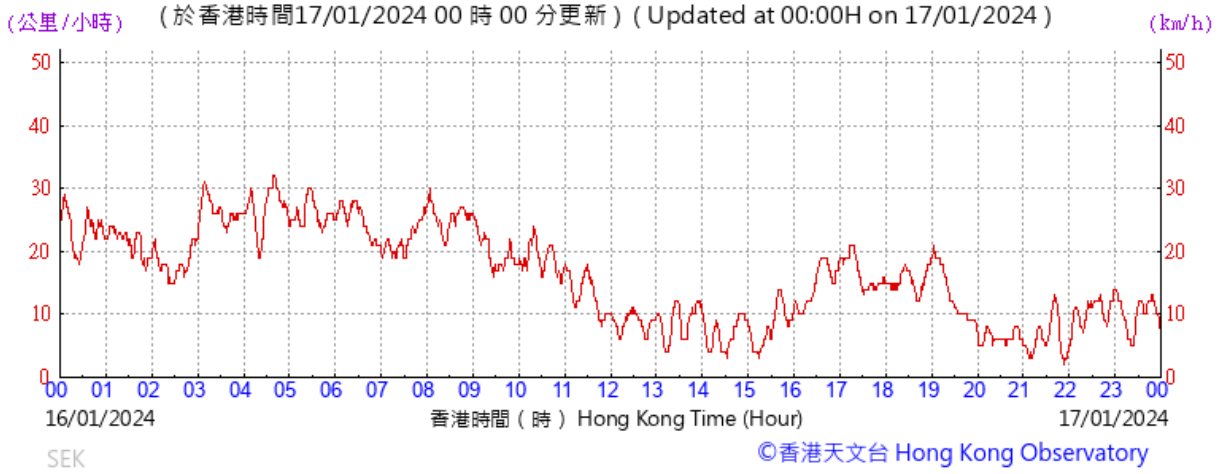
(公里/小時)
(於香港時間17/01/2024 00 時 00 分更新) (Updated at 00:00H on 17/01/2024)
(km/h)
50
40
30
20
10
0
00 01 02 03 04 05 06 07 08 09 10 11 12 13 14 15 16 17 18 19 20 21 22 23 00
16/01/2024
香港時間 (時) Hong Kong Time (Hour)
17/01/2024
SEK
©香港天文台 Hong Kong Observatory

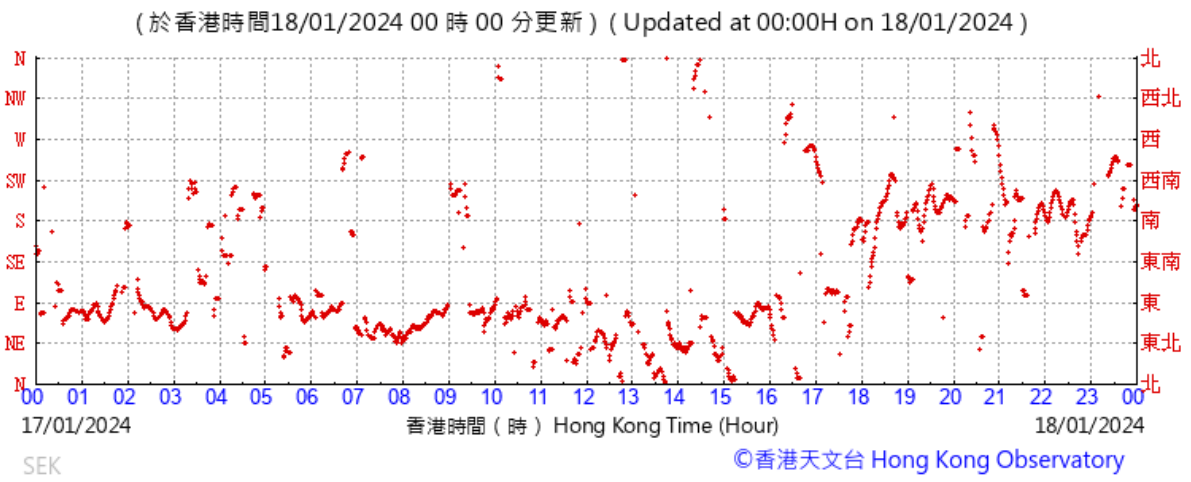
(於香港時間18/01/2024 00 時 00 分更新) (Updated at 00:00H on 18/01/2024)
N
NW
W
SW
S
SE
E
NE
N
北
西北
西
西南
南
東南
東
東北
北
00 01 02 03 04 05 06 07 08 09 10 11 12 13 14 15 16 17 18 19 20 21 22 23 00
17/01/2024
香港時間 (時) Hong Kong Time (Hour)
18/01/2024
SEK
©香港天文台 Hong Kong Observatory

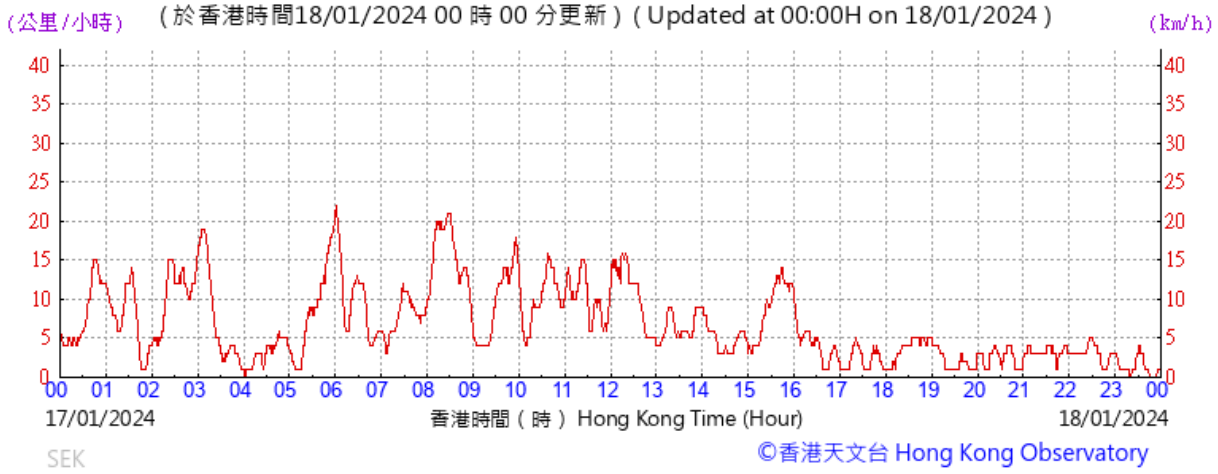
(公里/小時)
(於香港時間18/01/2024 00 時 00 分更新) (Updated at 00:00H on 18/01/2024)
(km/h)
40
35
30
25
20
15
10
5
0
00 01 02 03 04 05 06 07 08 09 10 11 12 13 14 15 16 17 18 19 20 21 22 23 00
17/01/2024
香港時間 (時) Hong Kong Time (Hour)
18/01/2024
SEK
©香港天文台 Hong Kong Observatory

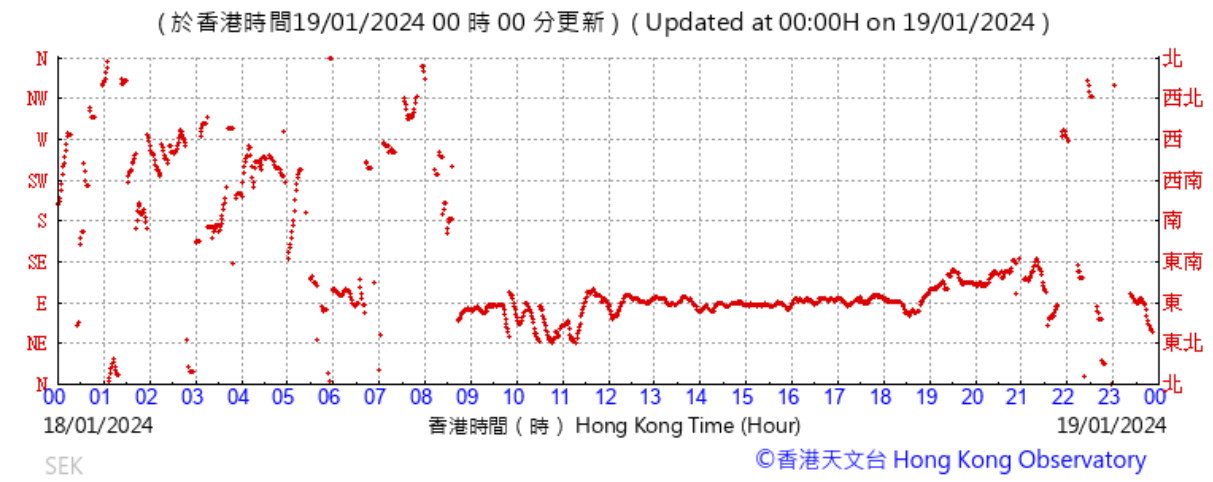
(於香港時間19/01/2024 00 時 00 分更新) (Updated at 00:00H on 19/01/2024)
N
NW
W
SW
S
SE
E
NE
N
北
西北
西
西南
南
東南
東
東北
北
00 01 02 03 04 05 06 07 08 09 10 11 12 13 14 15 16 17 18 19 20 21 22 23 00
18/01/2024
香港時間 (時) Hong Kong Time (Hour)
19/01/2024
SEK
©香港天文台 Hong Kong Observatory


(公里/小時)
(於香港時間19/01/2024 00 時 00 分更新) (Updated at 00:00H on 19/01/2024)
(km/h)
35
30
25
20
15
10
5
0
00 01 02 03 04 05 06 07 08 09 10 11 12 13 14 15 16 17 18 19 20 21 22 23 00
18/01/2024
香港時間 (時) Hong Kong Time (Hour)
19/01/2024
SEK
©香港天文台 Hong Kong Observatory

Wind data and wind direction records between 00:00, 19 January 2024 and 00:00, 20 January 2024 from the Hong Kong Observatory Shek Kong Weather Station are not available.

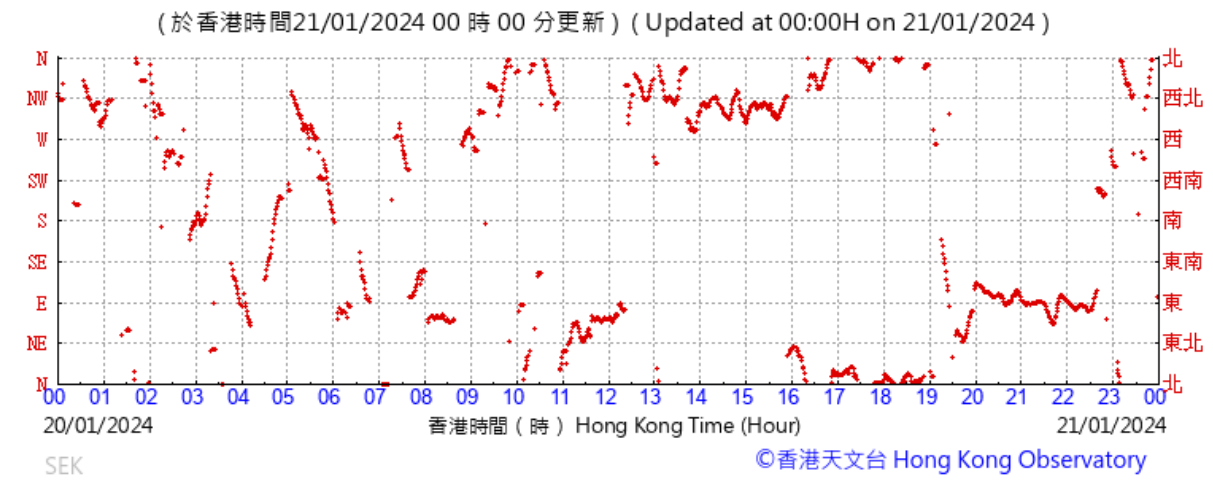
(於香港時間21/01/2024 00 時 00 分更新) (Updated at 00:00H on 21/01/2024)
N
NW
W
SW
S
SE
E
NE
N
北
西北
西
西南
南
東南
東
東北
北
00 01 02 03 04 05 06 07 08 09 10 11 12 13 14 15 16 17 18 19 20 21 22 23 00
20/01/2024
香港時間 (時) Hong Kong Time (Hour)
21/01/2024
SEK
©香港天文台 Hong Kong Observatory

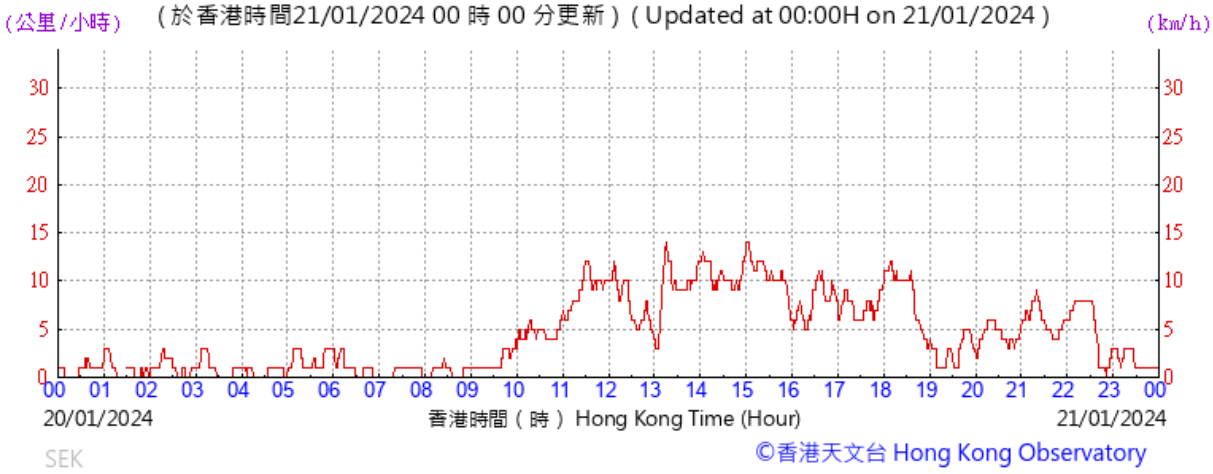
(公里/小時)
(於香港時間21/01/2024 00 時 00 分更新) (Updated at 00:00H on 21/01/2024)
(km/h)
30
25
20
15
10
5
0
00 01 02 03 04 05 06 07 08 09 10 11 12 13 14 15 16 17 18 19 20 21 22 23 00
20/01/2024
香港時間 (時) Hong Kong Time (Hour)
21/01/2024
SEK
©香港天文台 Hong Kong Observatory

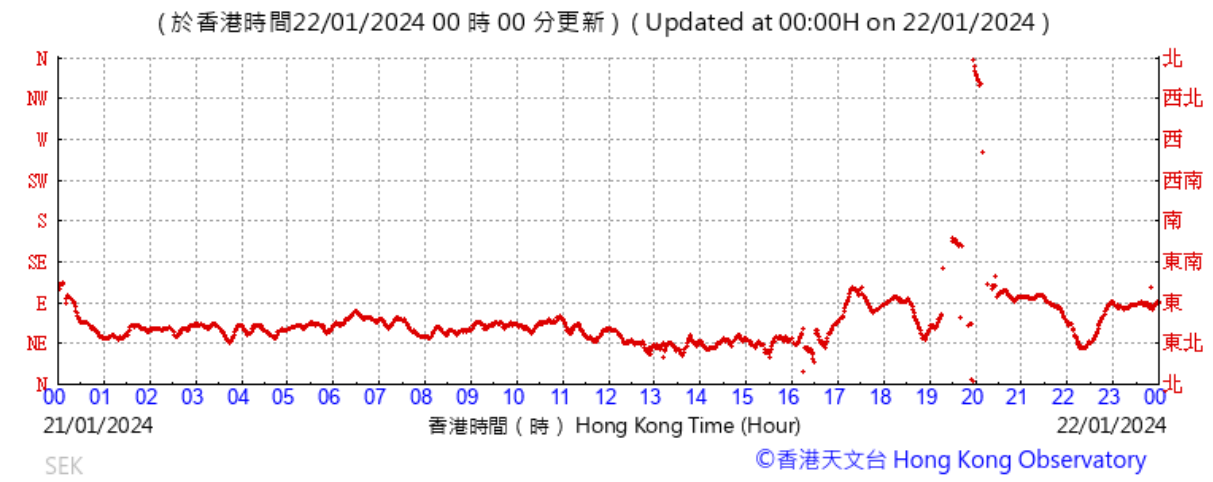
(於香港時間22/01/2024 00 時 00 分更新) (Updated at 00:00H on 22/01/2024)
N
NW
W
SW
S
SE
E
NE
N
北
西北
西
西南
南
東南
東
東北
北
00 01 02 03 04 05 06 07 08 09 10 11 12 13 14 15 16 17 18 19 20 21 22 23 00
21/01/2024
香港時間 (時) Hong Kong Time (Hour)
22/01/2024
SEK
©香港天文台 Hong Kong Observatory

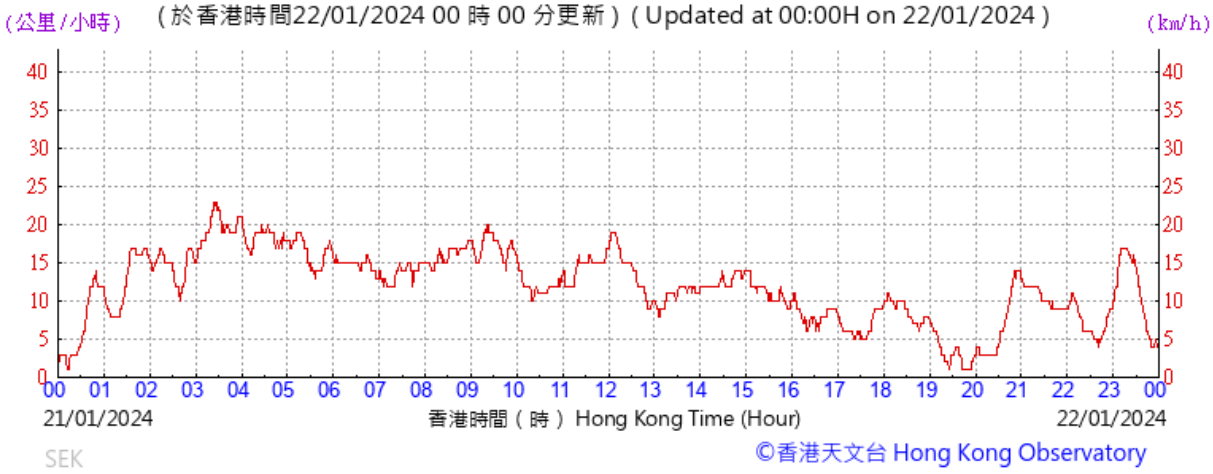
(公里/小時)
(於香港時間22/01/2024 00 時 00 分更新) (Updated at 00:00H on 22/01/2024)
(km/h)
40
35
30
25
20
15
10
5
0
00 01 02 03 04 05 06 07 08 09 10 11 12 13 14 15 16 17 18 19 20 21 22 23 00
21/01/2024
香港時間 (時) Hong Kong Time (Hour)
22/01/2024
SEK
©香港天文台 Hong Kong Observatory

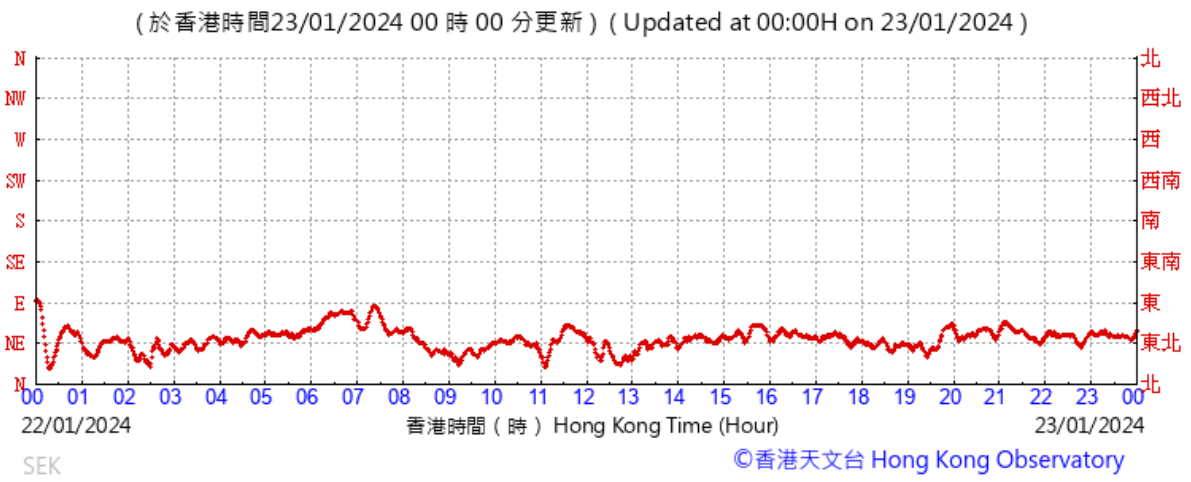
(於香港時間23/01/2024 00 時 00 分更新) (Updated at 00:00H on 23/01/2024)
N
NW
W
SW
S
SE
E
NE
N
北
西北
西
西南
南
東南
東
東北
北
00 01 02 03 04 05 06 07 08 09 10 11 12 13 14 15 16 17 18 19 20 21 22 23 00
22/01/2024
香港時間 (時) Hong Kong Time (Hour)
23/01/2024
SEK
©香港天文台 Hong Kong Observatory


(公里/小時)
(於香港時間23/01/2024 00 時 00 分更新) (Updated at 00:00H on 23/01/2024)
(km/h)
45
40
35
30
25
20
15
10
5
0
00 01 02 03 04 05 06 07 08 09 10 11 12 13 14 15 16 17 18 19 20 21 22 23 00
22/01/2024
香港時間 (時) Hong Kong Time (Hour)
23/01/2024
SEK
©香港天文台 Hong Kong Observatory

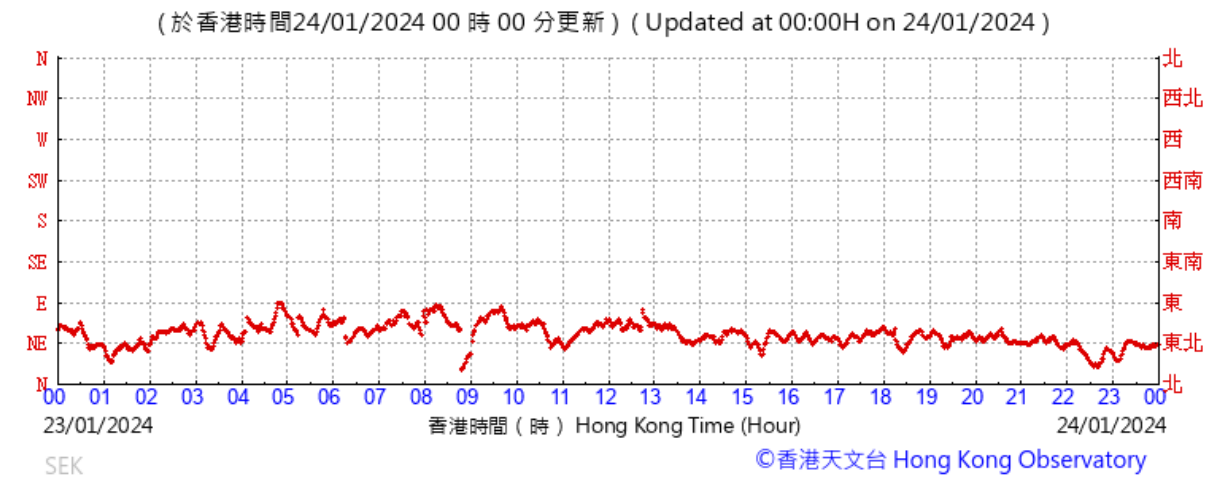
(於香港時間24/01/2024 00 時 00 分更新) (Updated at 00:00H on 24/01/2024)
N
NW
W
SW
S
SE
E
NE
N
北
西北
西
西南
南
東南
東
東北
北
00 01 02 03 04 05 06 07 08 09 10 11 12 13 14 15 16 17 18 19 20 21 22 23 00
23/01/2024
香港時間 (時) Hong Kong Time (Hour)
24/01/2024
SEK
©香港天文台 Hong Kong Observatory

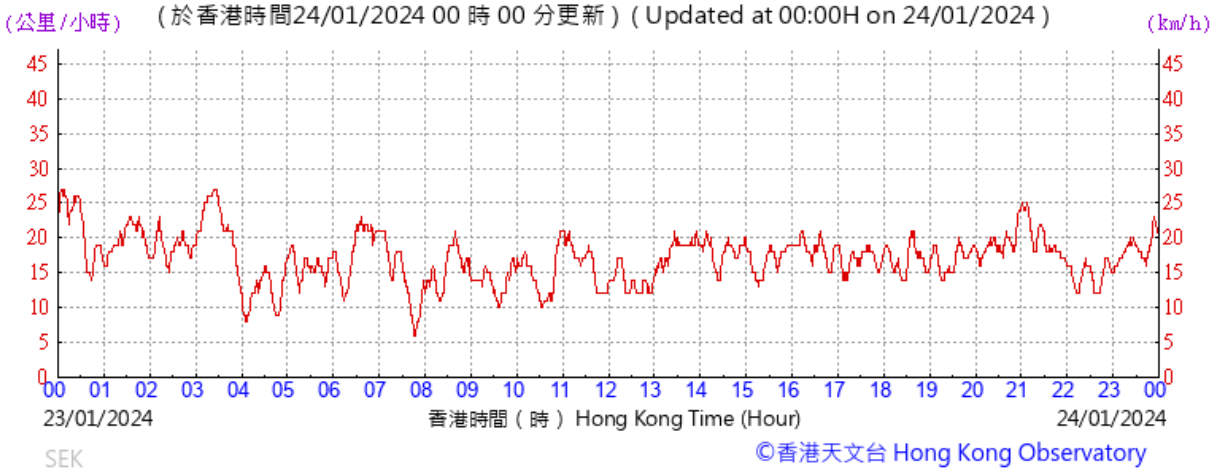
(公里/小時)
(於香港時間24/01/2024 00 時 00 分更新) (Updated at 00:00H on 24/01/2024)
(km/h)
45
40
35
30
25
20
15
10
5
0
00 01 02 03 04 05 06 07 08 09 10 11 12 13 14 15 16 17 18 19 20 21 22 23 00
23/01/2024
香港時間 (時) Hong Kong Time (Hour)
24/01/2024
SEK
©香港天文台 Hong Kong Observatory

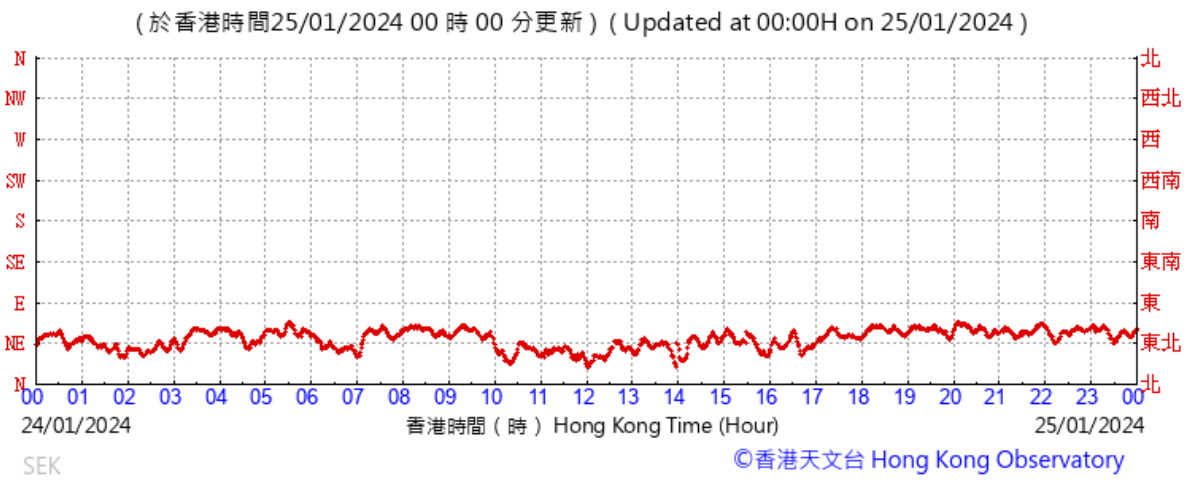
(於香港時間25/01/2024 00 時 00 分更新) (Updated at 00:00H on 25/01/2024)
N
NW
W
SW
S
SE
E
NE
N
北
西北
西
西南
南
東南
東
東北
北
00 01 02 03 04 05 06 07 08 09 10 11 12 13 14 15 16 17 18 19 20 21 22 23 00
24/01/2024
香港時間 (時) Hong Kong Time (Hour)
25/01/2024
SEK
©香港天文台 Hong Kong Observatory

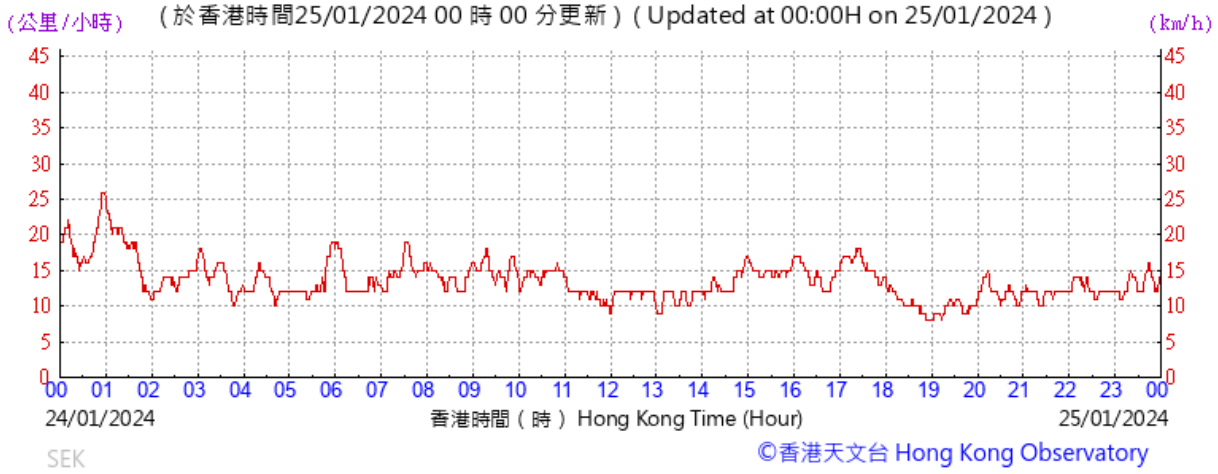
(公里/小時)
(於香港時間25/01/2024 00 時 00 分更新) (Updated at 00:00H on 25/01/2024)
(km/h)
45
40
35
30
25
20
15
10
5
0
00 01 02 03 04 05 06 07 08 09 10 11 12 13 14 15 16 17 18 19 20 21 22 23 00
24/01/2024
香港時間 (時) Hong Kong Time (Hour)
25/01/2024
SEK
©香港天文台 Hong Kong Observatory

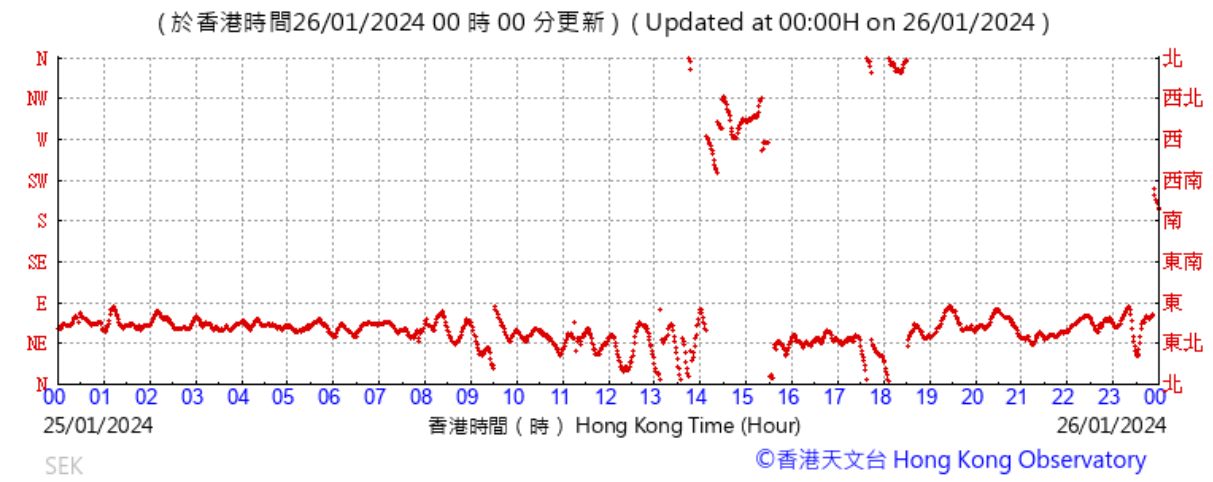
(於香港時間26/01/2024 00 時 00 分更新) (Updated at 00:00H on 26/01/2024)
N NW W SW S SE E NE N
北 西北 西 西南 南 東南 東 東北 北
00 01 02 03 04 05 06 07 08 09 10 11 12 13 14 15 16 17 18 19 20 21 22 23 00
25/01/2024
香港時間 (時) Hong Kong Time (Hour)
26/01/2024
SEK
©香港天文台 Hong Kong Observatory


(公里/小時)
(於香港時間26/01/2024 00 時 00 分更新) (Updated at 00:00H on 26/01/2024)
(km/h)
35 30 25 20 15 10 5 0
00 01 02 03 04 05 06 07 08 09 10 11 12 13 14 15 16 17 18 19 20 21 22 23 00
25/01/2024
香港時間 (時) Hong Kong Time (Hour)
26/01/2024
SEK
©香港天文台 Hong Kong Observatory

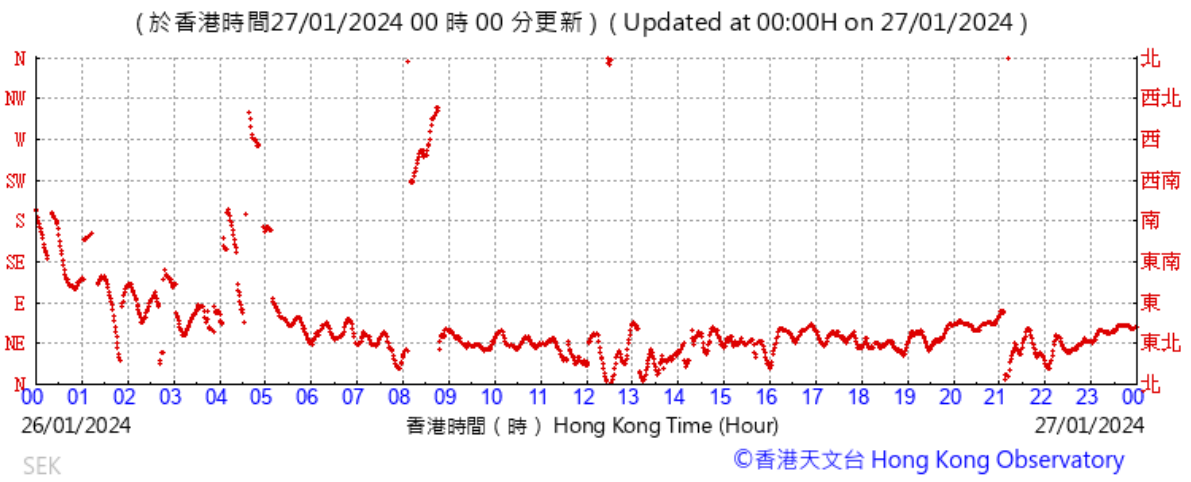
(於香港時間27/01/2024 00 時 00 分更新) (Updated at 00:00H on 27/01/2024)
N
NW
W
SW
S
SE
E
NE
N
北
西北
西
西南
南
東南
東
東北
北
00 01 02 03 04 05 06 07 08 09 10 11 12 13 14 15 16 17 18 19 20 21 22 23 00
26/01/2024
香港時間 (時) Hong Kong Time (Hour)
27/01/2024
SEK
©香港天文台 Hong Kong Observatory

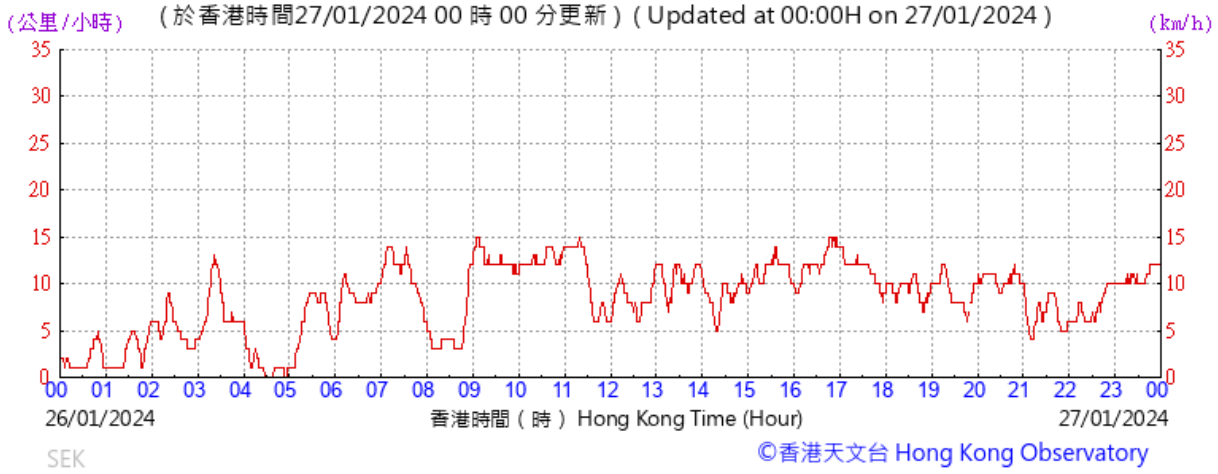
(公里/小時)
(於香港時間27/01/2024 00 時 00 分更新) (Updated at 00:00H on 27/01/2024)
(km/h)
35
30
25
20
15
10
5
0
00 01 02 03 04 05 06 07 08 09 10 11 12 13 14 15 16 17 18 19 20 21 22 23 00
26/01/2024
香港時間 (時) Hong Kong Time (Hour)
27/01/2024
SEK
©香港天文台 Hong Kong Observatory

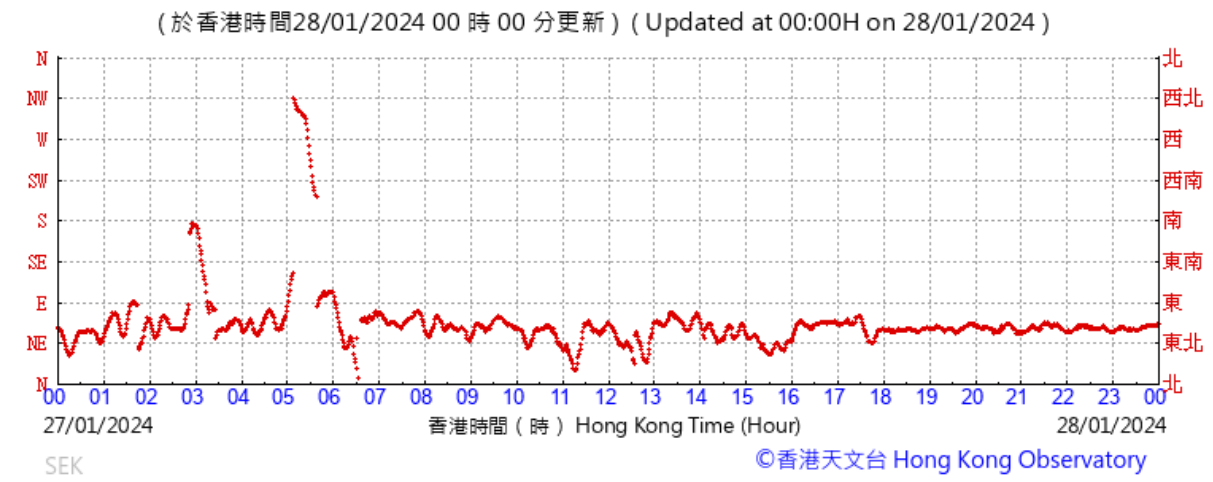
(於香港時間28/01/2024 00 時 00 分更新) (Updated at 00:00H on 28/01/2024)
N
NW
W
SW
S
SE
E
NE
N
北
西北
西
西南
南
東南
東
東北
北
00 01 02 03 04 05 06 07 08 09 10 11 12 13 14 15 16 17 18 19 20 21 22 23 00
27/01/2024
香港時間 (時) Hong Kong Time (Hour)
28/01/2024
SEK
©香港天文台 Hong Kong Observatory

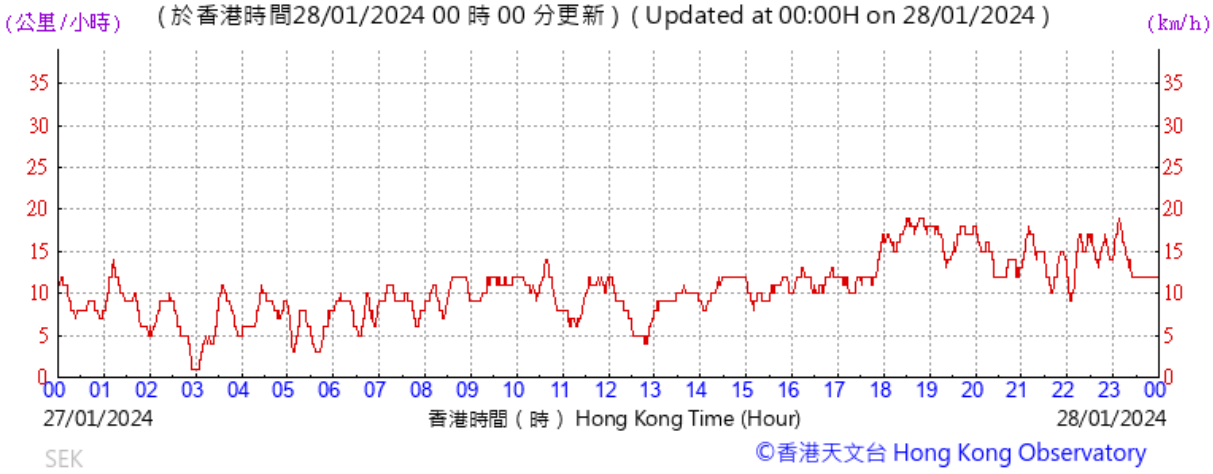
(公里/小時)
(於香港時間28/01/2024 00 時 00 分更新) (Updated at 00:00H on 28/01/2024)
(km/h)
35
30
25
20
15
10
5
0
00 01 02 03 04 05 06 07 08 09 10 11 12 13 14 15 16 17 18 19 20 21 22 23 00
27/01/2024
香港時間 (時) Hong Kong Time (Hour)
28/01/2024
SEK
©香港天文台 Hong Kong Observatory

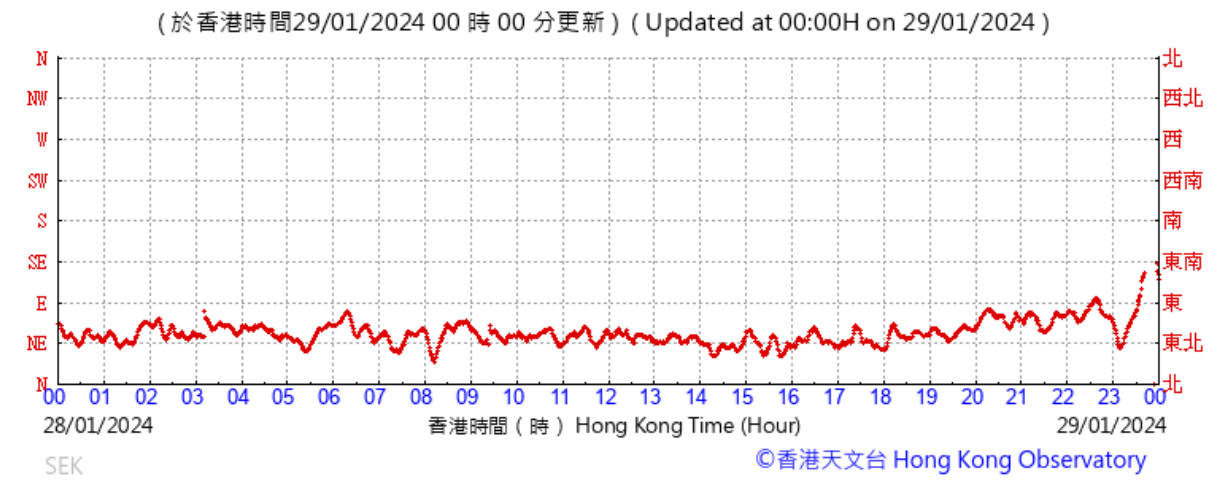
(於香港時間29/01/2024 00 時 00 分更新) (Updated at 00:00H on 29/01/2024)
N NW W SW S SE E NE N
北 西北 西 西南 南 東南 東 東北 北
00 01 02 03 04 05 06 07 08 09 10 11 12 13 14 15 16 17 18 19 20 21 22 23 00
28/01/2024
香港時間 (時) Hong Kong Time (Hour)
29/01/2024
SEK
©香港天文台 Hong Kong Observatory

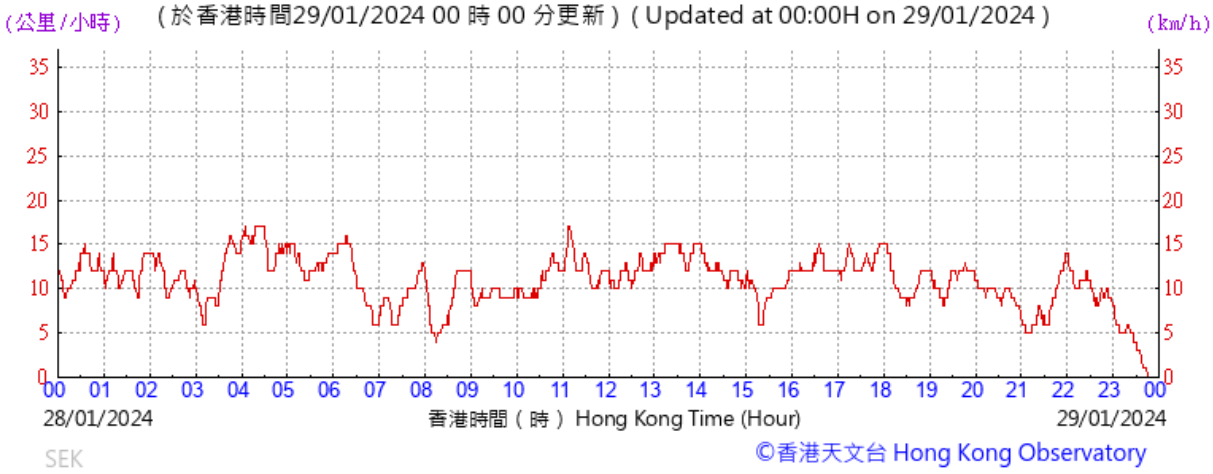
(公里/小時)
(於香港時間29/01/2024 00 時 00 分更新) (Updated at 00:00H on 29/01/2024)
(km/h)
35 30 25 20 15 10 5 0
00 01 02 03 04 05 06 07 08 09 10 11 12 13 14 15 16 17 18 19 20 21 22 23 00
28/01/2024
香港時間 (時) Hong Kong Time (Hour)
29/01/2024
SEK
©香港天文台 Hong Kong Observatory

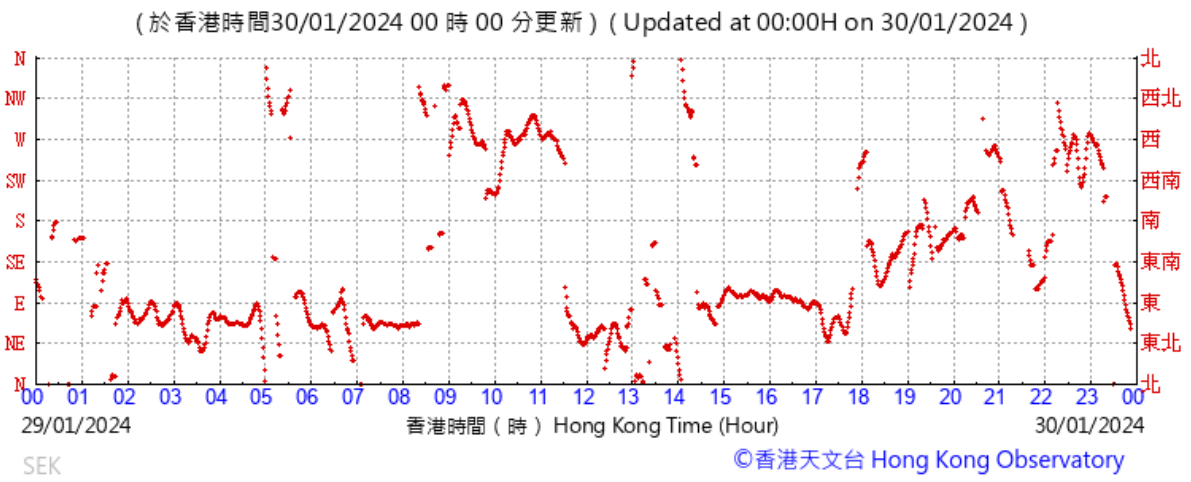
(於香港時間30/01/2024 00 時 00 分更新) (Updated at 00:00H on 30/01/2024)
N
NW
W
SW
S
SE
E
NE
N
北
西北
西
西南
南
東南
東
東北
北
00 01 02 03 04 05 06 07 08 09 10 11 12 13 14 15 16 17 18 19 20 21 22 23 00
29/01/2024
香港時間 (時) Hong Kong Time (Hour)
30/01/2024
SEK
©香港天文台 Hong Kong Observatory

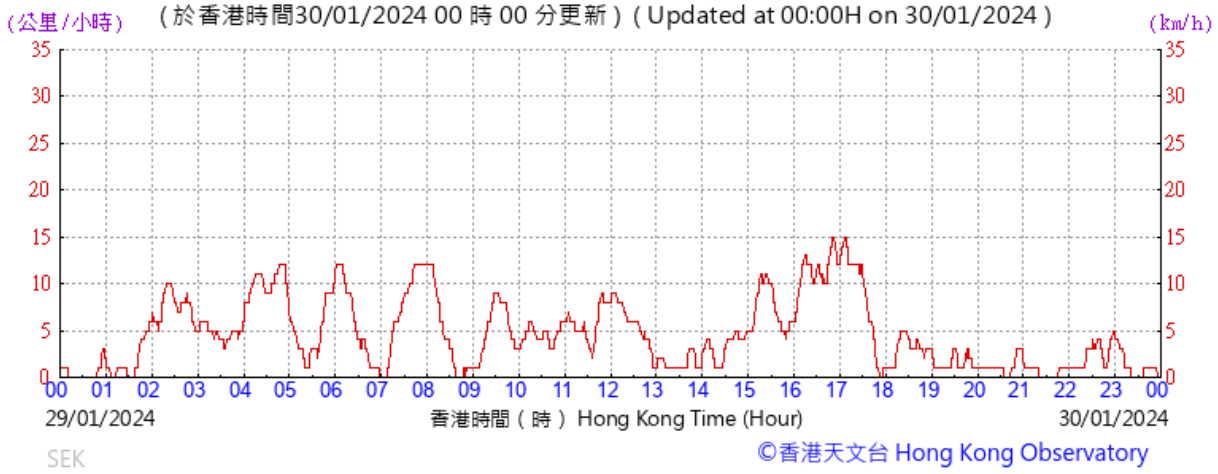
(公里/小時)
(於香港時間30/01/2024 00 時 00 分更新) (Updated at 00:00H on 30/01/2024)
(km/h)
35
30
25
20
15
10
5
0
00 01 02 03 04 05 06 07 08 09 10 11 12 13 14 15 16 17 18 19 20 21 22 23 00
29/01/2024
香港時間 (時) Hong Kong Time (Hour)
30/01/2024
SEK
©香港天文台 Hong Kong Observatory

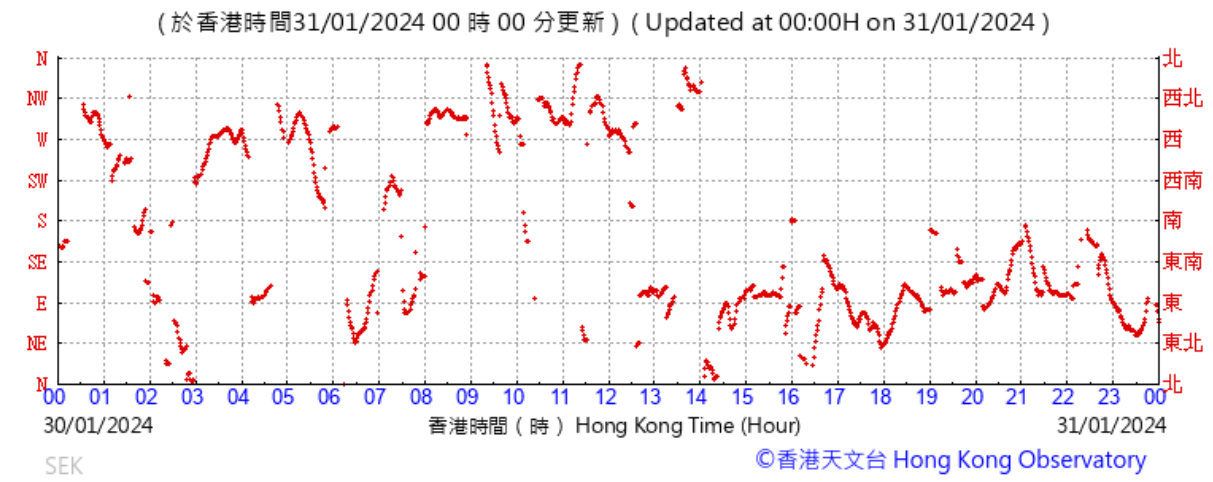
(於香港時間31/01/2024 00 時 00 分更新) (Updated at 00:00H on 31/01/2024)
N
NW
W
SW
S
SE
E
NE
N
北
西北
西
西南
南
東南
東
東北
北
00 01 02 03 04 05 06 07 08 09 10 11 12 13 14 15 16 17 18 19 20 21 22 23 00
30/01/2024
香港時間 (時) Hong Kong Time (Hour)
31/01/2024
SEK
©香港天文台 Hong Kong Observatory

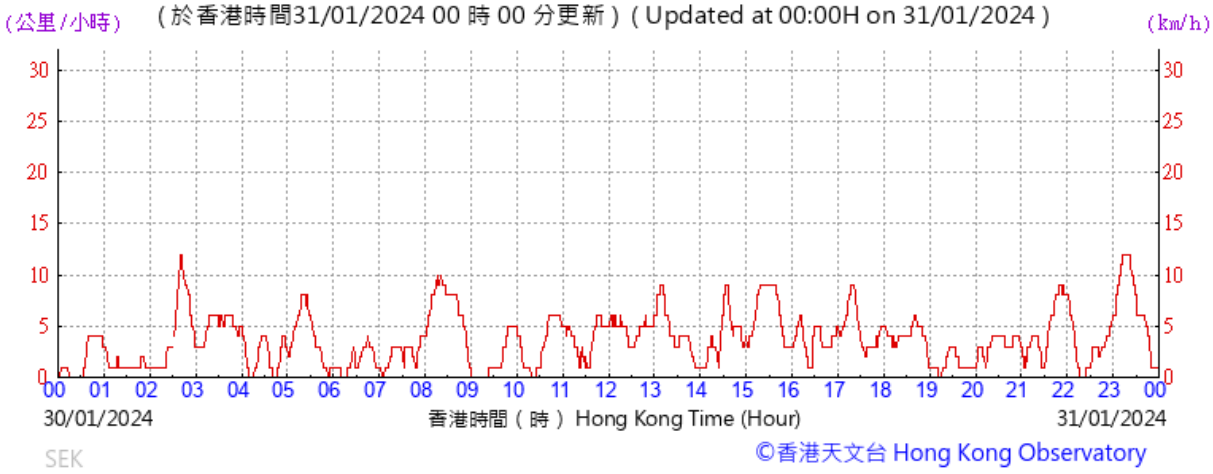
(公里/小時)
(於香港時間31/01/2024 00 時 00 分更新) (Updated at 00:00H on 31/01/2024)
(km/h)
30
25
20
15
10
5
0
00 01 02 03 04 05 06 07 08 09 10 11 12 13 14 15 16 17 18 19 20 21 22 23 00
30/01/2024
香港時間 (時) Hong Kong Time (Hour)
31/01/2024
SEK
©香港天文台 Hong Kong Observatory

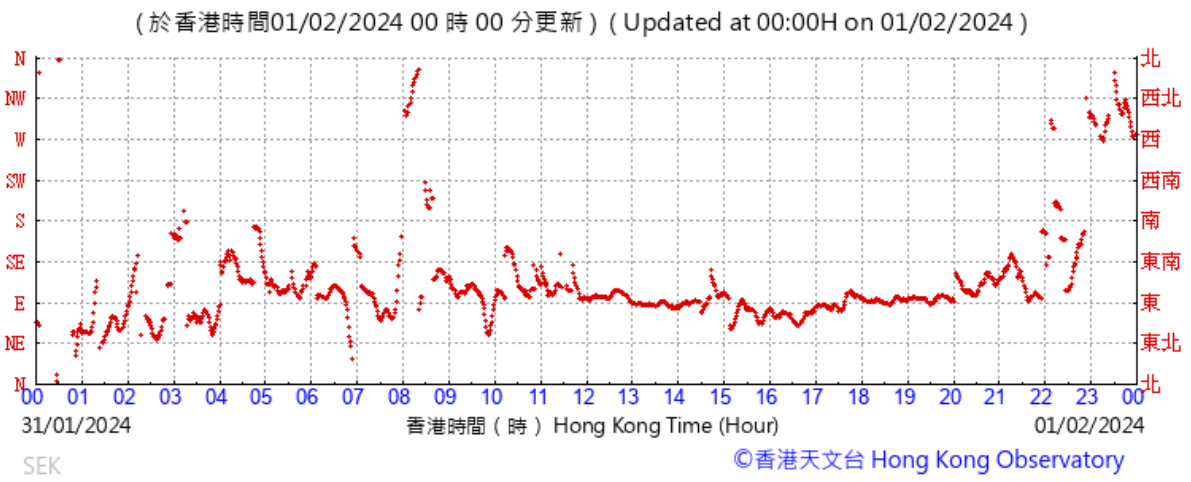
(於香港時間01/02/2024 00 時 00 分更新) (Updated at 00:00H on 01/02/2024)
N
NW
W
SW
S
SE
E
NE
N
北
西北
西
西南
南
東南
東
東北
北
00 01 02 03 04 05 06 07 08 09 10 11 12 13 14 15 16 17 18 19 20 21 22 23 00
31/01/2024
香港時間 (時) Hong Kong Time (Hour)
01/02/2024
SEK
©香港天文台 Hong Kong Observatory

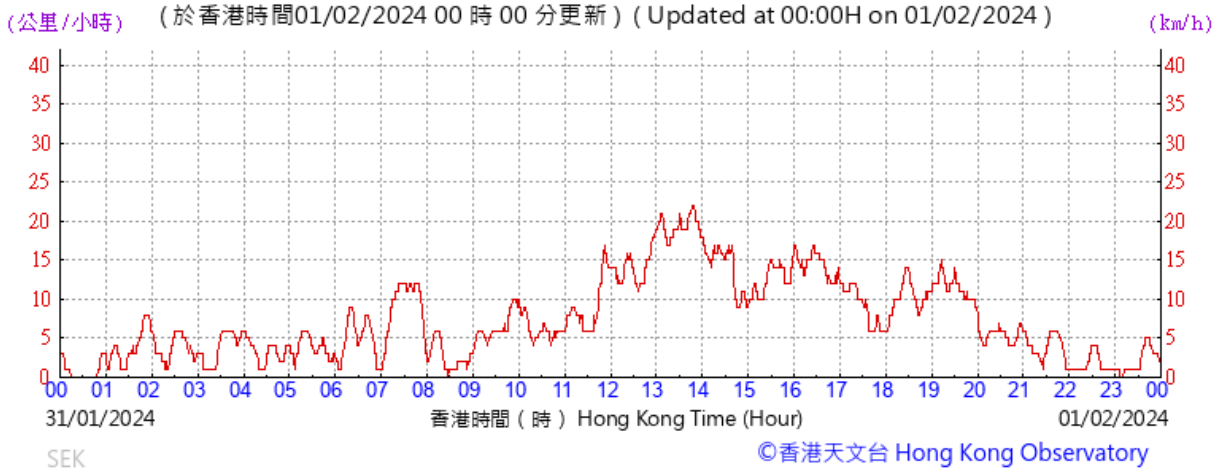
(公里/小時)
(於香港時間01/02/2024 00 時 00 分更新) (Updated at 00:00H on 01/02/2024)
(km/h)
40
35
30
25
20
15
10
5
0
00 01 02 03 04 05 06 07 08 09 10 11 12 13 14 15 16 17 18 19 20 21 22 23 00
31/01/2024
香港時間 (時) Hong Kong Time (Hour)
01/02/2024
SEK
©香港天文台 Hong Kong Observatory

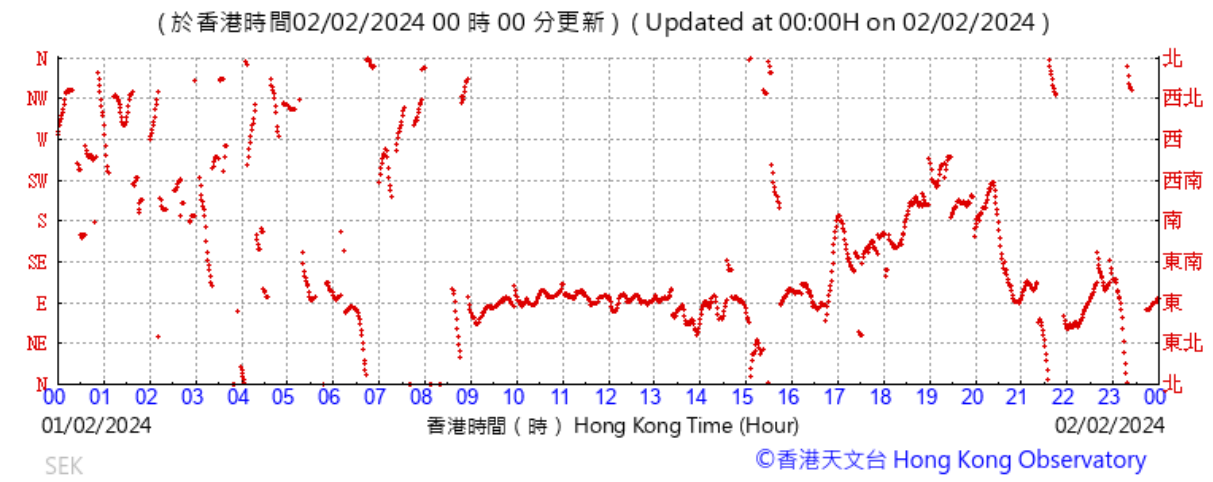
(於香港時間02/02/2024 00 時 00 分更新) (Updated at 00:00H on 02/02/2024)
N
NW
W
SW
S
SE
E
NE
N
北
西北
西
西南
南
東南
東
東北
北
00 01 02 03 04 05 06 07 08 09 10 11 12 13 14 15 16 17 18 19 20 21 22 23 00
01/02/2024
香港時間 (時) Hong Kong Time (Hour)
02/02/2024
SEK
©香港天文台 Hong Kong Observatory

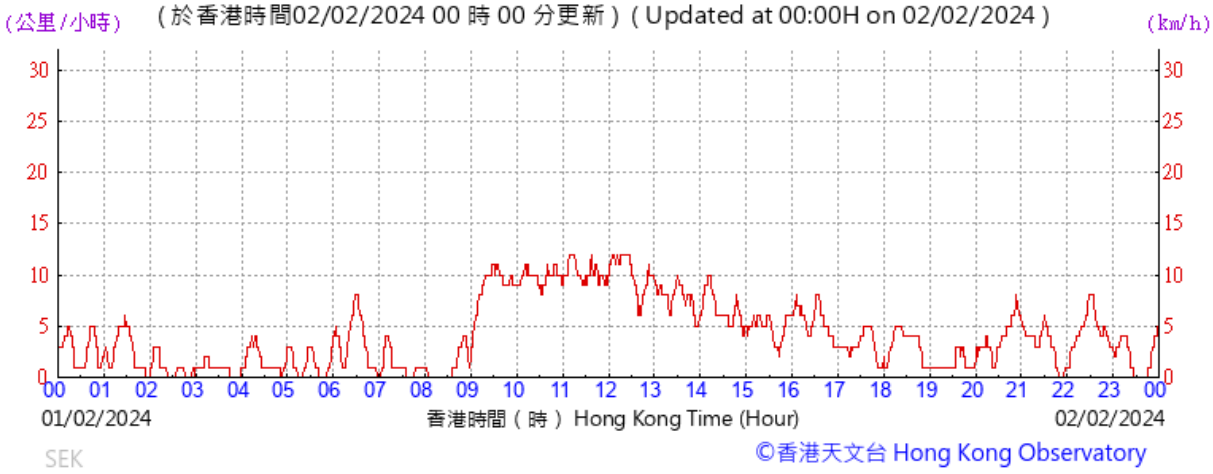
(公里/小時)
(於香港時間02/02/2024 00 時 00 分更新) (Updated at 00:00H on 02/02/2024)
(km/h)
30
25
20
15
10
5
0
00 01 02 03 04 05 06 07 08 09 10 11 12 13 14 15 16 17 18 19 20 21 22 23 00
01/02/2024
香港時間 (時) Hong Kong Time (Hour)
02/02/2024
SEK
©香港天文台 Hong Kong Observatory

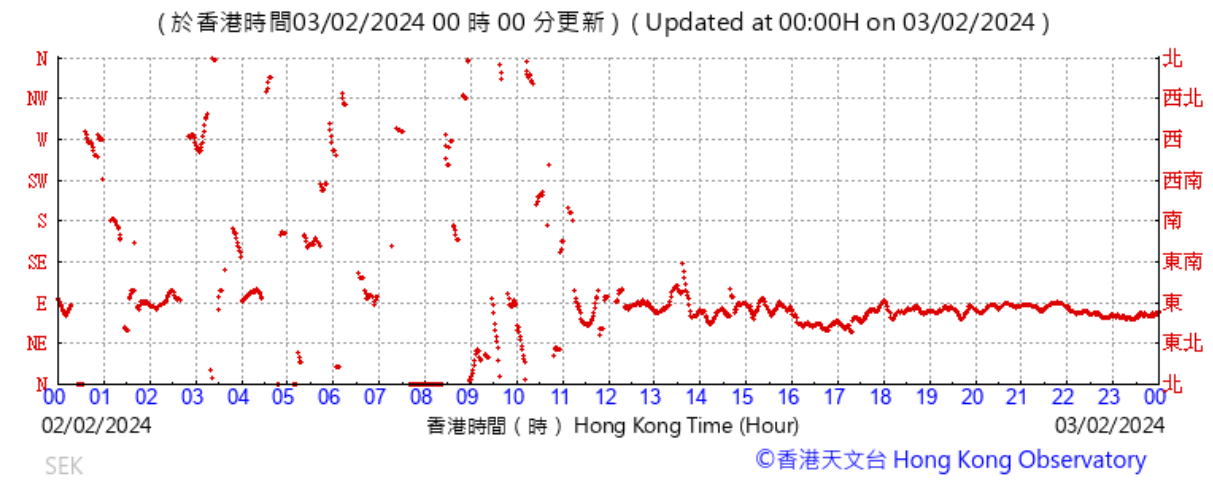
(於香港時間03/02/2024 00 時 00 分更新) (Updated at 00:00H on 03/02/2024)
N
NW
W
SW
S
SE
E
NE
N
北
西北
西
西南
南
東南
東
東北
北
00 01 02 03 04 05 06 07 08 09 10 11 12 13 14 15 16 17 18 19 20 21 22 23 00
02/02/2024
香港時間 (時) Hong Kong Time (Hour)
03/02/2024
SEK
©香港天文台 Hong Kong Observatory

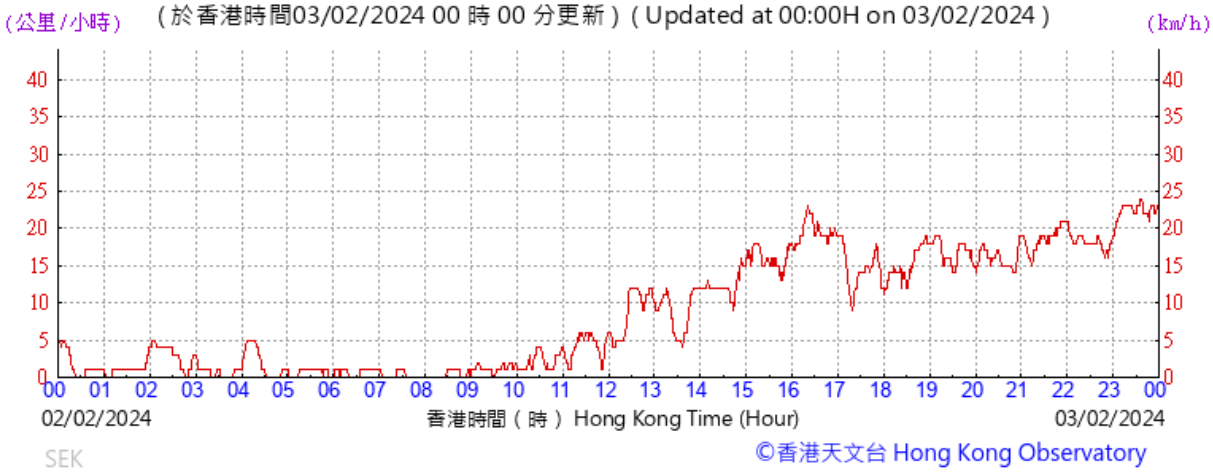
(公里/小時)
(於香港時間03/02/2024 00 時 00 分更新) (Updated at 00:00H on 03/02/2024)
(km/h)
40
35
30
25
20
15
10
5
0
00 01 02 03 04 05 06 07 08 09 10 11 12 13 14 15 16 17 18 19 20 21 22 23 00
02/02/2024
香港時間 (時) Hong Kong Time (Hour)
03/02/2024
SEK
©香港天文台 Hong Kong Observatory

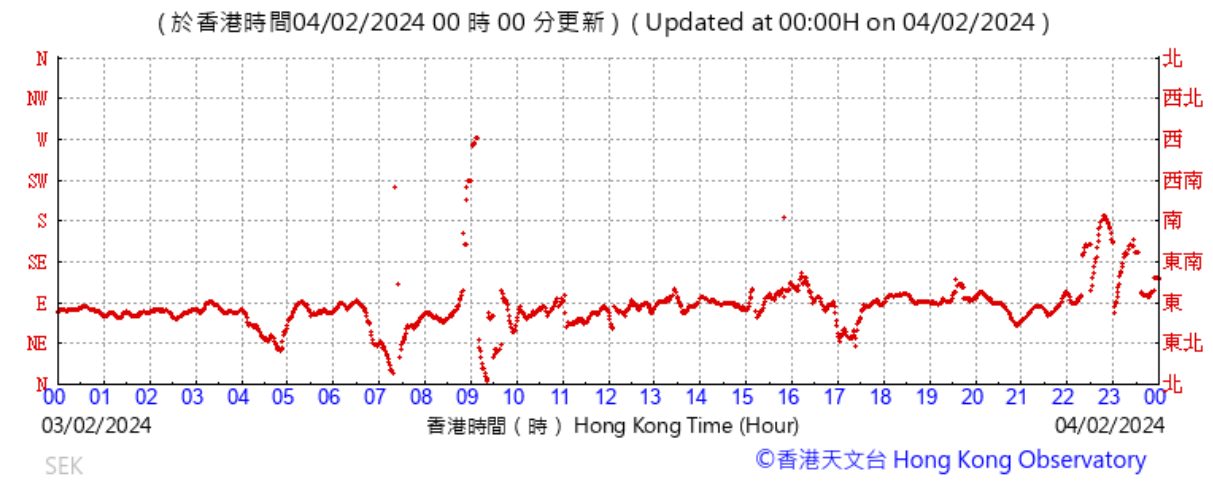
(於香港時間04/02/2024 00 時 00 分更新) (Updated at 00:00H on 04/02/2024)
N
NW
W
SW
S
SE
E
NE
N
北
西北
西
西南
南
東南
東
東北
北
00 01 02 03 04 05 06 07 08 09 10 11 12 13 14 15 16 17 18 19 20 21 22 23 00
03/02/2024
香港時間 (時) Hong Kong Time (Hour)
04/02/2024
SEK
©香港天文台 Hong Kong Observatory


(公里/小時)
(於香港時間04/02/2024 00 時 00 分更新) (Updated at 00:00H on 04/02/2024)
(km/h)
45
40
35
30
25
20
15
10
5
0
00 01 02 03 04 05 06 07 08 09 10 11 12 13 14 15 16 17 18 19 20 21 22 23 00
03/02/2024
香港時間 (時) Hong Kong Time (Hour)
04/02/2024
SEK
©香港天文台 Hong Kong Observatory

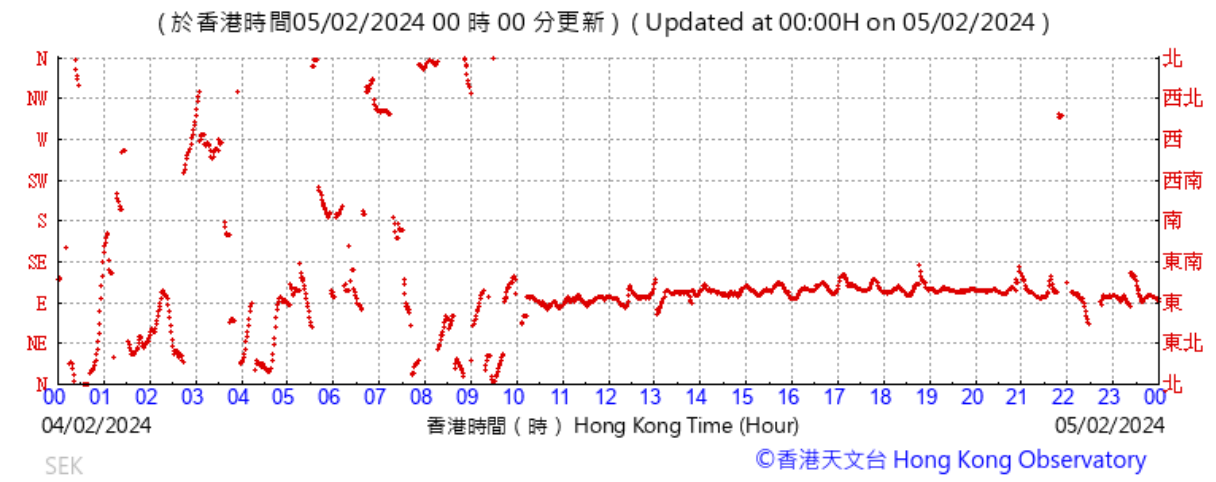
(於香港時間05/02/2024 00 時 00 分更新) (Updated at 00:00H on 05/02/2024)
N
NW
W
SW
S
SE
E
NE
N
北
西北
西
西南
南
東南
東
東北
北
00 01 02 03 04 05 06 07 08 09 10 11 12 13 14 15 16 17 18 19 20 21 22 23 00
04/02/2024
香港時間 (時) Hong Kong Time (Hour)
05/02/2024
SEK
©香港天文台 Hong Kong Observatory

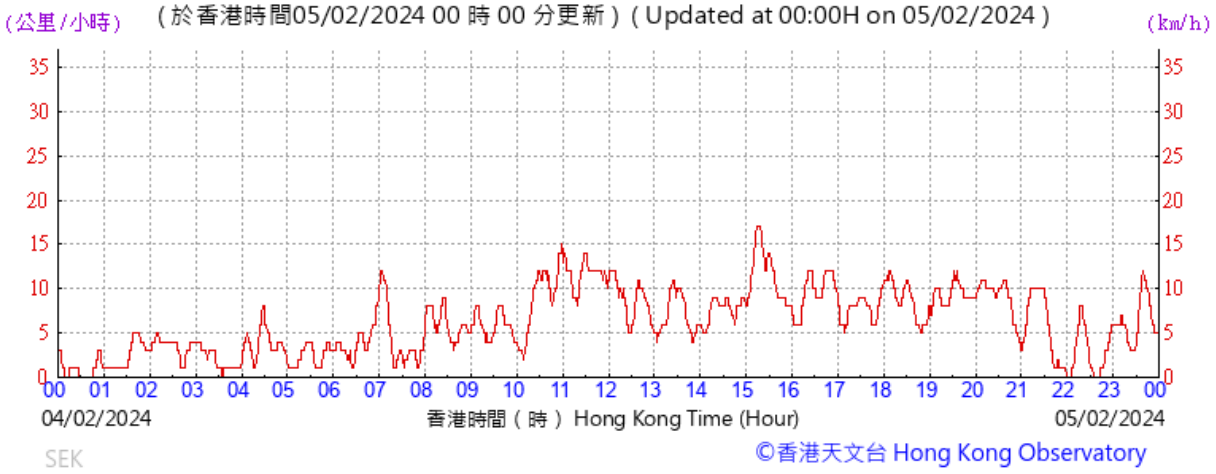
(公里/小時)
(於香港時間05/02/2024 00 時 00 分更新) (Updated at 00:00H on 05/02/2024)
(km/h)
35
30
25
20
15
10
5
0
00 01 02 03 04 05 06 07 08 09 10 11 12 13 14 15 16 17 18 19 20 21 22 23 00
04/02/2024
香港時間 (時) Hong Kong Time (Hour)
05/02/2024
SEK
©香港天文台 Hong Kong Observatory

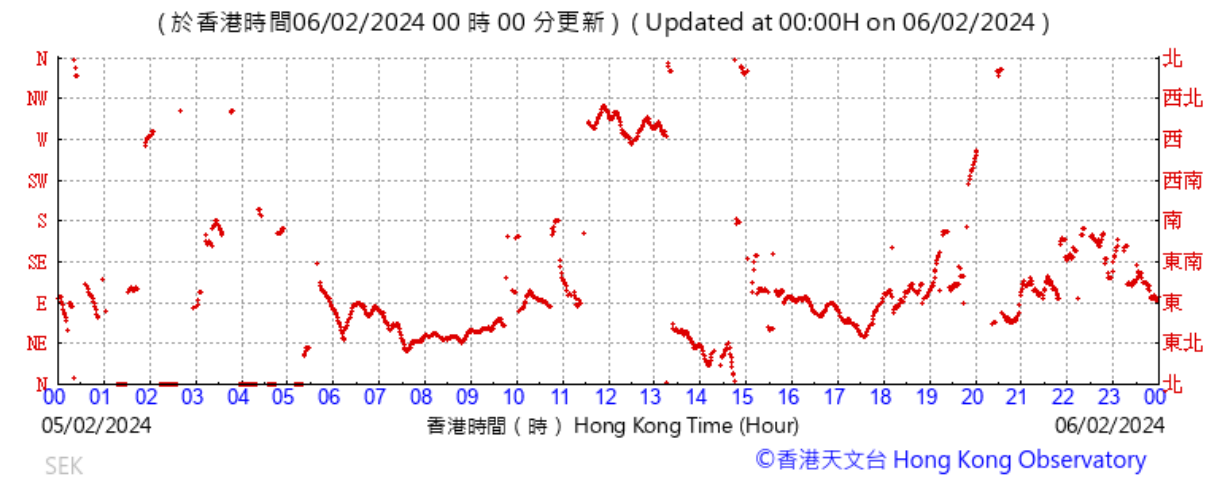
(於香港時間06/02/2024 00 時 00 分更新) (Updated at 00:00H on 06/02/2024)
N
NW
W
SW
S
SE
E
NE
N
北
西北
西
西南
南
東南
東
東北
北
00 01 02 03 04 05 06 07 08 09 10 11 12 13 14 15 16 17 18 19 20 21 22 23 00
05/02/2024
香港時間 (時) Hong Kong Time (Hour)
06/02/2024
SEK
©香港天文台 Hong Kong Observatory


(公里/小時)
(於香港時間06/02/2024 00 時 00 分更新) (Updated at 00:00H on 06/02/2024)
(km/h)
35
30
25
20
15
10
5
0
00 01 02 03 04 05 06 07 08 09 10 11 12 13 14 15 16 17 18 19 20 21 22 23 00
05/02/2024
香港時間 (時) Hong Kong Time (Hour)
06/02/2024
SEK
©香港天文台 Hong Kong Observatory

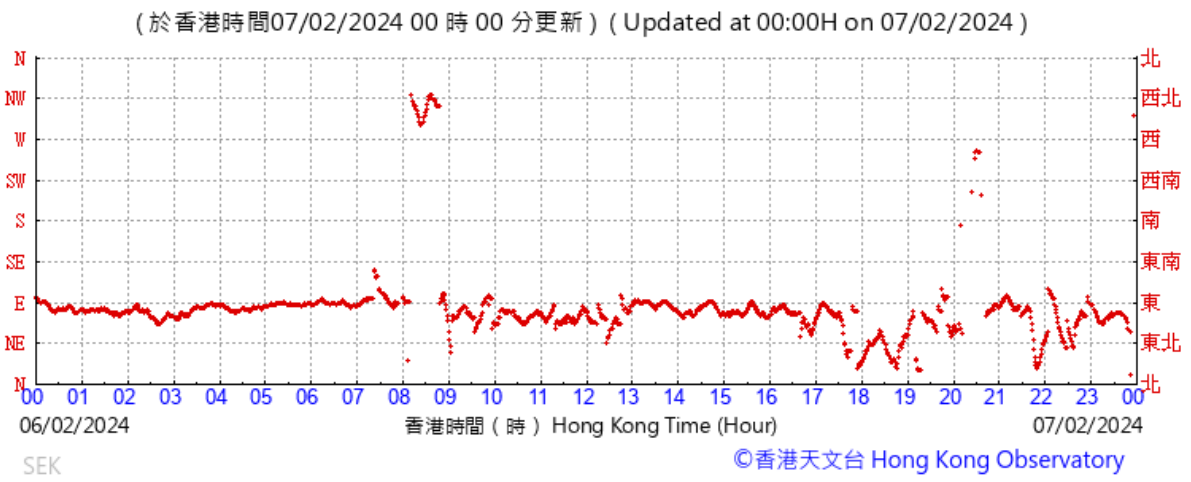
(於香港時間07/02/2024 00 時 00 分更新) (Updated at 00:00H on 07/02/2024)
N
NW
W
SW
S
SE
E
NE
N
北
西北
西
西南
南
東南
東
東北
北
00 01 02 03 04 05 06 07 08 09 10 11 12 13 14 15 16 17 18 19 20 21 22 23 00
06/02/2024
香港時間 (時) Hong Kong Time (Hour)
07/02/2024
SEK
©香港天文台 Hong Kong Observatory

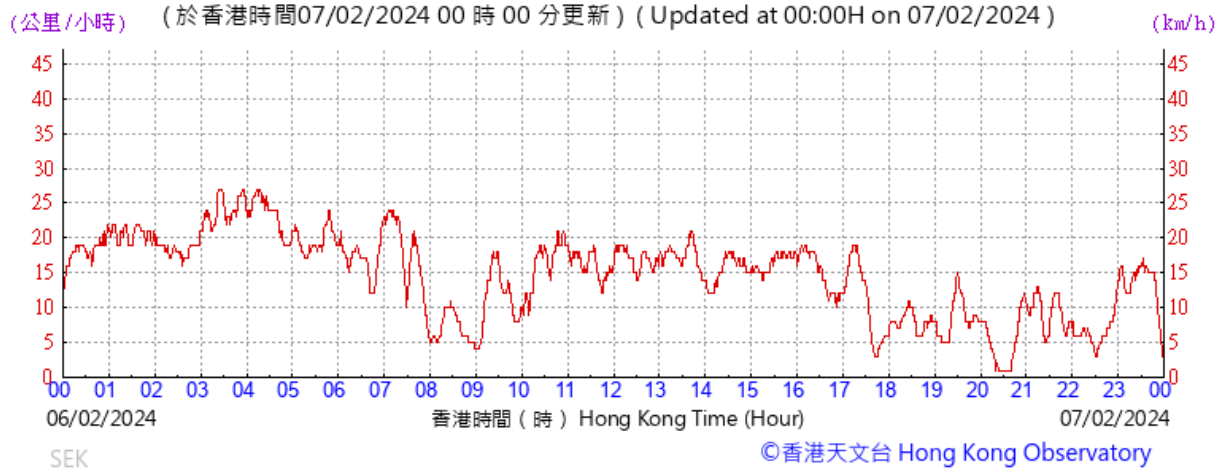
(公里/小時)
(於香港時間07/02/2024 00 時 00 分更新) (Updated at 00:00H on 07/02/2024)
(km/h)
45
40
35
30
25
20
15
10
5
0
00 01 02 03 04 05 06 07 08 09 10 11 12 13 14 15 16 17 18 19 20 21 22 23 00
06/02/2024
香港時間 (時) Hong Kong Time (Hour)
07/02/2024
SEK
©香港天文台 Hong Kong Observatory

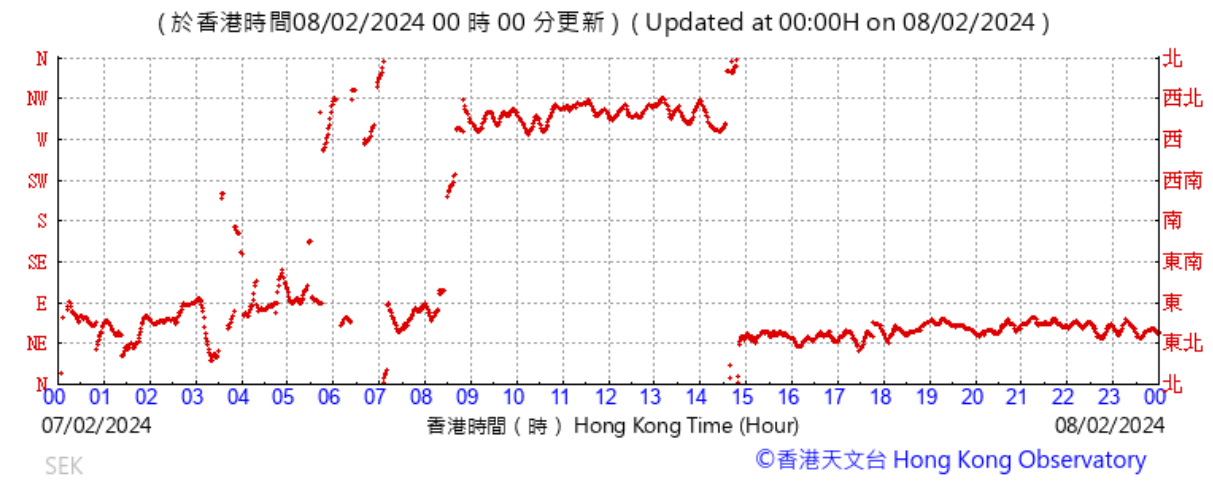
(於香港時間08/02/2024 00 時 00 分更新) (Updated at 00:00H on 08/02/2024)
N
NW
W
SW
S
SE
E
NE
N
北
西北
西
西南
南
東南
東
東北
北
00 01 02 03 04 05 06 07 08 09 10 11 12 13 14 15 16 17 18 19 20 21 22 23 00
07/02/2024
香港時間 (時) Hong Kong Time (Hour)
08/02/2024
SEK
©香港天文台 Hong Kong Observatory

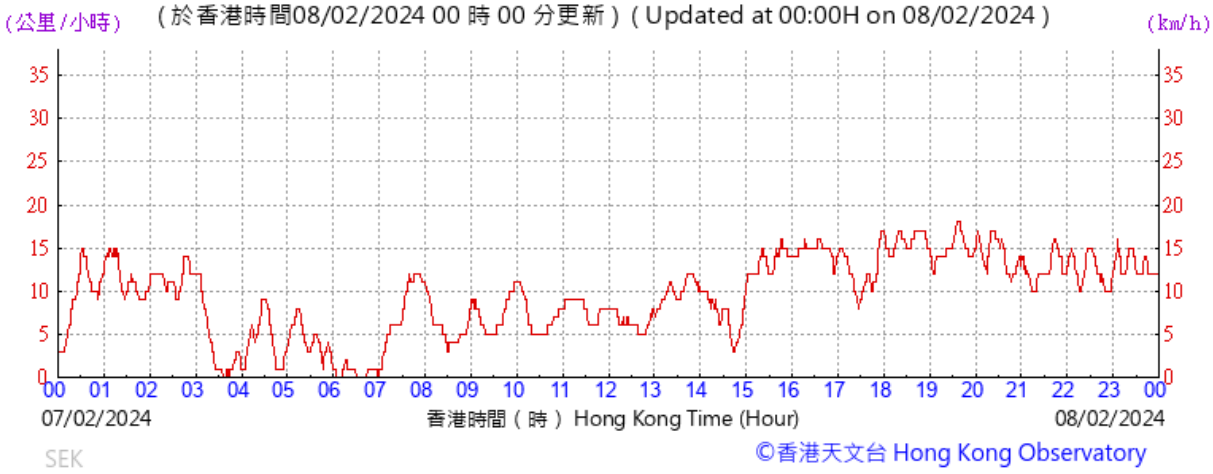
(公里/小時)
(於香港時間08/02/2024 00 時 00 分更新) (Updated at 00:00H on 08/02/2024)
(km/h)
35
30
25
20
15
10
5
0
00 01 02 03 04 05 06 07 08 09 10 11 12 13 14 15 16 17 18 19 20 21 22 23 00
07/02/2024
香港時間 (時) Hong Kong Time (Hour)
08/02/2024
SEK
©香港天文台 Hong Kong Observatory

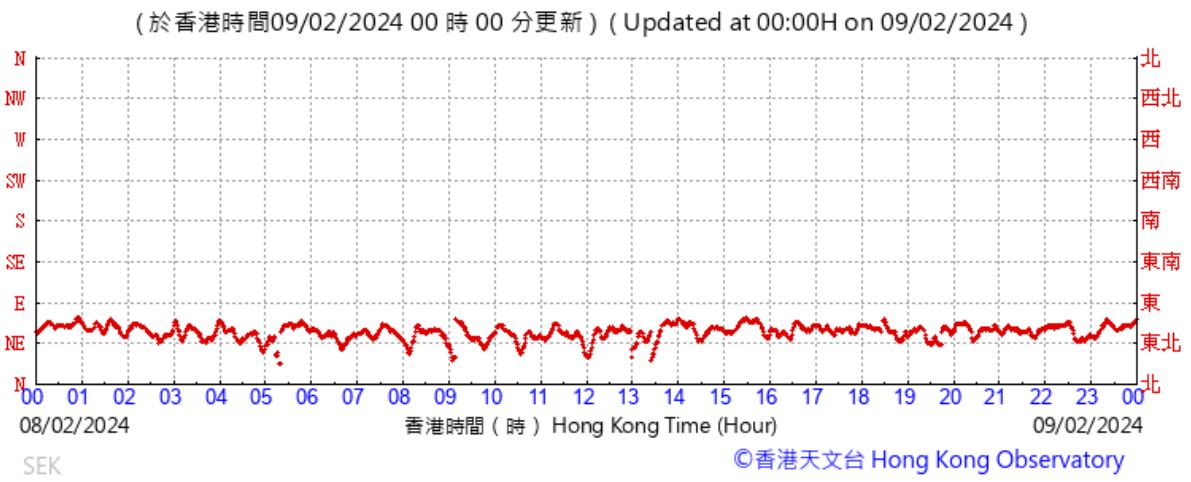
(於香港時間09/02/2024 00 時 00 分更新) (Updated at 00:00H on 09/02/2024)
N NW W SW S SE E NE N
北 西北 西 西南 南 東南 東 東北 北
00 01 02 03 04 05 06 07 08 09 10 11 12 13 14 15 16 17 18 19 20 21 22 23 00
08/02/2024
香港時間 (時) Hong Kong Time (Hour)
09/02/2024
SEK
©香港天文台 Hong Kong Observatory

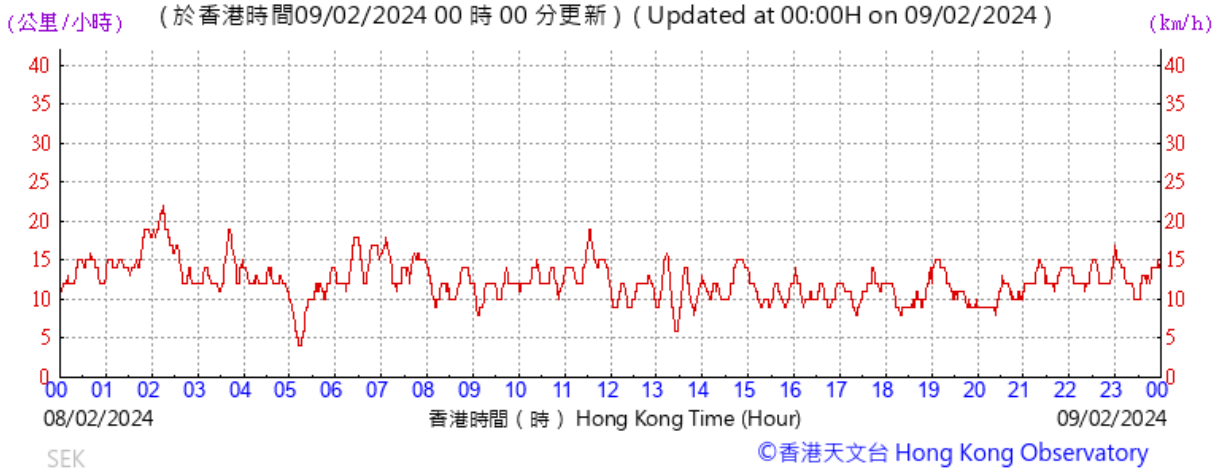
(公里/小時)
(於香港時間09/02/2024 00 時 00 分更新) (Updated at 00:00H on 09/02/2024)
(km/h)
40 35 30 25 20 15 10 5 0
00 01 02 03 04 05 06 07 08 09 10 11 12 13 14 15 16 17 18 19 20 21 22 23 00
08/02/2024
香港時間 (時) Hong Kong Time (Hour)
09/02/2024
SEK
©香港天文台 Hong Kong Observatory

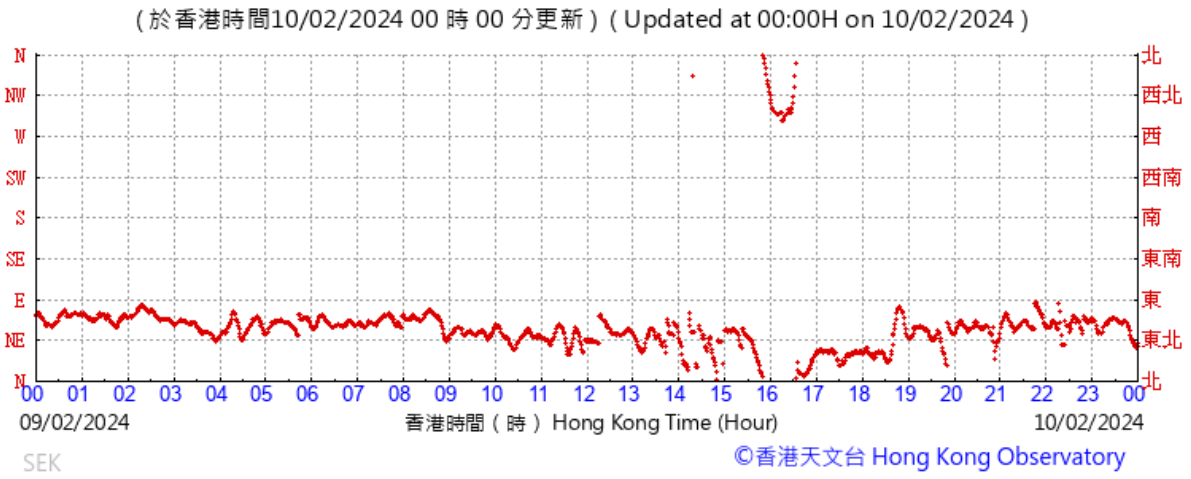
(於香港時間10/02/2024 00 時 00 分更新) (Updated at 00:00H on 10/02/2024)
N
NW
W
SW
S
SE
E
NE
N
北
西北
西
西南
南
東南
東
東北
北
00 01 02 03 04 05 06 07 08 09 10 11 12 13 14 15 16 17 18 19 20 21 22 23 00
09/02/2024
香港時間 (時) Hong Kong Time (Hour)
10/02/2024
SEK
©香港天文台 Hong Kong Observatory

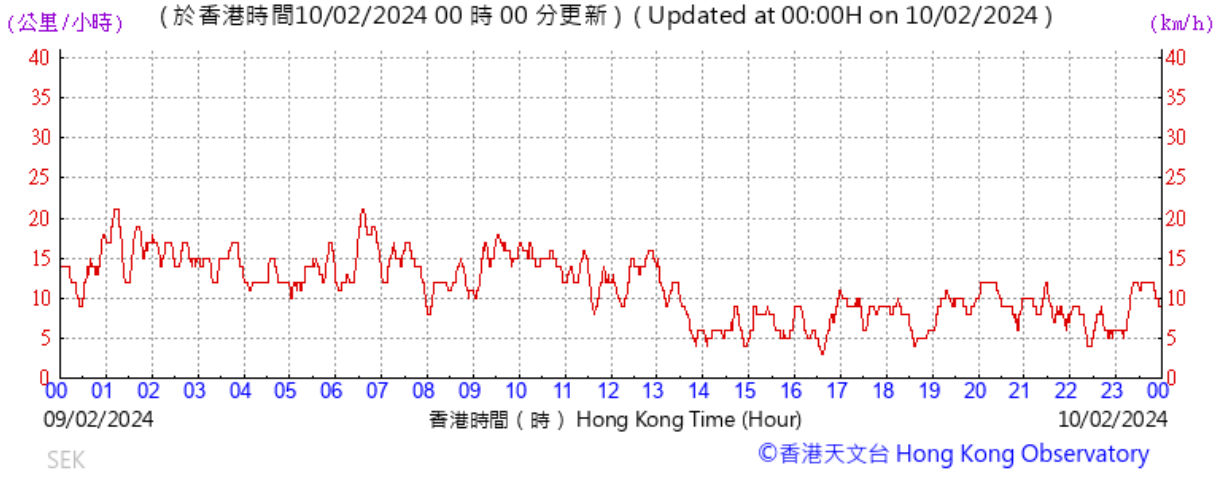
(公里/小時)
(於香港時間10/02/2024 00 時 00 分更新) (Updated at 00:00H on 10/02/2024)
(km/h)
40
35
30
25
20
15
10
5
0
00 01 02 03 04 05 06 07 08 09 10 11 12 13 14 15 16 17 18 19 20 21 22 23 00
09/02/2024
香港時間 (時) Hong Kong Time (Hour)
10/02/2024
SEK
©香港天文台 Hong Kong Observatory

Appendix 6 Quality Control Summary Table

Acumen Laboratory and Testing Limited
Flat/Rm D, 12/F, Ford Glory Plaza, Nos. 37-39 Wing Hong Street, Cheung Sha Wan, Kowloon, Hong Kong
Tel: (852) 2333 6823 Fax: (852) 2333 1316

Appendix - Quality Control Summary Table

Project Name: Drainage Improvement Works at Yuen long – stage 2

		Method Blank Report		Duplicate Report			Sample Spike Report		Pass / Fail
		MDL	Result	Original Result	Duplicate Result	RPD	Spike concentration	Spike Recovery	
Sampling Date	Unit / Job No.	mg/L	mg/L	mg/L	mg/L	%	mg/L	%	/
06/12/2023	R231994	0.22	0.07	4.30	4.41	-2.5	10	93.9	Pass
08/12/2023	R231996	0.22	0.07	4.69	4.43	5.7	10	93.0	Pass
11/12/2023	R232032	0.22	0.10	3.93	4.01	-2.0	10	95.6	Pass
13/12/2023	R232037	0.22	0.07	3.45	3.67	-6.2	10	94.1	Pass
15/12/2023	R232061	0.22	0.06	4.02	3.88	3.5	10	92.0	Pass
18/12/2023	R232064	0.22	0.07	4.21	4.04	4.1	10	94.4	Pass
20/12/2023	R240006	0.22	0.06	3.99	4.14	-3.7	10	90.1	Pass
22/12/2023	R240009	0.22	0.07	5.22	5.01	4.1	10	93.3	Pass
25/12/2023	R240014	0.22	0.10	4.12	4.21	-2.2	10	93.8	Pass
27/12/2023	R240018	0.22	0.06	4.73	4.51	4.8	10	90.6	Pass
29/12/2023	R240110	0.22	0.08	3.61	3.84	-6.2	10	94.4	Pass
01/01/2024	R240117	0.22	0.09	3.87	4.03	-4.0	10	92.3	Pass

Appendix 7 Updated Construction Programme with Milestones of Environmental Protection/ Mitigation Activities

Agreement No. DC/2022/02 Drainage Improvement Works at Yuen Long - Stage 2

Updated construction programme with milestones of environmental protection/mitigation activities

Items	Construction works/ Environmental Protection/ Mitigation Measures	2024											2025												2026											
		Feb	Mar	Apr	May	Jun	Jul	Aug	Sep	Oct	Nov	Dec	Jan	Feb	Mar	Apr	May	Jun	Jul	Aug	Sep	Oct	Nov	Dec	Jan	Feb	Mar	Apr	May	Jun	Jul	Aug	Sep	Oct	Nov	Dec
Section I	**Sung Shan New Village**																																			
	Drainage Channel Works					■	■	■	■	■	■	■	■	■	■	■	■	■	■	■	■	■	■	■	■	■	■	■	■							
	Environmental Protection/ Mitigation Activities																																			
	EM&A Monitoring during Construction					■	■	■	■	■	■	■	■	■	■	■	■	■	■	■	■	■	■	■	■	■	■	■	■	■							
	Dust Control Measures (Note 1)					■	■	■	■	■	■	■	■	■	■	■	■	■	■	■	■	■	■	■	■	■	■	■	■	■							
	Noise Mitigation Measures (Note 2)																																			
	Ecological Measures																																			
	(a) Watercourse with construction activities should be hydrologically isolated from the rest of watercourse as far as practicable (Note 3)					■	■	■	■	■	■	■	■	■	■	■	■	■	■	■	■	■	■	■	■	■	■	■	■	■							
	(b) Construction activities, as well as reinstatement work, should be commenced from upstream and progresses toward the downstream area (Note 4)					■	■	■	■	■	■	■	■	■	■	■	■	■	■	■	■	■	■	■	■	■	■	■	■	■							
	(c) Good site practice (Note 5)					■	■	■	■	■	■	■	■	■	■	■	■	■	■	■	■	■	■	■	■	■	■	■	■	■							
	(d) The Aquilaria sinensis (seedling) within the site boundary at Sung Shan New Village to be protected and retained during construction in accordance with DEVB TCW No. 4/2020 Tree Preservation (Note 11)					■	■	■	■	■	■	■	■	■	■	■	■	■	■	■	■	■	■	■	■	■	■	■	■	■							
	(e) Restoration of wildlife habitat by ecological habitat and niche that could promote colonisation of aquatic wildlife during the reinstatement of embankment and channel bed (Note 12)																												■							
	Water Pollution Control Measures (Note 13)					■	■	■	■	■	■	■	■	■	■	■	■	■	■	■	■	■	■	■	■	■	■	■	■	■							
	Preparation and Implementation of Waste Management Plan (Note 14)					■	■	■	■	■	■	■	■	■	■	■	■	■	■	■	■	■	■	■	■	■	■	■	■	■							
	Waste Management Practices (Note 15)					■	■	■	■	■	■	■	■	■	■	■	■	■	■	■	■	■	■	■	■	■	■	■	■	■							
	Landscape and Visual Mitigation Measures (Note 16)					■	■	■	■	■	■	■	■	■	■	■	■	■	■	■	■	■	■	■	■	■	■	■	■	■							
Section II	**Tai Wo**																																			
	Drainage Channel Works		■	■	■	■	■	■	■	■	■	■	■	■	■	■	■	■	■	■																
	Environmental Protection/ Mitigation Activities																																			
	EM&A Monitoring during Construction		■	■	■	■	■	■	■	■	■	■	■	■	■	■	■	■	■	■																
	Dust Control Measures (Note 1)		■	■	■	■	■	■	■	■	■	■	■	■	■	■	■	■	■	■																
	Noise Mitigation Measures (Note 2)																																			
	Ecological Measures																																			
	(a) Watercourse with construction activities should be hydrologically isolated from the rest of watercourse as far as practicable (Note 3)		■	■	■	■	■	■	■	■	■	■	■	■	■	■	■	■	■	■																
	(b) Construction activities, as well as reinstatement work, should be commenced from upstream and progresses toward the downstream area (Note 4)		■	■	■	■	■	■	■	■	■	■	■	■	■	■	■	■	■	■																
	(c) Good site practice (Note 5)		■	■	■	■	■	■	■	■	■	■	■	■	■	■	■	■	■	■																
	(d) Construction work in Tai Wo should be scheduled in the dry season and sandbags or similar facilities should be placed along the southern boundary of the work site (Note 6)		■	■	■	■	■	■	■	■	■	■	■	■	■	■	■	■	■	■																
	(e) Discharge of any treated or untreated effluent should be directed away from the grassland buffer and the ecologically important stream (EIS) (Note 7)		■	■	■	■	■	■	■	■	■	■	■	■	■	■	■	■	■	■																
	(e) Restoration of wildlife habitat by ecological habitat and niche that could promote colonisation of aquatic wildlife during the reinstatement of embankment and channel bed (Note 12)																			■																
	Water Pollution Control Measures (Note 13)		■	■	■	■	■	■	■	■	■	■	■	■	■	■	■	■	■	■																
	Preparation and Implementation of Waste Management Plan (Note 14)		■	■	■	■	■	■	■	■	■	■	■	■	■	■	■	■	■	■																
	Waste Management Practices (Note 15)		■	■	■	■	■	■	■	■	■	■	■	■	■	■	■	■	■	■																
	Landscape and Visual Mitigation Measures (Note 16)		■	■	■	■	■	■	■	■	■	■	■	■	■	■	■	■	■	■																
Section III	**Lin Fa Tei**																																			
	Drainage Channel Works		■	■	■	■	■	■	■	■	■	■	■	■	■	■	■	■	■	■	■	■	■	■	■	■	■	■	■	■						
	Environmental Protection/ Mitigation Activities																																			
	EM&A Monitoring during Construction		■	■	■	■	■	■	■	■	■	■	■	■	■	■	■	■	■	■	■	■	■	■	■	■	■	■	■	■						
	Dust Control Measures (Note 1)		■	■	■	■	■	■	■	■	■	■	■	■	■	■	■	■	■	■	■	■	■	■	■	■	■	■	■	■						
	Noise Mitigation Measures (Note 2)		■	■	■	■	■	■	■	■	■	■	■	■	■	■	■	■	■	■	■	■	■	■	■	■	■	■	■	■						
	Ecological Measures																																			
	(a) Watercourse with construction activities should be hydrologically isolated from the rest of watercourse as far as practicable (Note 3)		■	■	■	■	■	■	■	■	■	■	■	■	■	■	■	■	■	■	■	■	■	■	■	■	■	■	■	■						
	(b) Construction activities, as well as reinstatement work, should be commenced from upstream and progresses toward the downstream area (Note 4)		■	■	■	■	■	■	■	■	■	■	■	■	■	■	■	■	■	■	■	■	■	■	■	■	■	■	■	■						
	(c) Good site practice (Note 5)		■	■	■	■	■	■	■	■	■	■	■	■	■	■	■	■	■	■	■	■	■	■	■	■	■	■	■	■						
	(d) Survey to update the abundance and distribution of the endemic freshwater crabs within the project site (including approval of Freshwater Crab Translocation Plan (FCTP)) (Note 8)		■																																	

Items	Construction works/ Environmental Protection/ Mitigation Measures	2024											2025												2026											
		Feb	Mar	Apr	May	Jun	Jul	Aug	Sep	Oct	Nov	Dec	Jan	Feb	Mar	Apr	May	Jun	Jul	Aug	Sep	Oct	Nov	Dec	Jan	Feb	Mar	Apr	May	Jun	Jul	Aug	Sep	Oct	Nov	Dec
	(e) Capture and translocate two endemic freshwater crabs and undertake post-translocation monitoring programme in accordance to the approved FCTP (Note 9)		■	■	■	■	■	■	■	■	■	■	■	■	■	■	■	■	■	■	■	■	■	■	■	■	■	■	■	■	■					
	(f) Before the commencement of a construction work in a new section, the site should be inspected by the ecologist to confirm no inhabitation of the two freshwater crab species. (Note 10)		■	■	■	■	■	■	■	■	■	■	■	■	■	■	■	■	■	■	■	■	■	■	■	■	■	■	■	■	■					
	(g) Restoration of wildlife habitat by ecological habitat and niche that could promote colonisation of aquatic wildlife during the reinstatement of embankment and channel bed (Note 12)																														■					
	Water Pollution Control Measures (Note 13)		■	■	■	■	■	■	■	■	■	■	■	■	■	■	■	■	■	■	■	■	■	■	■	■	■	■	■	■	■					
	Preparation and Implementation of Waste Management Plan (Note 14)		■	■	■	■	■	■	■	■	■	■	■	■	■	■	■	■	■	■	■	■	■	■	■	■	■	■	■	■	■					
	Waste Management Practices (Note 15)		■	■	■	■	■	■	■	■	■	■	■	■	■	■	■	■	■	■	■	■	■	■	■	■	■	■	■	■	■					
	Landscape and Visual Mitigation Measures (Note 16)		■	■	■	■	■	■	■	■	■	■	■	■	■	■	■	■	■	■	■	■	■	■	■	■	■	■	■	■	■					
	Cultural heritage protection measures for Lee Tat Bridge (Note 17)		■	■	■	■	■	■	■	■	■	■	■	■	■	■	■	■	■	■	■	■	■	■	■	■	■	■	■	■	■					
	Archaeological survey to identify any archaeological remains, deposits and material within survey area (Note 18)																																			
Section IV	**Ha Che**																																			
	Drainage Channel Works	■	■	■	■	■	■	■	■	■	■	■	■	■	■	■	■	■	■	■	■	■	■	■	■	■	■									
	Environmental Protection/ Mitigation Activities																																			
	EM&A Monitoring during Construction	■	■	■	■	■	■	■	■	■	■	■	■	■	■	■	■	■	■	■	■	■	■	■	■	■	■									
	Dust Control Measures (Note 1)	■	■	■	■	■	■	■	■	■	■	■	■	■	■	■	■	■	■	■	■	■	■	■	■	■	■									
	Noise Mitigation Measures (Note 2)	■	■	■	■	■	■	■	■	■	■	■	■	■	■	■	■	■	■	■	■	■	■	■	■	■	■									
	Ecological Measures	■	■	■	■	■	■	■	■	■	■	■	■	■	■	■	■	■	■	■	■	■	■	■	■	■	■									
	(a) Watercourse with construction activities should be hydrologically isolated from the rest of watercourse as far as practicable (Note 3)	■	■	■	■	■	■	■	■	■	■	■	■	■	■	■	■	■	■	■	■	■	■	■	■	■	■									
	(b) Construction activities, as well as reinstatement work, should be commenced from upstream and progresses toward the downstream area (Note 4)	■	■	■	■	■	■	■	■	■	■	■	■	■	■	■	■	■	■	■	■	■	■	■	■	■	■									
	(c) Good site practice (Note 5)	■	■	■	■	■	■	■	■	■	■	■	■	■	■	■	■	■	■	■	■	■	■	■	■	■	■									
	(d) Survey to update the abundance and distribution of the endemic freshwater crabs within the project site (including approval of Freshwater Crab Translocation Plan (FCTP)) (Note 8)	■																																		
	(e) Capture and translocate two endemic freshwater crabs and undertake post-translocation monitoring programme in accordance to the approved FCTP (Note 9)	■	■	■	■	■	■	■	■	■	■	■	■	■	■	■	■	■	■	■	■	■	■	■	■	■	■									
	(f) Before the commencement of a construction work in a new section, the site should be inspected by the ecologist to confirm no inhabitation of the two freshwater crab species. (Note 10)	■	■	■	■	■	■	■	■	■	■	■	■	■	■	■	■	■	■	■	■	■	■	■	■	■	■									
	(g) Restoration of wildlife habitat by ecological habitat and niche that could promote colonisation of aquatic wildlife during the reinstatement of embankment and channel bed (Note 12)																										■									
	Water Pollution Control Measures (Note 13)	■	■	■	■	■	■	■	■	■	■	■	■	■	■	■	■	■	■	■	■	■	■	■	■	■	■									
	Preparation and Implementation of Waste Management Plan (Note 14)	■	■	■	■	■	■	■	■	■	■	■	■	■	■	■	■	■	■	■	■	■	■	■	■	■	■									
	Waste Management Practices (Note 15)	■	■	■	■	■	■	■	■	■	■	■	■	■	■	■	■	■	■	■	■	■	■	■	■	■	■									
	Landscape and Visual Mitigation Measures (Note 16)	■	■	■	■	■	■	■	■	■	■	■	■	■	■	■	■	■	■	■	■	■	■	■	■	■	■									

Note:

1. Dust control measures, including regular watering, covering of open stockpiles, provision of vehicle wheel washing facilities, etc., as recommended in the Air Pollution Control Regulation (EIA Ref.: S3.8.1; EM&A Ref. S3.2.3)
2. Noise control measures, including use of quiet powered mechanical equipment, design and provision of temporary/ movable noise barriers, etc. as recommended in the EIA Report (EIA Ref.: S4.6.6 - S4.6.8, S4.7.1 - S4.7.2; EM&A Ref.: S4.8.1)
3. EIA Ref. S5.9.2; EM&A Ref. S5.2.1
4. EIA Ref. S5.9.2; EM&A Ref. S5.2.1
5. Good site practice, including effective implementation of mitigation measures recommended for dust suppression, noise reduction, water quality and waste management, etc., as recommended in the EIA Report (EIA Ref. S5.9.3; EM&A Ref. S5.2.2)
6. EIA Ref. S5.9.4 and S6.7.18; EM&A Ref. S5.2.10 and S6.2.3
7. EIA Ref. S5.9.4 and S6.7.18; EM&A Ref. S5.2.10 and S6.2.3
8. EIA Ref. S5.9.6 to S5.9.7; EM&A Ref. S5.2.7 and S5.2.8
9. EIA Ref. S5.9.6 to S5.9.7; EM&A Ref. S5.2.9
10. EIA Ref. S5.9.6 to S5.9.8; EM&A Ref. S5.2.9
11. EIA Ref. S5.9.9; EM&A Ref. S5.2.4
12. EIA Ref. S5.9.13 - S5.9.19; EM&A Ref. S5.2.15
13. Water pollution control measures, including best management practices, ProPECC PN 1/94, and management of sewage from workforce, etc., as recommended in the EIA Report (EIA Ref. S6.7.2 - S6.7.8, and S6.7.10 - S6.7.17; EM&A Ref. S6.2.3)
14. EIA Ref. S7.5.1; EM&A Ref. S7.2.5
15. Waste management practices, including avoidance, minimisation, sorting, reuse, recycling, waste disposal record, etc. as recommended in the EIA Report (EIA Ref. S7.5.1; EM&A Ref. S7.2.5)
16. Landscape and visual mitigation measures, including CM01 to CM09 as recommended in the EIA Report (EIA Ref. S9.12.1.1; EM&A Ref. S9.2
17. Cultural heritage protection measures, including a pre-construction and post-construction condition survey, vibration monitoring and provision of buffer zone, as recommended in the EIA Report (EIA Ref. Table 10-3; EM&A Ref. Table 10-1)
18. The archaeological survey, as recommended in the EIA Report, should be carried out near the proposed drainage works in the Lin Fa Tei area near previous wooden archaeological remains by qualified archaeologist.
    AMO should be informed immediately for discovery of antiquities or supposed antiquities during the survey. (EIA Ref. Table10-1; EM&A Ref. S10.2.3)

Document prepared by

Aurecon Hong Kong Limited

Unit 1608, 16/F, Tower B, Manulife Financial Centre,
223 – 231 Wai Yip Street, Kwun Tong, Kowloon
Hong Kong S. A. R.

T +852 3664 6888
F +852 3664 6999
E hongkong@aurecongroup.com
W aurecongroup.com

aurecon

Bringing ideas to life